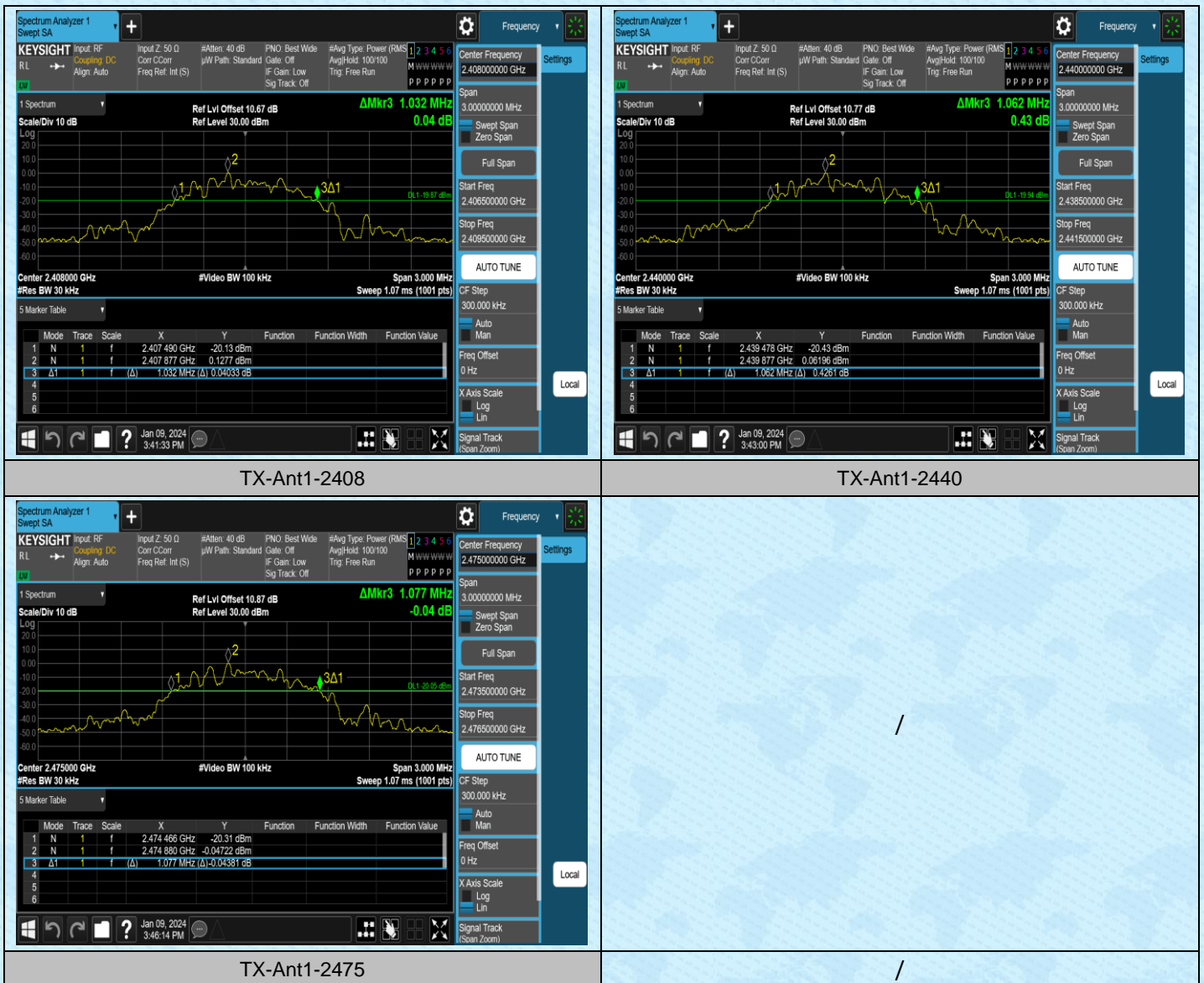


AppendixA: 20dB Emission Bandwidth

Test Result

Test Mode	Antenna	Frequency[MHz]	20db EBW[MHz]	FL[MHz]	FH[MHz]
TX	Ant1	2408	1.032	2407.490	2408.522
TX	Ant1	2440	1.062	2439.478	2440.540
TX	Ant1	2475	1.077	2474.466	2475.543

Test Graphs

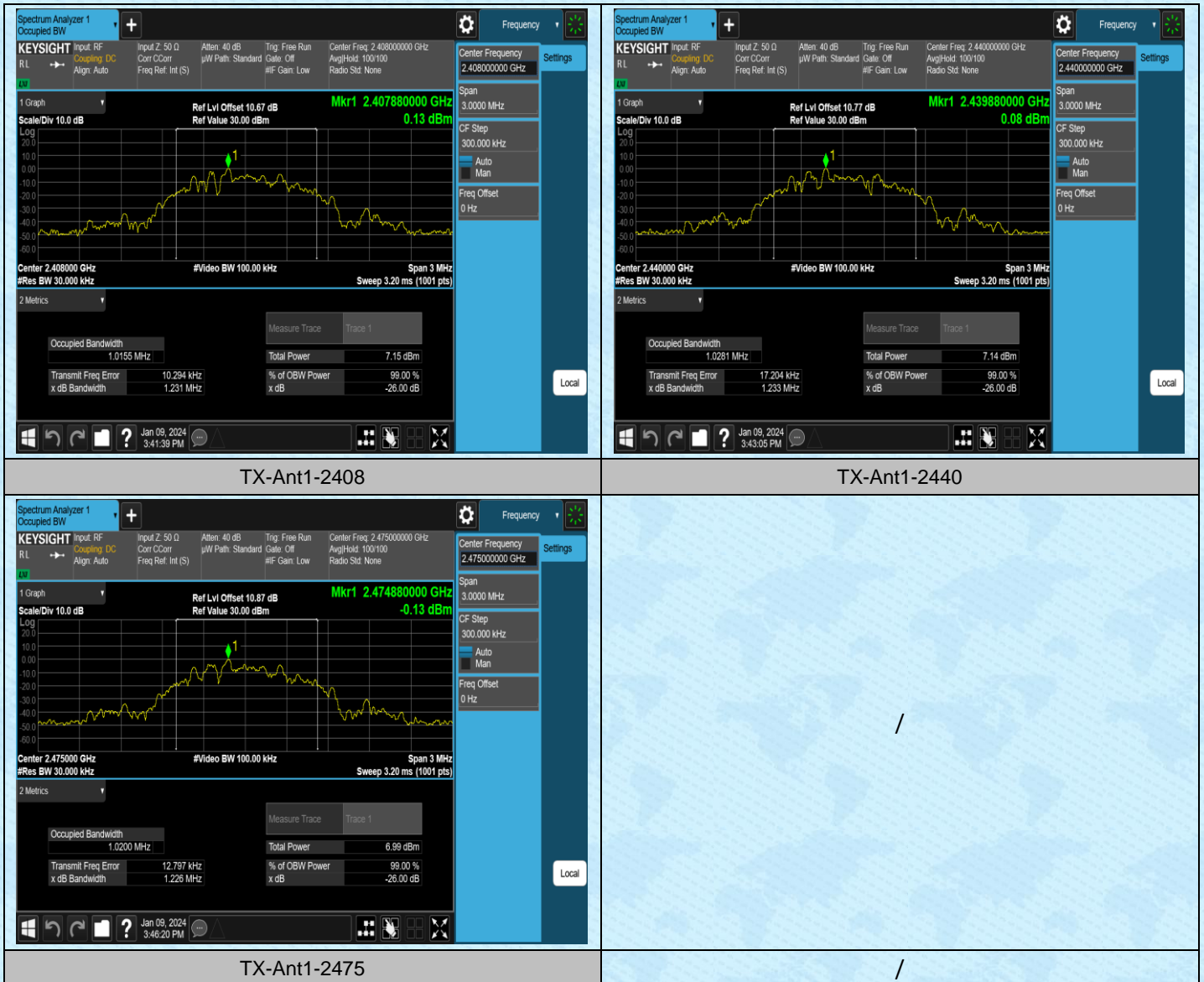


Appendix B: Occupied Channel Bandwidth

Test Result

Test Mode	Antenna	Frequency [MHz]	OCB [MHz]	FL [MHz]	FH [MHz]
TX	Ant1	2408	1.0155	2407.5025	2408.5180
TX	Ant1	2440	1.0281	2439.5032	2440.5313
TX	Ant1	2475	1.0200	2474.5028	2475.5228

Test Graphs

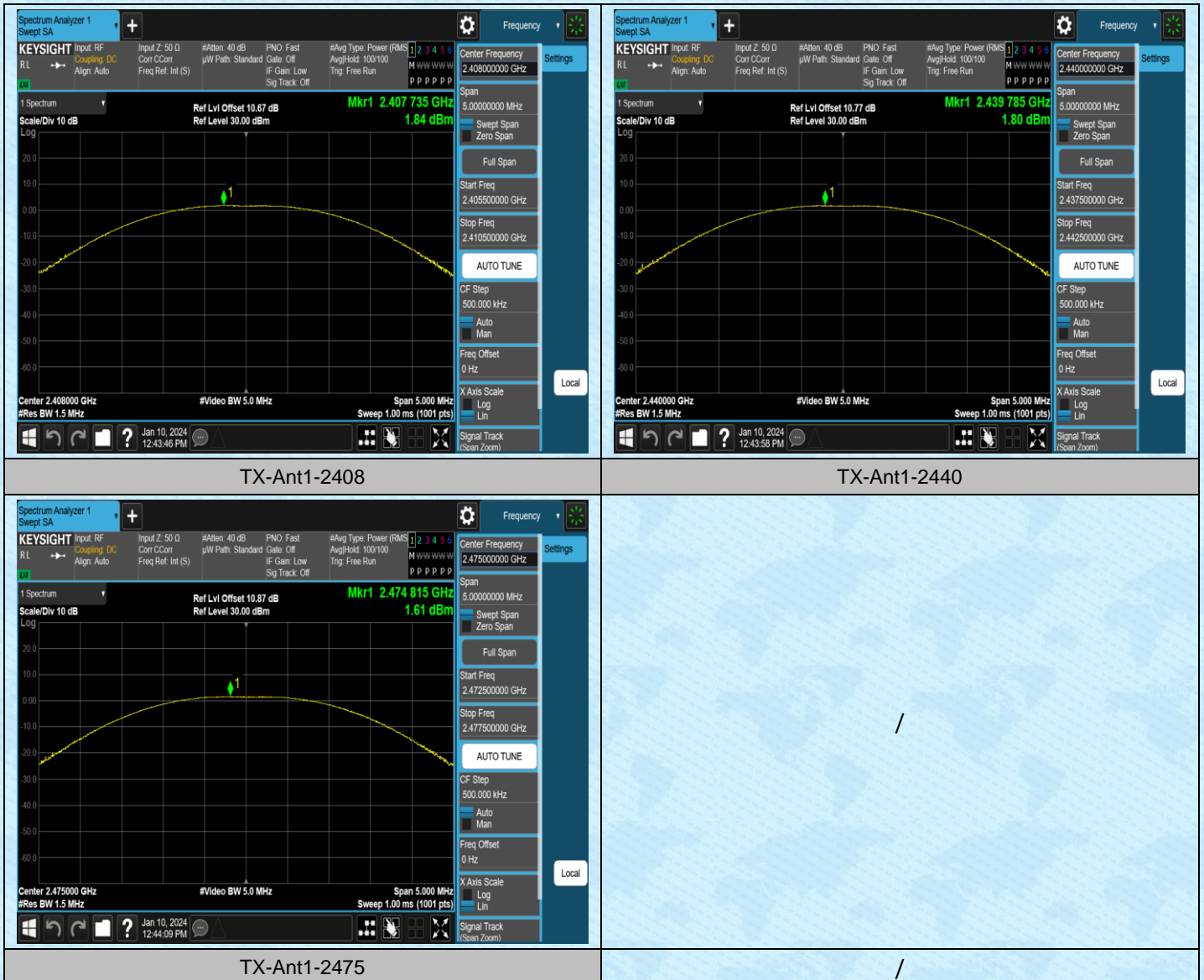


AppendixC: Maximum conducted output power

Test Result

Test Mode	Antenna	Frequency[MHz]	Result[dBm]	Limit[dBm]	Verdict
TX	Ant1	2408	1.84	≤20.97	PASS
TX	Ant1	2440	1.80	≤20.97	PASS
TX	Ant1	2475	1.61	≤20.97	PASS

Test Graphs

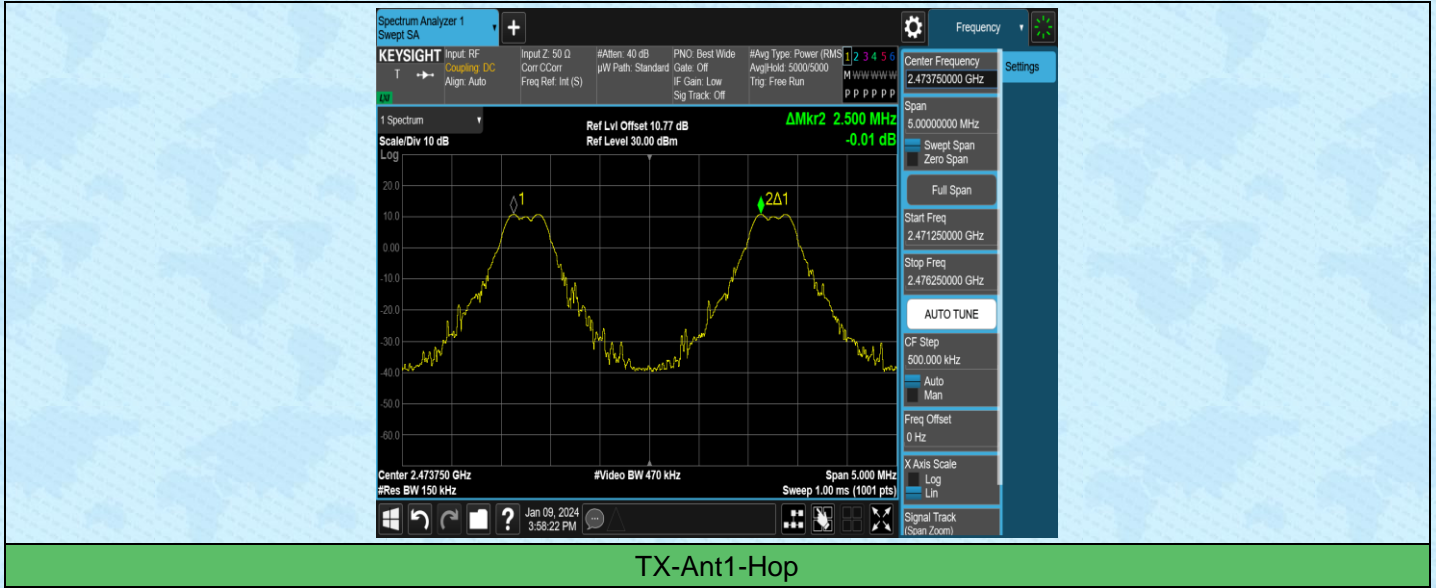


AppendixD: Carrier frequency separation

Test Result

Test Mode	Antenna	Frequency[MHz]	Result[MHz]	Limit[MHz]	Verdict
TX	Ant1	Hop	2.50	0.718	PASS

Test Graphs



AppendixE: Time of occupancy

Test Result

Test Mode	Antenna	Frequency[MHz]	BurstWidth [ms]	TotalHops [Num]	Result[ms]	Limit[ms]	Verdict
TX	Ant1	Hop_2475	0.773	9	6.957	≤400	PASS

Test Graphs

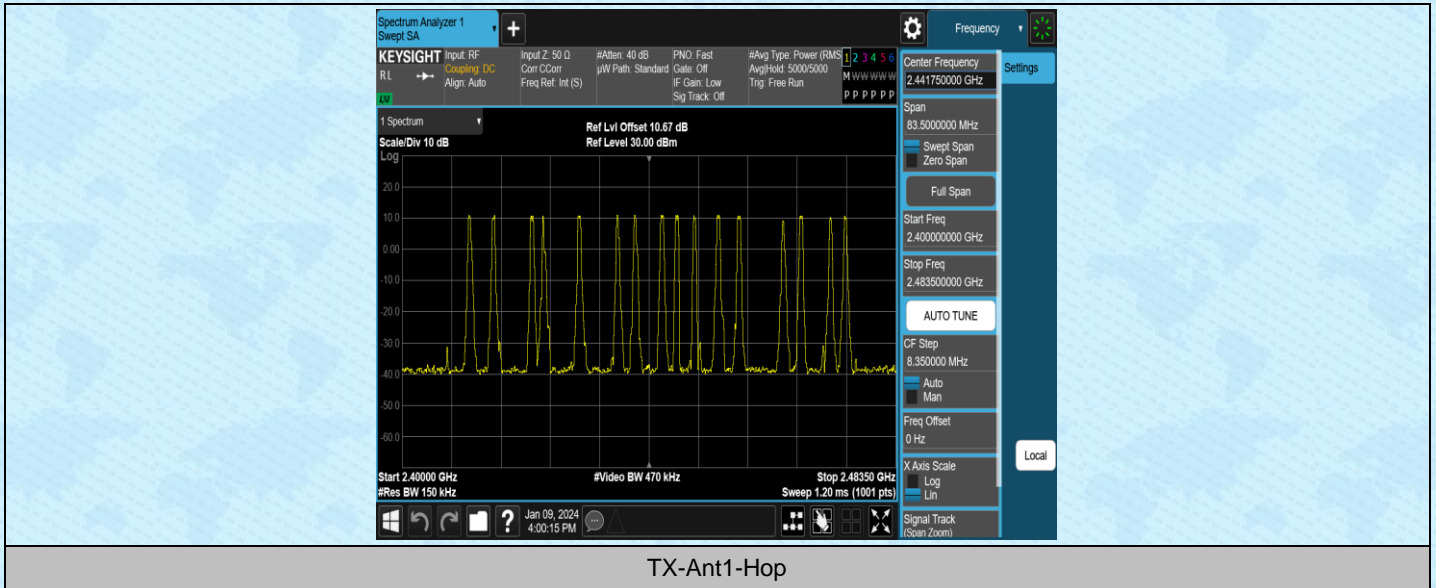


AppendixF: Number of hopping channels

Test Result

Test Mode	Antenna	Frequency[MHz]	Result[Num]	Limit[Num]	Verdict
TX	Ant1	Hop	16	≥15	PASS

Test Graphs

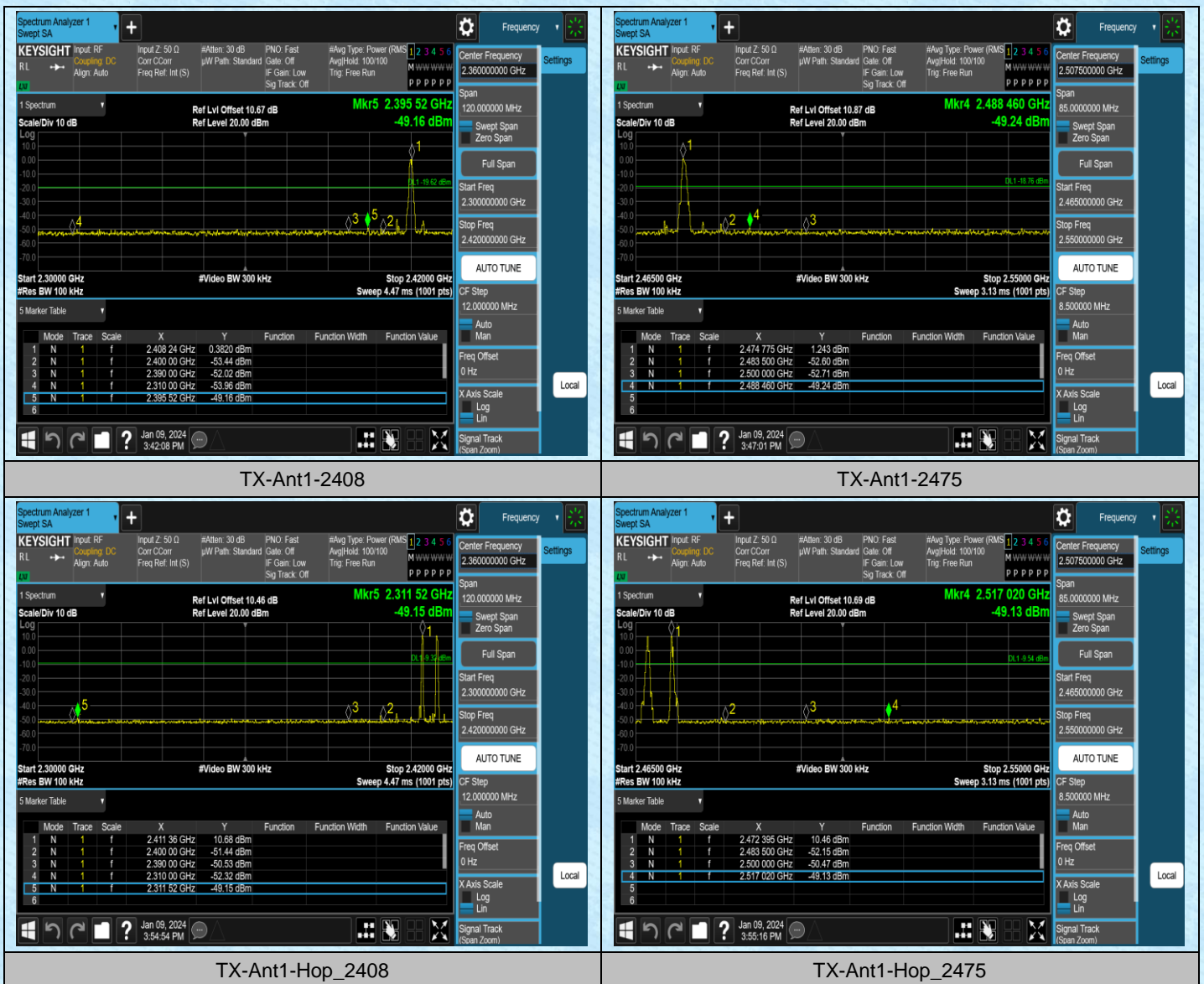


AppendixG:Band edge measurements

Test Result

Test Mode	Antenna	ChName	Frequency[MHz]	RefLevel [dBm]	Result [dBm]	Limit [dBm]	Verdict
TX	Ant1	Low	2408	0.38	-49.16	≤-19.62	PASS
TX	Ant1	High	2475	1.24	-49.25	≤-18.76	PASS
TX	Ant1	Low	Hop_2408	10.68	-49.15	≤-9.32	PASS
TX	Ant1	High	Hop_2475	10.46	-49.13	≤-9.54	PASS

Test Graphs


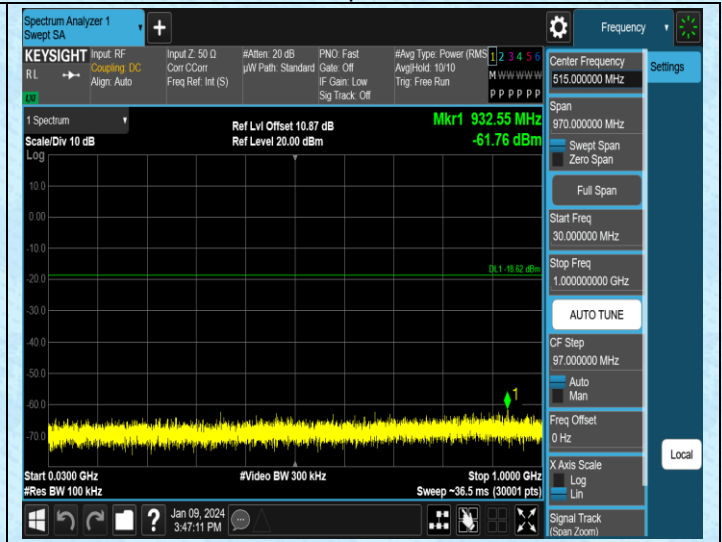


AppendixH:Conducted Spurious Emission**Test Result**

Test Mode	Antenna	Frequency[MHz]	FreqRange [MHz]	RefLevel [dBm]	Result [dBm]	Limit [dBm]	Verdict
TX	Ant1	2408	0~Reference	1.58	1.58	---	PASS
TX	Ant1	2408	30~1000	1.58	-62.15	≤-18.42	PASS
TX	Ant1	2408	1000~26500	1.58	-38.18	≤-18.42	PASS
TX	Ant1	2440	0~Reference	1.57	1.57	---	PASS
TX	Ant1	2440	30~1000	1.57	-61.81	≤-18.43	PASS
TX	Ant1	2440	1000~26500	1.57	-50.18	≤-18.43	PASS
TX	Ant1	2475	0~Reference	1.38	1.38	---	PASS
TX	Ant1	2475	30~1000	1.38	-61.76	≤-18.62	PASS
TX	Ant1	2475	1000~26500	1.38	-49.96	≤-18.62	PASS

Test Graphs





TX-Ant1-2475-1000~26500

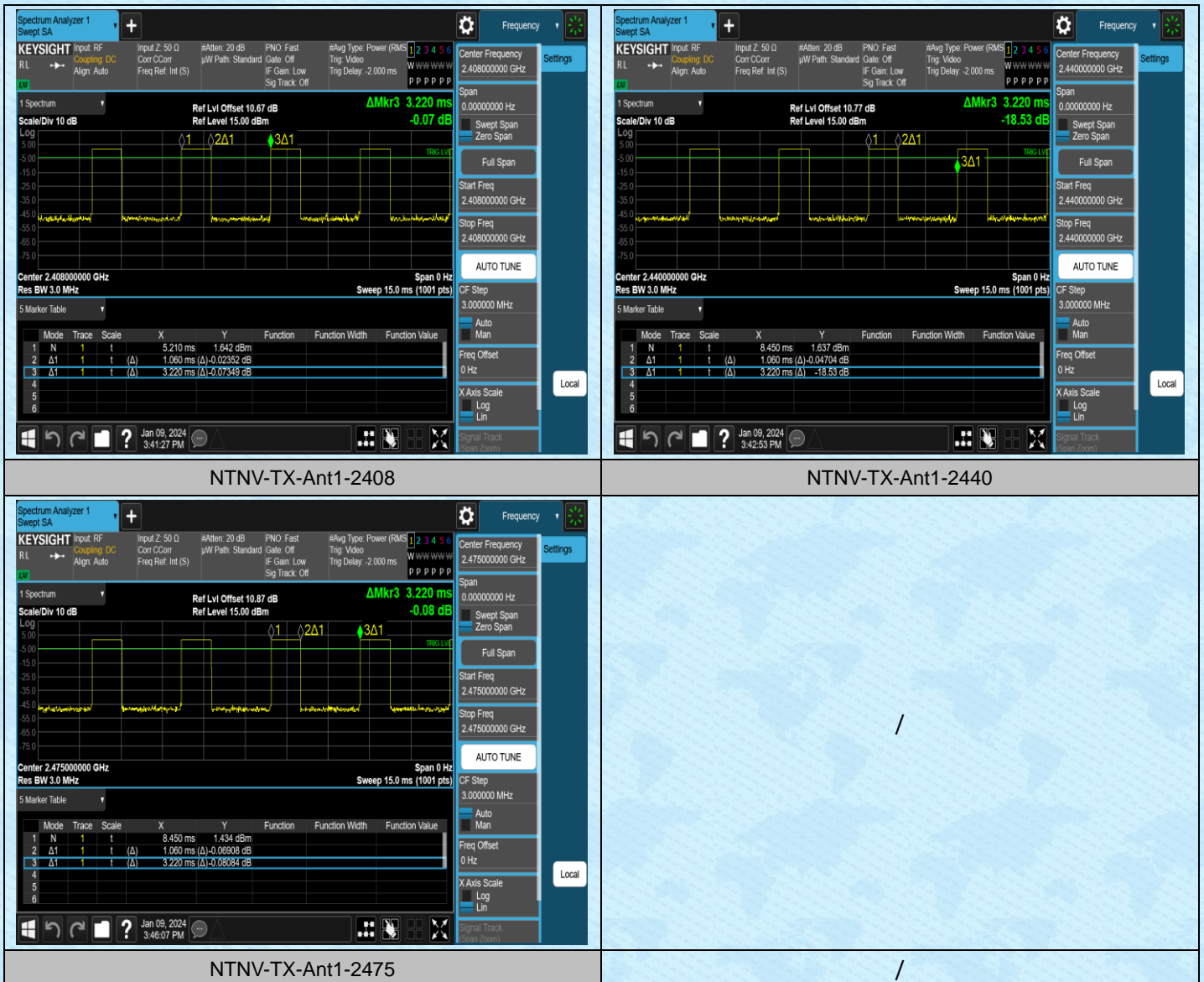
/

AppendixI: Duty Cycle

Test Result

Test Mode	Antenna	Frequency[MHz]	Transmission Duration [ms]	Transmission Period [ms]	Duty Cycle [%]	Duty Cycle Factor[dB]
TX	Ant1	2408	1.06	3.22	32.92	4.83
TX	Ant1	2440	1.06	3.22	32.92	4.83
TX	Ant1	2475	1.06	3.22	32.92	4.83

Test Graphs



---End---