

AppendixA: 20dB Emission Bandwidth

Test Result

Test Mode	Antenna	Frequency[MHz]	20db EBW[MHz]	FL[MHz]	FH[MHz]	Limit[MHz]	Verdict
TX	Ant1	2408	0.537	2407.709	2408.246	---	---
TX	Ant1	2440	0.528	2439.715	2440.243	---	---
TX	Ant1	2475	0.531	2474.712	2475.243	---	---

Test Graphs



TX-Ant1-2408



TX-Ant1-2440



TX-Ant1-2475



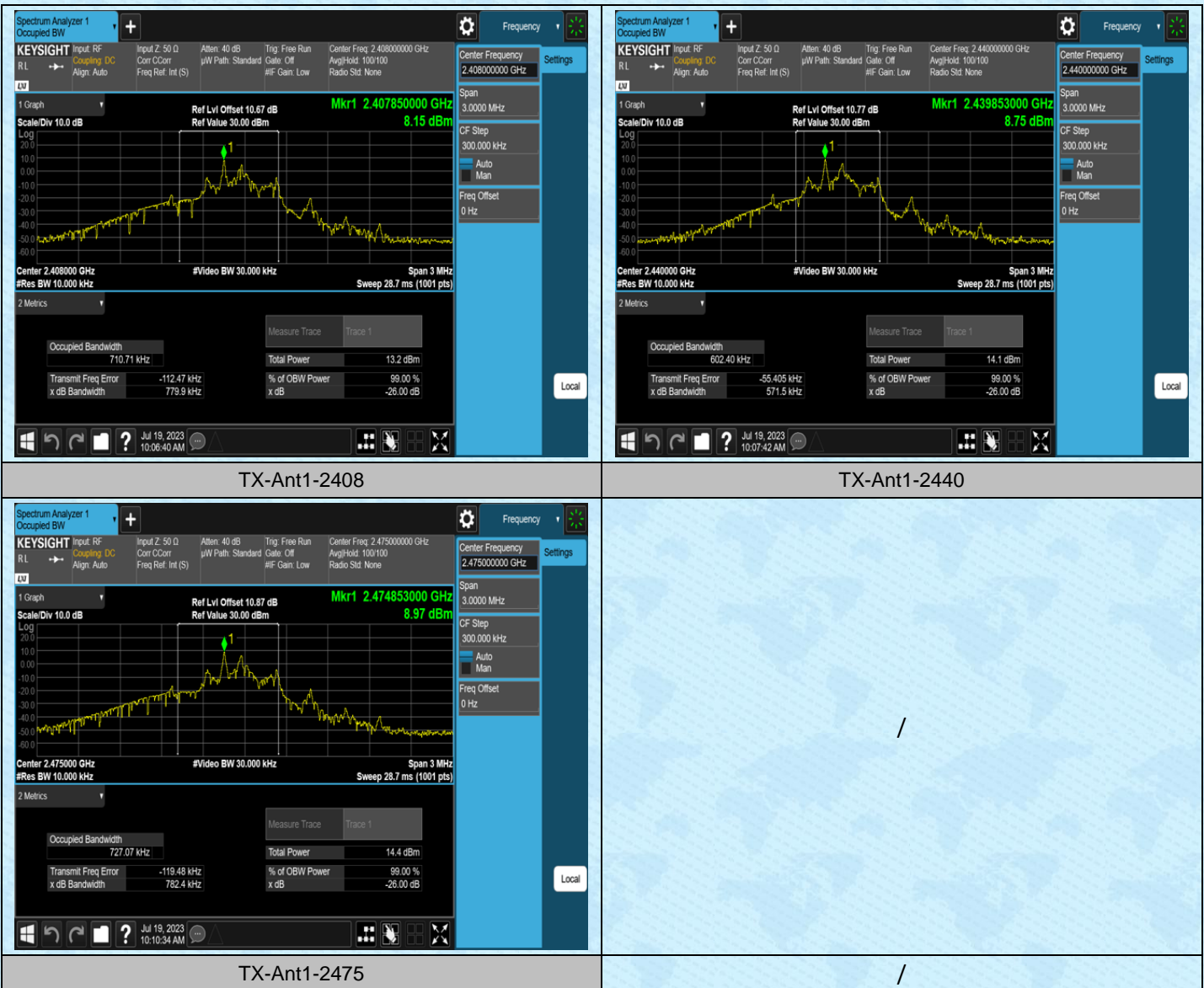
/

AppendixB: Occupied Channel Bandwidth

Test Result

Test Mode	Antenna	Frequency[MHz]	OCB [MHz]	FL[MHz]	FH[MHz]	Limit[MHz]	Verdict
TX	Ant1	2408	0.71071	2407.5322	2408.2429	---	---
TX	Ant1	2440	0.60240	2439.6434	2440.2458	---	---
TX	Ant1	2475	0.72707	2474.5170	2475.2441	---	---

Test Graphs

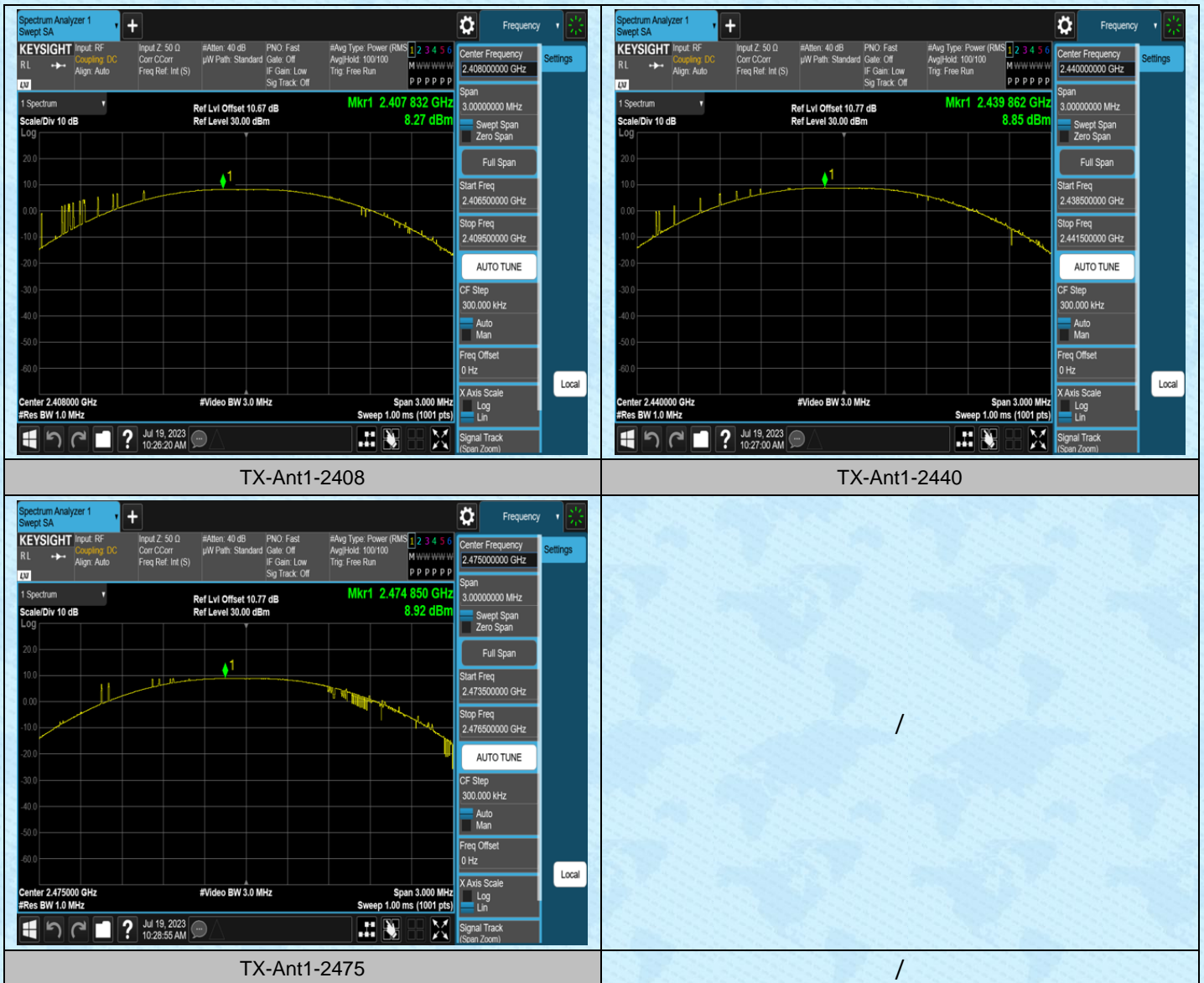


AppendixC: Maximum conducted output power

Test Result

Test Mode	Antenna	Frequency[MHz]	Result[dBm]	Limit[dBm]	Verdict
TX	Ant1	2408	8.27	≤20.97	PASS
TX	Ant1	2440	8.85	≤20.97	PASS
TX	Ant1	2475	8.92	≤20.97	PASS

Test Graphs

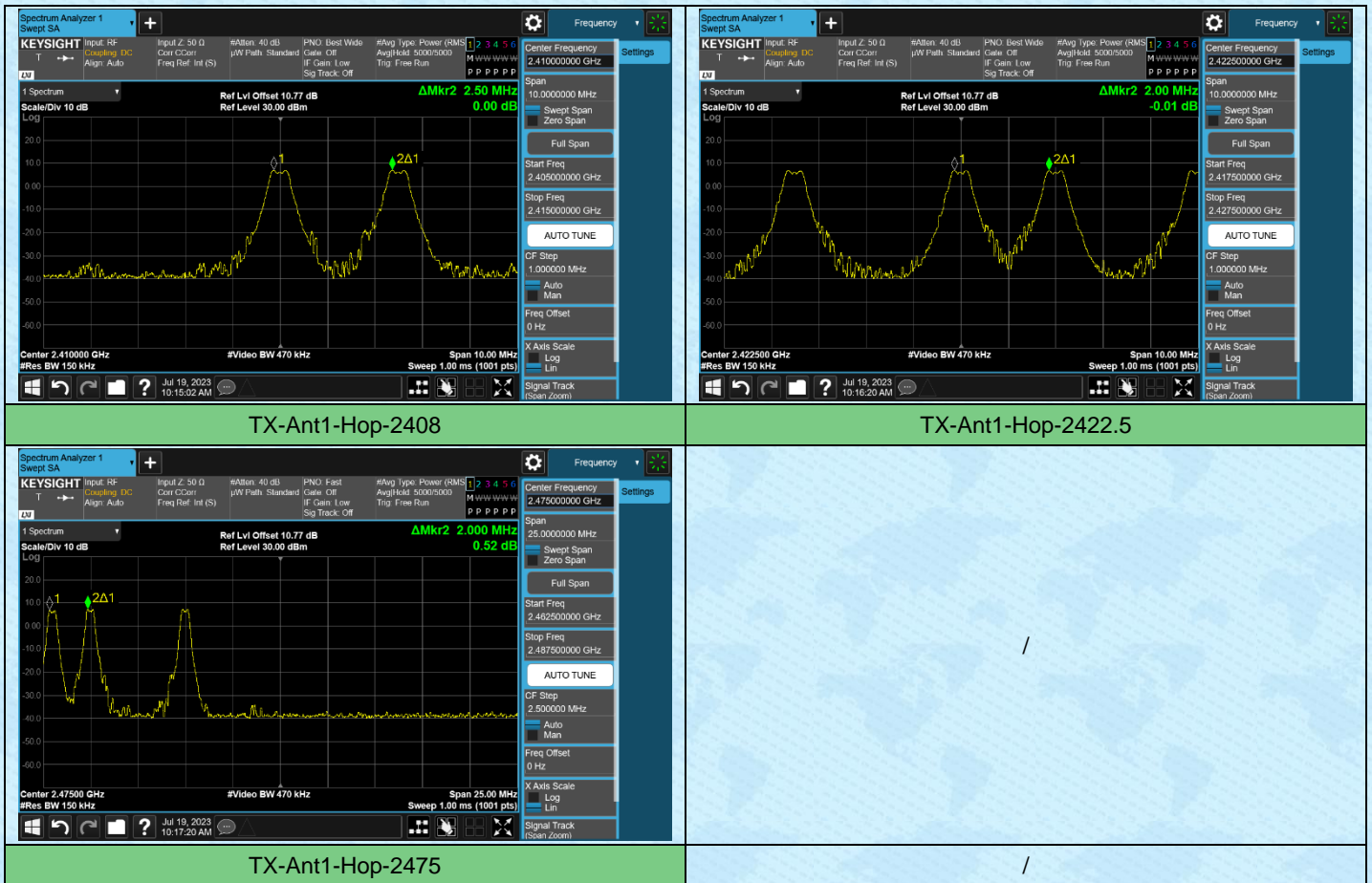


AppendixD: Carrier frequency separation

Test Result

Test Mode	Antenna	Frequency[MHz]	Result[MHz]	Limit[MHz]	Verdict
TX	Ant1	Hop_2408	2.50	≥0.537	PASS
TX	Ant1	Hop_2422.5	2.00	≥0.537	PASS
TX	Ant1	Hop_2475	2.00	≥0.537	PASS

Test Graphs

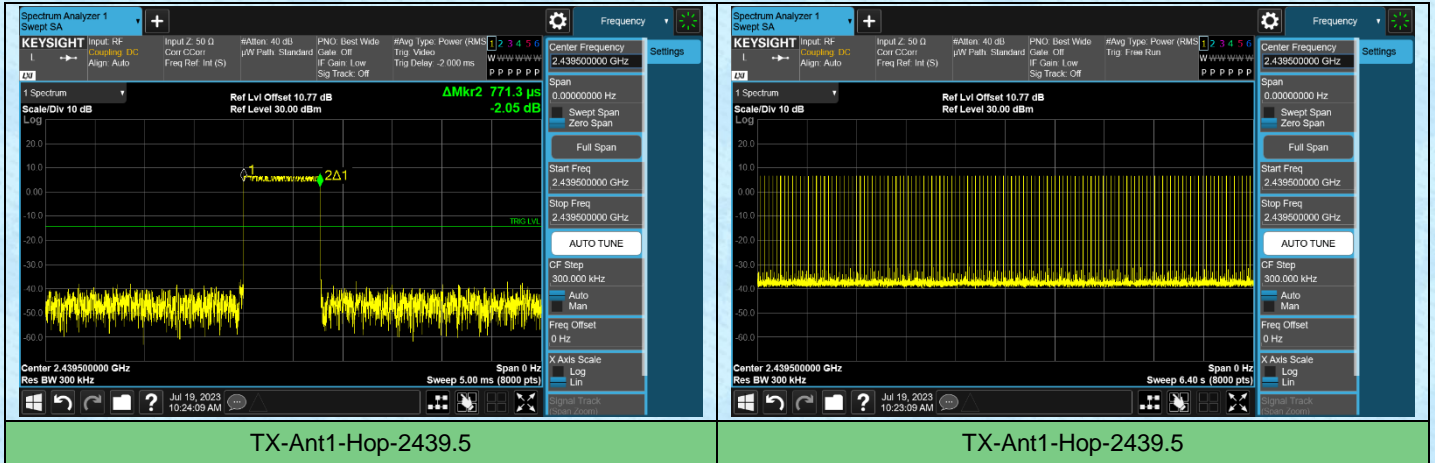


AppendixE: Time of occupancy

Test Result

Test Mode	Antenna	Frequency[MHz]	BurstWidth [ms]	Observation Period[s]	TotalHops [Num]	Result[s]	Limit[s]	Verdict
TX	Ant1	Hop_2439.5	0.771	6.4	124	0.09560	≤0.4	PASS

Test Graphs

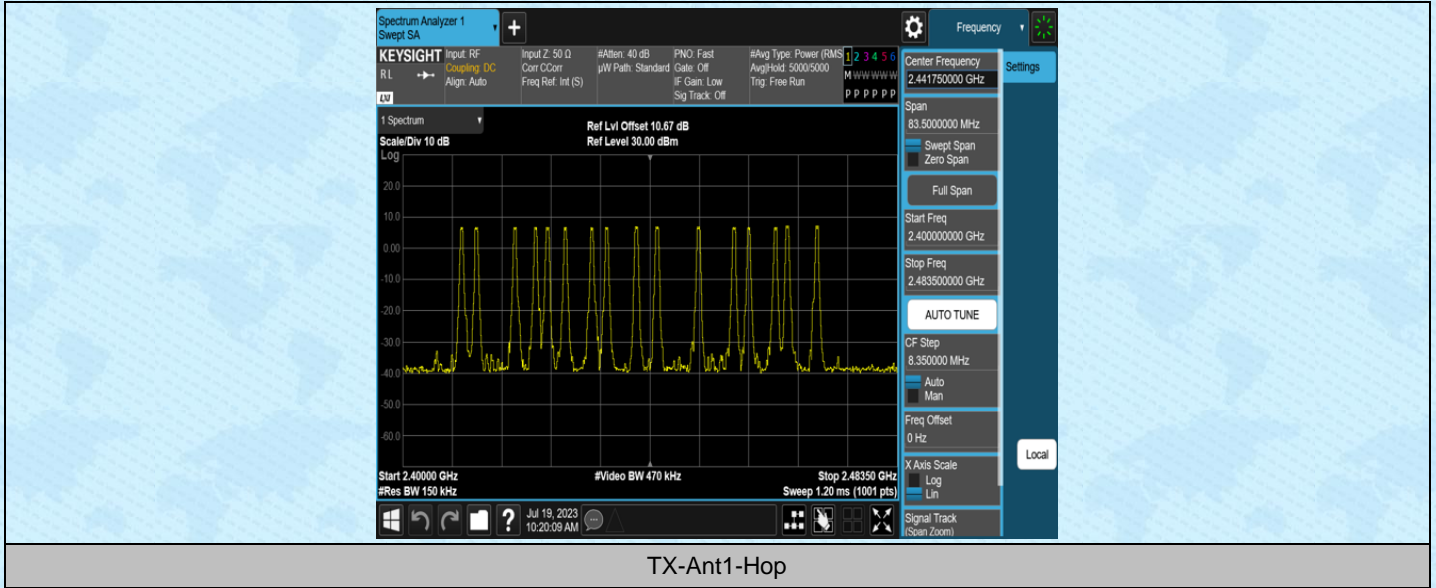


AppendixF: Number of hopping channels

Test Result

Test Mode	Antenna	Frequency[MHz]	Result[Num]	Limit[Num]	Verdict
TX	Ant1	Hop	16	≥15	PASS

Test Graphs

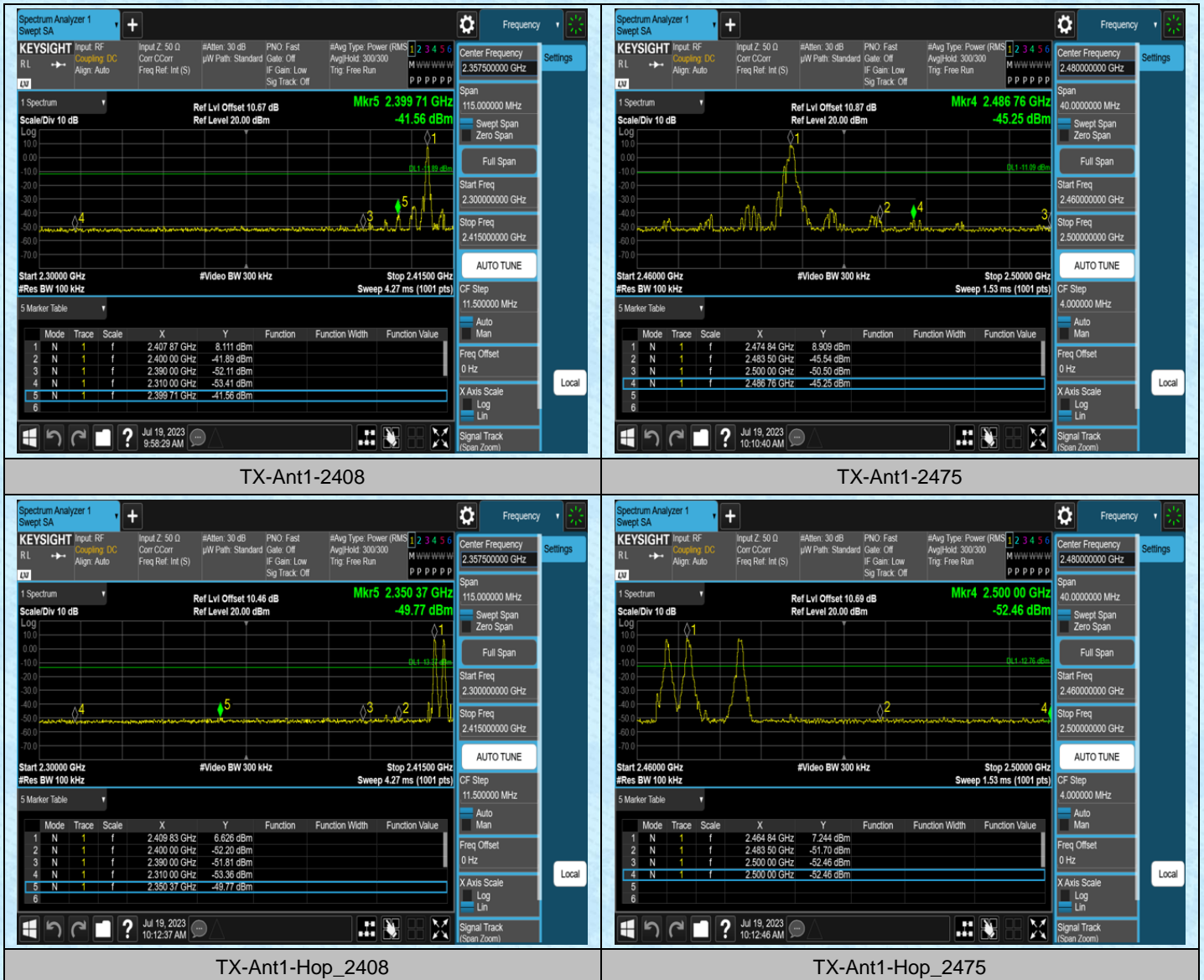


Appendix G: Band edge measurements

Test Result

Test Mode	Antenna	ChName	Frequency[MHz]	Ref Level [dBm]	Result [dBm]	Limit [dBm]	Verdict
TX	Ant1	Low	2408	8.11	-41.56	≤-11.89	PASS
TX	Ant1	High	2475	8.91	-45.25	≤-11.09	PASS
TX	Ant1	Low	Hop_2408	6.63	-49.77	≤-13.37	PASS
TX	Ant1	High	Hop_2475	7.24	-52.46	≤-12.76	PASS

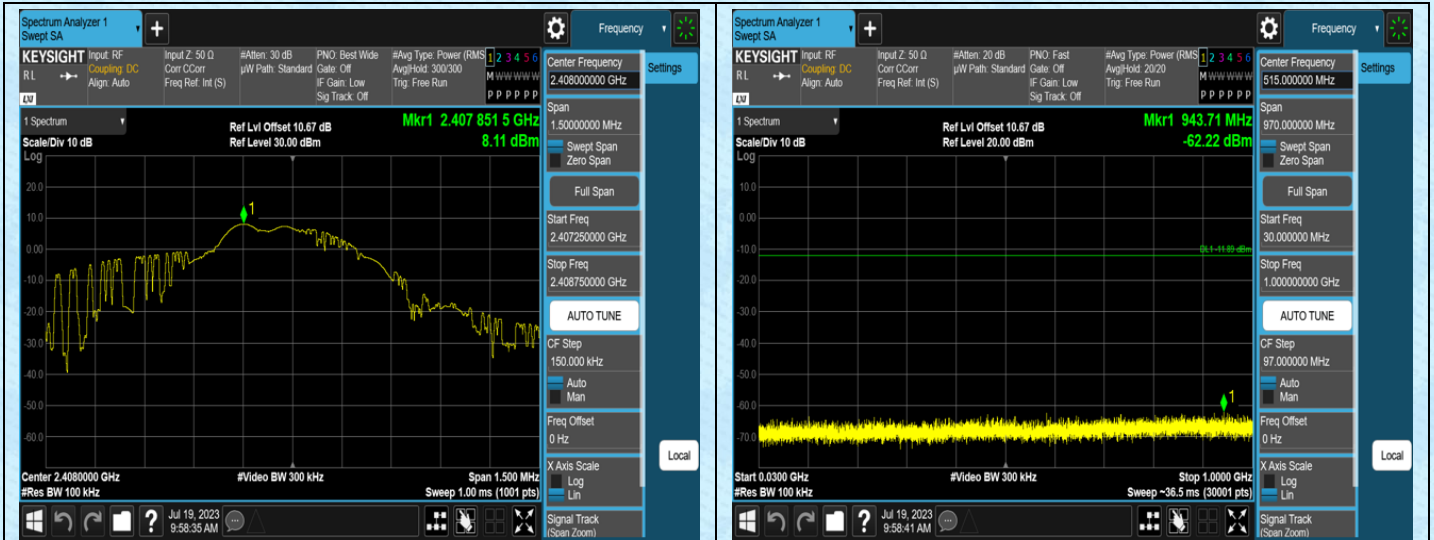
Test Graphs



AppendixH:Conducted Spurious Emission**Test Result**

Test Mode	Antenna	Frequency[MHz]	Freq Range [MHz]	Ref Level [dBm]	Result [dBm]	Limit [dBm]	Verdict
TX	Ant1	2408	0~Reference	8.11	8.11	---	PASS
TX	Ant1	2408	30~1000	8.11	-62.22	≤-11.89	PASS
TX	Ant1	2408	1000~26500	8.11	-37.93	≤-11.89	PASS
TX	Ant1	2440	0~Reference	8.77	8.77	---	PASS
TX	Ant1	2440	30~1000	8.77	-62.02	≤-11.23	PASS
TX	Ant1	2440	1000~26500	8.77	-42.7	≤-11.23	PASS
TX	Ant1	2475	0~Reference	8.90	8.90	---	PASS
TX	Ant1	2475	30~1000	8.90	-61.89	≤-11.1	PASS
TX	Ant1	2475	1000~26500	8.90	-42.16	≤-11.1	PASS

Test Graphs



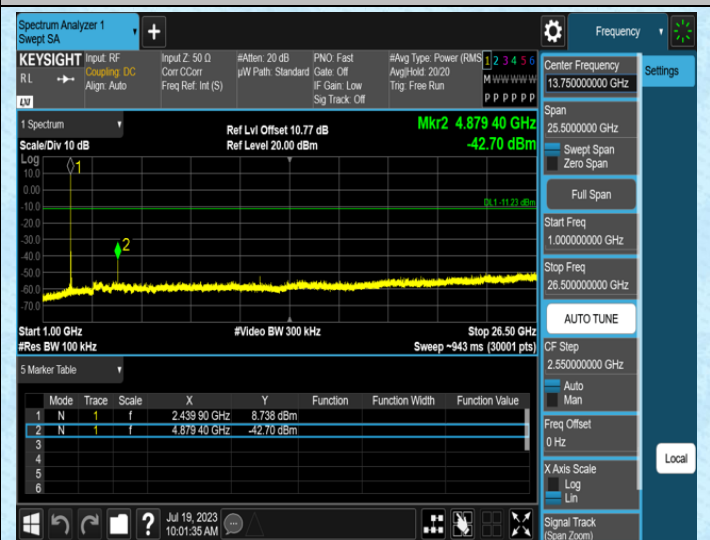
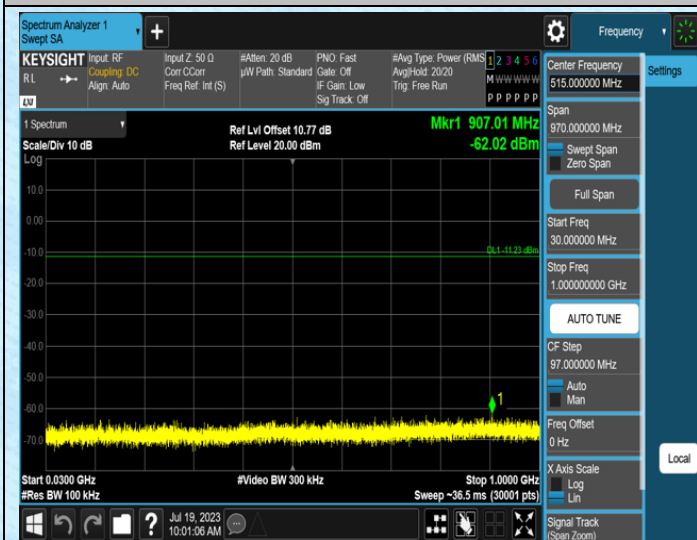
TX-Ant1-2408-0~Reference

TX-Ant1-2408-30~1000



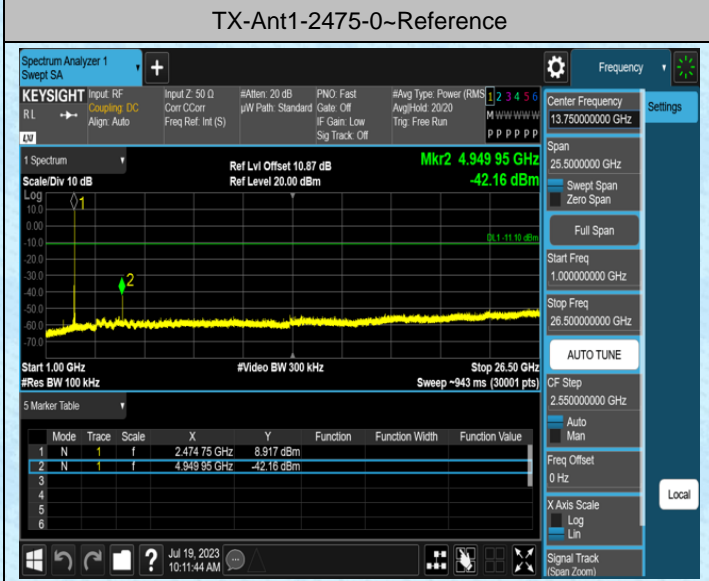
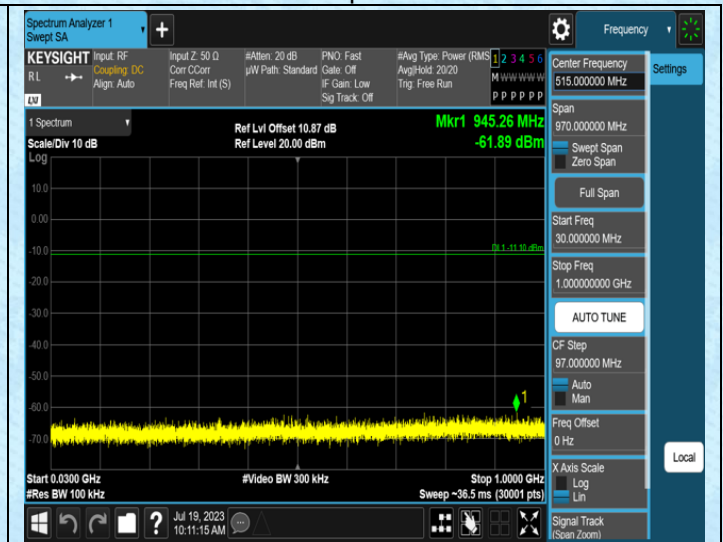
TX-Ant1-2408-1000~26500

TX-Ant1-2440-0~Reference



TX-Ant1-2440-30~1000

TX-Ant1-2440-1000~26500



---End---