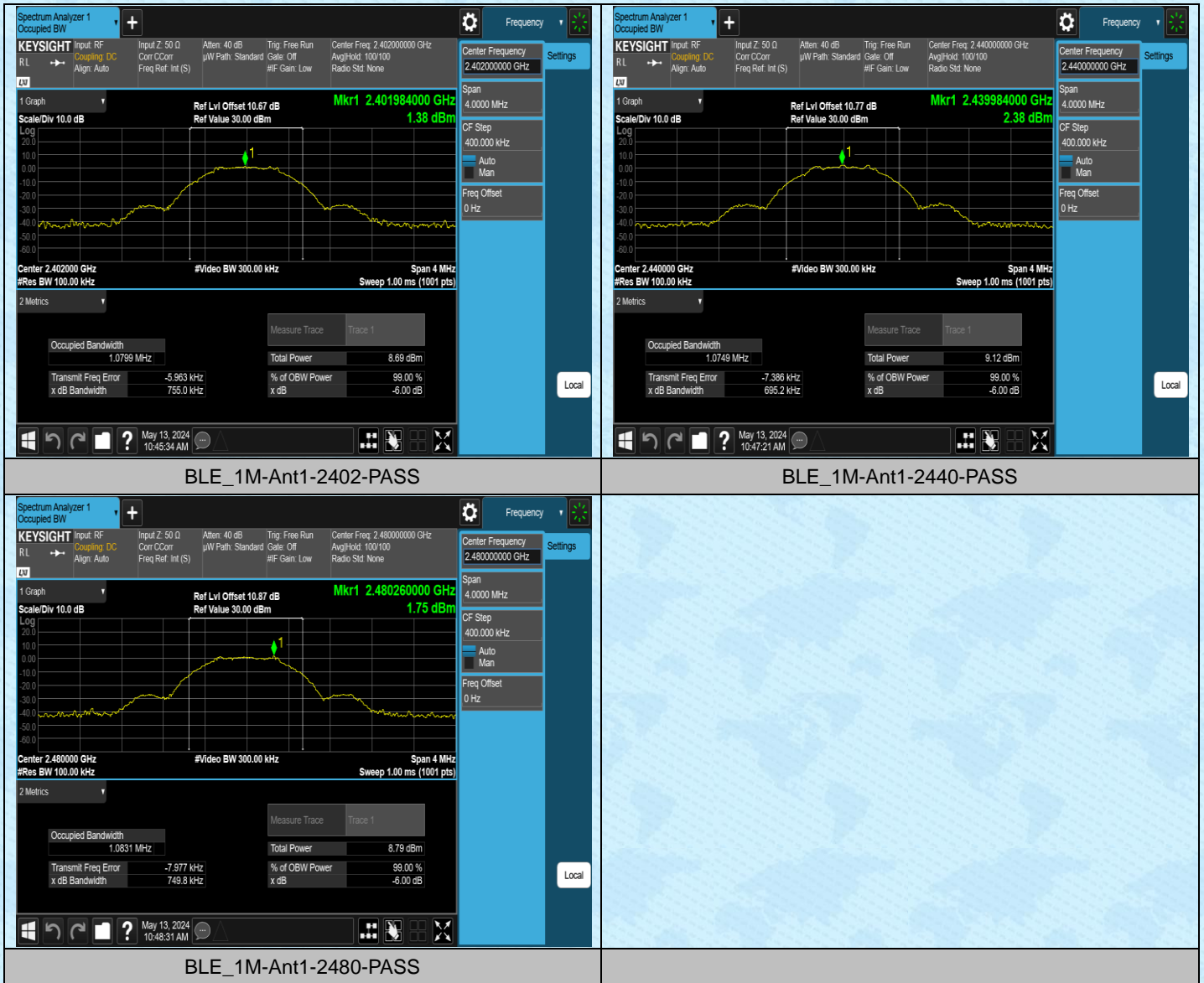


AppendixA: DTS Bandwidth

Test Result

Test Mode	Antenna	Frequency[MHz]	DTS BW [MHz]	Limit[MHz]	Verdict
BLE_1M	Ant1	2402	0.7550	0.5	PASS
BLE_1M	Ant1	2440	0.6952	0.5	PASS
BLE_1M	Ant1	2480	0.7498	0.5	PASS

Test Graphs

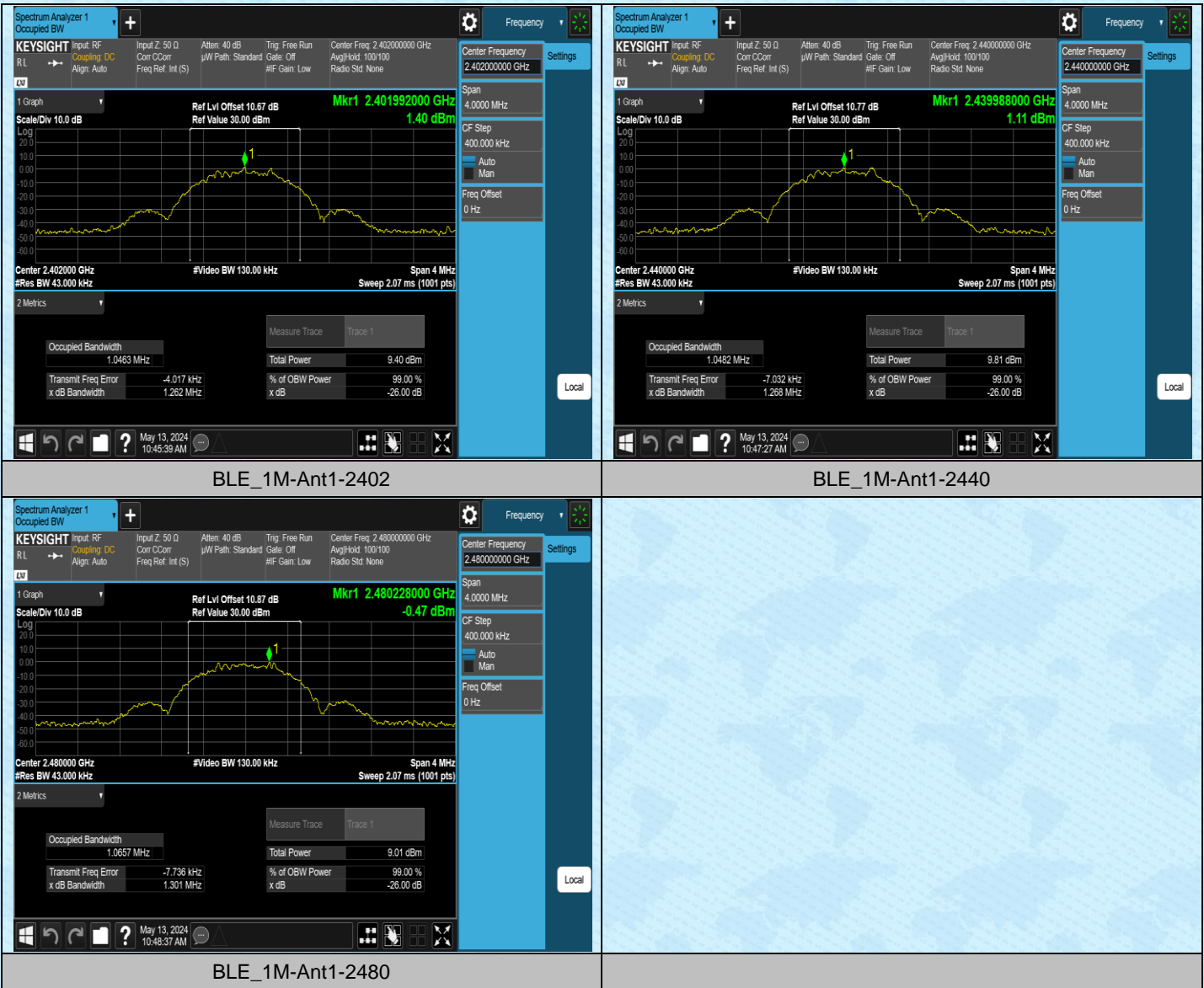


AppendixB: Occupied Channel Bandwidth

Test Result

Test Mode	Antenna	Frequency[MHz]	OCB [MHz]	FL[MHz]	FH[MHz]	Limit[MHz]	Verdict
BLE_1M	Ant1	2402	1.0463	2401.4728	2402.5191	---	---
BLE_1M	Ant1	2440	1.0482	2439.4689	2440.5171	---	---
BLE_1M	Ant1	2480	1.0657	2479.4594	2480.5251	---	---

Test Graphs

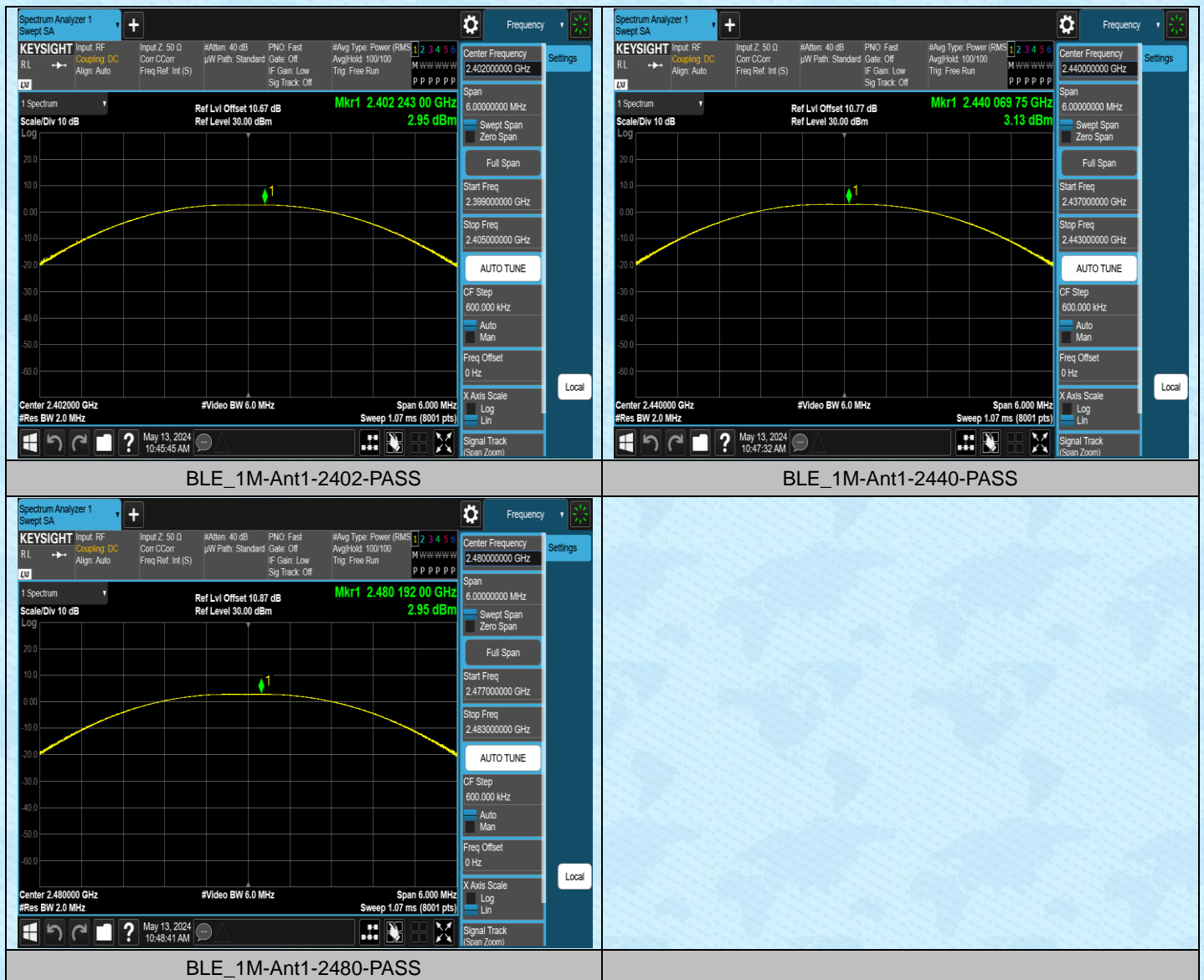


AppendixC: Maximum conducted output power

Test Result Peak

Test Mode	Antenna	Frequency[MHz]	Conducted Peak Power[dBm]	Conducted Limit[dBm]	Verdict
BLE_1M	Ant1	2402	2.95	≤30	PASS
BLE_1M	Ant1	2440	3.13	≤30	PASS
BLE_1M	Ant1	2480	2.95	≤30	PASS

Test Graphs Peak

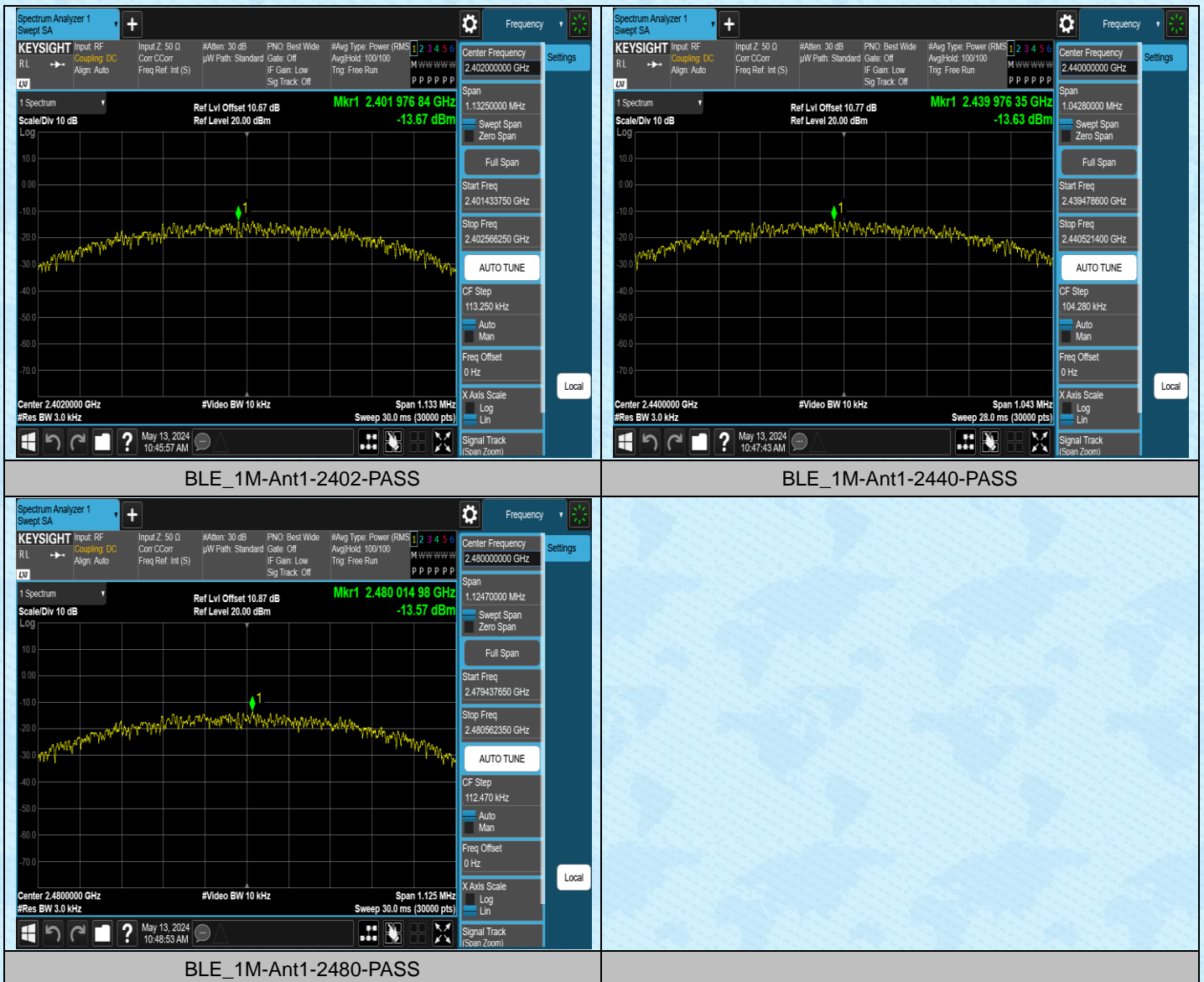


AppendixD: Maximum power spectral density

Test Result

Test Mode	Antenna	Frequency[MHz]	Result[dBm/3kHz]	Limit[dBm/3kHz]	Verdict
BLE_1M	Ant1	2402	-13.67	≤8.00	PASS
BLE_1M	Ant1	2440	-13.63	≤8.00	PASS
BLE_1M	Ant1	2480	-13.58	≤8.00	PASS

Test Graphs

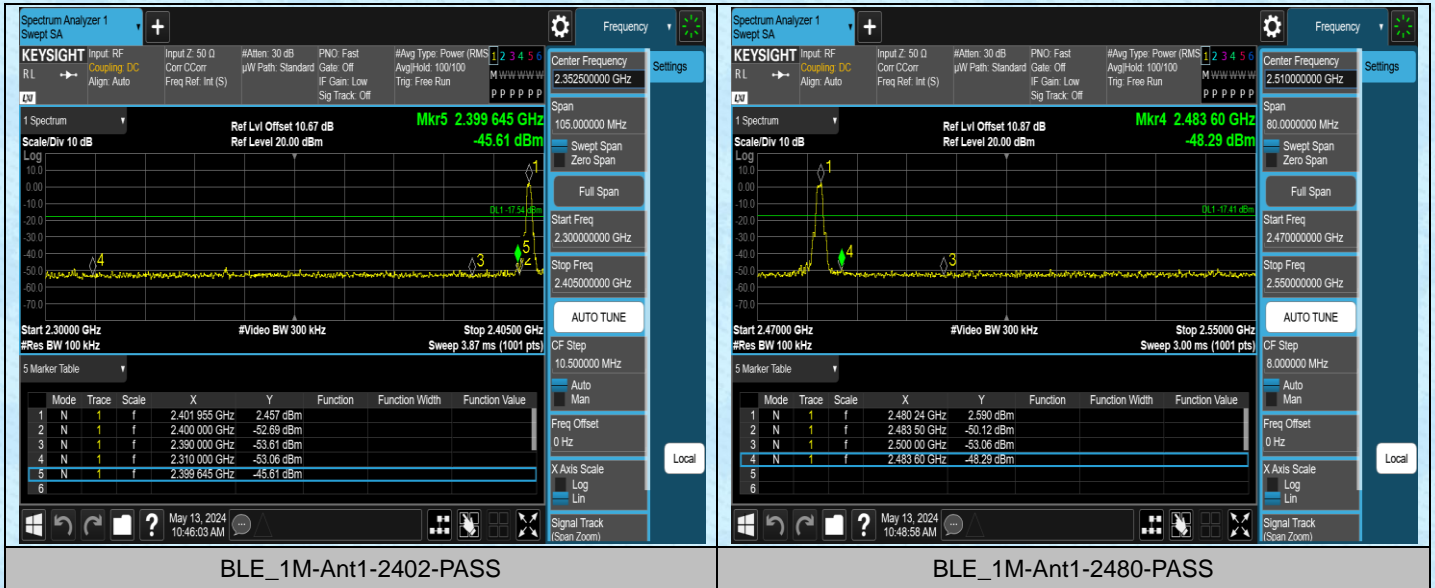


AppendixE:Band edge measurements

Test Result

Test Mode	Antenna	ChName	Frequency[MHz]	RefLevel[dBm]	Result[dBm]	Limit[dBm]	Verdict
BLE_1M	Ant1	Low	2402	2.46	-45.61	≤-17.54	PASS
BLE_1M	Ant1	High	2480	2.59	-48.29	≤-17.41	PASS

Test Graphs




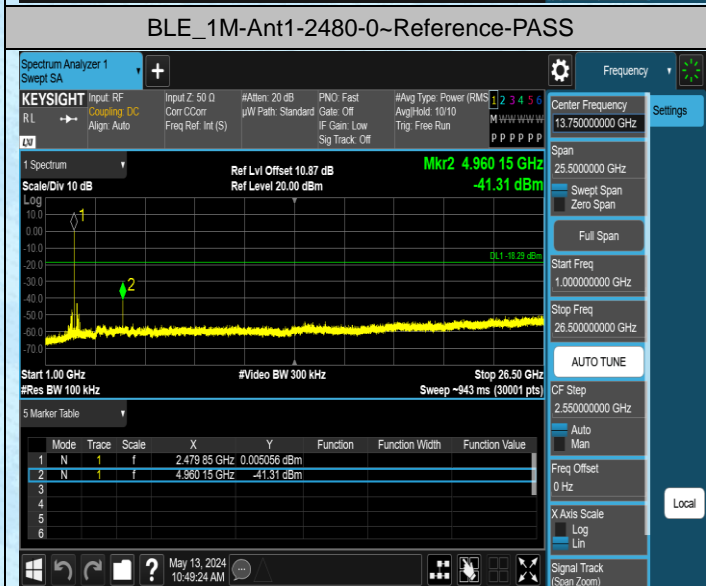
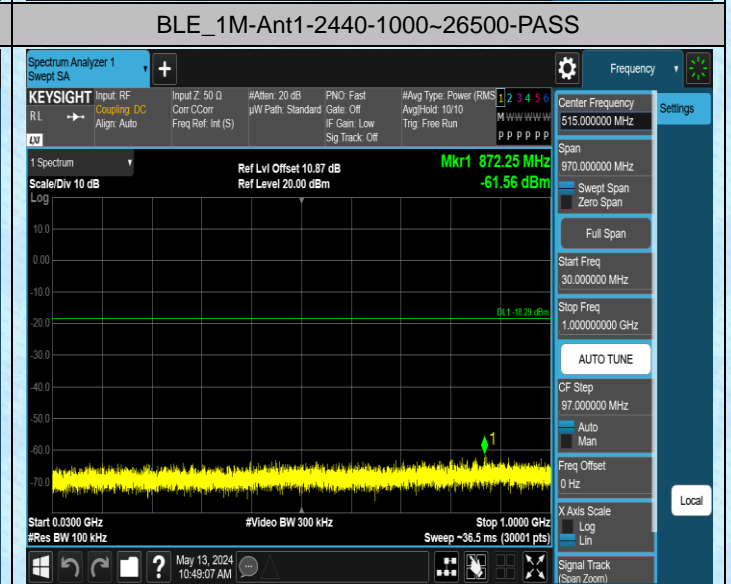
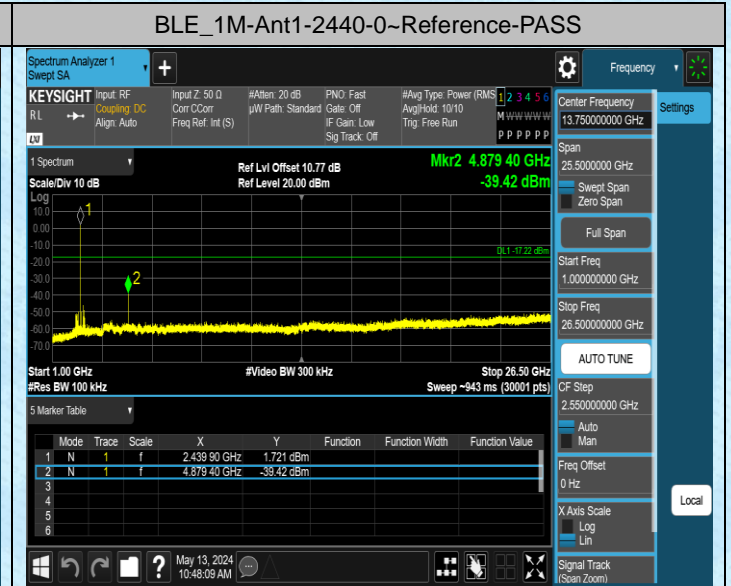
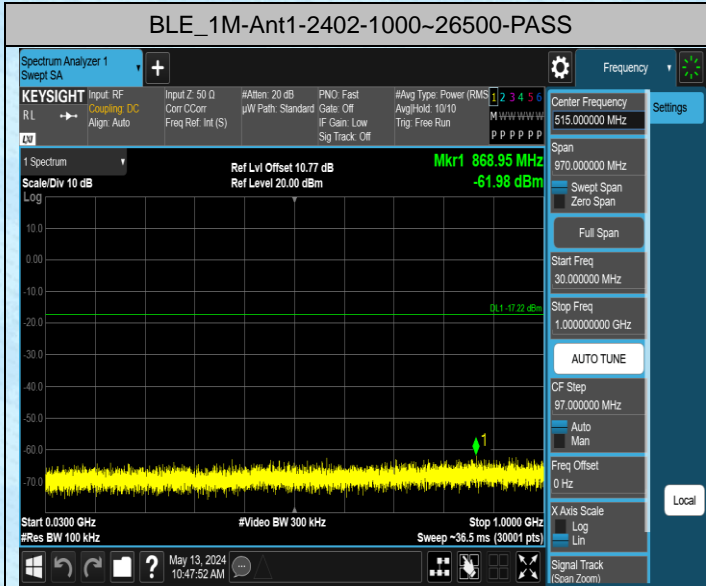
Appendix F: Conducted Spurious Emission

Test Result

Test Mode	Antenna	Frequency [MHz]	Freq Range [MHz]	Ref Level [dBm]	Result [dBm]	Limit [dBm]	Verdict
BLE_1M	Ant1	2402	0~Reference	2.46	2.46	---	PASS
BLE_1M	Ant1	2402	30~1000	2.46	-62.07	≤-17.54	PASS
BLE_1M	Ant1	2402	1000~26500	2.46	-40.9	≤-17.54	PASS
BLE_1M	Ant1	2440	0~Reference	2.78	2.78	---	PASS
BLE_1M	Ant1	2440	30~1000	2.78	-61.98	≤-17.22	PASS
BLE_1M	Ant1	2440	1000~26500	2.78	-39.42	≤-17.22	PASS
BLE_1M	Ant1	2480	0~Reference	1.71	1.71	---	PASS
BLE_1M	Ant1	2480	30~1000	1.71	-61.56	≤-18.29	PASS
BLE_1M	Ant1	2480	1000~26500	1.71	-41.31	≤-18.29	PASS

Test Graphs





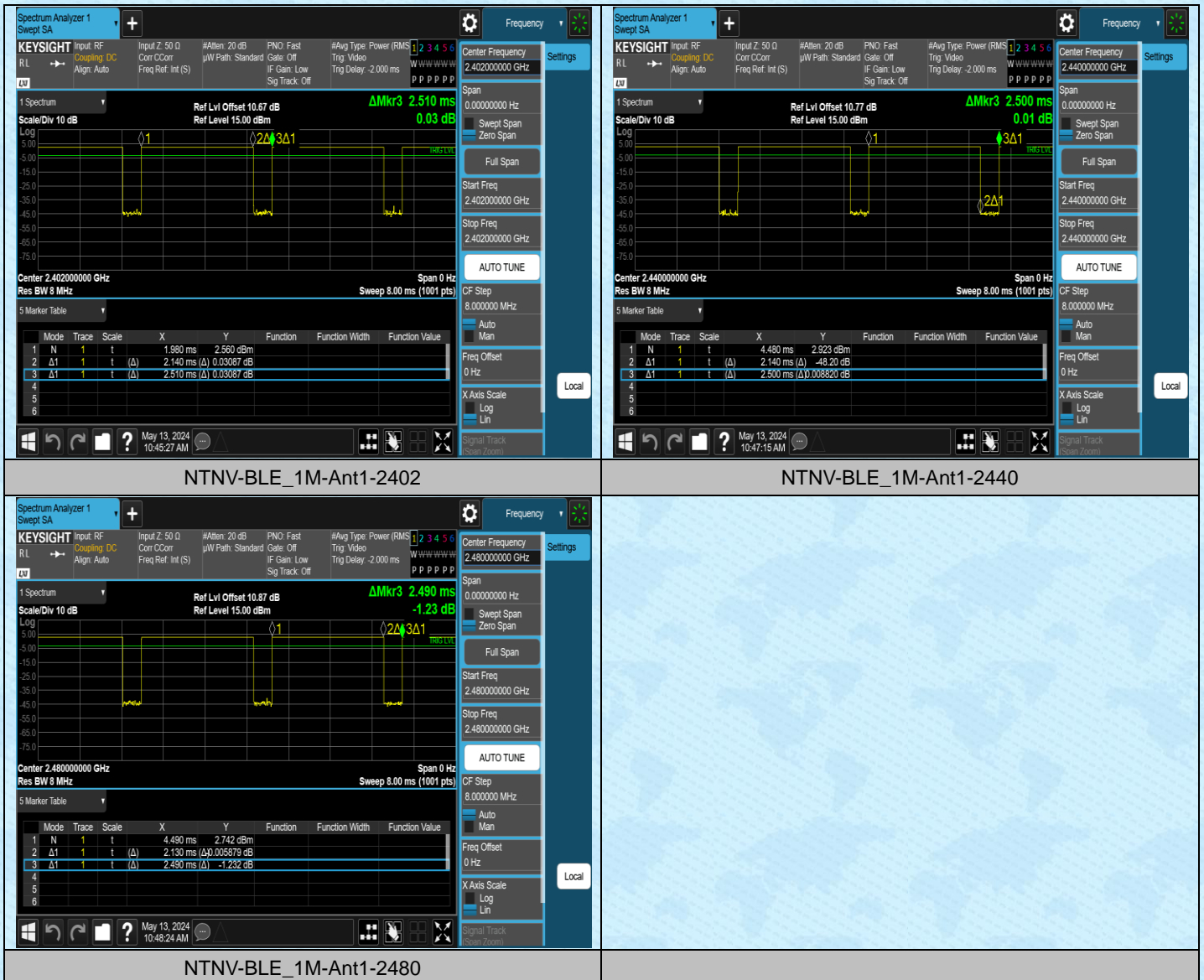
BLE_1M-Ant1-2480-1000~26500-PASS

AppendixG: Duty Cycle

Test Result

Test Mode	Antenna	Frequency [MHz]	ON Time [ms]	Period [ms]	Duty Cycle [%]	Duty Cycle Factor[dB]
BLE_1M	Ant1	2402	2.14	2.51	85.26	0.69
BLE_1M	Ant1	2440	2.14	2.50	85.60	0.68
BLE_1M	Ant1	2480	2.13	2.49	85.54	0.68

Test Graphs



-----End-----