

Test Set up




Fig 1a Test setup 30MHz -300MHz Rad Emissions




Fig 1b Test setup 30MHz -300MHz Rad Emissions




Fig 2a Test setup 300MHz -1GHz Rad Emissions



Fig 2b Test setup 300MHz -1GHz Rad Emissions




Fig 3 Test setup 1GHz -18GHz Rad Emissions




Fig 4 Test setup 18GHz -26GHz Rad Emissions




Fig 4a Test setup Conducted Emissions BLE




Fig 5a Test setup Conducted Emissions on the mains



Fig 5b Test setup Conducted Emissions on the mains

End of Report