

Roamer

User Manual

AUXO



Read this manual before using the product. Failure to follow instructions and safety precautions in this manual can result in serious injury or death.

This vaporizer is only intended for use with products made from federally legal hemp as defined in relevant provisions of the 2018 Farm Bill and codified at 7 U.S.C. § 1639o(1) and 21 U.S.C. § 802(16)(B)(i) and is not intended for use with any illegal controlled substance.

This product is not designed or intended to vaporize any nicotine or liquid product.

Not for sale to minors.

WARNING:

Reproductive Harm - www.P65warnings.ca.gov

For easy future reference, download this user manual and warranty card at:
www.auxo-official.com/pages/download

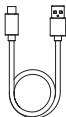
CONTENTS

WHAT'S IN THE BOX	02
QUICK START	02
SETUP & USE	03
AUXO APP	03
BATTERY & CHARGING	04
LED INDICATIONS	04
SAFETY & HANDLING	05
WARRANTY	07


WHAT'S IN THE BOX



Roamer



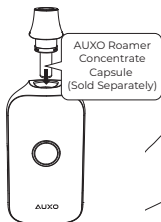
USB-C to USB-A Cable



User Manual

QUICK START

1. Place in



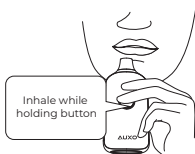
2. Power on



3. Heat up (6s)



4. Enjoy



*The LED indicator light will turn to a steady yellow when preheating finishes. A standard session lasts for 2 minutes.



To avoid leaks and scalds, do NOT tilt the device at a large angle.



Do NOT touch the glass on the mouthpiece before it cools down to room temperature.

SETUP & USE

Power On/Off

Tap the button 5 times to turn on or off your device.

When no activity is detected for 10 minutes or the battery level is lower than 5%, the device will turn off automatically.

Start Heating

Hold the button for 2 seconds to start heating. The device will then heat up for 6 seconds before it is ready for use.

Standard Session

A standard session lasts for 2 minutes. To start another session with your unfinished concentrate, detach and reconnect the Capsule into the device.

Max. Draw Duration

As a safety precaution, you can only draw from the device for a maximum of 10 seconds. To take another hit, simply hold the button again.

Disconnection During Use

If the Capsule is disconnected temporarily but reconnected to the device within 10 seconds, your session will be resumed.

When the disconnection is over 10 seconds, the device will turn to standby mode.

Overheat Protection

Overheat protection will be activated when the surface temperature of the device exceeds 118°F (48°C). New sessions will be enabled after a 6-minute break, or when the device cools back down under the threshold.

AUXO APP

Download

For iOS

1. Scan the QR code or search for "All-On Browser" in the App Store.
2. Download and install the app onto your phone.
3. Go to www.auxo-app.com.
4. Allow the app to access the phone's Bluetooth and wireless data.
5. Connect your device to the app.

For Android

1. Scan the QR code or search for "AUXO Connect" on the Google Play Store.
2. Download and install the app onto your phone.
3. Connect your device to the app.



All-On Browser



AUXO Connect

For more App information, please visit www.auxo-official.com.

BATTERY & CHARGING

Battery Level



Full



Ample



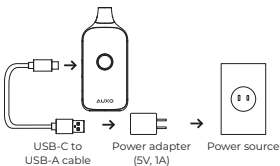
Low



Minimal

Charging Your Device

A full charge takes about 90 minutes.



LED INDICATIONS

Bluetooth/App



Blue



White

Device Selected
on App



Blue

Bluetooth
Connected/Disconnected

Standby



White

Preheating



Yellow

Inhaling



Yellow

Capsule Connection Errors



Red

Capsule Not Found, OR
Capsule Needs Reconnecting
between Sessions

Overheat



Red

Overheat
Protection
Activated

Dry Heat*



Yellow

No Concentrate Remained

*To ensure the accuracy of the dry heat
detection, please use a new Capsule for a
full standard session without
disconnection.

Low Power



White

SAFETY & HANDLING

Safety Information

- Do not attempt to disassemble or repair the device as damage or personal injury may occur.
- Keep body parts, clothing, etc. away from the heat source to prevent scalding or damage to personal property.
- To prevent scalding, do not touch the glass on the mouthpiece before it has completely cooled down.
- Charge the device with power adapters that are compliant with applicable country regulations and international and regional safety standards.
- Keep hands dry when touching the charging device to prevent electric shock.
- The device is not water-resistant and not recommended for outdoor use while it is raining, or in other circumstances where it may be exposed to water.
- Do not use while pregnant or breastfeeding.
- If any abnormality is observed, stop using immediately and contact a professional after-sales service technician.
- Keep the device out of reach of children.

Storage

- Do not expose the device to direct sunlight, dust, moisture or mechanical shock.
- Do not place heavy loads on the device or drop it – the device may no longer work properly if such events occur.
- It is recommended to store and operate the device under the following environments:



Charging temperature: 50-113°F (10 to 45°C)
Working temperature: 32-104°F (0-40°C)
Storage temperature: 73.4±9°F (23±5°C)



Operating humidity: 35%-75%RH
Storage humidity: 35%-70%RH

FCC Compliance Statement

FCC Warning:

The user is cautioned that changes or modifications not expressly approved by the party responsible for compliance could void the user's authority to operate the equipment.

This device contains licence-exempt transmitter(s)/receiver(s) that comply with Innovation, Science and Economic Development Canada's licence-exempt RSS(s) and Part 15 of the FCC Rules. Operation is subject to the following two conditions:

- (1) This device may not cause interference.
- (2) This device must accept any interference, including interference that may cause undesired operation of the device.

L'émetteur/récepteur exempt de licence contenu dans le présent appareil est conforme aux CNR d'Innovation, Sciences et Développement économique Canada applicables aux appareils radio exempts de licence. L'exploitation est autorisée aux deux conditions suivantes :

- (1) L'appareil ne doit pas produire de brouillage;
- (2) L'appareil doit accepter tout brouillage radioélectrique subi, même si le brouillage est susceptible d'en compromettre le fonctionnement.

NOTE: This equipment has been tested and found to comply with the limits for a Class B digital device, pursuant to Part 15 of the FCC Rules. These limits are designed to provide reasonable protection against harmful interference in a residential installation. This equipment generates, uses and can radiate radio frequency energy and, if not installed and used in accordance with the instructions, may cause harmful interference to radio communications. However, there is no guarantee that interference will not occur in a particular installation.

If this equipment does cause harmful interference to radio or television reception, which can be determined by turning the equipment off and on, the user is encouraged to try to correct the interference by one or more of the following measures:

- Reorient or relocate the receiving antenna.
- Increase the separation between the equipment and receiver.
- Connect the equipment into an outlet on a circuit different from that to which the receiver is connected.
- Consult the dealer or an experienced radio/TV technician for help.

FCC & IC Radiation Exposure Statement

This equipment complies with FCC and Canada radiation exposure limits set forth for an uncontrolled environment.

This transmitter must not be co-located or operating in conjunction with any other antenna or transmitter.

Déclaration d'IC sur l'exposition aux radiations:

Cet équipement est conforme aux limites d'exposition aux radiations définies par le Canada pour des environnements non contrôlés.

Cet émetteur ne doit pas être installé au même endroit ni utilisé avec une autre antenne ou un autre émetteur.

Environmentally Friendly Disposal

You can help protect the environment! Please remember to respect local regulations, and hand in any electrical equipment you wish to dispose of at an appropriate waste disposal center.

WARRANTY

Limited Warranty Coverage

AUXO provides a limited warranty on authentic products purchased from the official website and authorized offline stores against defects in materials and/or workmanship under normal use. In order to keep this limited warranty in effect, the product must have been handled and used as prescribed in the instructions accompanying this warranty. AUXO warrants only to the original purchaser of the product and the limited warranty is nontransferable. The limited warranty does not apply to products that were sold by any third-party resellers.

AUXO offers a 2-year limited warranty on the device. Other attachments and accessories not aforementioned are not covered under the limited warranty.

In no event shall any recovery against AUXO exceed the actual price paid for the purchase of the product.

Not Covered Under Warranty

This warranty does not apply to certain situations and conditions, including but not limited to:

1. Any product sold by unofficial website or unauthorized offline store(s).
2. Damage(s) caused by accident, abuse, misuse, negligence, flood, fire, earthquake or other external causes.
3. Damage(s) caused by the device being exposed to or coming in contact with moisture (e.g. liquids, water, rain, extreme humidity, unusually heavy perspiration or other moisture), or extreme thermal or environmental conditions (e.g., sand, food, dirt or similar substances).
4. Damage(s) caused by operating the device or charging adapter outside the permitted or intended use as prescribed in the user manual.
5. Damage(s) caused by modifications to alter functionality or capability.
6. Cosmetic damage occurring through wear and tear, including but not limited to scratches, dents and broken plastic on ports.

7. Any device where the serial number has been tampered with, erased or obscured, or is not genuine.
8. Normal performance degradation of batteries. Please contact AUXO Customer Support for more information on battery degradation.
9. Any other attachments and accessories which can be purchased separately.

Obtaining Warranty Service

Please retain your purchase receipt or other acceptable proof of purchase for your records. Contact the AUXO Customer Support Team. We encourage you to include as many details as you can in the request, such as pictures and videos to help the team diagnose the issue.

An RMA (Returned Material Authorization) number and shipping instructions will be sent to you if the issue cannot be resolved. Following the shipping instructions, you will need to send the product along with the RMA number.

Note:

1. You must return your approved-for-warranty device or accessory before AUXO sends you a replacement on your warranty claim.
2. Customers are responsible for all shipping costs associated with the warranty process.
3. AUXO is not responsible for lost or damaged returns sent by the customer.

Return & Refund Policy

Please carefully research the product you are interested in before purchasing.

Refunds are only available for new and unused devices purchased on AUXO official website and must be returned to AUXO within fourteen (14) days of receipt. If the tamper-proof seal is broken, a refund cannot be honored. AUXO will not refund devices purchased through other authorized retailers; in such case, any refunds must be obtained from the authorized retailer whom you purchased the device from and will be subject to the retailer's policy on refunds.

Note: The customer is responsible for the return shipping fee.

Additional Warranty Terms and Conditions

THERE ARE NO WARRANTIES WHICH EXTEND BEYOND THE DESCRIPTION ON THIS CARD. AUXO DISCLAIMS AND EXCLUDES ANY IMPLIED WARRANTIES, INCLUDING BUT NOT LIMITED TO MERCHANTABILITY, AFTER THE EXPIRATION OF 10 YEARS AFTER PURCHASE BY THE END USER. Some states do not allow limitations on how long an implied warranty lasts, so the above limitation may not apply to you.

In no event will AUXO be liable for any special or consequential damages arising from the use of this product, nor for injury to any person, or any claim for damages arising from the use of this product. Some states do not allow the exclusion or limitation of incidental or consequential damages, so the above limitation may not apply to you.

WARRANTY CARD

Product:_____

Serial Number:_____

Date of Purchase (Per purchase receipt):

Date (YYYY/MM/DD):_____

Store Information:

Store Name:_____

Store Address:_____

City:_____State:_____ZIP Code:_____

Customer Information:

Name:_____

Phone # or email:_____

Address:_____

City:_____State:_____ZIP Code:_____

AUXO reserves the right to the final decision in all warranty cases.

AUXO may interpret and revise the content of this warranty card.

Please present your warranty card together with your proof of purchase in order to obtain your warranty service.

WWW.AUXO-OFFICIAL.COM

FOLLOW US @AUXOVAPOR



Roamer
User Manual

AUXO

AUXO

Read this manual before using the product. Failure to follow instructions and safety precautions in this manual can result in serious injury or death.

This vaporizer is only intended for use with products made from federally legal hemp as defined in relevant provisions of the 2018 Farm Bill and codified at 7 U.S.C. § 1639a(f) and 2 U.S.C. § 802(16)(B)(i) and is not intended for use with any illegal controlled substance.

This product is not designed or intended to vaporize any nicotine or liquid product.

Not for sale to minors.


WARNING:
Reproductive Harm - www.P69warnings.ca.gov

For easy future reference, download this user manual and warranty card at
www.auxo-official.com/pages/download

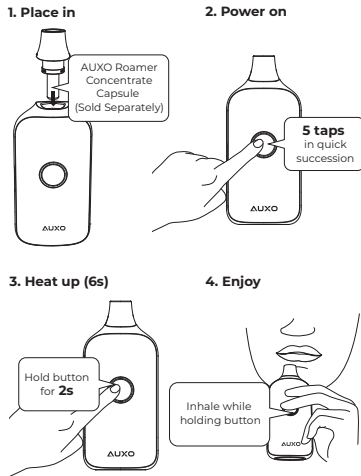
CONTENTS

WHAT'S IN THE BOX	02
QUICK START	02
SETUP & USE	03
AUXO APP	03
BATTERY & CHARGING	04
LED INDICATIONS	04
SAFETY & HANDLING	05
WARRANTY	07

WHAT'S IN THE BOX



QUICK START



*The LED indicator light will turn to a steady yellow when preheating finishes. A standard session lasts for 2 minutes.

To avoid leaks and scalds, do NOT tilt the device at a large angle.

Do NOT touch the glass on the mouthpiece before it cools down to room temperature.

SETUP & USE

Power On/Off
Tap the button 5 times to turn on or off your device.
When no activity is detected for 10 minutes or the battery level is lower than 5%, the device will turn off automatically.

Start Heating

Hold the button for 2 seconds to start heating. The device will then heat up for 6 seconds before it is ready for use.

Standard Session

A standard session lasts for 2 minutes. To start another session with your unfinished concentrate, detach and reconnect the Capsule into the device.

Max. Draw Duration

As a safety precaution, you can only draw from the device for a maximum of 10 seconds. To take another hit, simply hold the button again.

Disconnection During Use

If the Capsule is disconnected temporarily but reconnected to the device within 10 seconds, your session will be resumed.
When the disconnection is over 10 seconds, the device will turn to standby mode.

Overheat Protection

Overheat protection will be activated when the surface temperature of the device exceeds 189°F (88°C). New sessions will be enabled after a 6-minute break, or when the device cools back down to the threshold.

AUXO APP

Download

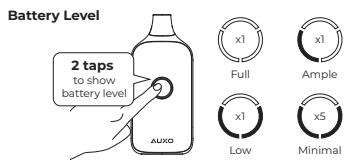
- For iOS**
1. Scan the QR code or search for "All-On Browser" in the App Store.
 2. Download and install the app onto your phone.
 3. Go to www.auxo-app.com.
 4. Allow the app to access the phone's Bluetooth and wireless data.
 5. Connect your device to the app.

For Android

1. Scan the QR code or search for "AUXO Connect" on the Google Play Store.
2. Download and install the app onto your phone.
3. Connect your device to the app.

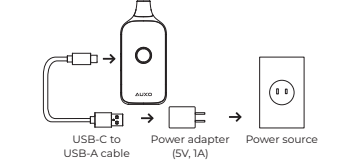


BATTERY & CHARGING

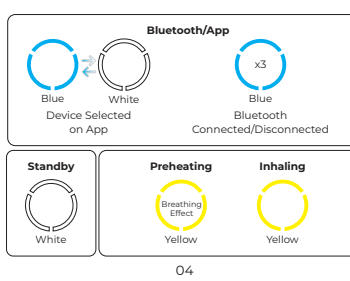


Charging Your Device

A full charge takes about 90 minutes.



LED INDICATIONS



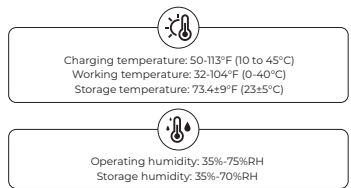
SAFETY & HANDLING

Safety Information

- Do not attempt to disassemble or repair the device as damage or personal injury may occur.
- Keep body parts, clothing, etc. away from the heat source to prevent scalding or damage to personal property.
- To prevent scalding, do not touch the glass on the mouthpiece before it has completely cooled down.
- Charge the device with power adapters that are compliant with applicable country regulations and international and regional safety standards.
- Keep hands dry when touching the charging device to prevent electric shock.
- The device is not water-resistant and not recommended for outdoor use while it is raining, or in other circumstances where it may be exposed to water.
- Do not use while pregnant or breastfeeding.
- If any abnormality is observed, stop using immediately and contact a professional after-sales service technician.
- Keep the device out of reach of children.

Storage

- Do not expose the device to direct sunlight, dust, moisture or mechanical shock.
- Do not place heavy loads on the device or drop it - the device may no longer work properly if such events occur.
- It is recommended to store and operate the device under the following environments:



FCC Compliance Statement

FCC Warning:
The user is cautioned that changes or modifications not expressly approved by the party responsible for compliance could void the user's authority to operate the equipment.

This device contains licence-exempt transmitter(s)/receiver(s) that comply with Innovation, Science and Economic Development Canada's licence-exempt RSS(s) and Part 15 of the FCC Rules. Operation is subject to the following two conditions:

- (1) This device may not cause interference.
- (2) This device must accept any interference, including interference that may cause undesired operation of the device.

L'émetteur/récepteur exempt de licence contenu dans le présent appareil est conforme aux CNR d'Innovation, Sciences et Développement économique Canada applicables aux appareils radio exempts de licence. L'exploitation est autorisée aux deux conditions suivantes:

- (1) L'appareil ne doit pas produire de brouillage;
- (2) L'appareil doit accepter tout brouillage radioélectrique subi, même si le brouillage est susceptible d'en compromettre le fonctionnement.

NOTE: This equipment has been tested and found to comply with the limits for a Class B digital device, pursuant to Part 15 of the FCC Rules. These limits are designed to provide reasonable protection against harmful interference in a residential installation. This equipment generates, uses and can radiate radio frequency energy and, if not installed and used in accordance with the instructions, may cause harmful interference to radio communications. However, there is no guarantee that interference will not occur in a particular installation.

- If this equipment does cause harmful interference to radio or television reception, which can be determined by turning the equipment off and on, the user is encouraged to try to correct the interference by one or more of the following measures:
- Relocate or reorient the receiving antenna.
 - Increase the separation between the equipment and receiver.
 - Connect the equipment into an outlet on a circuit different from that to which the receiver is connected.
 - Consult the dealer or an experienced radio/television technician for help.

FCC & IC Radiation Exposure Statement

This equipment complies with FCC and Canada radiation exposure limits set forth for an uncontrolled environment.

This transmitter must not be co-located or operating in conjunction with any other antenna or transmitter.

Déclaration d'IC sur l'exposition aux radiations:
Cet équipement est conforme aux limites d'exposition aux radiations électromagnétiques pour des environnements non contrôlés. Cet émetteur ne doit pas être installé au même endroit ni utilisé avec une autre antenne ou un autre émetteur.

Environmentally Friendly Disposal

You can help protect the environment! Please remember to respect local regulations, and hand in any electrical equipment you wish to dispose of at an appropriate waste disposal center.

WARRANTY

Limited Warranty Coverage

AUXO provides a limited warranty on authentic products purchased from the official website and authorized offline stores against defects in materials and/or workmanship under normal use. In order to keep this limited warranty in effect, the product must have been handled and used as prescribed in the instructions accompanying this warranty. AUXO warrants only to the original purchaser of the product and the limited warranty is nontransferable. The limited warranty does not apply to products that were sold by any third-party reseller.

AUXO offers a 2-year limited warranty on the device. Other attachments and accessories not aforementioned are not covered under the limited warranty.

In no event shall any recovery against AUXO exceed the actual price paid for the purchase of the product.

Not Covered Under Warranty

This warranty does not apply to certain situations and conditions, including but not limited to:

1. Any product sold by unofficial website or unauthorized offline stores).
2. Damaged caused by accident, abuse, misuse, negligence, flood, fire, earthquake or other external causes.
3. Damaged caused by the device being exposed to or coming in contact with moisture (e.g. liquids, water, rain, extreme humidity, unusually heavy perspiration or other moisture), or extreme thermal or environmental conditions (e.g. sand, food, dirt or similar substances).
4. Damaged caused by operating the device or charging adapter outside the permitted or intended use as prescribed in the user manual.
5. Damaged caused by modifications to alter functionality or capability.
6. Cosmetic damage occurring through wear and tear, including but not limited to scratches, dents and broken plastic on ports.

7. Any device where the serial number has been tampered with, erased or obscured, or is not genuine.
8. Normal performance degradation of batteries. Please contact AUXO Customer Support for more information on battery degradation.
9. Any other attachments and accessories which can be purchased separately.

Obtaining Warranty Service

Please retain your purchase receipt or other acceptable proof of purchase for your records. Contact the AUXO Customer Support Team. We encourage you to include as many details as you can in the request, such as pictures and videos to help the team diagnose the issue.

An RMA (Returned Material Authorization) number and shipping instructions will be sent to you if the issue cannot be resolved. Following the shipping instructions, you will need to send the product along with the RMA number.

Note:

1. You must return your approved-for-warranty device or accessory before AUXO sends you a replacement on your warranty claim.
2. Customers are responsible for all shipping costs associated with the warranty process.
3. AUXO is not responsible for lost or damaged returns sent by the customer.

Return & Refund Policy

Please carefully research the product you are interested in before purchasing.

Refunds are only available for new and unused devices purchased on AUXO official website and must be returned to AUXO within fourteen (14) days of receipt. If the tamper-proof seal is broken, a refund cannot be honored. AUXO will not refund devices purchased through other authorized retailers; in such case, any refunds must be obtained from the authorized retailer where you purchased the device from and will be subject to the retailer's policy on refunds.

Note: The customer is responsible for the return shipping fee.

Additional Warranty Terms and Conditions

THERE ARE NO WARRANTIES WHICH EXTEND BEYOND THE DESCRIPTION ON THIS CARD. AUXO DISCLAIMS AND EXCLUDES ANY IMPLIED WARRANTIES, INCLUDING BUT NOT LIMITED TO MERCHANTABILITY, AFTER THE EXPIRATION OF 10 YEARS AFTER PURCHASE BY THE END USER. Some states do not allow limitations on how long an implied warranty lasts, so the above limitation may not apply to you.

In no event will AUXO be liable for any special or consequential damages arising from the use of this product, nor for injury to any person, or any claim for damages arising from the use of this product. Some states do not allow the exclusion or limitation of incidental or consequential damages, so the above limitation may not apply to you.

WARRANTY CARD

Product: _____

Serial Number: _____

Date of Purchase (Per purchase receipt): _____

Date (YYYY/MM/DD): _____

Store Information:

Store Name: _____

Store Address: _____

City: _____ State: _____ ZIP Code: _____

Customer Information:

Name: _____

Phone # or email: _____

Address: _____

City: _____ State: _____ ZIP Code: _____

AUXO reserves the right to the final decision in all warranty cases.

AUXO may interpret and revise the content of this warranty card.

Please present your warranty card together with your proof of purchase in order to obtain your warranty service.

WWW.AUXO-OFFICIAL.COM
FOLLOW US @AUXOVAPOR

Facebook, Instagram, Twitter, YouTube icons

© 2023 AUXO. ALL RIGHTS RESERVED. SUBJECT TO ALTERATION

要求:

- 1.展开尺寸: 54*125mm, 成品尺寸: 108*125mm 公差: +/-0.5mm
- 2.材质: 105g哑粉 不作表面处理
- 3.表面处理: 四色印刷 12pp 骑马钉 2钉 对折
- 4.外观无破损、裂痕, 表面干净, 无松弛和异物附着, 无胶层及其他异常情况;
- 5.印刷清晰, 表面及图案上, 不能有明显的异色点;
- 6.表面不能有不可擦拭的污物或其它污染物

					材料 Material			深圳麦克韦尔科技有限公司 Shenzhen Smoore Technology Limited
					105g哑粉			
					版本号 Rev	单位 Unit	比例 Scale	
更改说明及标注 Change Description and notes		ECN号 ECN No.	签名 Signed	日期 Date	A/0	MM	1:1	图号 Drawing No. DB04-05-
设计 Designed By	凌剑波	日期 Date	2023.09.21	第 1 页 共 1 页 Sheet 1 of 1				名称 Name:
审核 Reviewed By	权毅伟	日期 Date	2023.09.21	图形识别符号 Graphic identification symbols				AUX0_DB04_Vibe_器具说明书
批准 Approved By	杜雪峰	日期 Date	2023.09.21					