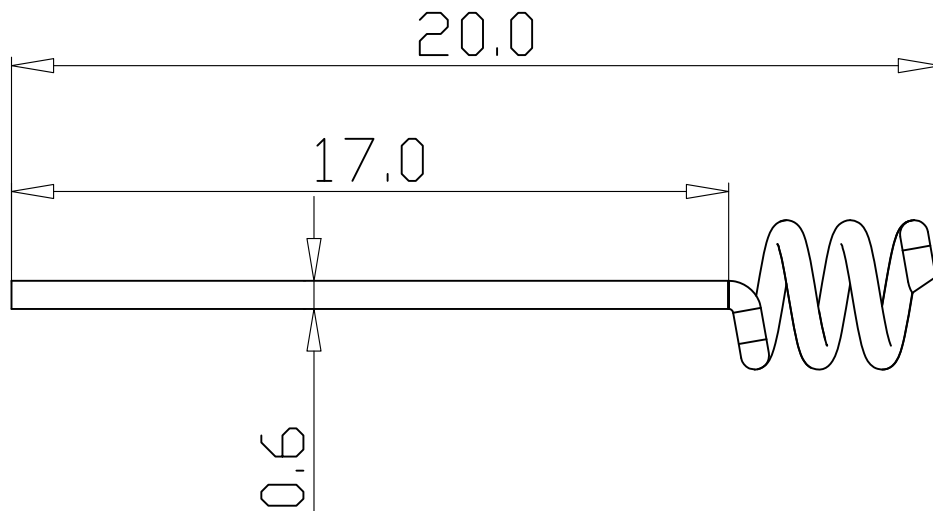


RoHS
Compatible

序号	日期	原因	确认人
B			
C			
D			



弹簧技术要求 公差:

弹簧材料	铜丝 (磷铜)	直径	0.6mm
旋转方向	右旋	旋转有效圈数	3T
出脚方式	中间出脚	引脚长度	17.0+/-1mm
弹簧上部尺寸			
弹簧下部尺寸			
弹簧高度			

东莞市亨松电子科技有限公司

PART NAME: 2.4G 弹簧天线			
PART NO.: HX-B98 .W01		DATE: 2016-08-22	
APPROVED BY	CHECKED BY	DESIGNED BY	 Tolerance X.X ±0.50 X.XX ±0.15 X° ±3°
 赵守刚 2016.08.29	 李红 2016.08.29	张雅军	
		UNITS: mm	SCALE: 1/1
		REVISION: A	

Index:

- 1. Reliability Testing**
- 2. Specification**
- 3. S Parameter Test Data**
- 4. Antenna Radiation Pattern**



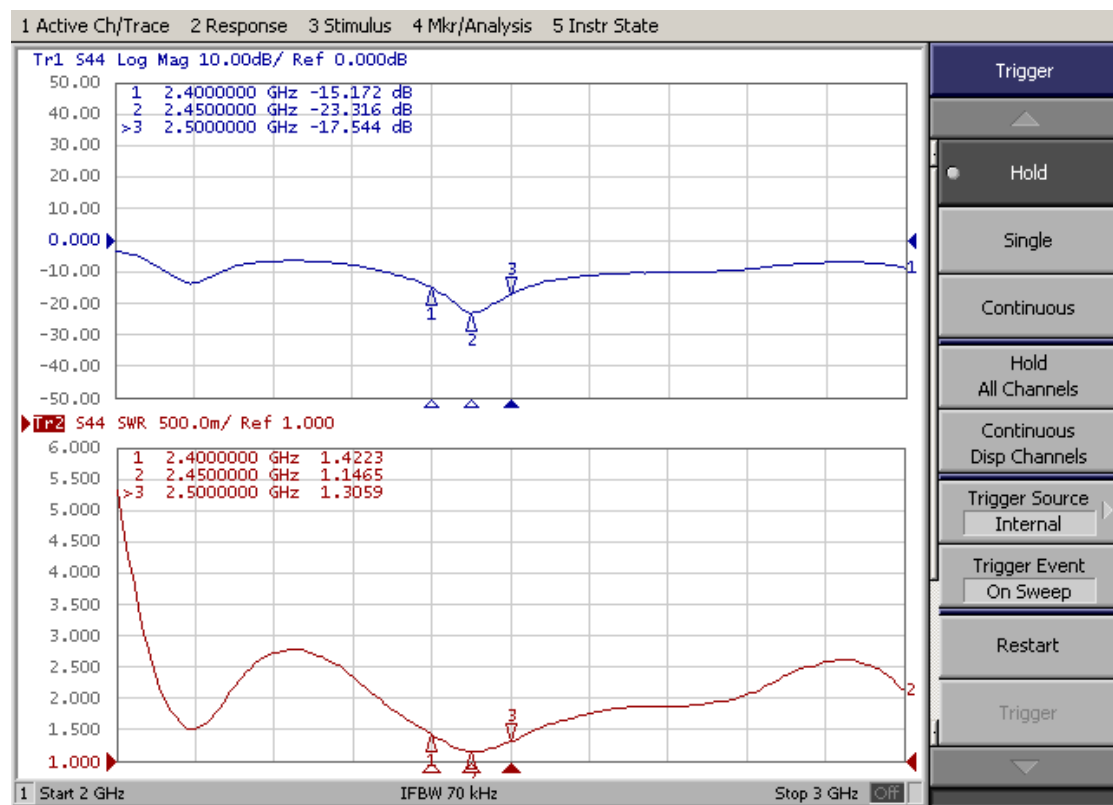
1. Reliability Testing

Test Item	Procedure	Requirement
1. Visual inspection and Dimension Check	Applicable methods using x5 magnification	follow specification
2. Rapid Changing of Temperature	-40°C (30minutes) to 80°C (30minutes); 24 cycles	After 2 hours recovery: 1. no visible damage 2. bandwidth tolerance < ±5%
3. Damp Heat	24 hours at 60°C; 90 ~ 95% RH	After 2 hours recovery: 1. no visible damage 2. bandwidth tolerance < ±5%
4. Endurance	24 hours at 80°C	After 2 hours recovery: 1. no visible damage 2. bandwidth tolerance < ±5%
5. Connector Pull Strength Test	>= 1.0 Kg	Hold 2~3S: 1. no visible damage 2. bandwidth tolerance < ±5%

2. Specification

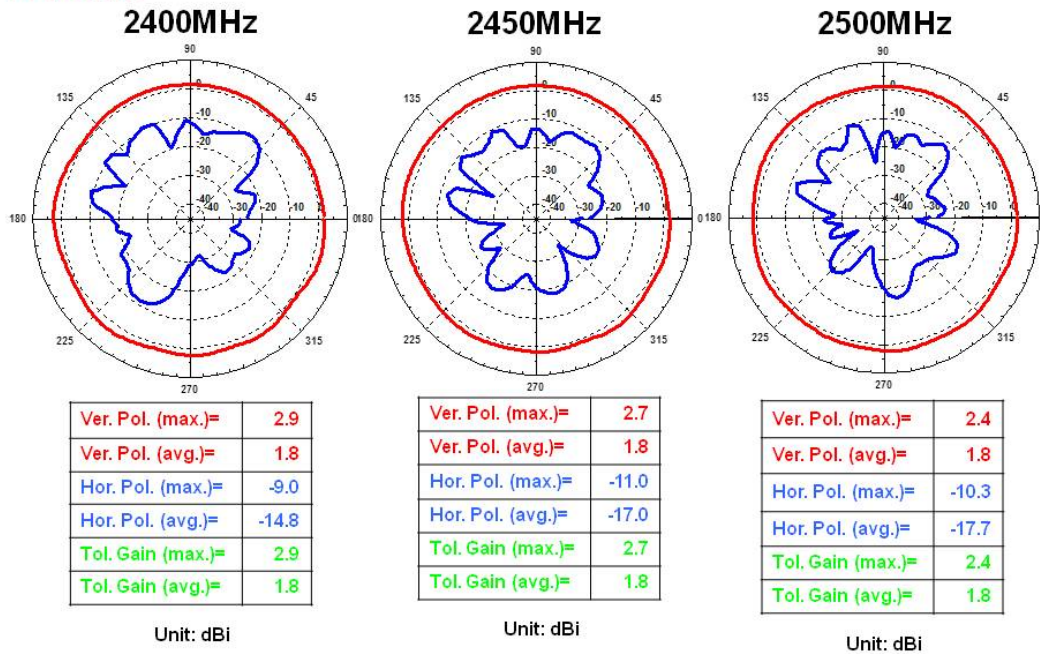
A. Electrical Characteristics	
S.W.R.(Tested in PC)	≤ 2.0 @ 2400~2500 MHz
Typical Antenna Gain	3.5dBi
Impedance	50 Ohm
B. Material	
Material of Radiator	CU
Connector Type	NA
C. Environmental	
Operation Temperature	- 30 °C ~ + 85 °C
Storage Temperature	- 30 °C ~ + 85 °C

3. S.W.R. Testing Result



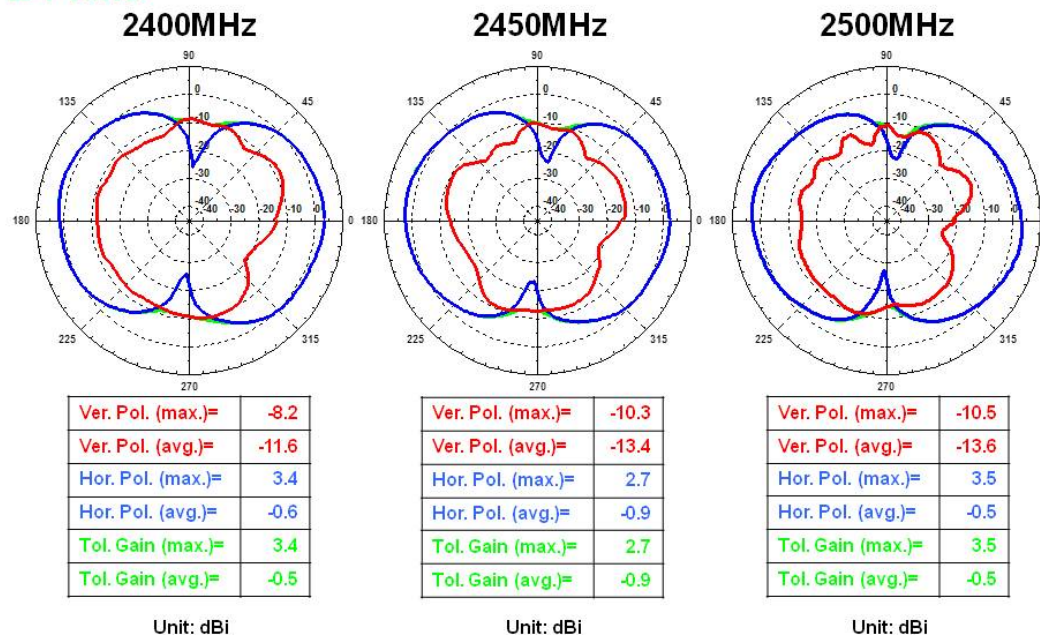
Electrical Performance-Radiation Pattern and Gain

H-Plane



Electrical Performance-Radiation Pattern and Gain

E-Plane



4. Antenna Radiation Pattern

Testing Equipment Specification:

Antenna Anechoic Chamber Dimension: 8 x 4 x 4 m

Quiet Zone: 600mm @1 GHz

Isolation: >100dB @ 1 MHz ~ 10 GHz

Testing Equipment: Agilent 5071B

Received Antenna: 0.7 ~ 6.0 GHz for Gain Calibration

Double Ridged Horn Antenna

