







EXHIBIT 2 - EUT EXTERNAL PHOTOGRAPHS

<p>EUT View 1</p>	
<p>EUT View 2</p>	

<p>EUT View 3</p>	 A black rectangular device with rounded corners is shown from a top-down perspective. It features a central circular lens, a small square sensor to its right, and three small circular indicators at the bottom. The device is placed on a light blue textured surface. A metal ruler is positioned vertically to the left and horizontally below the device for scale. The vertical ruler shows markings from 1 to 10 cm, and the horizontal ruler shows markings from 1 to 11 mm.
<p>EUT View 4</p>	 A side view of the black rectangular device is shown, highlighting its rounded edges and a small protrusion on the right side. The device is placed on a light blue textured surface. A metal ruler is positioned horizontally below the device for scale, showing markings from 22 to 29 mm.

<p>EUT View 5</p>	 A photograph of a small, black, rounded rectangular electronic device. The device has a smooth, slightly reflective surface. On the bottom edge, there is a small, circular, textured feature, possibly a button or a sensor. The device is placed on a light blue background with a fine grid pattern. Below the device is a white ruler with black markings, showing centimeters from 22 to 31. The device is positioned between the 25 cm and 27 cm marks.
<p>EUT View 6</p>	 A photograph of the same black, rounded rectangular electronic device from a different perspective. In this view, the small circular feature is on the left edge. The device is placed on the same light blue grid background. Below it is the same white ruler with black markings, showing centimeters from 22 to 31. The device is positioned between the 25 cm and 27 cm marks.

EUT View 7

