

Antenna  
Test Report

CBU Antenna test report

Version 1.0.0

Date: 2020-11-24

NO: 000000001



|               |                   |
|---------------|-------------------|
| Product Name: | CBU               |
| Antenna Type: | PCB antenna       |
| Writer:       | Yinhua Zhang      |
| Maximum       | Gain: 2.21dBi     |
|               | Efficiency:32.96% |

## Content

|  |    |
|--|----|
| 1. General Description .....                 | 3  |
| 2. Technical Information .....               | 3  |
| 3. Test Standards .....                      | 3  |
| 4. Test Item.....                            | 4  |
| 5. Test Photo.....                           | 4  |
| Appendix A S11/VSWR .....                    | 5  |
| Appendix B Gain and Efficiency .....         | 6  |
| Appendix C Radiation Pattern(1D and 3D)..... | 7  |
| Appendix D Test Setup Photo.....             | 9  |
| Appendix E EUT Photo .....                   | 11 |

## 1. General Description

|               |             |
|---------------|-------------|
| EUT Name      | CBU Antenna |
| Wireless type | WIFI        |
| Antenna Type  | PCB antenna |
| Dimensions    | Appendix A  |

## 2. Technical Information

|                 |                       |
|-----------------|-----------------------|
| Frequency Range | 2402MHz~2480MHz       |
| Test Frequency  | 2400,2410.....2500MHz |

## 3. Test Standards

| Identity      | Document Title                             |
|---------------|--|
| IEEE 149-1979 | IEEE Standard Test Procedures for Antennas |

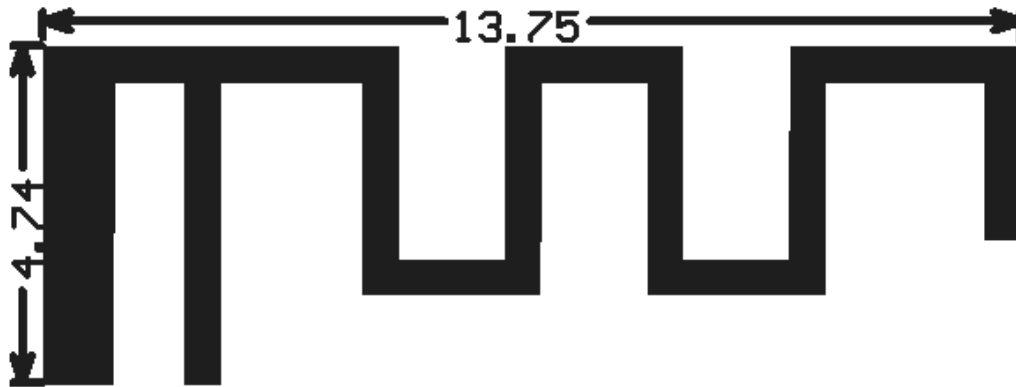
## 4. Test Item

| Report Section | Description                   |
|----------------|-------------------------------|
| Appendix B     | S11/VSWR                      |
| Appendix C     | Gain and Efficiency           |
| Appendix D     | Radiation Pattern (1D and 3D) |

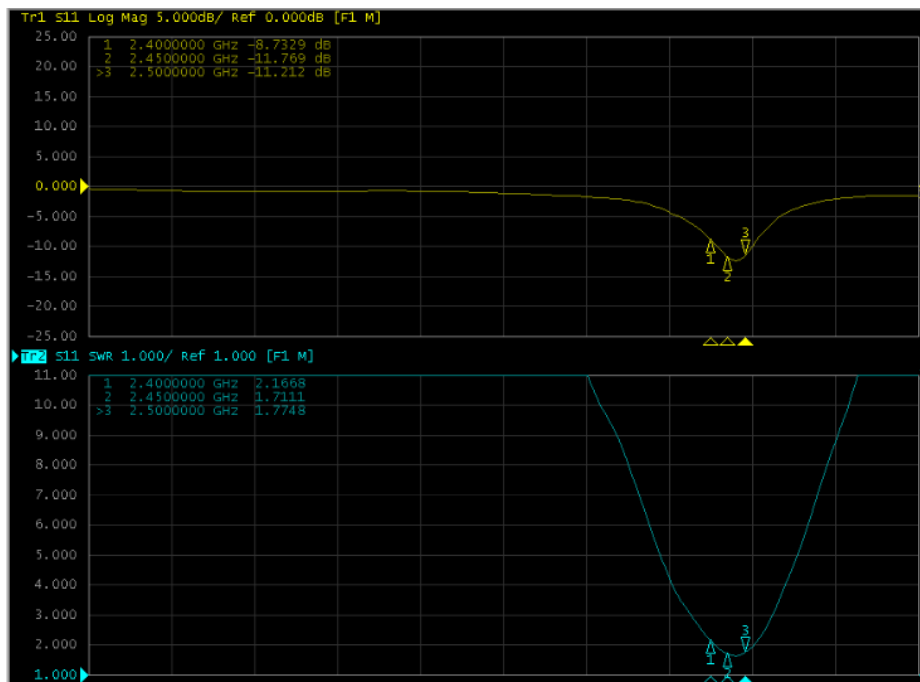
## 5. Test Photo

| Report Section | Description      |
|----------------|------------------|
| Appendix E     | Test Setup Photo |

## Appendix A Antenna Dimension



## Appendix B S11/VSWR



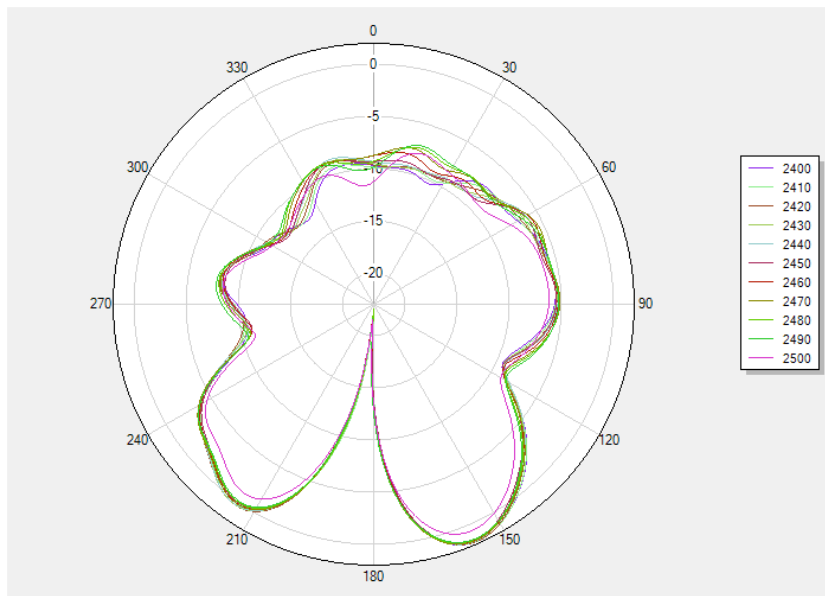
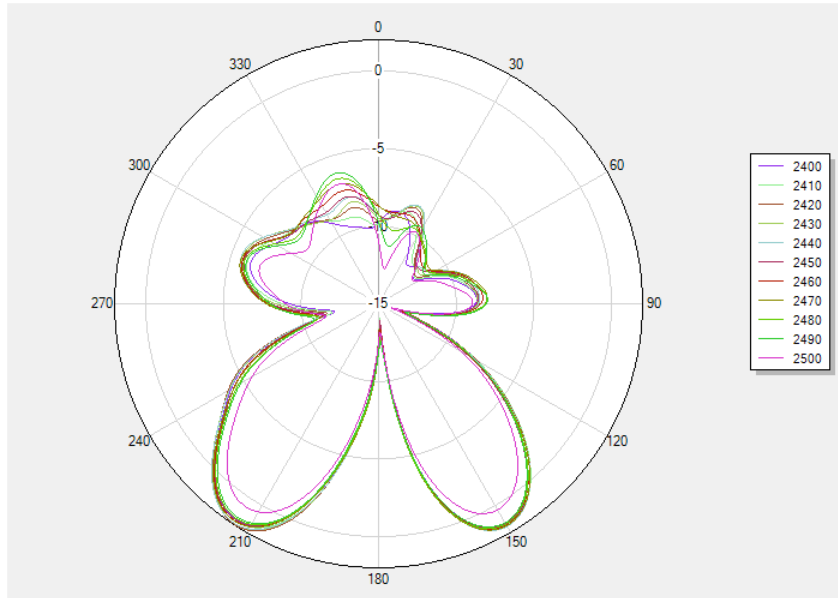
| Frequency (MHz) | 2400  | 2450   | 2500   |
|-----------------|-------|--------|--------|
| Return Loss     | -8.73 | -11.76 | -11.21 |

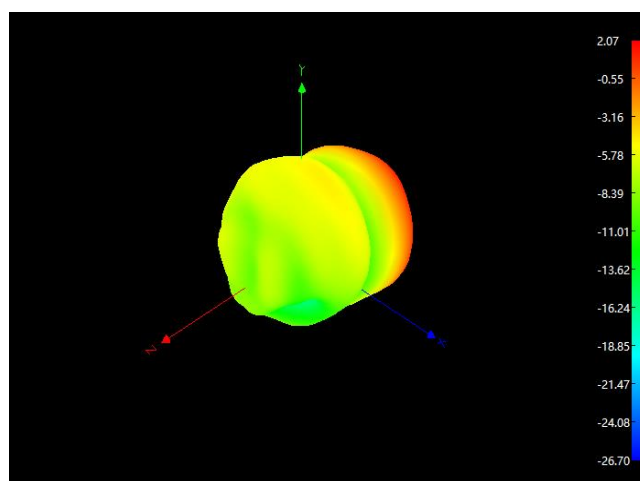
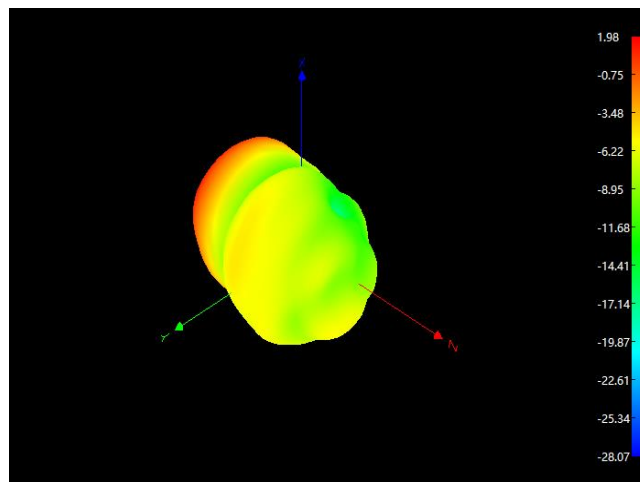
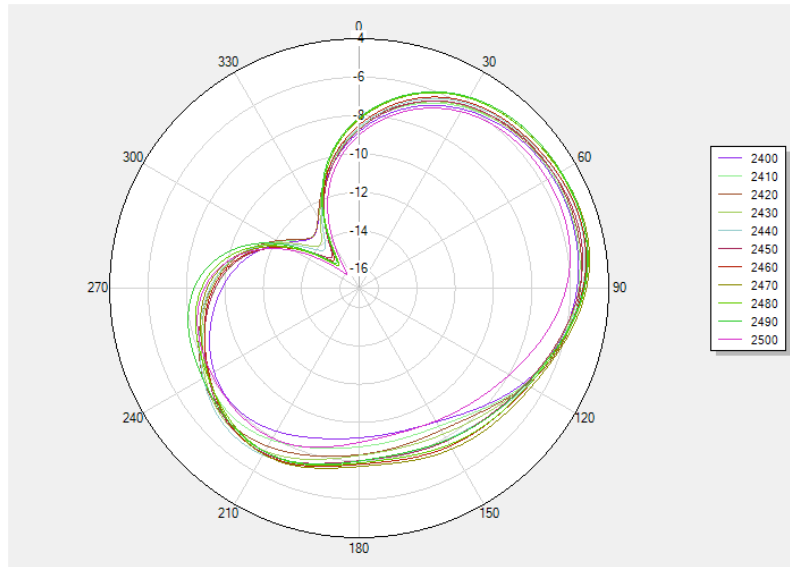
|      |      |      |      |
|------|------|------|------|
| VSWR | 2.16 | 1.71 | 1.77 |
|------|------|------|------|

## Appendix C Gain and Efficiency

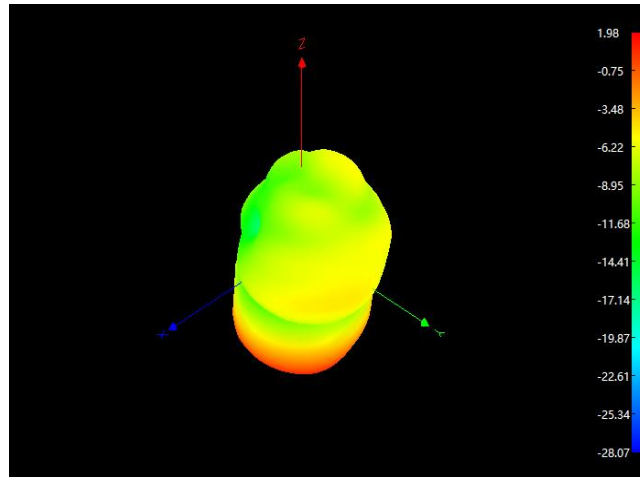
| Frequency (MHz) | Efficiency(%) | Gain (dBi) |
|-----------------|---------------|------------|
| 2400            | 32.36%        | 2.11       |
| 2410            | 32.3%         | 2.18       |
| 2420            | 32.1%         | 2.21       |
| 2430            | 32.4%         | 2.06       |
| 2440            | 32.9%         | 2.07       |
| 2450            | 30.9%         | 1.91       |
| 2460            | 30.8%         | 2.04       |
| 2470            | 30.7%         | 2.09       |
| 2480            | 31.6%         | 1.98       |
| 2490            | 30.6%         | 1.91       |
| 2500            | 30.5%         | 1.03       |

# Appendix D Radiation Pattern(1D and 3D)









## Appendix E Test Setup Photo

