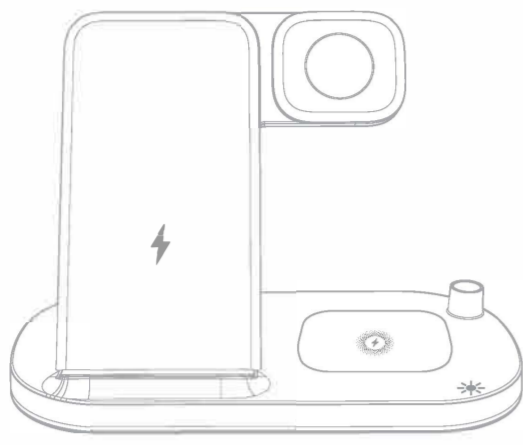


100*80mm
单铜 单黑印刷

英文



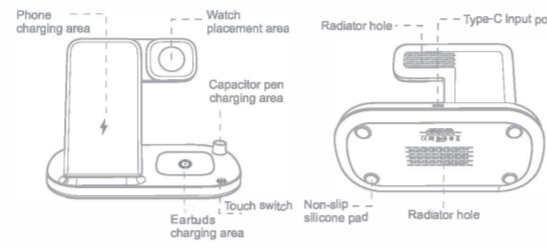
4 IN 1 WIRELESS CHARGER

Use Instructions

Support models

1. Phone: iPhone 13,13 Pro,13 Pro Max,13,12,12 Pro,12 Pro Max,12,SE,11, 11 Pro,Pro Max,XS,Xs Max,XR,XR,8,8 Plus
Samsung Galaxy: S21 5G,21 + 5G,21 Ultra 5G,FE 5G,20 5G,20 + 5G, 20 Ultra 5G,10,10 + 10e,9,9 + 8,8 + 7,7 edge,6,6 edge,6 edge + 6 G9209, 6 Active,Galaxy Note10,10e,10 + 9,8,7,6,5
Other: All mobile phones that comply with the Qi standard support wireless chargers.
2. Watch: Apple watch S2,S3,S4,S5,S6,S7,SE
3. Earbuds: AirPods 2,AirPods 3,Airpods Pro
4. Pencil: Apple Pencil 1

Product Appearance



Bracket Introduction

60°gold bevel angle, the tilt angle is just right



Lighting Mode

LED Status	Standby Mode	Phone Charging	FOD
LED Light	Green Light on	Blue light breathing	Blue and Green Flashing

Directions for use

- 1.Please connect this wireless charger to a 5V/3A,9V/3A or 12V/2A adapter via a Type-C fast charging cable and connect to the power supply.
- 2.Place the phone in the charging area to charge.
- 3.Hang the original watch in the watch charging position to charge the watch.
- 4.Put the wireless bluetooth headset box on it to charge.
- 5.Insert the capacitive pen into the corresponding charging position to charge the capacitive pen.

Product Parameter

Product name	Four-in-one wireless charger
Input	5V=3A, 9V=3A, 12V=2A(Max)
Size	180.2 * 125.9 * 94.2mm
Conversion rate	≥70%(Mobile charging)
DC output	15W/10W/7.5W/5W
Watch output	2W(Max)
Earbuds output	3W(Max)
Capacitor pen output	2W(Max)

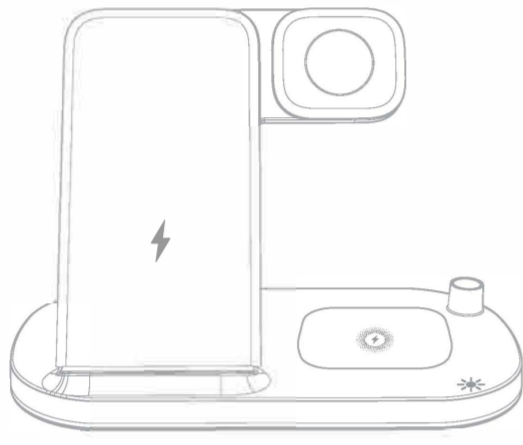
Note

To ensure charging 4 devices safely and efficiently, pls. use the QC3.0 adapter and Type-C charging cable included the product package.

Packing List

1. 4 in 1 Wireless charger X 1
2. Data line X 1
3. Instruction X 1
4. QC3.0 adapter X1

德语



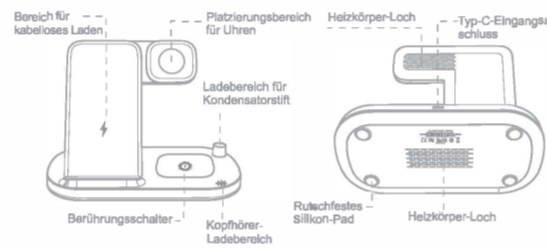
4 IN 1 KABELLOS LADEGERÄT

Gebrauchsanweisung

Unterstützte Modelle

1. Phone: iPhone 13,13 Pro,13 Pro Max,13,12,12 Pro,12 Pro Max,12,SE,11, 11 Pro,Pro Max,XS,Xs Max,XR,XR,8,8 Plus
Samsung Galaxy: S21 5G,21 + 5G,21 Ultra 5G,FE 5G,20 5G,20 + 5G, 20 Ultra 5G,10,10 + 10e,9,9 + 8,8 + 7,7 edge,6,6 edge,6 edge + 6 G9209, 6 Active,Galaxy Note10,10e,10 + 9,8,7,6,5
Other: All mobile phones that comply with the Qi standard support wireless chargers.
2. Watch: Apple watch S2,S3,S4,S5,S6,S7,SE
3. Earbuds: AirPods 2,AirPods 3,Airpods Pro
4. Pencil: Apple Pencil 1

Aussehen des Produkts



Einführung der Halterung

60°Gold-Schräglage, der Neigungswinkel ist genau richtig



Beleuchtungsmodus

LED-Anzeige	Standby-Modus	Handy-Ladevorgang	FOD
LED-Farbe	Grün Licht - konstant	Blaues Licht - pulsierend	Blaues und Grün Licht - blinkend

Hinweise zur Anwendung

- 1.Bitte verbinden Sie dieses kabellose Ladegerät über ein Typ-C-Schnellladekabel mit einem 5V/3A-, 9V/3A oder 12V/2A-Adapter und schließen Sie es an das Stromnetz an.
- 2.Berühren Sie den Schalter, um den Netzschalter einzuschalten, und die blauen und grünen Lichter blinken abwechselnd.
- 3.Legen Sie das Telefon in den Ladebereich, um es zu laden.
- 4.Hängen Sie die Originaluhr in die Uhrenladeposition, um die Uhr zu laden.
- 5.Legen Sie die Originalbox der drahtlosen Bluetooth-Headset-Box zum Laden auf.
- 6.Setzen Sie den kapazitiven Stift in die entsprechende Ladeposition ein, um den kapazitiven Stift zu laden.

Produktspezifikationen

Product name	Kabelloses Vier-in-Eins-Ladegerät
Eingabe	5V=3A, 9V=3A, 12V=2A(Max)
Größe	180.2 * 125.9 * 94.2mm
Konversionsrate	≥70%(Mobiles Laden)
Ausgangsleistung zum Telefon	15W/10W/7.5W/5W
Ausgangsleistung zur Uhr	2W(Max)
Ausgangsleistung zu Ohrhörern	3W(Max)
Kondensator Stiftausgang	2W(Max)

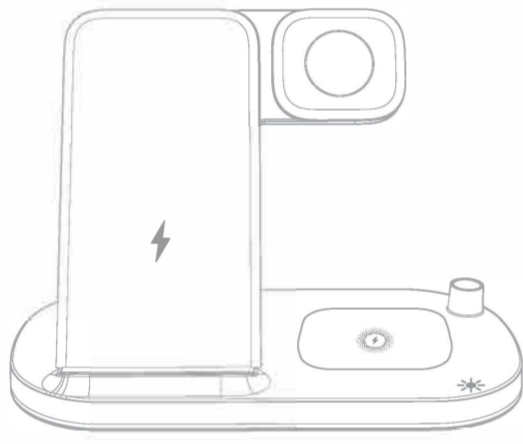
Hinweis

Um 4 Geräte sicher und effizient aufzuladen, verwenden Sie bitte den QC3.0-Adapter und das Typ-C-Ladekabel, die in der Produktverpackung enthalten sind.

Packliste

1. 4 in 1 Drahtloses Ladegerät X 1
2. Datenleitung X 1
3. Anleitung X 1
4. QC3.0 Adapter X 1

意大利



WIRELESS 4 IN 1 CARICABATTERIE

Istruzioni d'utente

Modelli di supporto

1. Phone: iPhone 13,13 Pro,13 Pro Max,13,12,12 Pro,12 Pro Max,12,SE,11, 11 Pro,Pro Max,XS,Xs Max,XR,XR,8,8 Plus
Samsung Galaxy: S21 5G,21 + 5G,21 Ultra 5G,FE 5G,20 5G,20 + 5G, 20 Ultra 5G,10,10 + 10e,9,9 + 8,8 + 7,7 edge,6,6 edge,6 edge + 6 G9209, 6 Active,Galaxy Note10,10e,10 + 9,8,7,6,5
Other: All mobile phones that comply with the Qi standard support wireless chargers.
2. Watch: Apple watch S2,S3,S4,S5,S6,S7,SE
3. Earbuds: AirPods 2,AirPods 3,Airpods Pro
4. Pencil: Apple Pencil 1

Aspetto del prodotto



Introduzione della parentesi

Angolo di smusso d'oro di 60°, l'angolo di inclinazione è giusto



Modalità di illuminazione

Luce LED	Modalità standby	Zona di ricarica del telefono	FOD
Colore del LED	Lampada verde accesa con luce	Spia di colore blu	Blu e verde lampeggiante

Istruzioni per l'uso

- 1.Collega il caricabatterie wireless a un adattatore 5V/3A, 9V/3A o 12V/2A tramite un cavo di ricarica rapida di tipo-C e collegato all'alimentazione.
- 2.Tocca l'interruttore per accendere l'interruttore di alimentazione e le luci blu e verde lampeggiano alternativamente.
- 3.Posiziona il cellulare nell'area di ricarica per la ricarica.
- 4.Appendi il watch originale nella posizione di carica di carica di watch per la ricarica.
- 5.Metti la scatola dell'auricolare bluetooth wireless su di esso per la ricarica.
- 6.Inserisci la penna condensatore nella posizione di ricarica corrispondente per la ricarica.

Parametro del prodotto

Nome del prodotto	Four-in-one wireless charger
Potenza d'ingresso	5V=3A, 9V=3A, 12V=2A(Max)
Dimensioni del prodotto	180.2 * 125.9 * 94.2mm
Tasso di conversione	≥70%(Ricarica cellulare)
Potenza in uscita (Phone)	15W/10W/7.5W/5W
Potenza in uscita (Watch)	2W(Max)
Potenza in uscita (Auricolari)	3W(Max)
Capacitor pen output	2W(Max)

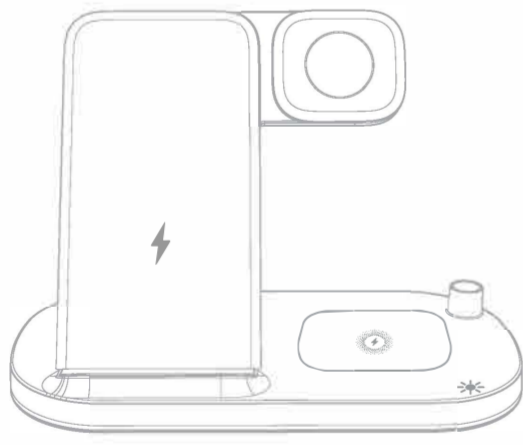
Nota

Per garantire la ricarica di 4 dispositivi in modo sicuro ed efficiente, utilizzare l'adattatore QC3.0 e il cavo di ricarica Type-C inclusi nella confezione del prodotto.

Elenco delle parti

1. Caricatore wireless 4 in 1 X 1
2. Linea dati X 1
3. Istruzione X 1
4. Adattatore QC3.0 X1

法语



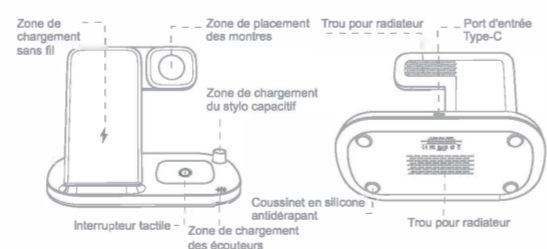
4 EN 1 SANS FIL CHARGEUR

Mode d'emploi

Équipement applicable

1. Phone: iPhone 13,13 Pro,13 Pro Max,13,12,12 Pro,12 Pro Max,12,SE,11, 11 Pro,Pro Max,XS,Xs Max,XR,XR,8,8 Plus
Samsung Galaxy: S21 5G,21 + 5G,21 Ultra 5G,FE 5G,20 5G,20 + 5G, 20 Ultra 5G,10,10 + 10e,9,9 + 8,8 + 7,7 edge,6,6 edge,6 edge + 6 G9209, 6 Active,Galaxy Note10,10e,10 + 9,8,7,6,5
Other: All mobile phones that comply with the Qi standard support wireless chargers.
2. Watch: Apple watch S2,S3,S4,S5,S6,S7,SE
3. Earbuds: AirPods 2,AirPods 3,Airpods Pro
4. Pencil: Apple Pencil 1

Aspect du produit



Introduction du support

Angle de biseau d'or de 60°, l'angle d'inclinaison est juste parfait



Mode d'éclairage

Lumière LED	Mode veille	Chargement du téléphone	FOD
Couleurs LED	Lumière verte allumée	Lumière bleue haléante	Cignotement bleu et vert

Mode d'emploi

- 1.Veuillez connecter ce chargeur sans fil à un adaptateur 5V/3A, 9V/3A ou 12V/2A via un câble de charge rapide Type-C et le connecter à la source d'alimentation.
- 2.Touchez l'interrupteur pour l'allumer, et les voyants bleu et vert clignotent alternativement.
- 3.Placez le téléphone dans la zone de chargement pour le charger.
- 4.Accrochez la montre d'origine dans la position de charge de la montre pour la charger.
- 5.Placez le boîtier des écouteurs Bluetooth sans fil sur le chargeur pour la charger.
- 6.Insérez le stylo capacitif dans la position de charge correspondante pour charger le stylo capacitif.

Paramètres du produit

Nom du produit	Chargeur sans fil quatre en un
Entrée	5V=3A, 9V=3A, 12V=2A(Max)
Taille du produit	180.2 * 125.9 * 94.2mm
Taux de conversion	≥70%(Chargement mobile)
Sortie (téléphone)	15W/10W/7.5W/5W
Sortie (Watch)	2W(Max)
Sortie (écouteurs)	3W(Max)
Sortie du stylo capacitif	2W(Max)

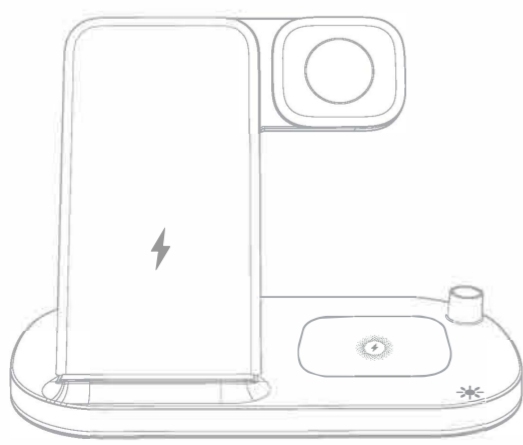
Note

Pour assurer la charge de 4 appareils de manière sûre et efficace, veuillez utiliser l'adaptateur QC3.0 et le câble de charge Type-C inclus dans l'emballage du produit.

Liste d'emballage

1. Chargeur sans fil 4 en 1 X 1
2. Ligne de données X 1
3. Instruction X 1
4. Adaptateur QC3.0 X1

西班牙



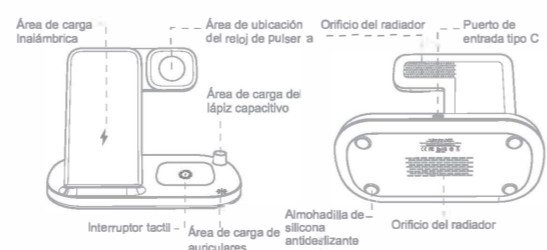
4 EN 1 INALÁMBRICO CARGADOR

Instrucciones de uso

Modelos de soporte

1. Phone: iPhone 13,13 Pro,13 Pro Max,13,12,12 Pro,12 Pro Max,12,SE,11, 11 Pro,Pro Max,XS,Xs Max,XR,XR,8,8 Plus
Samsung Galaxy: S21 5G,21 + 5G,21 Ultra 5G,FE 5G,20 5G,20 + 5G, 20 Ultra 5G,10,10 + 10e,9,9 + 8,8 + 7,7 edge,6,6 edge,6 edge + 6 G9209, 6 Active,Galaxy Note10,10e,10 + 9,8,7,6,5
Other: All mobile phones that comply with the Qi standard support wireless chargers.
2. Watch: Apple watch S2,S3,S4,S5,S6,S7,SE
3. Earbuds: AirPods 2,AirPods 3,Airpods Pro
4. Pencil: Apple Pencil 1

Apariencia del producto



Introducción del soporte

Ángulo de bisel dorado de 60°, el ángulo de inclinación es perfecto



Modo de iluminación

Luz LED	Modo de espera	Carga del teléfono	FOD
Color del LED	Luz verde encendida	Luz azul en modo respiración	Azul y verde parpadeando

Instrucciones de uso

1. Conecte este cargador inalámbrico a un adaptador a5V / 3A, 9V / 3A o 12V / 2A a través de un cable de carga rápida tipo C y conéctelo a la fuente de alimentación.
2. Toque el interruptor para encender el interruptor de encendido, y las luces azul y verde parpadearán alternativamente.
3. Coloque el teléfono en el área de carga para cargarlo.
4. Cuelgue el reloj de pulsera en la posición de carga para cargarlo.
5. Coloque la caja de los auriculares bluetooth inalámbricos para que se carguen.
6. Inserte el lápiz capacitivo en la posición de carga correspondiente para cargar el lápiz capacitivo.

Parámetro de producto

Nombre del producto	Cuatro en uno Cargador inalámbrico
Entrada	5V=3A, 9V=3A, 12V=2A(Max)
Tamaño del producto	180.2 * 125.9 * 94.2mm
Tasa de conversión	≥70%(Carga móvil)
Salida (teléfono)	15W/10W/7.5W/5W
Salida (Watch)	2W(Max)
Salida (auriculares)	3W(Max)
Salida de lápiz capacitivo	2W(Max)

Nota

Para garantizar la carga de 4 dispositivos de forma segura y eficiente, utilice el adaptador QC3.0 y el cable de carga Tipo-C incluidos en el paquete del producto.

Lista de empaque

1. Cargador inalámbrico 4 en 1 X 1
2. Cable de carga X 1
3. Instrucción X 1
4. Adaptador QC3.0 X1

FCC Statement

This device complies with part 15 FCC Rules. Operation is Subject To the following two conditions:

(1) This device may not cause harmful interference, and (2) this device must accept any interference received, including interference that may cause undesired operation.

Changes or modifications not explicitly approved by the party responsible for compliance could void the user's authority to operate this equipment.

Note: this equipment has been tested and found to comply with the limits for a Class B digital

device, pursuant to part 15 of the FCC Rules. These limits are designed to provide reasonable protection against harmful interference in a residential installation. This equipment generates, uses and can radiate radio frequency energy and, if not installed and used in accordance with the instructions, may cause harmful interference to radio communications. However, there is no guarantee that interference will not occur in a particular installation. If this equipment does cause harmful interference to radio or television reception, which can be determined by turning the equipment off and on, the user is encouraged to try to correct the interference by one or more of the following measures:

- Reorient or relocate the receiving antenna.
- Increase the separation between the equipment and receiver.
- Connect the equipment into an outlet on a circuit different from that to which the receiver is connected.
- Consult the dealer or an experienced radio/TV technician for help.

FCC radiation exposure

The equipment complies with FCC radiation exposure limits set forth for an uncontrolled environment. During the operation of device a distance of 15 cm surrounding the device and 20 cm above the top surface of the device must be respected.