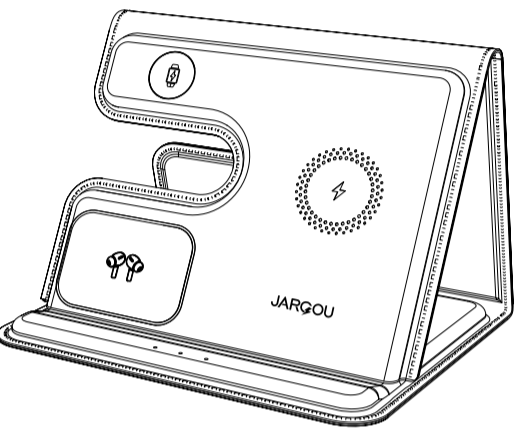


产品包材图档

正

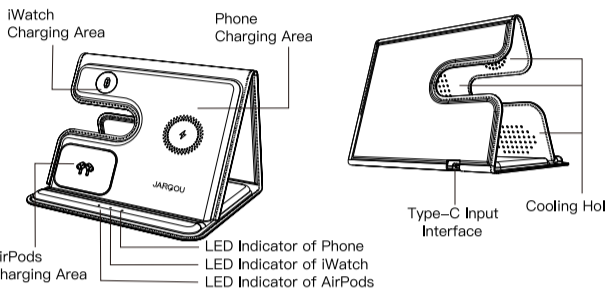
JARQOU
3-in-1
Foldable Wireless Charger 17Air User Manual



Please read the instructions carefully before using

Product Introduction

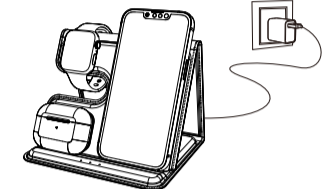
This product is a 3 in 1 multi-functional wireless charging station, which supports fast charging for phone, Watch and AirPods at the same time, it provides high efficiency and stable wireless charging for you.



Method of Operation

- Lift it up
- Unfold
- Stand up

- Use the adapter and charging cable provided in the package to connect with the wireless charger, plug the adapter in the power supply.
- Place the devices to be charged in the corresponding charging area, then it will start charging.



LED Light Instructions

These 3 LED indicator lights will change according to the charging status of phone, Watch and AirPods.


	Phones	iWatch	AirPods
Power On	Green On for 3 Seconds	Green On for 3 Seconds	Green On for 3 Seconds
Standby	Turn off	Turn off	Turn off
Charging	Green for 30s then off	Green for 30s then off	Green for 30s then off
Completed	Turn off	Turn off	Turn off
FOD & Error	Green Flash	None	Green Flash

Specification

Brand: JARQOU
Model Number: 17Air
Input: 5V=3A / 9V=3A
Output: 5=15W(Phone)
Output: 3W(AirPods)
Output: 2.5W (Watch)
Input Interface: Type-C
Transmission Distance(for phone): <4mm
Product Size: 150*121.5*17 mm (Folded)
Product Name: Foldable Wireless Charger

Compatible Model

- Phone
Phone with wireless charging function and compatible with charging protocol
- Watch
Apple Watch 8/7/6/5/4/3/2/SE/Ultra
- AirPods
AirPods Charging; for AirPods 2/3/Pro/Pro2(can work with A2700, A2566, A2100, A1938 AirPods case)



Note: Does not support A2897, A1602 AirPods case

Q&A

Q: What should I do if the charger doesn't work or charge devices intermittently?
A: Please check the following steps:

反

- Please make sure your devices have wireless charging function and can be charged wirelessly.
- Please use the adapter and cable provided in the package
- Please check if the charging indicator light is on, if not, please unplug and reinsert the adapter and cable.
- Please use other 18W adapter and charging cable to check if the adapter and cable are damaged.
- Please make sure that the thickness of the phone case is <4mm (if there is a case) and there are no any metal, pop rings, credit cards or magnetic interference charges.
- Please align the coil of your devices with the charging center.
- Update your device to the latest system and restart the device.

Q: What should I do if the charging is slow?
A: Please check the following steps:
1. Please make sure to use the 18W adapter and cable provided in the package.
2. Charging efficiency depends on the receiving power of your devices and it is not recommended to keep the APP running during slow charging.

Q: What should I do if the charger heats up during charging?
A: Please check the following steps:
1. It is normal for the receiving coil or transmitter board to generate heat during wireless charging. If the charger is too hot please take your phone off from charger to wait the charger to cool down and charge again.
2. It is recommended to avoid using the charger in high temperature and sun exposure environments as possible.

Any other questions, please contact us through the Amazon Message Center or AFTER-SALES.support@jargou.com for solution.

Safety Notice

- Do not disassemble or throw the product into fire or water to avoid short circuit.
- Do not use wireless charger in extremely hot, humid or corrosive environment.
- Make sure there are no any metal, pop rings, credit cards or magnetic interference charges.
- Keep out of reach of children and pets.
- If the charging station overheats and stops charging during use, please remove the charging device and try charging after cooling down.
- Avoid dropping the product from high place.

FCC Warning

This device complies with part 15 of the FCC Rules. Operation is subject to the following two conditions:
(1) this device may not cause harmful interference.
(2) this device must accept any interference received, including interference that may cause undesired operation.

Any changes or modifications not expressly approved by the party responsible for compliance could void the user's authority to operate the equipment.

NOTE: This device has been tested and found to comply with the limits for a Class B digital device, pursuant to Part 15 of the FCC Rules. These limits are designed to provide reasonable protection against harmful interference in a residential installation.
This equipment generates, uses and can radiate radio frequency energy and, if not installed and used in accordance with the instructions, may cause harmful interference to radio communications. However, there is no guarantee that interference will not occur in a particular installation. If this device does cause harmful interference to radio or television reception, which can be determined by turning the device off and on, the user is encouraged to try to correct the interference by one or more of the following measures:
-Reorient or relocate the receiving antenna.

-Increase the separation between the device and receiver.
-Connect the device into an outlet on a circuit different from that to which the receiver is device.
-Consult the dealer or an experienced radio/TV technician for help.

IC Warning

This device contains licence-exempt transmitter(s)/receiver(s) that comply with Innovation Science and Economic Development Canada's licence-exempt RSS(s).
Operation is subject to the following two conditions:
(1) this device may not cause interference.
(2) this device must accept any interference, including interference that may cause undesired operation of the device. Radiation Exposure: This equipment complies with Canada radiation exposure limits set forth for an uncontrolled environment. To maintain compliance with IC's RF Exposure guidelines, this equipment should be installed and operated with minimum distance of 10cm the radiator your body. This device and its antenna(s) must not be co-located or operation in conjunction with any other antenna transmitter.

Déclaration de l'ISED Canada:
Cet appareil contient des émetteur(s)/récepteur(s) sans licence / conformes à l'innovation/RSI exemptes de licence de Sciences et Développement économique Canada. L'opération est sous réserve des deux conditions suivantes:
(1) cet appareil ne peut pas causer d'interférences et.
(2) cet dispositif doit accepter toute interférence, y compris peut provoquer le fonctionnement indésirable de l'appareil. Exposition aux rayonnements: Cet équipement est conforme aux radiations du Canada limites d'exposition pour un environnement incontrôlé. Pour maintenir le respect des guides d'exposition R.F./IC, l'équipement doit être installé et actionné avec une distance minimale de 10cm le radiateur de votre corps. Cet appareil et ses antennes ne doivent pas être colocalisés ou en opération en conjonction avec toute autre antenne ou émetteur.



After-sale Service

If there are any issues with the item, please contact us through the Amazon Message Center or at support@jargou.com
In order to deal with problems more efficiently for you, please prepare the following information: the issue of charger, your devices' model, the type of adapter and the phone case you are using, and if possible you can attach a picture or video of the problem.

Package List

Package List
1. Foldable wireless charger * 1
2. Type-C charging cable * 1
3. 18W adapter * 1
4. User manual * 1

FCC RF Radiation Exposure Statement:
1. This Transmitter must not be co-located or operating in conjunction with any other antenna or transmitter.
2. This equipment complies with RF radiation exposure limits set forth for an uncontrolled environment.
This equipment should be installed and operated with minimum distance 15cm between the radiator and your body.

support@jargou.com www.jargou.com

Made in China

产品包材标准

产品型号	17Air	产品名称	英文（带适配器）说明书 GY02-03定制
尺寸	90*120mm（合起来尺寸）	材质	157g铜版纸
工艺说明/印刷要求	四色印刷，双面彩印，4折页	比例	1:1
使用单位	mm	版本	A0
物料编码	17AIR-B001	时间	2023-08-25
制图	小邓	审核	