


## Appendix 2 Photographs

### Conducted emission (Mains power port)




Test point A (1 of 2)



Test point A (2 of 2)


(Photographs show the EUT arrangement for maximum emission level)

Radiated emission (Up to 1 GHz)



(Photographs show the EUT arrangement for maximum emission level)

**Radiated emission (Above 1 GHz)**



(Photographs show the EUT arrangement for maximum emission level)

Equipment under test



width: 55 mm



Depth : 96 mm

Equipment under test




height : 55 mm



Name plate

Equipment under test



Name plate

Associated equipment (AE)

