

**FCC ID: 2A2LL-FJ-RTKP9000A**


## Test Setup Photos

**915MHz**


1. Conducted emission main's port front view




- ## 2. Conducted emission main's port side view



### 3. Radiated emission (9KHz-30MHz)




### 4. Radiated emission (30MHz-1GHz)





## 5. Radiated emission (above 1GHz)



### 2.4G WIFI


#### 1. Conducted emission main's port front view



## 2. Conducted emission main's port side view




## 3. Radiated emission (9KHz-30MHz)






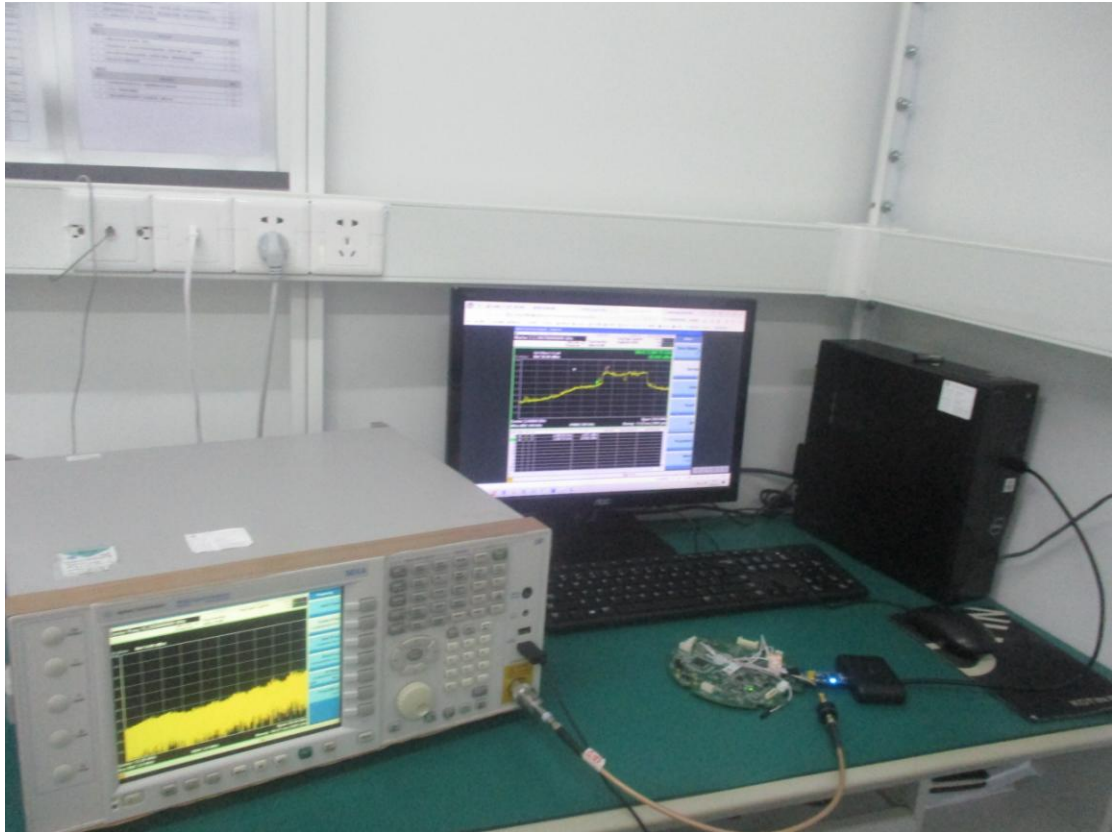
#### 4. Radiated emission (30MHz-1GHz)



#### 5. Radiated emission (above 1GHz)



## 6. RF measurement setup



(WIFI 2.4G)