

## Appendix A: Test Results of FCC Part 15C

<b>APPENDIX A: TEST RESULTS OF FCC PART 15C</b> .....	<b>1</b>
<b>APPENDIX A.1: TEST RESULTS OF 99% BANDWIDTH</b> .....	<b>2</b>
<i>BR mode (GFSK)</i> .....	2
<i>EDR mode (8DPSK)</i> .....	5
<b>APPENDIX A.2: TEST RESULTS OF 20DB BANDWIDTH</b> .....	<b>8</b>
<i>BR mode (GFSK)</i> .....	8
<i>EDR mode (8DPSK)</i> .....	11
<b>APPENDIX A.3: TEST RESULTS OF CARRIER FREQUENCY SEPARATION</b> .....	<b>14</b>
<i>BR mode (GFSK)</i> .....	14
<i>EDR mode (8DPSK)</i> .....	17
<b>APPENDIX A.4: TEST RESULTS OF NUMBER OF HOPPING FREQUENCY</b> .....	<b>20</b>
<i>BR mode (GFSK)</i> .....	20
<i>EDR mode (8DPSK)</i> .....	21
<b>APPENDIX A.5: TEST RESULTS OF TIME OF OCCUPANCY</b> .....	<b>22</b>
<i>BR mode (GFSK)</i> .....	22
<i>EDR mode (8DPSK)</i> .....	25
<b>APPENDIX A.6: TEST RESULTS OF CONDUCTED SPURIOUS EMISSIONS MEASURED IN 100 KHZ BANDWIDTH</b> .....	<b>28</b>
<i>BR mode (GFSK)</i> .....	28
Low Channel.....	28
Middle Channel.....	29
High Channel.....	30
Band Edge, Low Channel.....	31
Band Edge, High Channel.....	31
Hopping Mode.....	32
Band Edge, Hopping Mode, Low Channel.....	33
Band Edge, Hopping Mode, High Channle.....	33
<i>EDR mode (8DPSK)</i> .....	34
Low Channel.....	34
Middle Channel.....	35
High Channel.....	36
Band Edge, Low Channel.....	37
Band Edge, High Channel.....	37
Hopping Mode.....	38
Band Edge, Hopping Mode, Low Channel.....	39
Band Edge, Hopping Mode, High Channle.....	39
<b>APPENDIX A.7: TEST RESULTS OF RADIATED SPURIOUS EMISSIONS</b> .....	<b>40</b>
30MHz - 1GHz.....	40
1GHz - 18GHz.....	42
<b>APPENDIX A.8: TEST RESULTS OF RADIATED EMISSIONS IN RESTRICTED BANDS</b> .....	<b>54</b>
<b>APPENDIX A.9: TEST RESULTS OF CONDUCTED EMISSION</b> .....	<b>58</b>

## Appendix A.1: Test Results of 99% Bandwidth

BR mode (GFSK)

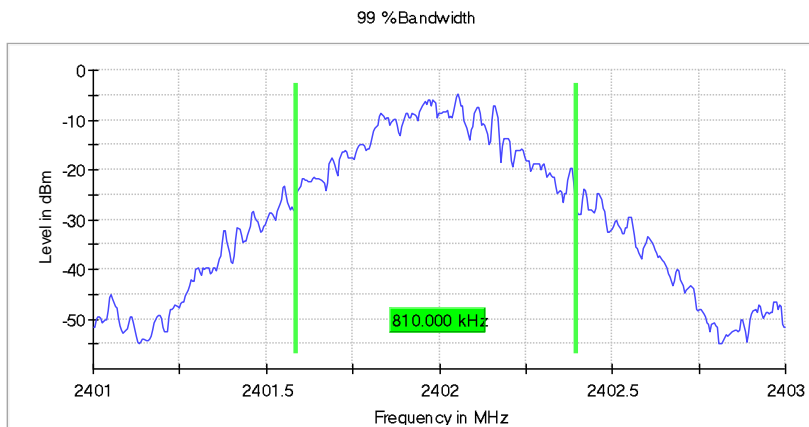
Occupied Channel Bandwidth 99% (2402 MHz; 10.000 dBm; 1 MHz; Test Mode)

### 99 % Bandwidth

DUT Frequency (MHz)	Bandwidth (MHz)	Limit Min (MHz)	Limit Max (MHz)	Band Edge Left (MHz)	Band Edge Right (MHz)
2402.000000	0.810000	---	---	2401.587500	2402.397500

(continuation of the "99 % Bandwidth" table from column 6 ...)

DUT Frequency (MHz)	Result
2402.000000	PASS



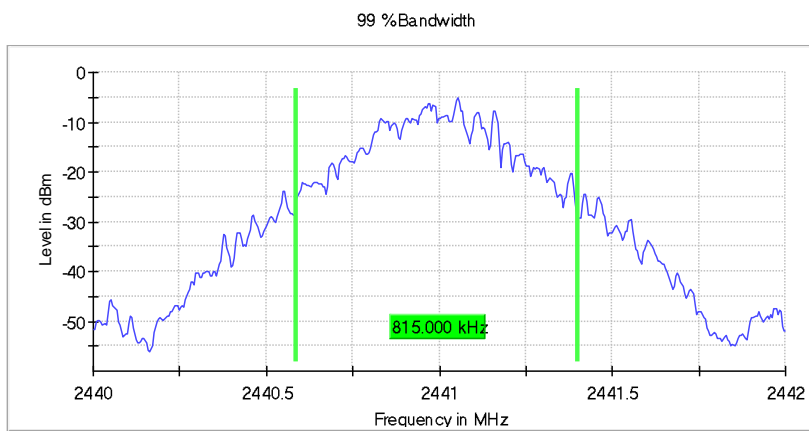
**Occupied Channel Bandwidth 99% (2441 MHz; 10.000 dBm; 1 MHz; Test Mode)**

**99 % Bandwidth**

DUT Frequency (MHz)	Bandwidth (MHz)	Limit Min (MHz)	Limit Max (MHz)	Band Edge Left (MHz)	Band Edge Right (MHz)
2441.000000	0.815000	---	---	2440.587500	2441.402500

(continuation of the "99 % Bandwidth" table from column 6 ...)

DUT Frequency (MHz)	Result
2441.000000	PASS



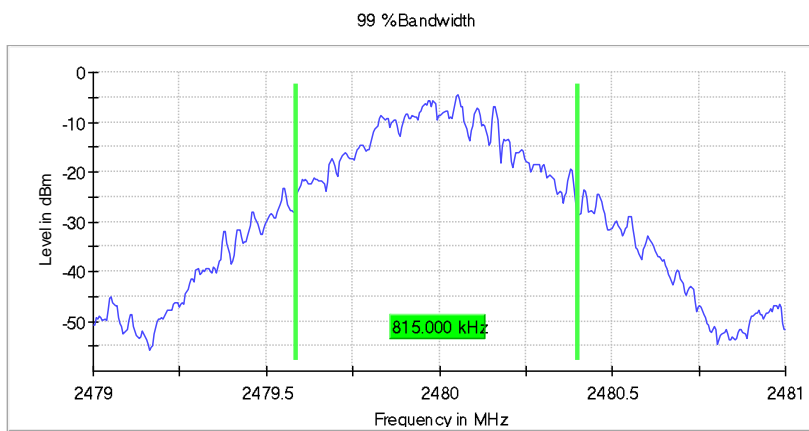
**Occupied Channel Bandwidth 99% (2480 MHz; 10.000 dBm; 1 MHz; Test Mode)**

**99 % Bandwidth**

DUT Frequency (MHz)	Bandwidth (MHz)	Limit Min (MHz)	Limit Max (MHz)	Band Edge Left (MHz)	Band Edge Right (MHz)
2480.000000	0.815000	---	---	2479.587500	2480.402500

(continuation of the "99 % Bandwidth" table from column 6 ...)

DUT Frequency (MHz)	Result
2480.000000	PASS



**EDR mode (8DPSK)**

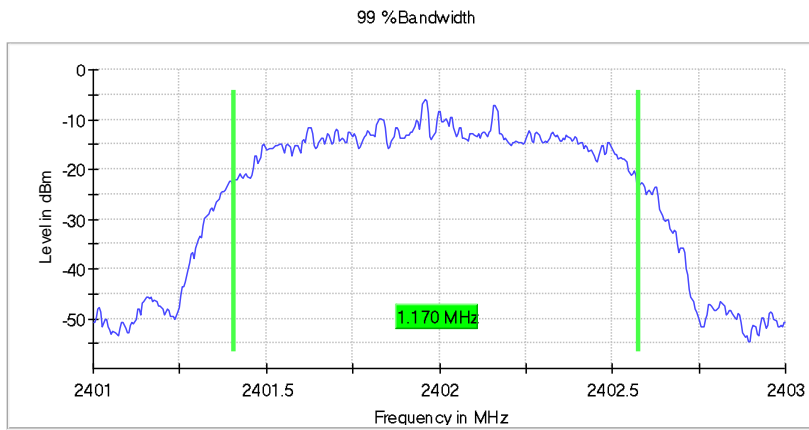
**Occupied Channel Bandwidth 99% (2402 MHz; 10.000 dBm; 1 MHz; Test Mode)**

**99 % Bandwidth**

DUT Frequency (MHz)	Bandwidth (MHz)	Limit Min (MHz)	Limit Max (MHz)	Band Edge Left (MHz)	Band Edge Right (MHz)
2402.000000	1.170000	---	---	2401.407500	2402.577500

(continuation of the "99 % Bandwidth" table from column 6 ...)

DUT Frequency (MHz)	Result
2402.000000	PASS



**Occupied Channel Bandwidth 99% (2441 MHz; 10.000 dBm; 1 MHz; Test Mode)**

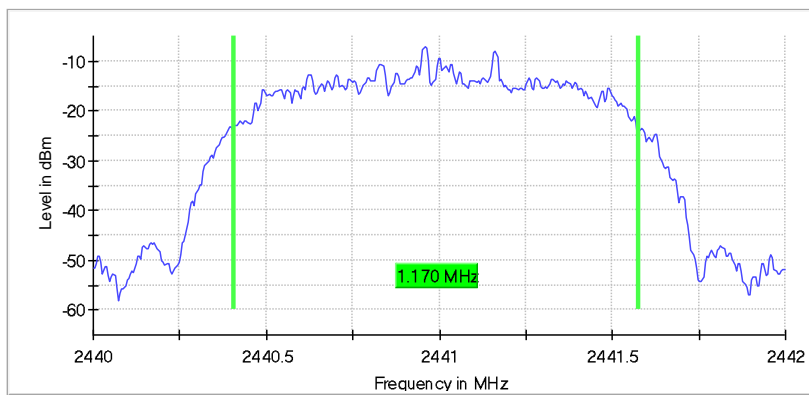
**99 % Bandwidth**

DUT Frequency (MHz)	Bandwidth (MHz)	Limit Min (MHz)	Limit Max (MHz)	Band Edge Left (MHz)	Band Edge Right (MHz)
2441.000000	1.170000	---	---	2440.407500	2441.577500

(continuation of the "99 % Bandwidth" table from column 6 ...)

DUT Frequency (MHz)	Result
2441.000000	PASS

99 %Bandwidth



**Occupied Channel Bandwidth 99% (2480 MHz; 10.000 dBm; 1 MHz; Test Mode)**

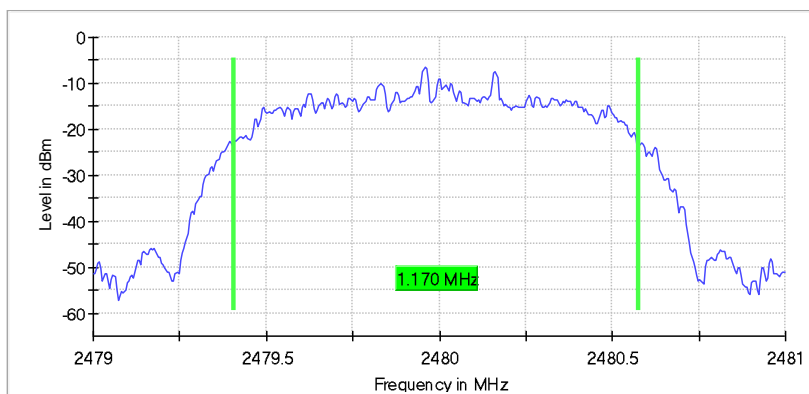
**99 % Bandwidth**

DUT Frequency (MHz)	Bandwidth (MHz)	Limit Min (MHz)	Limit Max (MHz)	Band Edge Left (MHz)	Band Edge Right (MHz)
2480.000000	1.170000	---	---	2479.407500	2480.577500

(continuation of the "99 % Bandwidth" table from column 6 ...)

DUT Frequency (MHz)	Result
2480.000000	PASS

99 %Bandwidth



## Appendix A.2: Test Results of 20dB Bandwidth

BR mode (GFSK)

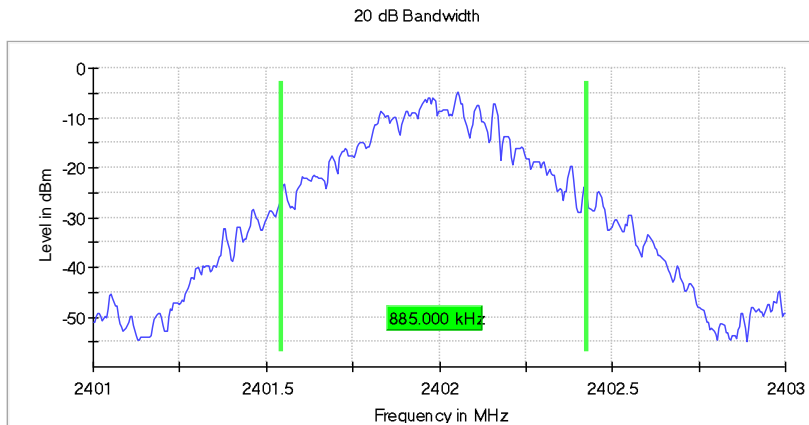
Emission Bandwidth 20 dB (2402 MHz; 10.000 dBm; 1 MHz; Test Mode)

### 20 dB Bandwidth

DUT Frequency (MHz)	Bandwidth (MHz)	Limit Min (MHz)	Limit Max (MHz)	Band Edge Left (MHz)	Band Edge Right (MHz)
2402.000000	0.885000	---	---	2401.542500	2402.427500

(continuation of the "20 dB Bandwidth" table from column 6 ...)

DUT Frequency (MHz)	Max Level (dBm)	Result
2402.000000	-4.8	PASS





**Emission Bandwidth 20 dB (2441 MHz; 10.000 dBm; 1 MHz; Test Mode)**

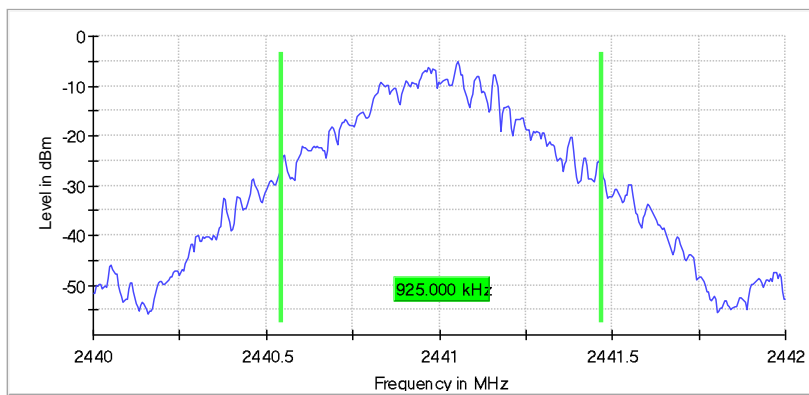
**20 dB Bandwidth**

DUT Frequency (MHz)	Bandwidth (MHz)	Limit Min (MHz)	Limit Max (MHz)	Band Edge Left (MHz)	Band Edge Right (MHz)
2441.000000	0.925000	---	---	2440.542500	2441.467500

(continuation of the "20 dB Bandwidth" table from column 6 ...)

DUT Frequency (MHz)	Max Level (dBm)	Result
2441.000000	-5.2	PASS

20 dB Bandwidth



**Emission Bandwidth 20 dB (2480 MHz; 10.000 dBm; 1 MHz; Test Mode)**

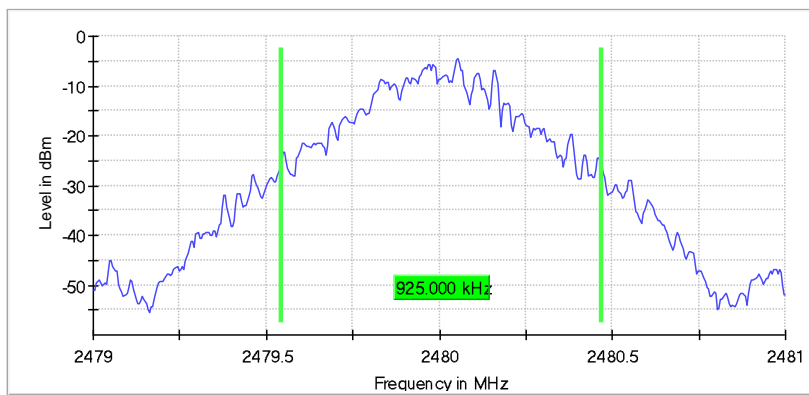
**20 dB Bandwidth**

DUT Frequency (MHz)	Bandwidth (MHz)	Limit Min (MHz)	Limit Max (MHz)	Band Edge Left (MHz)	Band Edge Right (MHz)
2480.000000	0.925000	---	---	2479.542500	2480.467500

(continuation of the "20 dB Bandwidth" table from column 6 ...)

DUT Frequency (MHz)	Max Level (dBm)	Result
2480.000000	-4.5	PASS

20 dB Bandwidth



**EDR mode (8DPSK)**

**Emission Bandwidth 20 dB (2402 MHz; 10.000 dBm; 1 MHz; Test Mode)**

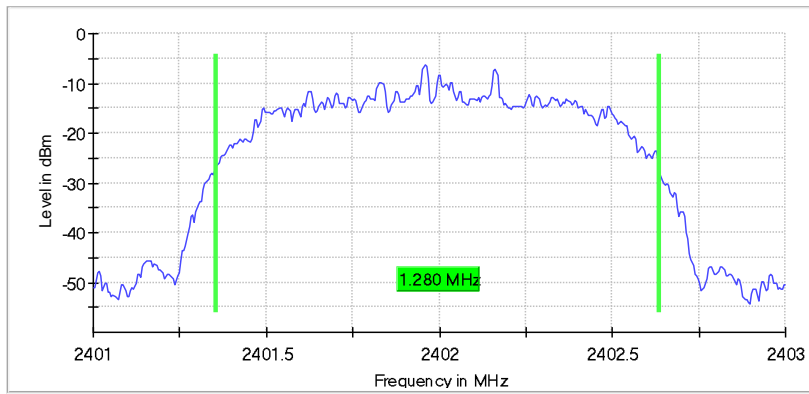
**20 dB Bandwidth**

DUT Frequency (MHz)	Bandwidth (MHz)	Limit Min (MHz)	Limit Max (MHz)	Band Edge Left (MHz)	Band Edge Right (MHz)
2402.000000	1.280000	---	---	2401.357500	2402.637500

(continuation of the "20 dB Bandwidth" table from column 6 ...)

DUT Frequency (MHz)	Max Level (dBm)	Result
2402.000000	-6.2	PASS

20 dB Bandwidth



**Emission Bandwidth 20 dB (2441 MHz; 10.000 dBm; 1 MHz; Test Mode)**

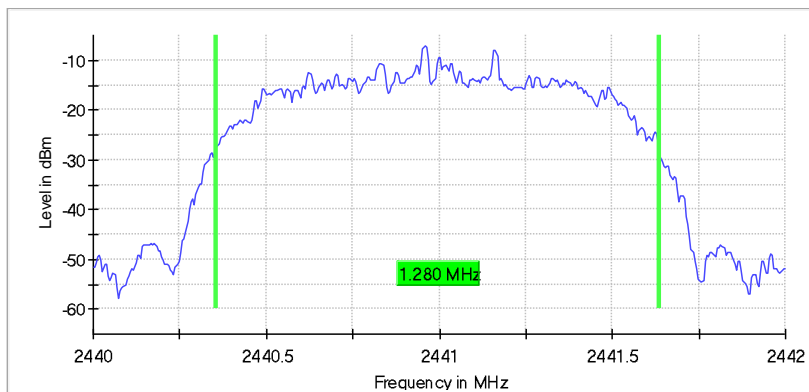
**20 dB Bandwidth**

DUT Frequency (MHz)	Bandwidth (MHz)	Limit Min (MHz)	Limit Max (MHz)	Band Edge Left (MHz)	Band Edge Right (MHz)
2441.000000	1.280000	---	---	2440.357500	2441.637500

(continuation of the "20 dB Bandwidth" table from column 6 ...)

DUT Frequency (MHz)	Max Level (dBm)	Result
2441.000000	-7.0	PASS

20 dB Bandwidth



**Emission Bandwidth 20 dB (2480 MHz; 10.000 dBm; 1 MHz; Test Mode)**

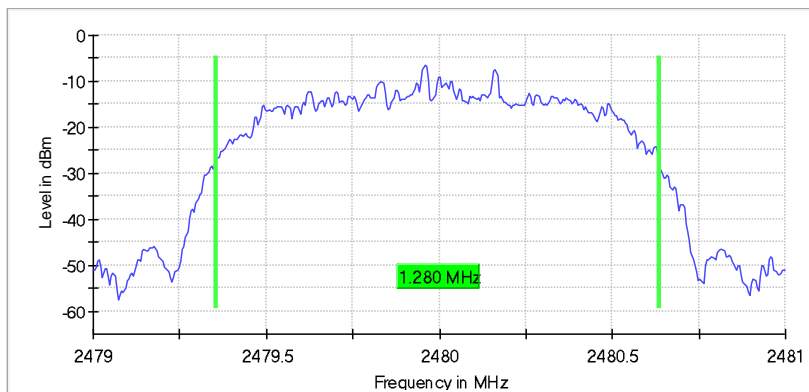
**20 dB Bandwidth**

DUT Frequency (MHz)	Bandwidth (MHz)	Limit Min (MHz)	Limit Max (MHz)	Band Edge Left (MHz)	Band Edge Right (MHz)
2480.000000	1.280000	---	---	2479.357500	2480.637500

(continuation of the "20 dB Bandwidth" table from column 6 ...)

DUT Frequency (MHz)	Max Level (dBm)	Result
2480.000000	-6.6	PASS

20 dB Bandwidth



### Appendix A.3: Test Results of Carrier Frequency Separation

BR mode (GFSK)

Carrier Frequency Separation (2402 MHz; 10.000 dBm; 1 MHz)

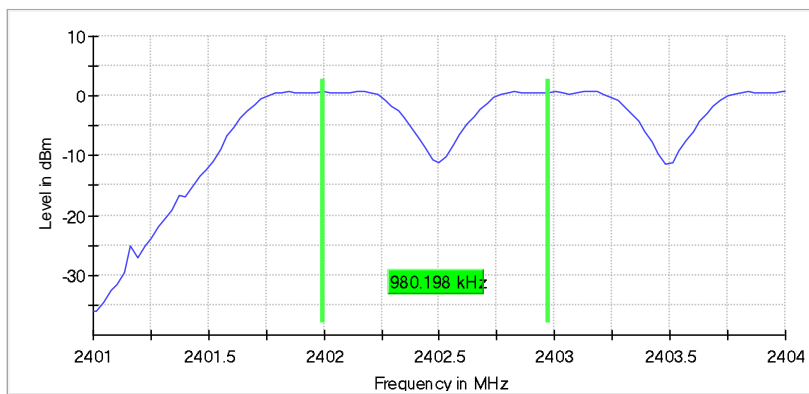
**Result**

DUT Frequency (MHz)	Frequency Separation (MHz)	Limit Min (MHz)	Limit Max (MHz)	Center Frequency low Channel (MHz)	Center Frequency high Channel (MHz)
2402.000000	0.980198	0.590000	---	2401.995050	2402.975248

(continuation of the "Result" table from column 6 ...)

DUT Frequency (MHz)	Result
2402.000000	PASS

CFS



**Carrier Frequency Separation (2441 MHz; 10.000 dBm; 1 MHz)**

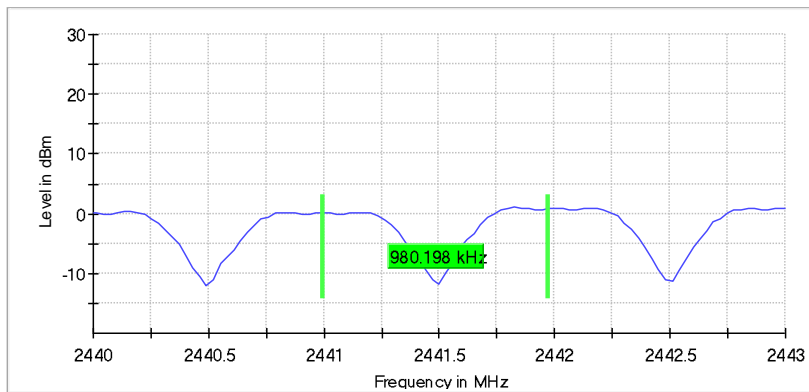
**Result**

DUT Frequency (MHz)	Frequency Separation (MHz)	Limit Min (MHz)	Limit Max (MHz)	Center Frequency low Channel (MHz)	Center Frequency high Channel (MHz)
2441.000000	0.980198	0.616667	---	2440.995050	2441.975248

(continuation of the "Result" table from column 6 ...)

DUT Frequency (MHz)	Result
2441.000000	PASS

CFS



**Carrier Frequency Separation (2480 MHz; 10.000 dBm; 1 MHz)**

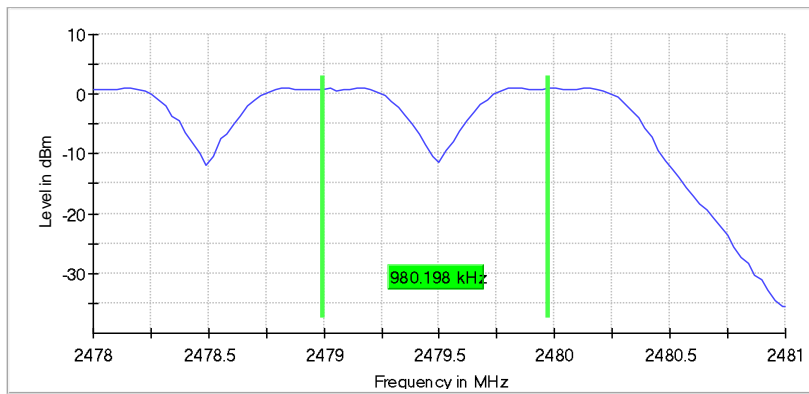
**Result**

DUT Frequency (MHz)	Frequency Separation (MHz)	Limit Min (MHz)	Limit Max (MHz)	Center Frequency low Channel (MHz)	Center Frequency high Channel (MHz)
2480.000000	0.980198	0.616667	---	2478.995050	2479.975248

(continuation of the "Result" table from column 6 ...)

DUT Frequency (MHz)	Result
2480.000000	PASS

CFS





**EDR mode (8DPSK)**

**Carrier Frequency Separation (2402 MHz; 10.000 dBm; 1 MHz)**

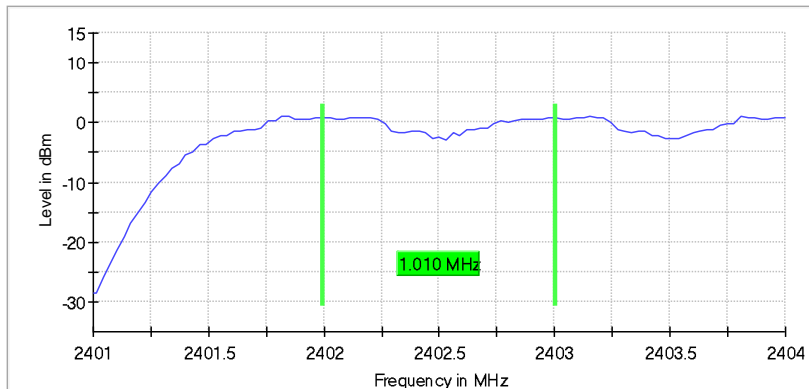
**Result**

DUT Frequency (MHz)	Frequency Separation (MHz)	Limit Min (MHz)	Limit Max (MHz)	Center Frequency low Channel (MHz)	Center Frequency high Channel (MHz)
2402.000000	1.009900	0.853333	---	2401.995050	2403.004950

(continuation of the "Result" table from column 6 ...)

DUT Frequency (MHz)	Result
2402.000000	PASS

CFS



**Carrier Frequency Separation (2441 MHz; 10.000 dBm; 1 MHz)**

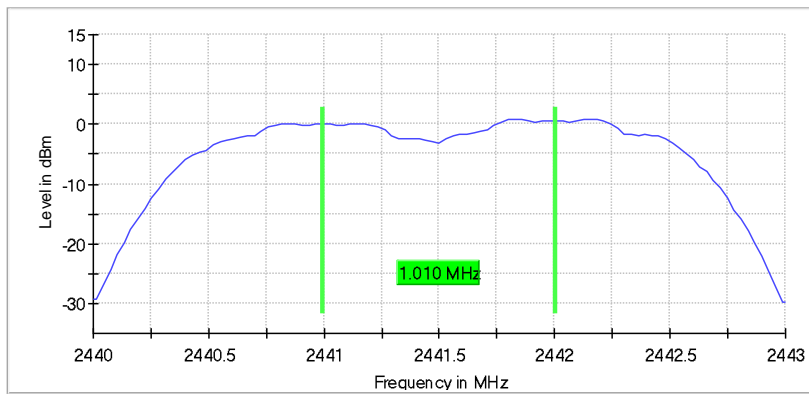
**Result**

DUT Frequency (MHz)	Frequency Separation (MHz)	Limit Min (MHz)	Limit Max (MHz)	Center Frequency low Channel (MHz)	Center Frequency high Channel (MHz)
2441.000000	1.009900	0.853333	---	2440.995050	2442.004950

(continuation of the "Result" table from column 6 ...)

DUT Frequency (MHz)	Result
2441.000000	PASS

CFS



**Carrier Frequency Separation (2480 MHz; 10.000 dBm; 1 MHz)**

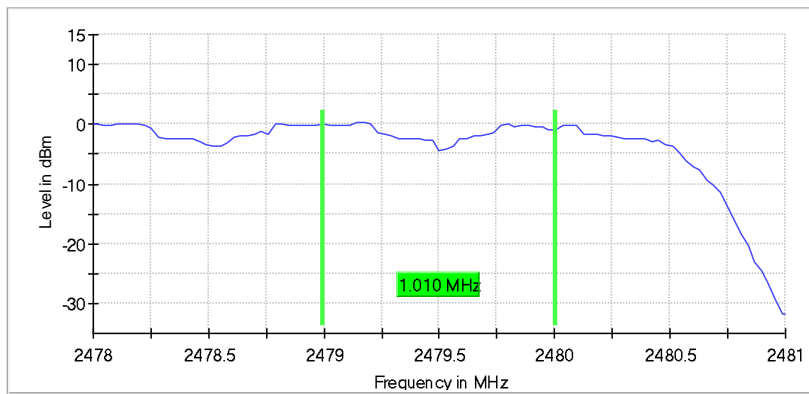
**Result**

DUT Frequency (MHz)	Frequency Separation (MHz)	Limit Min (MHz)	Limit Max (MHz)	Center Frequency low Channel (MHz)	Center Frequency high Channel (MHz)
2480.000000	1.009900	0.853333	---	2478.995050	2480.004950

(continuation of the "Result" table from column 6 ...)

DUT Frequency (MHz)	Result
2480.000000	PASS

CFS



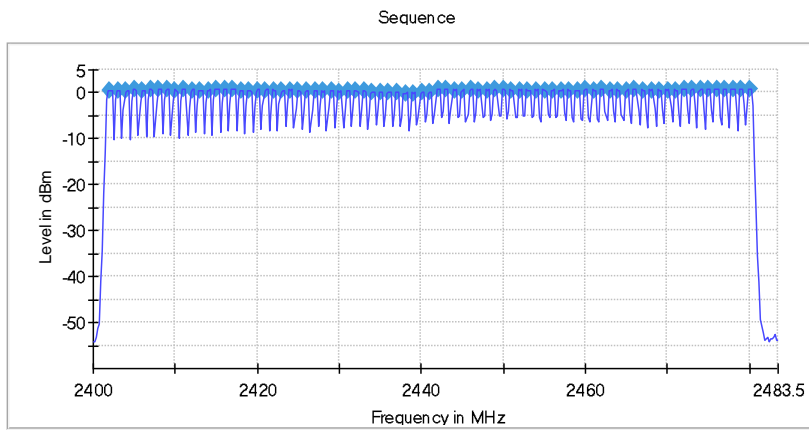
## Appendix A.4: Test Results of Number of Hopping Frequency

BR mode (GFSK)

Hopping Frequencies (frequency independent; 10.000 dBm; 1 MHz)

### Channels

Channels	Limit Min	Limit Max	Result
79	15	---	PASS

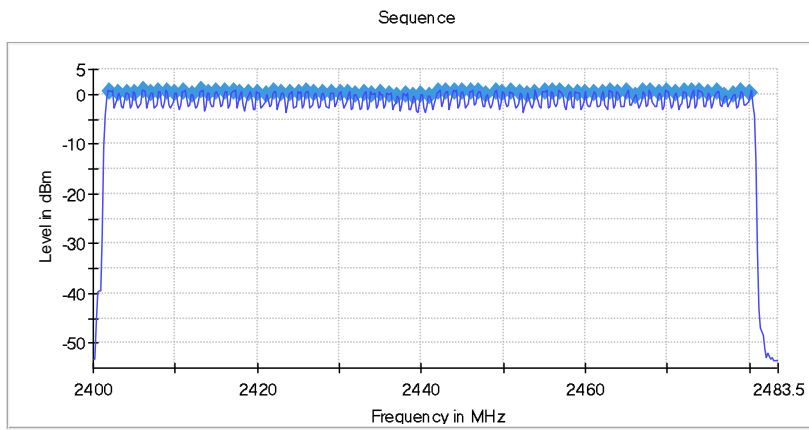


**EDR mode (8DPSK)**

**Hopping Frequencies (frequency independent; 10.000 dBm; 1 MHz)**

**Channels**

Channels	Limit Min	Limit Max	Result
79	15	---	PASS



## Appendix A.5: Test Results of Time of Occupancy

BR mode (GFSK)

Time of Channel Occupancy (2441 MHz; 10.000 dBm; 1 MHz)

### Result-DH1

DUT Frequency (MHz)	Result	Number of Hops	Average time of occupancy (ms)	Threshold (dBm)
2441.000000	PASS	319	127.840	-10.0

### Periode

Min (ms)	Max (ms)	Mean (ms)
7.500	196.240	98.712

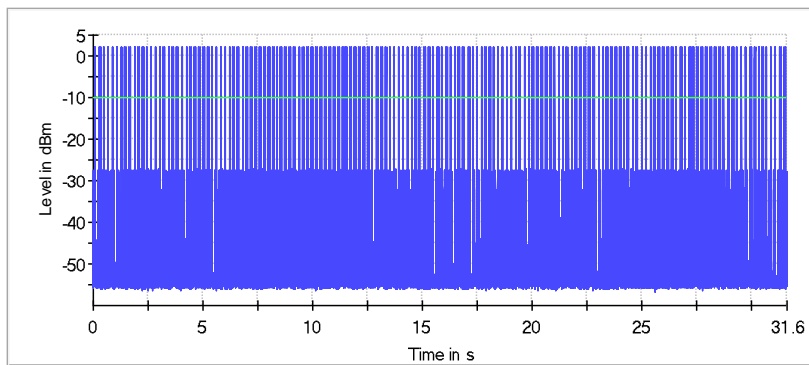
### Transmit Time per Hop

Min (ms)	Max (ms)	Limit Max for Max (ms)	Limit Min for Max (ms)	Mean (ms)
0.39	0.40	400.000	0.000	0.399

### DwellTime

Min (ms)	Max (ms)	Mean (ms)
0.39	0.40	0.399

Time of Channel Occupancy



— Trace — Threshold

**Time of Channel Occupancy(2) (2441 MHz; 10.000 dBm; 1 MHz)**

**Result-DH3**

DUT Frequency (MHz)	Result	Number of Hops	Average time of occupancy (ms)	Threshold (dBm)
2441.000000	PASS	147	247.810	-10.0

**Periode**

Min (ms)	Max (ms)	Mean (ms)
7.500	819.980	214.807

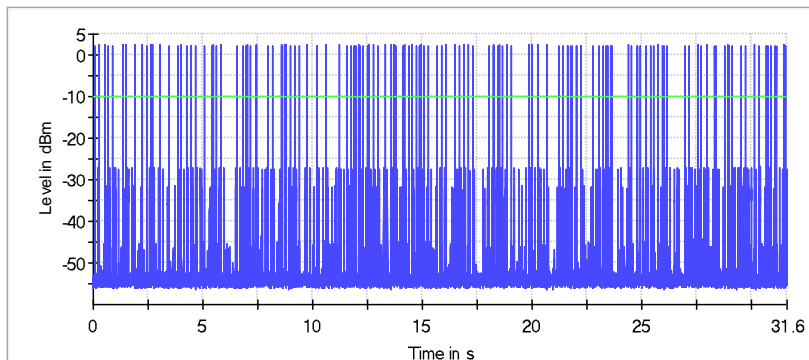
**Transmit Time per Hop**

Min (ms)	Max (ms)	Limit Max for Max (ms)	Limit Min for Max (ms)	Mean (ms)
1.670	1.680	400.000	0.000	1.674

**DwellTime**

Min (ms)	Max (ms)	Mean (ms)
1.670	1.680	1.674

Time of Channel Occupancy(2)



— Trace    — Threshold

**Time of Channel Occupancy(3) (2441 MHz; 10.000 dBm; 1 MHz)**

**Result-DH5**

DUT Frequency (MHz)	Result	Number of Hops	Average time of occupancy (ms)	Threshold (dBm)
2441.000000	PASS	111	325.120	-10.0

**Periode**

Min (ms)	Max (ms)	Mean (ms)
7.500	1203.720	274.562

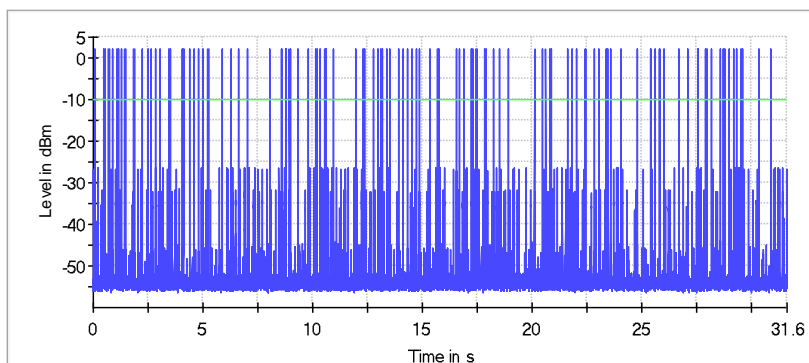
**Transmit Time per Hop**

Min (ms)	Max (ms)	Limit Max for Max (ms)	Limit Min for Max (ms)	Mean (ms)
2.900	2.910	400.000	0.000	2.903

**DwellTime**

Min (ms)	Max (ms)	Mean (ms)
2.900	2.910	2.903

Time of Channel Occupancy(3)



— Trace      — Threshold



**EDR mode (8DPSK)**

**Time of Channel Occupancy (2441 MHz; 10.000 dBm; 1 MHz)**

**Result-3DH1**

DUT Frequency (MHz)	Result	Number of Hops	Average time of occupancy (ms)	Threshold (dBm)
2441.000000	PASS	319	128.150	-10.0

**Periode**

Min (ms)	Max (ms)	Mean (ms)
7.500	196.250	98.708

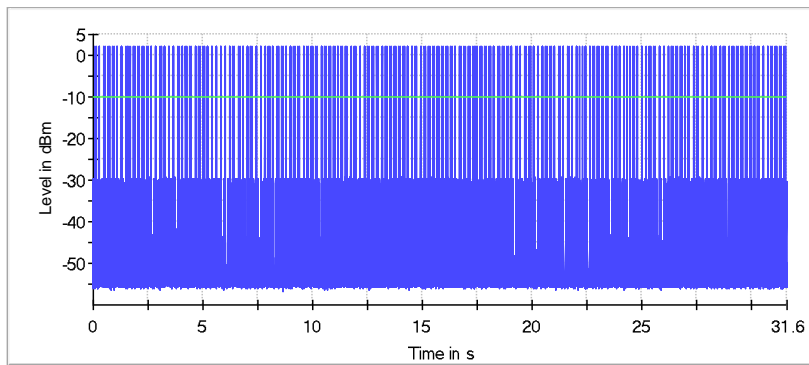
**Transmit Time per Hop**

Min (ms)	Max (ms)	Limit Max for Max (ms)	Limit Min for Max (ms)	Mean (ms)
0.37	0.41	400.000	0.000	0.400

**DwellTime**

Min (ms)	Max (ms)	Mean (ms)
0.41	0.42	0.411

Time of Channel Occupancy



— Trace    — Threshold

**Time of Channel Occupancy(2) (2441 MHz; 10.000 dBm; 1 MHz)**

**Result-3DH3**

DUT Frequency (MHz)	Result	Number of Hops	Average time of occupancy (ms)	Threshold (dBm)
2441.000000	PASS	169	274.580	-10.0

**Periode**

Min (ms)	Max (ms)	Mean (ms)
7.500	934.980	181.975

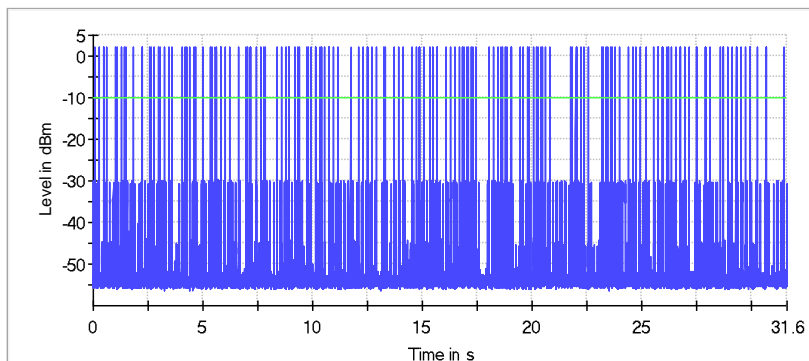
**Transmit Time per Hop**

Min (ms)	Max (ms)	Limit Max for Max (ms)	Limit Min for Max (ms)	Mean (ms)
1.560	1.650	400.000	0.000	1.615

**DwellTime**

Min (ms)	Max (ms)	Mean (ms)
1.660	1.670	1.661

Time of Channel Occupancy(2)



— Trace      — Threshold

**Time of Channel Occupancy(3) (2441 MHz; 10.000 dBm; 1 MHz)**

**Result-3DH5**

DUT Frequency (MHz)	Result	Number of Hops	Average time of occupancy (ms)	Threshold (dBm)
2441.000000	PASS	102	289.940	-10.0

**Periode**

Min (ms)	Max (ms)	Mean (ms)
7.500	1376.210	309.201

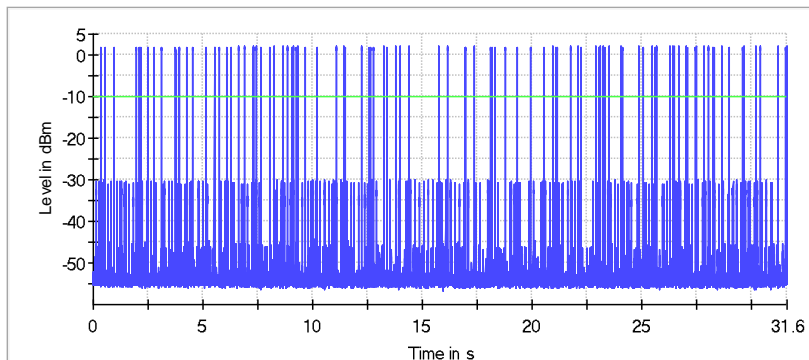
**Transmit Time per Hop**

Min (ms)	Max (ms)	Limit Max for Max (ms)	Limit Min for Max (ms)	Mean (ms)
2.730	2.870	400.000	0.000	2.815

**DwellTime**

Min (ms)	Max (ms)	Mean (ms)
2.910	2.920	2.913

Time of Channel Occupancy(3)

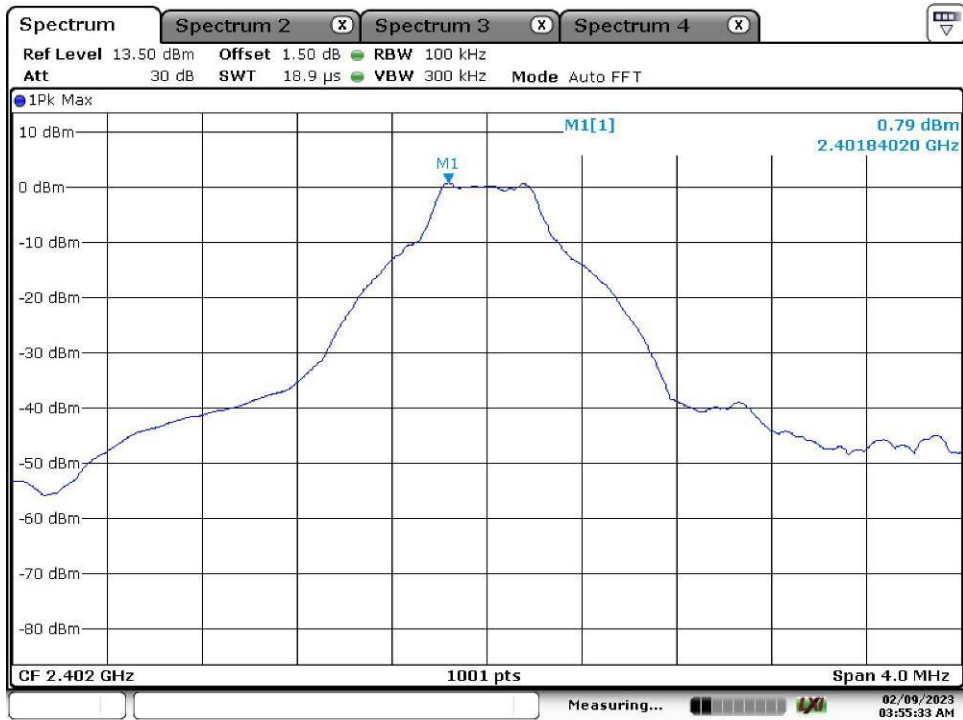


— Trace    — Threshold

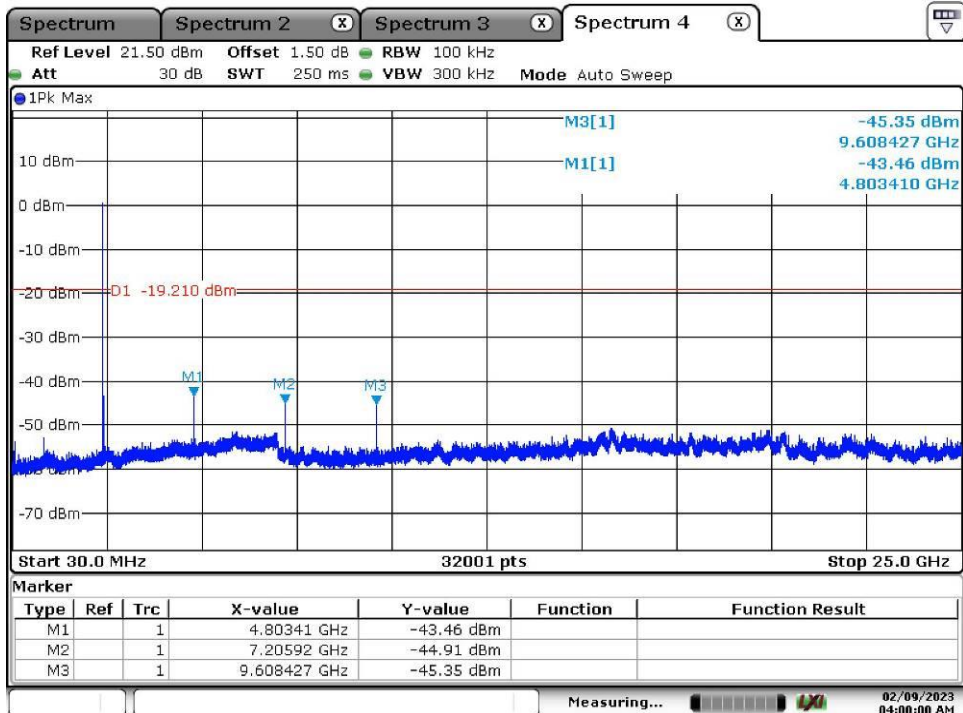
### Appendix A.6: Test Results of Conducted Spurious Emissions Measured in 100 kHz Bandwidth

BR mode (GFSK)

Low Channel

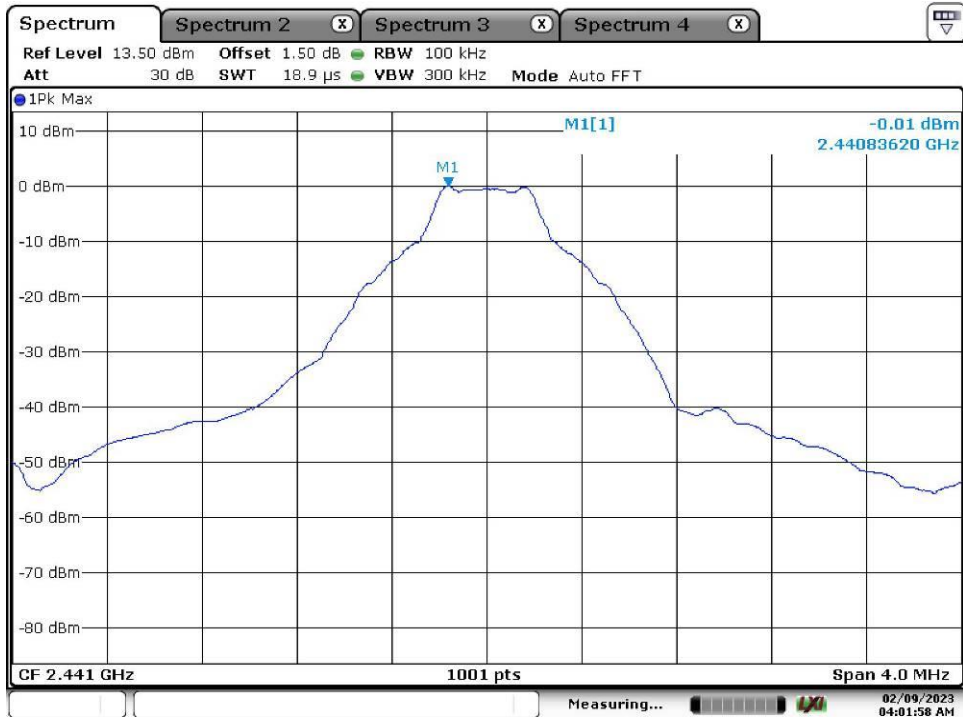


Date: 9.FEB.2023 03:55:32

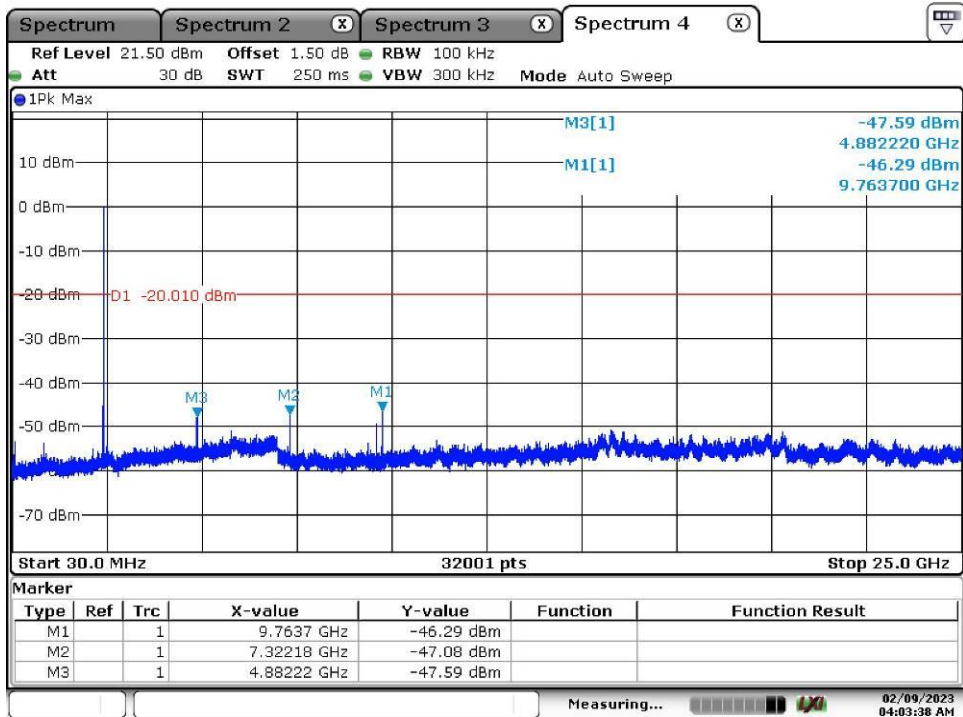


Date: 9.FEB.2023 04:00:00

Middle Channel

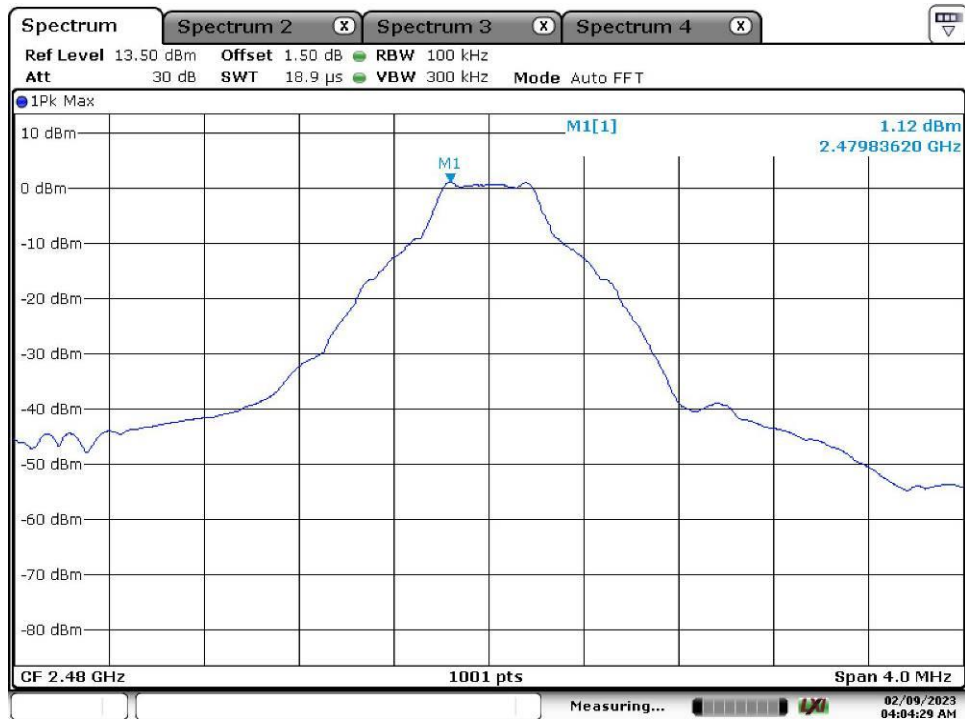


Date: 9.FEB.2023 04:01:57

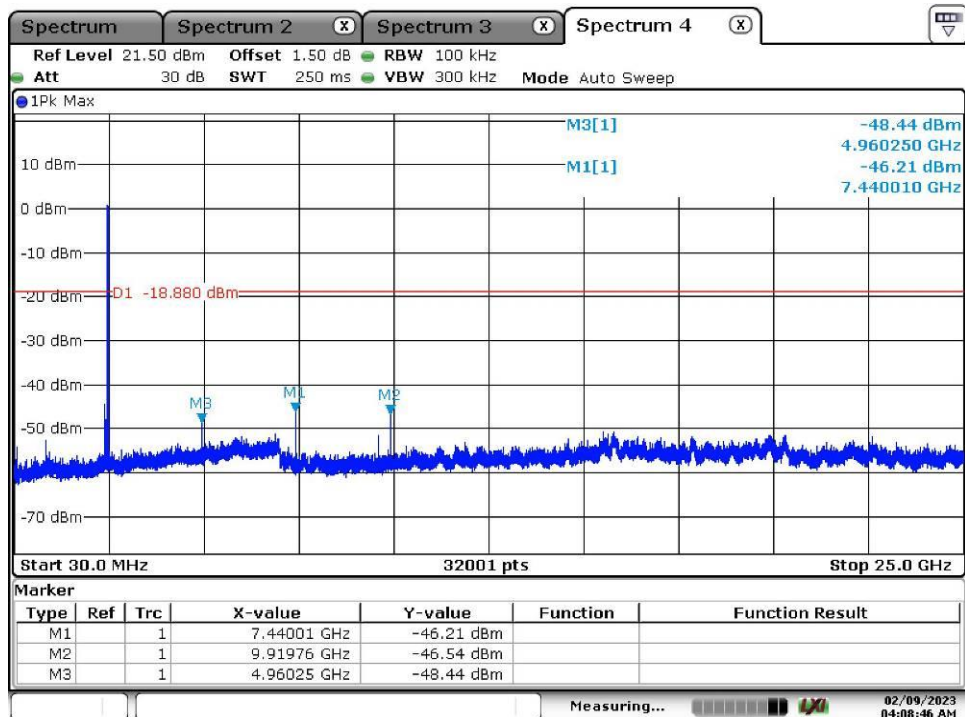


Date: 9.FEB.2023 04:03:38

High Channel

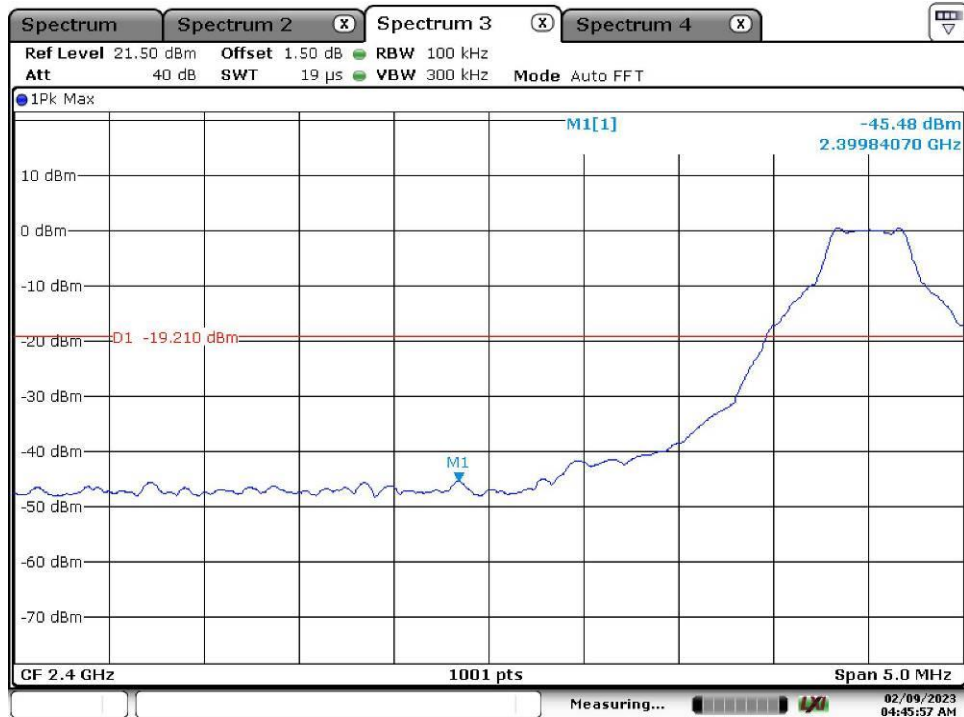


Date: 9.FEB.2023 04:04:29



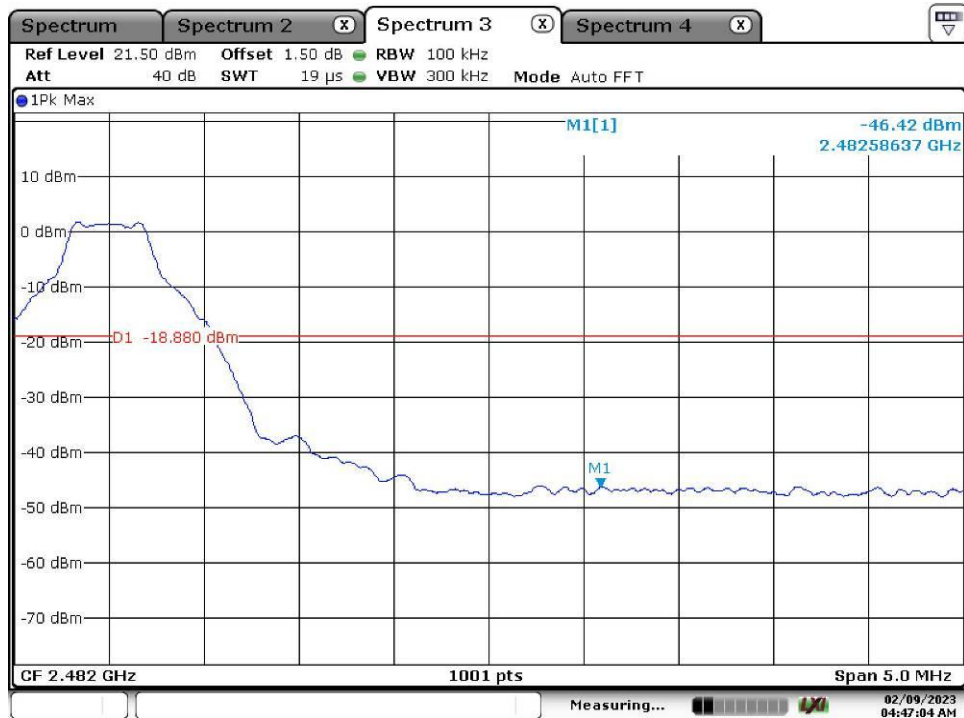
Date: 9.FEB.2023 04:08:46

Band Edge, Low Channel



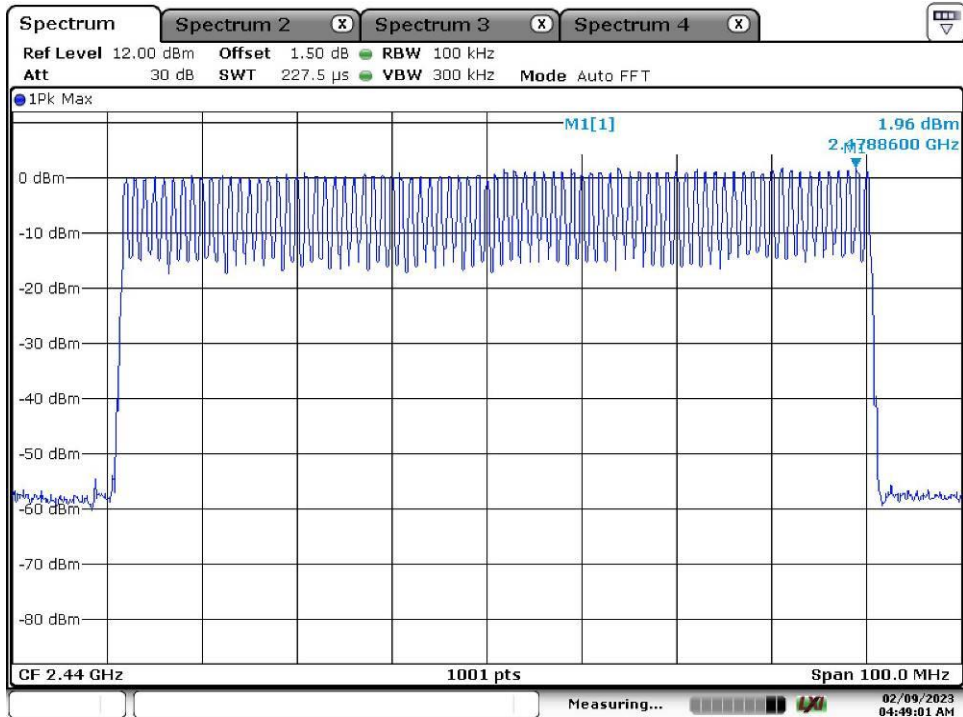
Date: 9.FEB.2023 04:45:56

Band Edge, High Channel

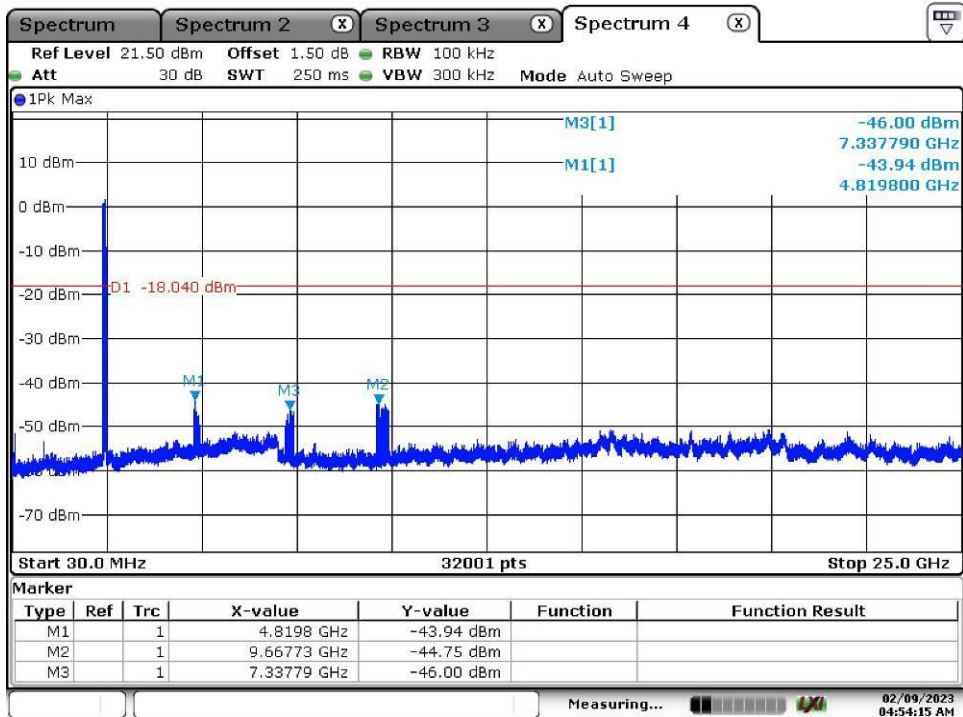


Date: 9.FEB.2023 04:47:04

Hopping Mode



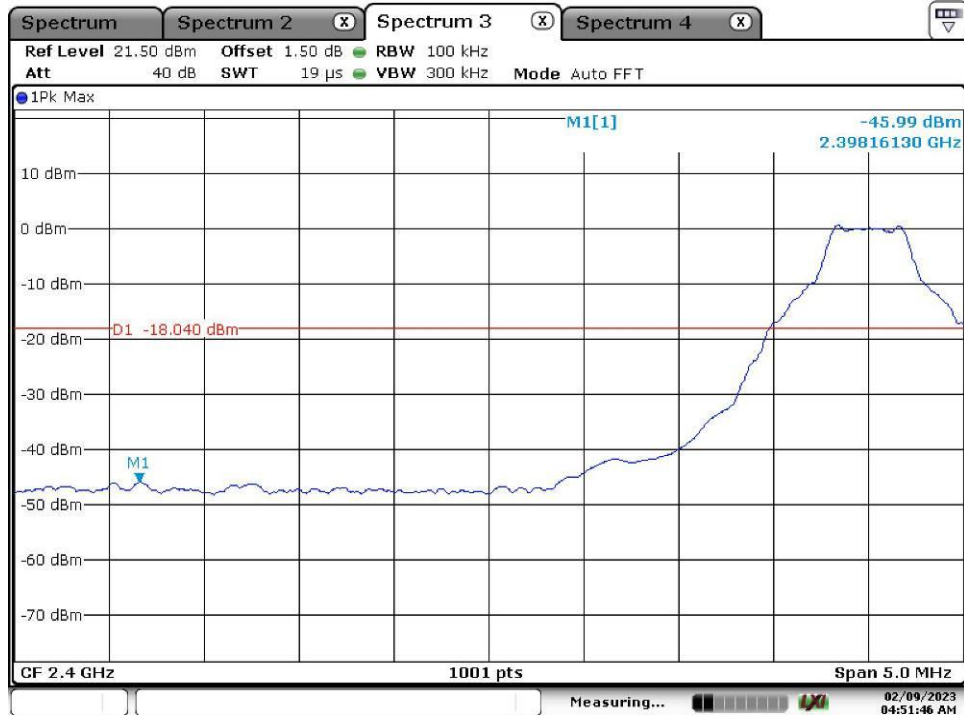
Date: 9.FEB.2023 04:49:01



Date: 9.FEB.2023 04:54:15

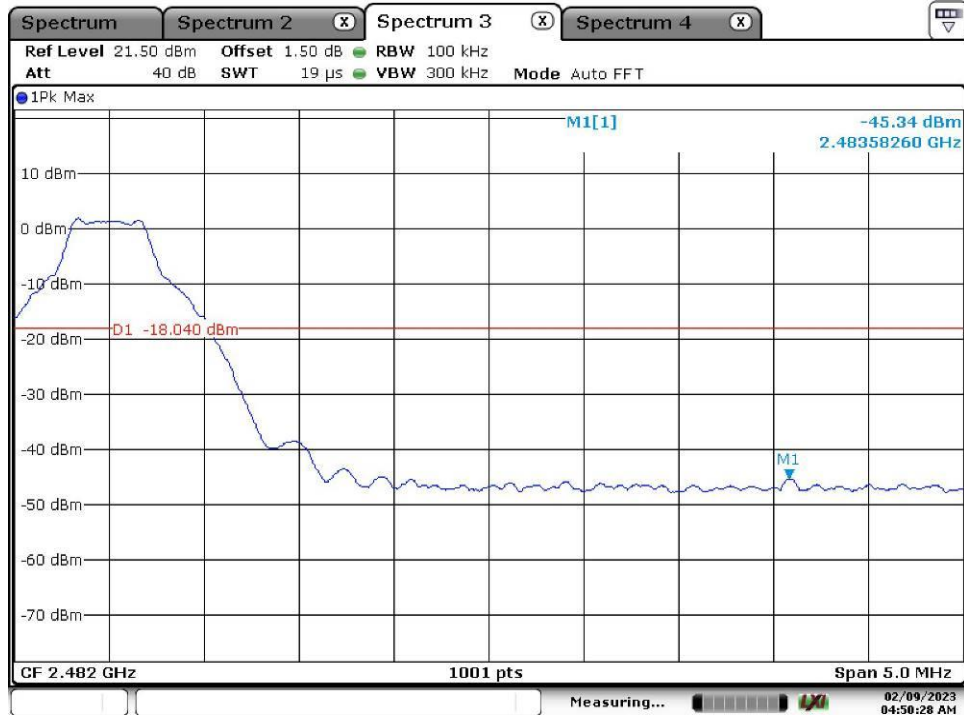


Band Edge, Hopping Mode, Low Channel



Date: 9.FEB.2023 04:51:46

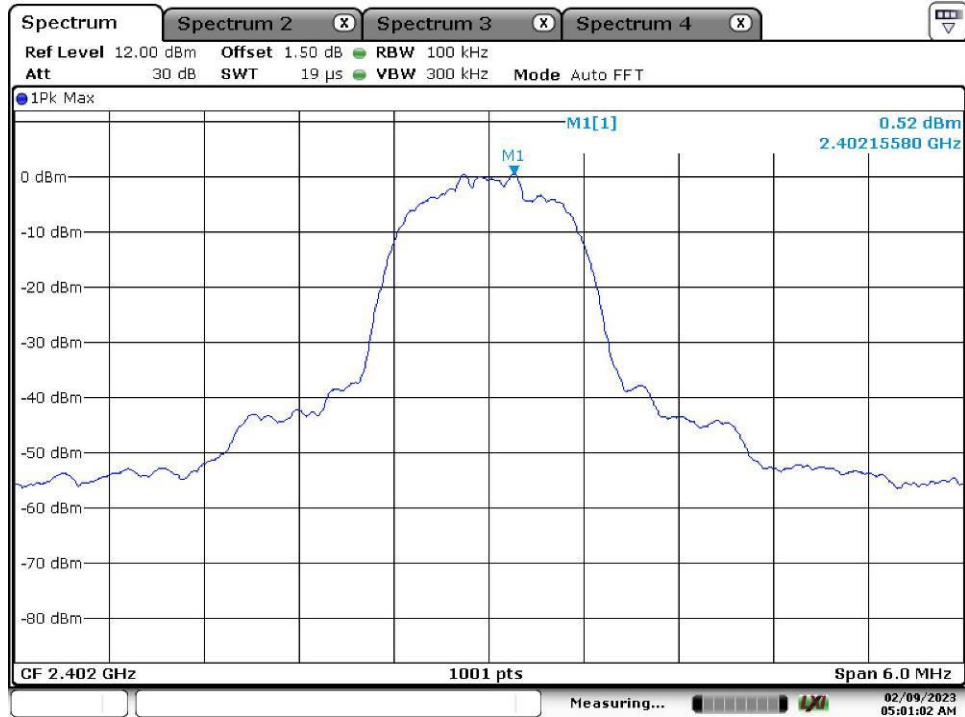
Band Edge, Hopping Mode, High Channle



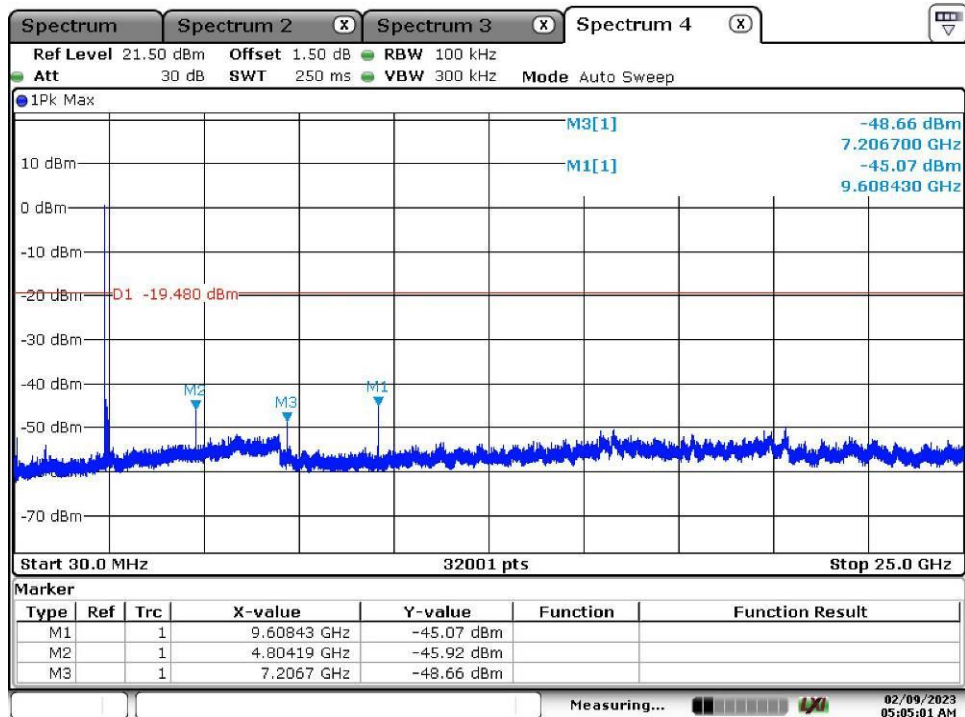
Date: 9.FEB.2023 04:50:28

EDR mode (8DPSK)

Low Channel

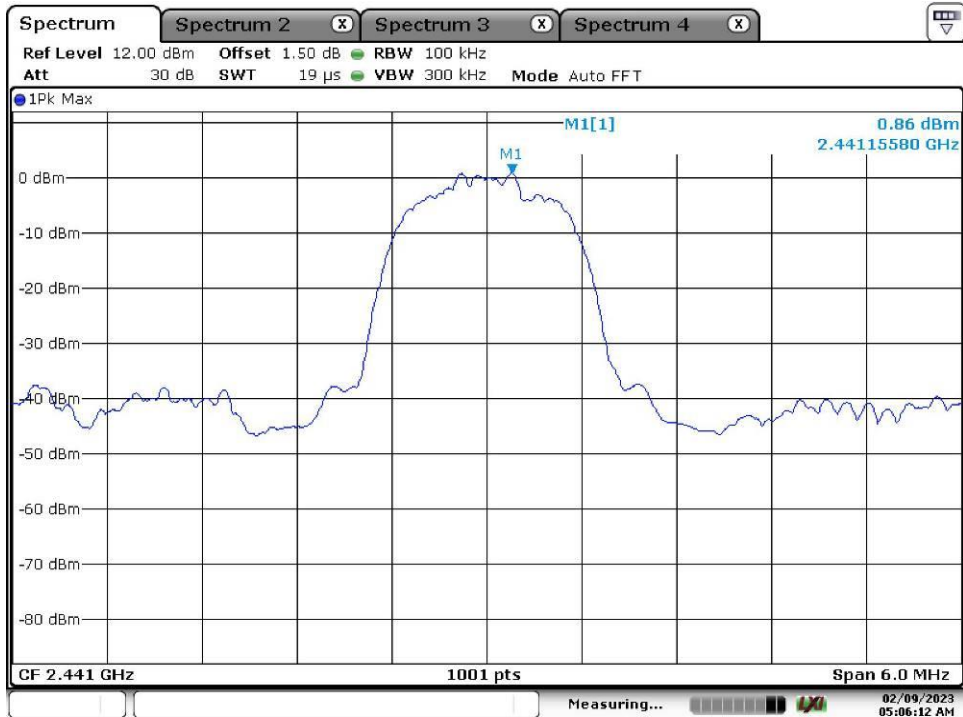


Date: 9.FEB.2023 05:01:02

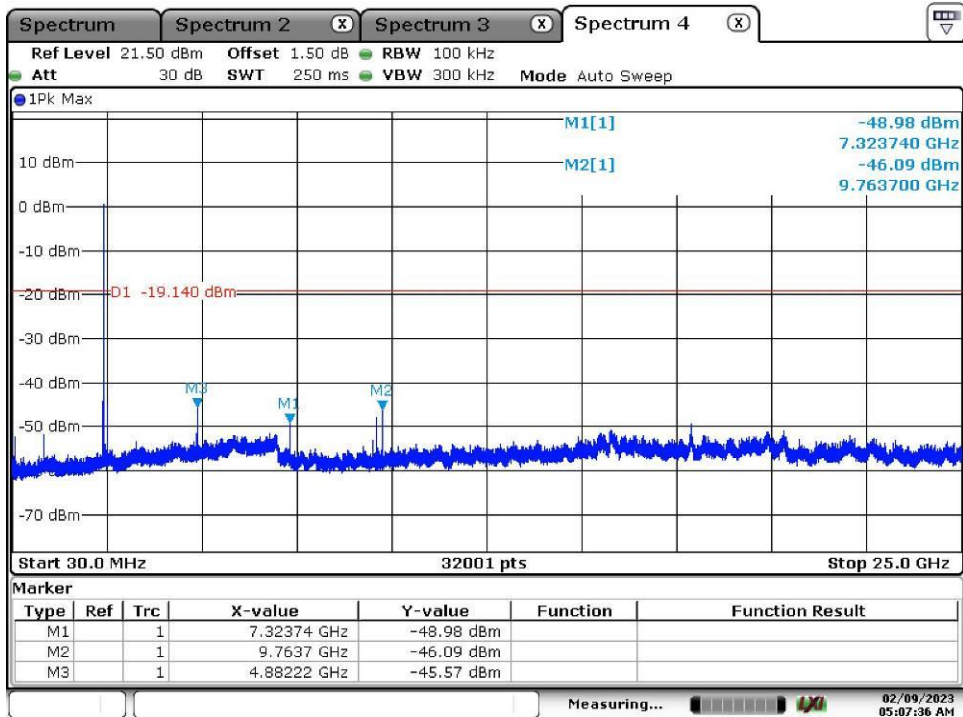


Date: 9.FEB.2023 05:05:00

Middle Channel

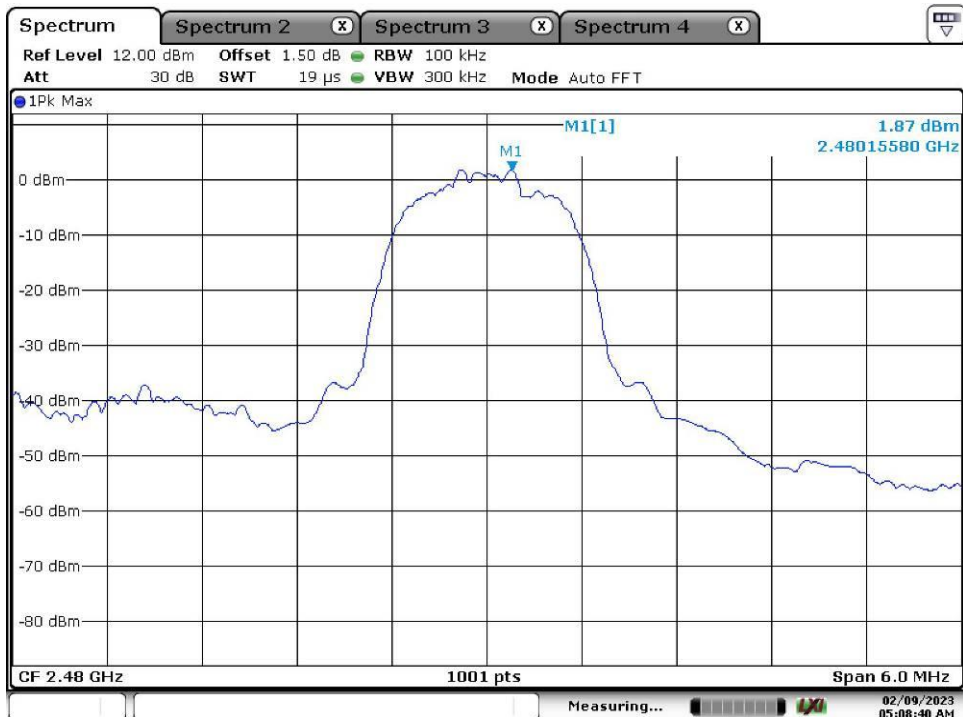


Date: 9.FEB.2023 05:06:12

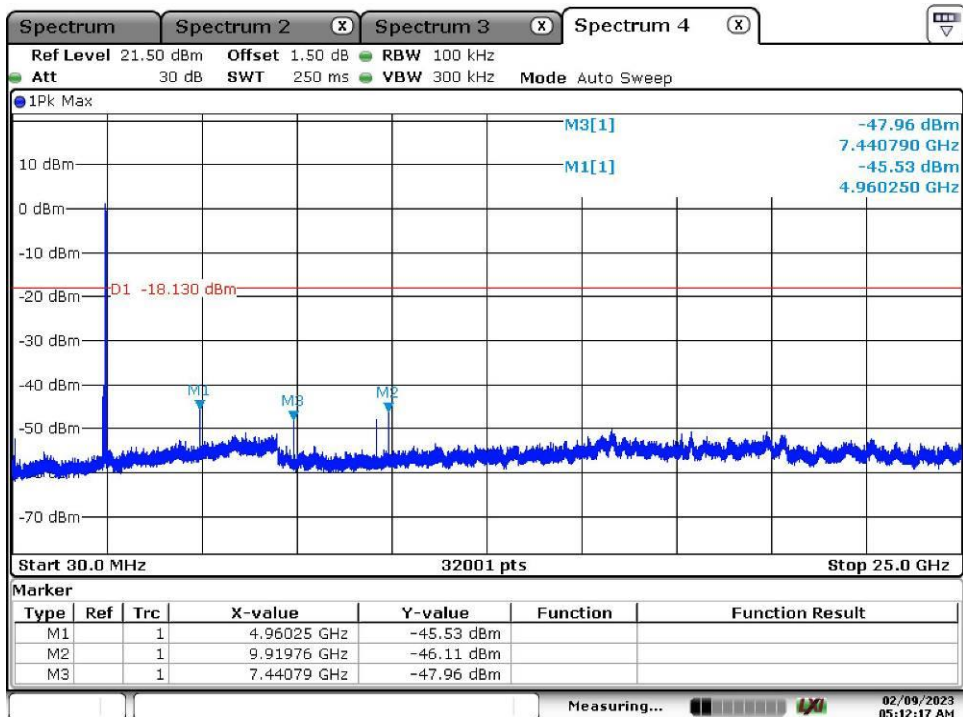


Date: 9.FEB.2023 05:07:35

High Channel

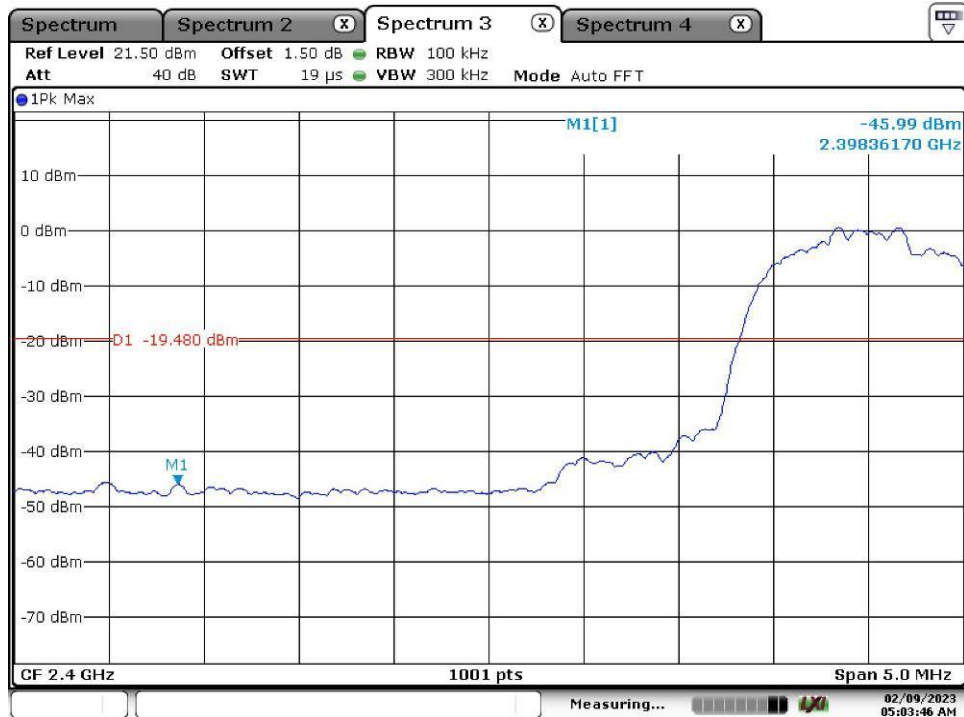


Date: 9.FEB.2023 05:08:40



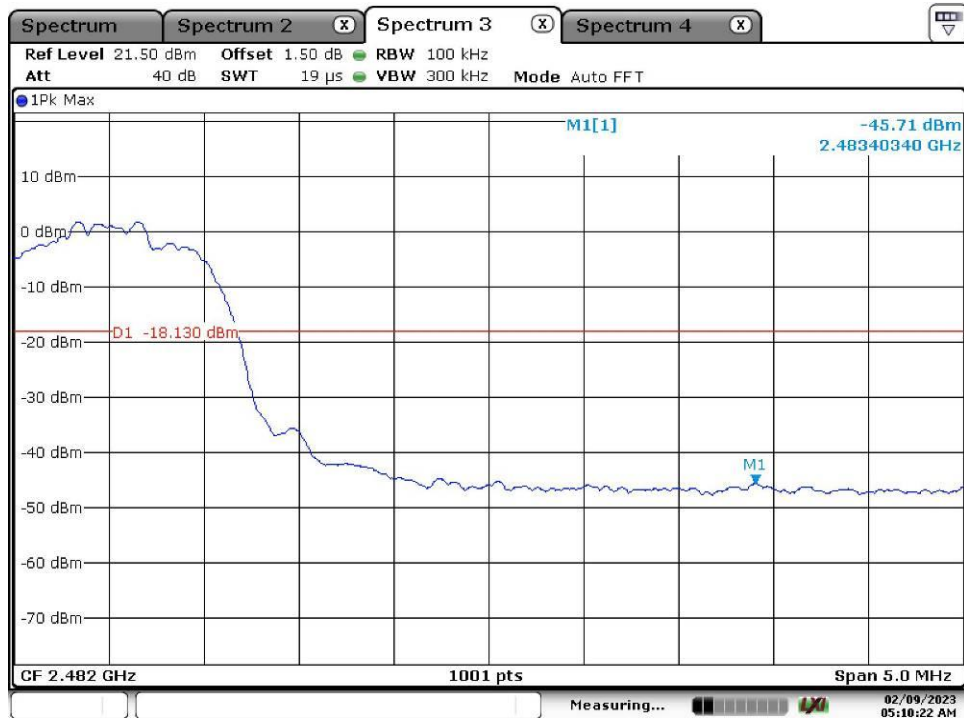
Date: 9.FEB.2023 05:12:17

Band Edge, Low Channel



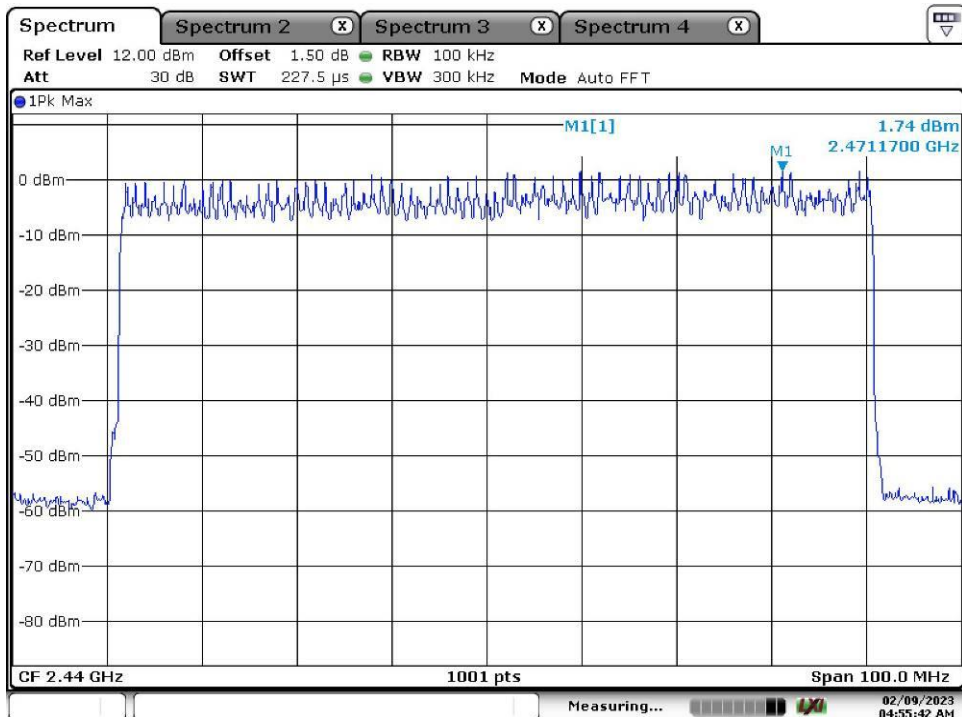
Date: 9.FEB.2023 05:03:46

Band Edge, High Channel

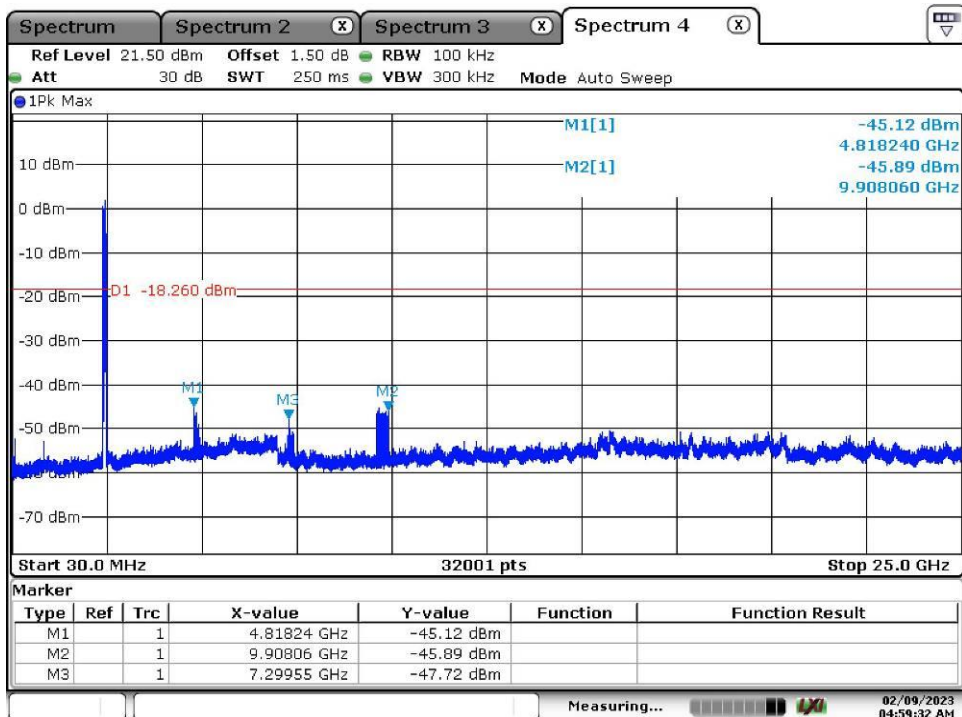


Date: 9.FEB.2023 05:10:22

Hopping Mode



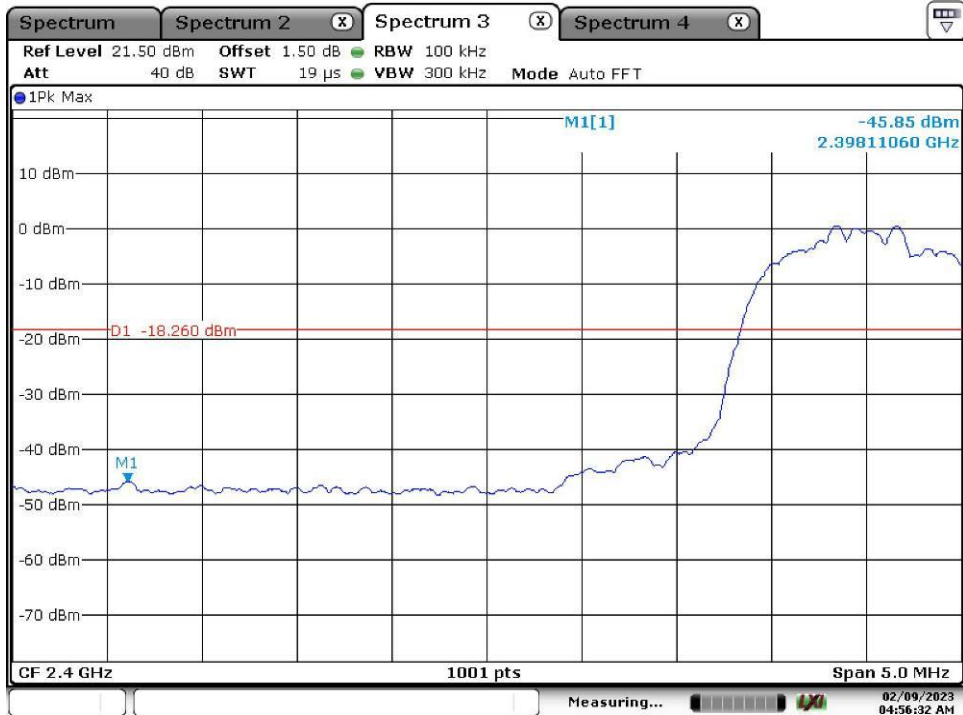
Date: 9.FEB.2023 04:55:42



Date: 9.FEB.2023 04:59:32

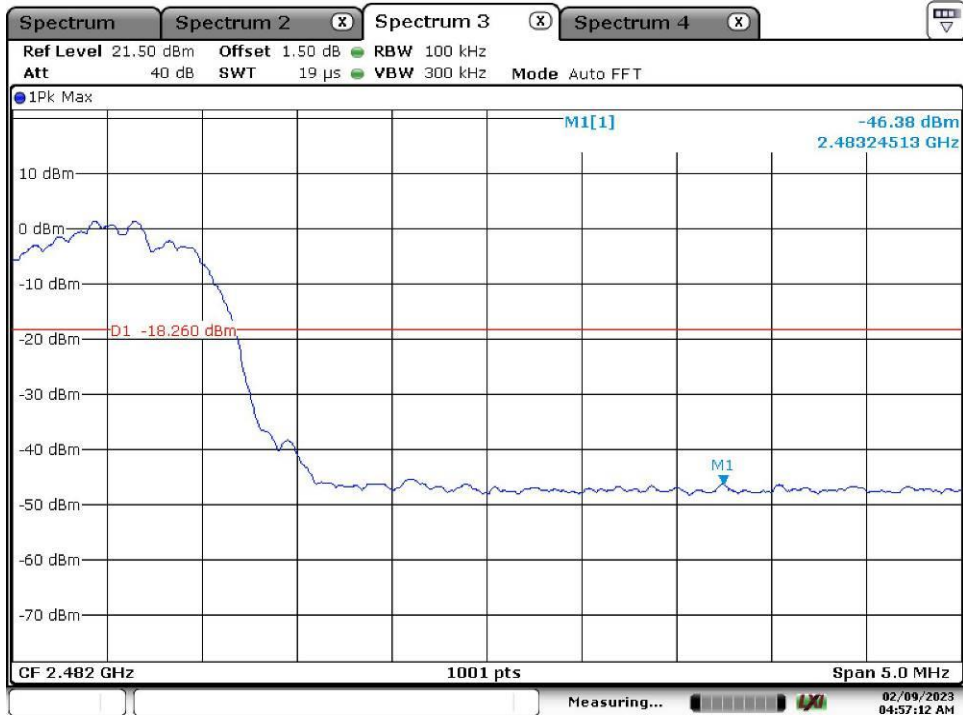


Band Edge, Hopping Mode, Low Channel



Date: 9.FEB.2023 04:56:32

Band Edge, Hopping Mode, High Channel



Date: 9.FEB.2023 04:57:11

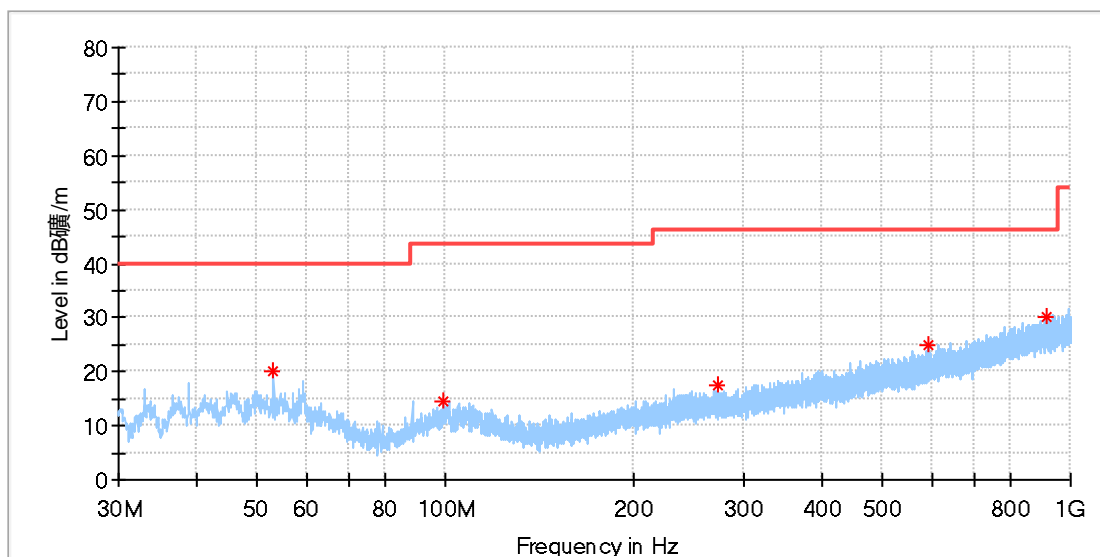
## Appendix A.7: Test Results of Radiated Spurious Emissions

Note: 1. Testing was carried out within frequency range 9kHz to the tenth harmonics. The measurement results below 30MHz and 18GHz - 26.5GHz were greater than 20dB below the limit, so only the radiated spurious emissions from 30MHz to 18GHz were reported. 2. This testing was carried out on different modulations, but only the worst case (GFSK) was presented in this report.

30MHz - 1GHz

### EUT Information

EUT Name:	True Wireless Stereo Earbuds
Model:	WIRTW5GRPRM
Test Mode:	BR_DH5_Mid channel
Order No/Sample No:	168412847/A003405040-002
Test Voltage:	Battery
Remark:	Temp 22 Humi:52%
Test Standard:	FCC 15.247
Tested By:	Kei Zhang
Reviewed By:	Terry Yin



### Critical\_Freqs

Frequency (MHz)	MaxPeak (dBμV/m)	Limit (dBμV/m)	Margin (dB)	Height (cm)	Pol	Azimuth (deg)	Corr. (dB/m)
53.086000	19.92	40.00	20.08	100.0	H	354.0	-18.4
99.306500	14.60	43.50	28.90	100.0	H	120.0	-19.1
273.227500	17.31	46.00	28.69	100.0	H	107.0	-16.9
591.145000	24.85	46.00	21.15	100.0	H	85.0	-10.0
914.737000	29.99	46.00	16.01	100.0	H	327.0	-4.9

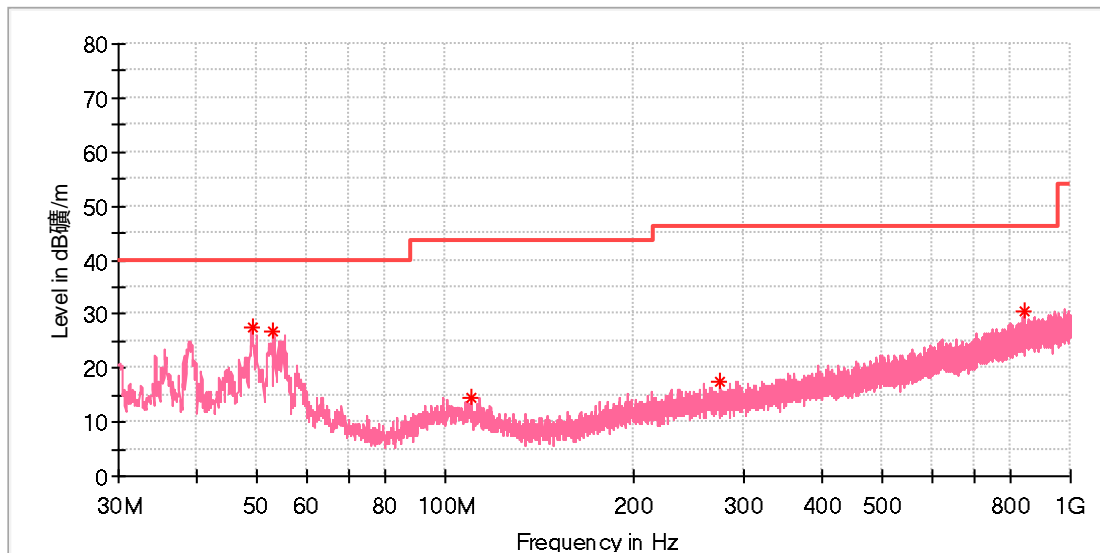
### Final\_Result

Frequency (MHz)	QuasiPeak (dBμV/m)	Limit (dBμV/m)	Margin (dB)	Height (cm)	Pol	Azimuth (deg)	Corr. (dB/m)
---	---	---	---	---		---	---



## EUT Information

EUT Name:	True Wireless Stereo Earbuds
Model:	WIRTWSGRPRM
Test Mode:	BR_DH5_Mid channel
Order No/Sample No:	168412847/A003405040-002
Test Voltage:	Battery
Remark:	Temp 22 Humi:52%
Test Standard:	FCC 15.247
Tested By:	Kei Zhang
Reviewed By:	Terry Yin



## Critical Freqs

Frequency (MHz)	MaxPeak (dBµV/m)	Limit (dBµV/m)	Margin (dB)	Height (cm)	Pol	Azimuth (deg)	Corr. (dB/m)
49.060500	27.38	40.00	12.62	100.0	V	5.0	-18.3
53.086000	26.77	40.00	13.23	100.0	V	125.0	-18.4
109.928000	14.40	43.50	29.10	100.0	V	275.0	-19.1
275.264500	17.32	46.00	28.68	100.0	V	139.0	-16.8
845.091000	30.38	46.00	15.62	100.0	V	215.0	-5.6

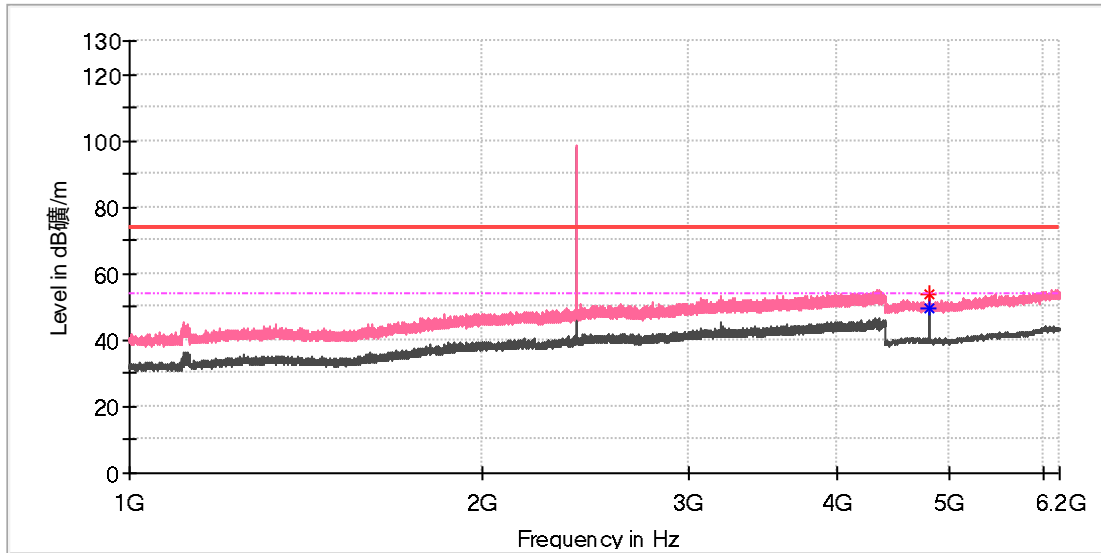
## Final Result

Frequency (MHz)	QuasiPeak (dBµV/m)	Limit (dBµV/m)	Margin (dB)	Height (cm)	Pol	Azimuth (deg)	Corr. (dB/m)
---	---	---	---	---		---	---



### EUT Information

EUT Name: True Wireless Stereo Earbuds  
 Model: WIRTWSGRPRM  
 Test Mode: BR\_DH5\_Low channel  
 Order No/Sample No: 168412847/A003405040-002  
 Test Voltage: Battery  
 Remark: Temp 22 Humi:52%  
 Test Standard: FCC 15.247  
 Tested By: Kei Zhang  
 Reviewed By: Terry Yin



### Critical\_Freqs

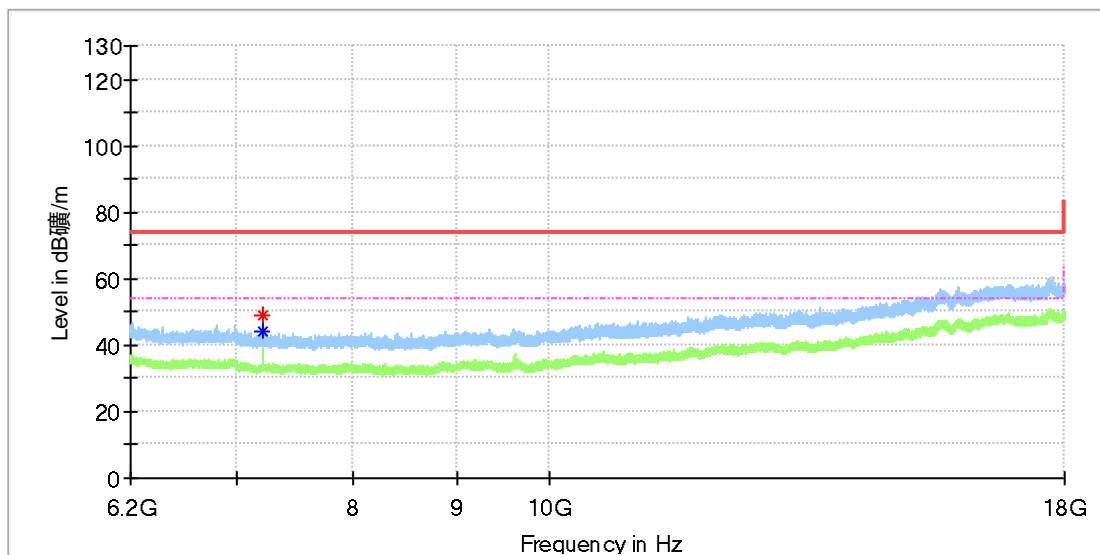
Frequency (MHz)	MaxPeak (dBµV/m)	Average (dBµV/m)	Limit (dBµV/m)	Margin (dB)	Height (cm)	Pol	Azimuth (deg)	Corr. (dB/m)
4804.000000	---	49.31	54.00	4.69	100.0	V	91.0	11.8
4804.000000	54.05	---	74.00	19.95	100.0	V	91.0	11.8

### Final\_Result

Frequency (MHz)	MaxPeak (dBµV/m)	Limit (dBµV/m)	Margin (dB)	Height (cm)	Pol	Azimuth (deg)	Corr. (dB/m)
---	---	---	---	---		---	---

## EUT Information

EUT Name:	True Wireless Stereo Earbuds
Model:	WIRTWSGRPRM
Test Mode:	BR_DH5_Low channel
Order No/Sample No:	168412847/A003405040-002
Test Voltage:	Battery
Remark:	Temp 22 Humi:52%
Test Standard:	FCC 15.247
Tested By:	Kei Zhang
Reviewed By:	Terry Yin



## Critical\_Freqs

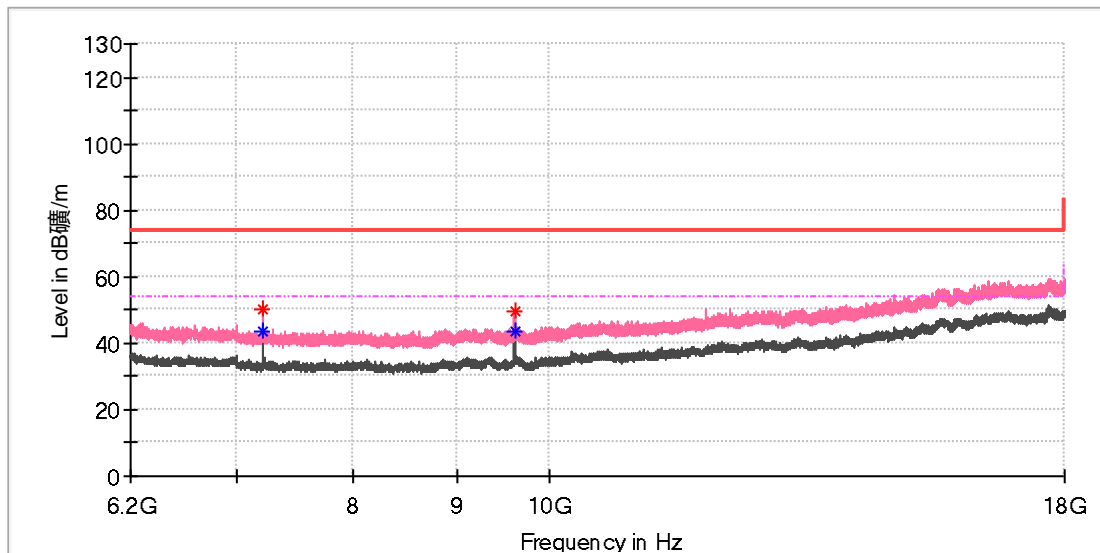
Frequency (MHz)	MaxPeak (dBµV/m)	Average (dBµV/m)	Limit (dBµV/m)	Margin (dB)	Height (cm)	Pol	Azimuth (deg)	Corr. (dB/m)
7205.458333	---	44.19	54.00	9.81	100.0	H	43.0	8.8
7206.441667	49.07	---	74.00	24.93	100.0	H	43.0	8.8

## Final\_Result

Frequency (MHz)	MaxPeak (dBµV/m)	Limit (dBµV/m)	Margin (dB)	Height (cm)	Pol	Azimuth (deg)	Corr. (dB/m)
---	---	---	---	---		---	---

## EUT Information

EUT Name:	True Wireless Stereo Earbuds
Model:	WIRTWSGRPRM
Test Mode:	BR_DH5_Low channel
Order No/Sample No:	168412847/A003405040-002
Test Voltage:	Battery
Remark:	Temp 22 Humi:52%
Test Standard:	FCC 15.247
Tested By:	Kei Zhang
Reviewed By:	Terry Yin



## Critical Freqs

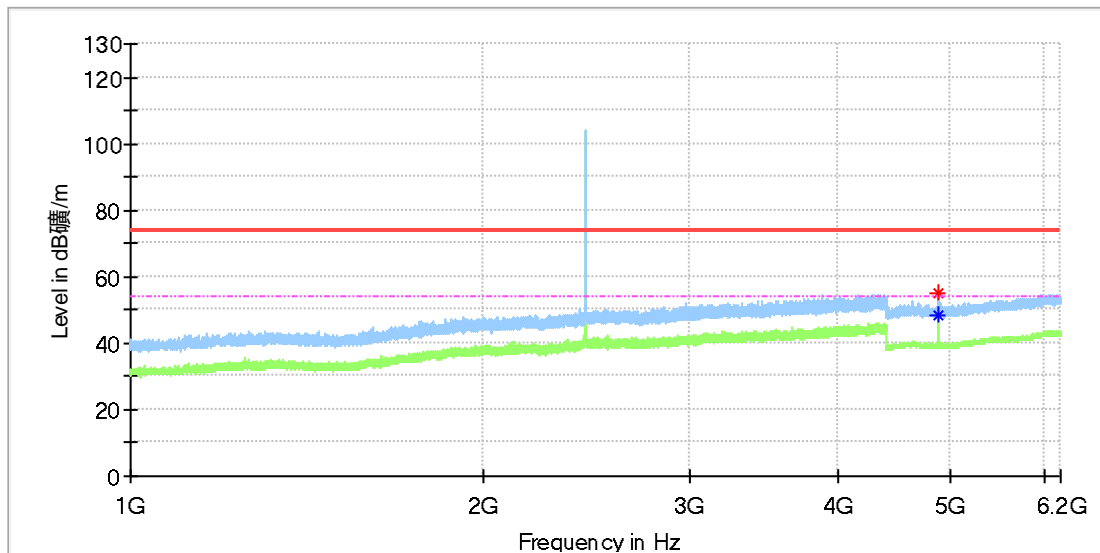
Frequency (MHz)	MaxPeak (dBµV/m)	Average (dBµV/m)	Limit (dBµV/m)	Margin (dB)	Height (cm)	Pol	Azimuth (deg)	Corr. (dB/m)
7204.966667	---	43.49	54.00	10.51	100.0	V	23.0	8.8
7205.458333	49.89	---	74.00	24.11	100.0	V	23.0	8.8
9607.741667	49.62	---	74.00	24.38	100.0	V	0.0	10.4
9607.741667	---	43.28	54.00	10.72	100.0	V	0.0	10.4

## Final Result

Frequency (MHz)	MaxPeak (dBµV/m)	Limit (dBµV/m)	Margin (dB)	Height (cm)	Pol	Azimuth (deg)	Corr. (dB/m)
---	---	---	---	---		---	---

## EUT Information

EUT Name:	True Wireless Stereo Earbuds
Model:	WIRTWSGRPRM
Test Mode:	BR_DH5_Mid channel
Order No/Sample No:	168412847/A003405040-002
Test Voltage:	Battery
Remark:	Temp 22 Humi:52%
Test Standard:	FCC 15.247
Tested By:	Kei Zhang
Reviewed By:	Terry Yin



## Critical\_Freqs

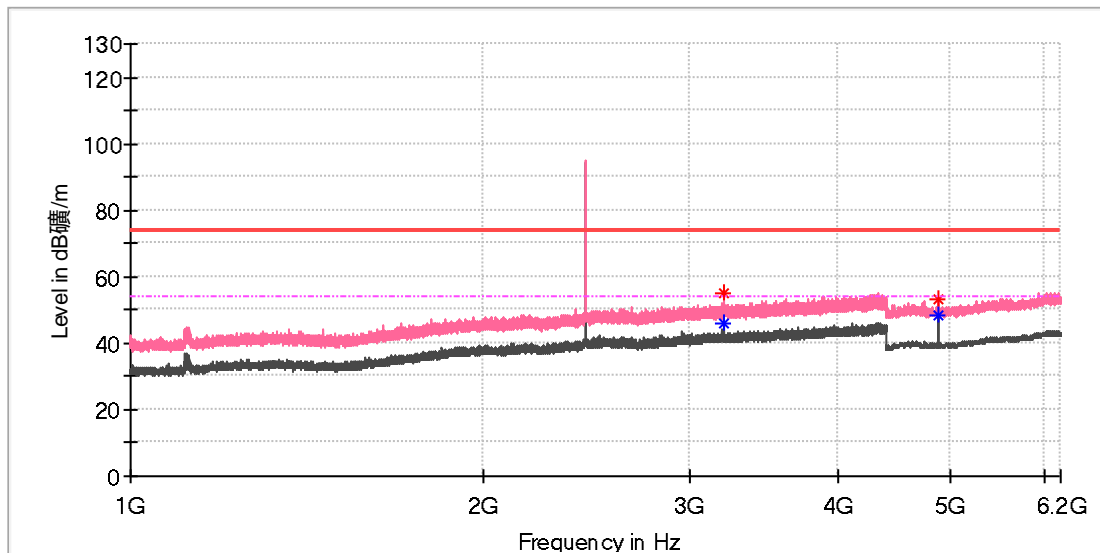
Frequency (MHz)	MaxPeak (dBµV/m)	Average (dBµV/m)	Limit (dBµV/m)	Margin (dB)	Height (cm)	Pol	Azimuth (deg)	Corr. (dB/m)
4882.500000	55.28	---	74.00	18.72	100.0	H	58.0	11.8
4882.500000	---	48.46	54.00	5.54	100.0	H	58.0	11.8

## Final\_Result

Frequency (MHz)	MaxPeak (dBµV/m)	Limit (dBµV/m)	Margin (dB)	Height (cm)	Pol	Azimuth (deg)	Corr. (dB/m)
---	---	---	---	---		---	---

## EUT Information

EUT Name:	True Wireless Stereo Earbuds
Model:	WIRTWSGRPRM
Test Mode:	BR_DH5_Mid channel
Order No/Sample No:	168412847/A003405040-002
Test Voltage:	Battery
Remark:	Temp 22 Humi:52%
Test Standard:	FCC 15.247
Tested By:	Kei Zhang
Reviewed By:	Terry Yin



## Critical Freqs

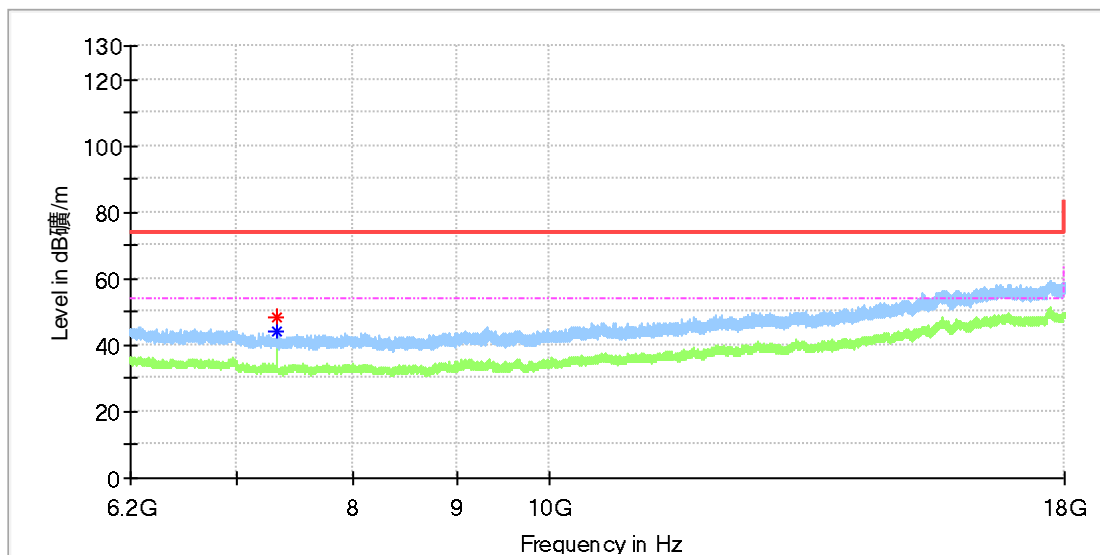
Frequency (MHz)	MaxPeak (dBµV/m)	Average (dBµV/m)	Limit (dBµV/m)	Margin (dB)	Height (cm)	Pol	Azimuth (deg)	Corr. (dB/m)
3198.610000	55.25	---	74.00	18.75	100.0	V	298.0	8.6
3200.140000	---	46.13	54.00	7.87	100.0	V	298.0	8.6
4881.500000	53.28	---	74.00	20.72	100.0	V	90.0	11.8
4882.000000	---	48.48	54.00	5.52	100.0	V	95.0	11.8

## Final Result

Frequency (MHz)	MaxPeak (dBµV/m)	Limit (dBµV/m)	Margin (dB)	Height (cm)	Pol	Azimuth (deg)	Corr. (dB/m)
---	---	---	---	---		---	---

## EUT Information

EUT Name:	True Wireless Stereo Earbuds
Model:	WIRTWSGRPRM
Test Mode:	BR_DH5_Mid channel
Order No/Sample No:	168412847/A003405040-002
Test Voltage:	Battery
Remark:	Temp 22 Humi:52%
Test Standard:	FCC 15.247
Tested By:	Kei Zhang
Reviewed By:	Terry Yin



## Critical\_Freqs

Frequency (MHz)	MaxPeak (dBµV/m)	Average (dBµV/m)	Limit (dBµV/m)	Margin (dB)	Height (cm)	Pol	Azimuth (deg)	Corr. (dB/m)
7322.475000	48.60	---	74.00	25.40	100.0	H	35.0	8.2
7323.458333	---	43.88	54.00	10.12	100.0	H	35.0	8.2

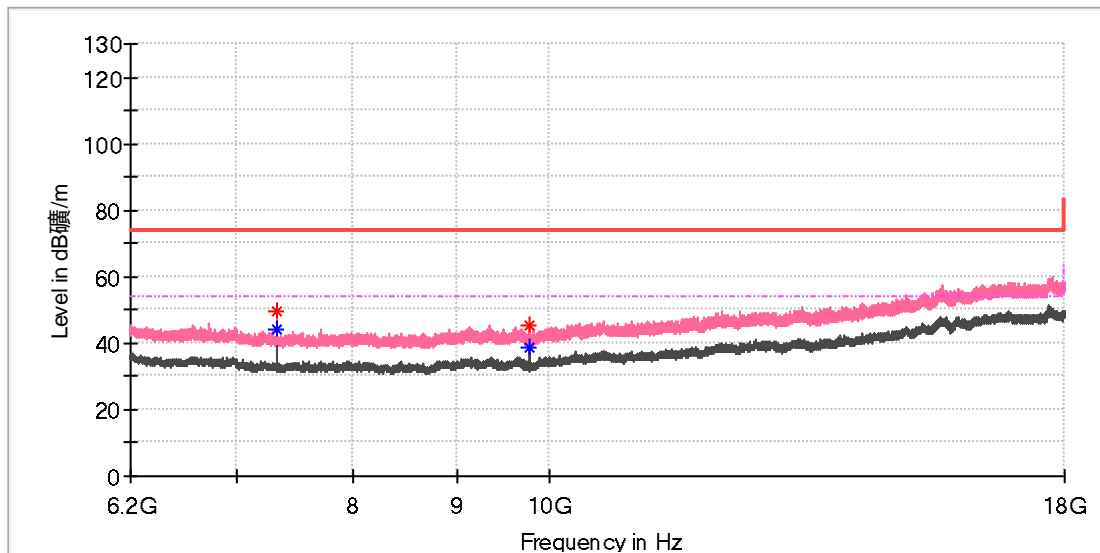
## Final\_Result

Frequency (MHz)	MaxPeak (dBµV/m)	Limit (dBµV/m)	Margin (dB)	Height (cm)	Pol	Azimuth (deg)	Corr. (dB/m)
---	---	---	---	---		---	---



## EUT Information

EUT Name:	True Wireless Stereo Earbuds
Model:	WIRTWSGRPRM
Test Mode:	BR_DH5_Mid channel
Order No/Sample No:	168412847/A003405040-002
Test Voltage:	Battery
Remark:	Temp 22 Humi:52%
Test Standard:	FCC 15.247
Tested By:	Kei Zhang
Reviewed By:	Terry Yin



## Critical Freqs

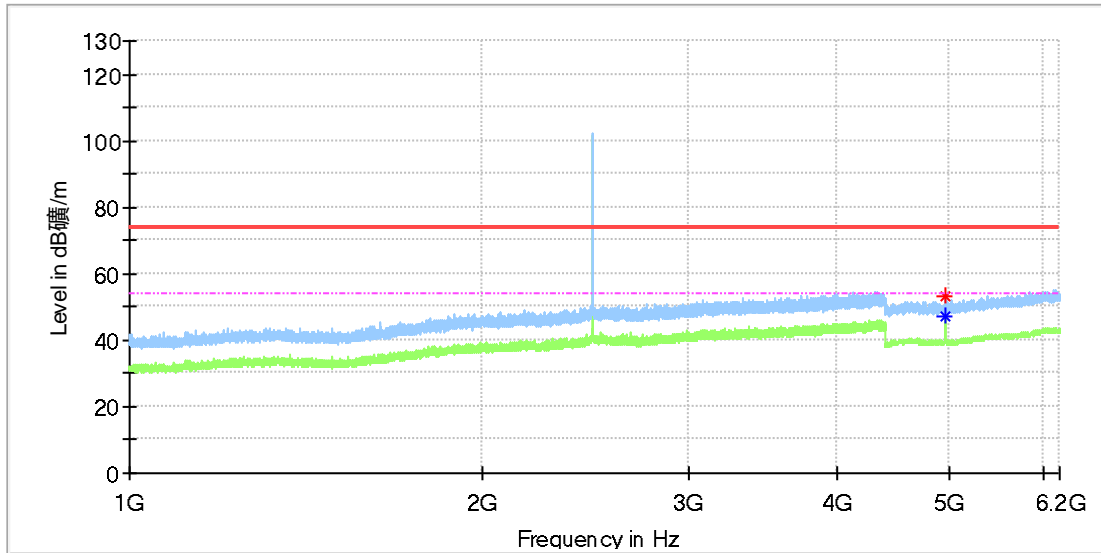
Frequency (MHz)	MaxPeak (dBµV/m)	Average (dBµV/m)	Limit (dBµV/m)	Margin (dB)	Height (cm)	Pol	Azimuth (deg)	Corr. (dB/m)
7322.966667	49.55	---	74.00	24.45	100.0	V	0.0	8.2
7323.458333	---	44.31	54.00	9.69	100.0	V	16.0	8.2
9763.600000	---	38.54	54.00	15.46	100.0	V	0.0	10.4
9763.600000	45.23	---	74.00	28.77	100.0	V	0.0	10.4

## Final Result

Frequency (MHz)	MaxPeak (dBµV/m)	Limit (dBµV/m)	Margin (dB)	Height (cm)	Pol	Azimuth (deg)	Corr. (dB/m)
---	---	---	---	---		---	---

### EUT Information

EUT Name: True Wireless Stereo Earbuds  
 Model: WIRTWSGRPRM  
 Test Mode: BR\_DH5\_High channel  
 Order No/Sample No: 168412847/A003405040-002  
 Test Voltage: Battery  
 Remark: Temp 22 Humi:52%  
 Test Standard: FCC 15.247  
 Tested By: Kei Zhang  
 Reviewed By: Terry Yin



### Critical\_Freqs

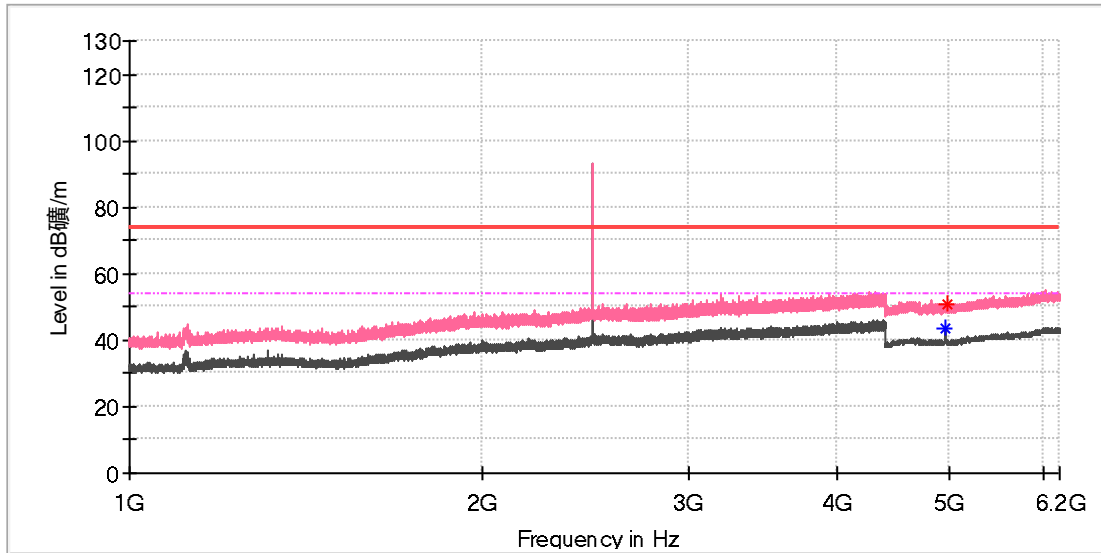
Frequency (MHz)	MaxPeak (dBµV/m)	Average (dBµV/m)	Limit (dBµV/m)	Margin (dB)	Height (cm)	Pol	Azimuth (deg)	Corr. (dB/m)
4960.000000	53.32	---	74.00	20.68	100.0	H	95.0	11.8
4960.000000	---	47.19	54.00	6.81	100.0	H	95.0	11.8

### Final\_Result

Frequency (MHz)	MaxPeak (dBµV/m)	Limit (dBµV/m)	Margin (dB)	Height (cm)	Pol	Azimuth (deg)	Corr. (dB/m)
---	---	---	---	---		---	---

### EUT Information

EUT Name: True Wireless Stereo Earbuds  
 Model: WIRTWSGRPRM  
 Test Mode: BR\_DH5\_High channel  
 Order No/Sample No: 168412847/A003405040-002  
 Test Voltage: Battery  
 Remark: Temp 22 Humi:52%  
 Test Standard: FCC 15.247  
 Tested By: Kei Zhang  
 Reviewed By: Terry Yin



### Critical\_Freqs

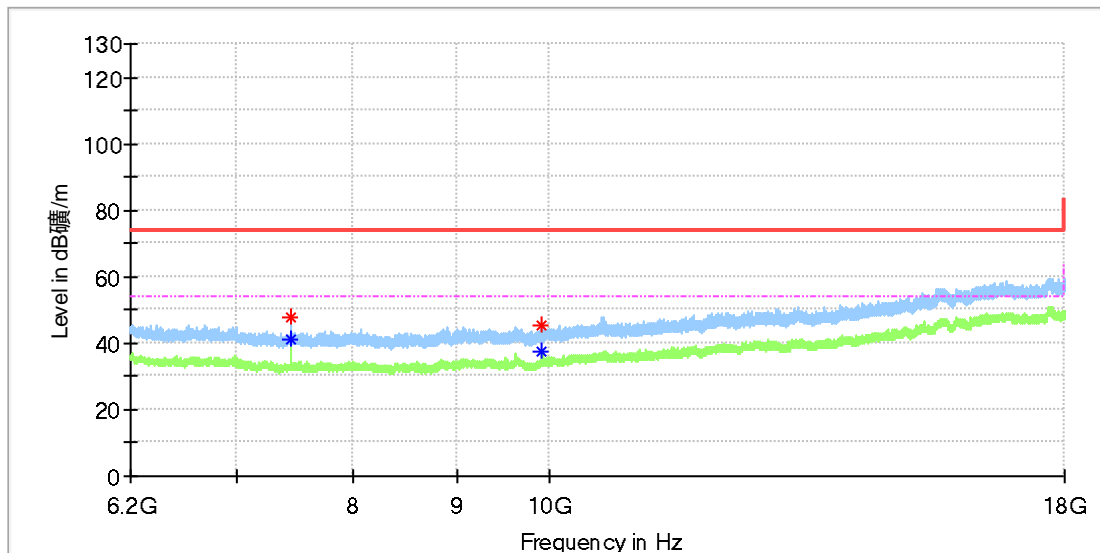
Frequency (MHz)	MaxPeak (dBµV/m)	Average (dBµV/m)	Limit (dBµV/m)	Margin (dB)	Height (cm)	Pol	Azimuth (deg)	Corr. (dB/m)
4959.500000	---	43.40	54.00	10.60	100.0	V	1.0	11.8
4976.500000	51.09	---	74.00	22.91	100.0	V	177.0	11.8

### Final\_Result

Frequency (MHz)	MaxPeak (dBµV/m)	Limit (dBµV/m)	Margin (dB)	Height (cm)	Pol	Azimuth (deg)	Corr. (dB/m)
---	---	---	---	---		---	---

## EUT Information

EUT Name:	True Wireless Stereo Earbuds
Model:	WIRTWSGRPRM
Test Mode:	BR_DH5_High channel
Order No/Sample No:	168412847/A003405040-002
Test Voltage:	Battery
Remark:	Temp 22 Humi:52%
Test Standard:	FCC 15.247
Tested By:	Kei Zhang
Reviewed By:	Terry Yin



## Critical Freqs

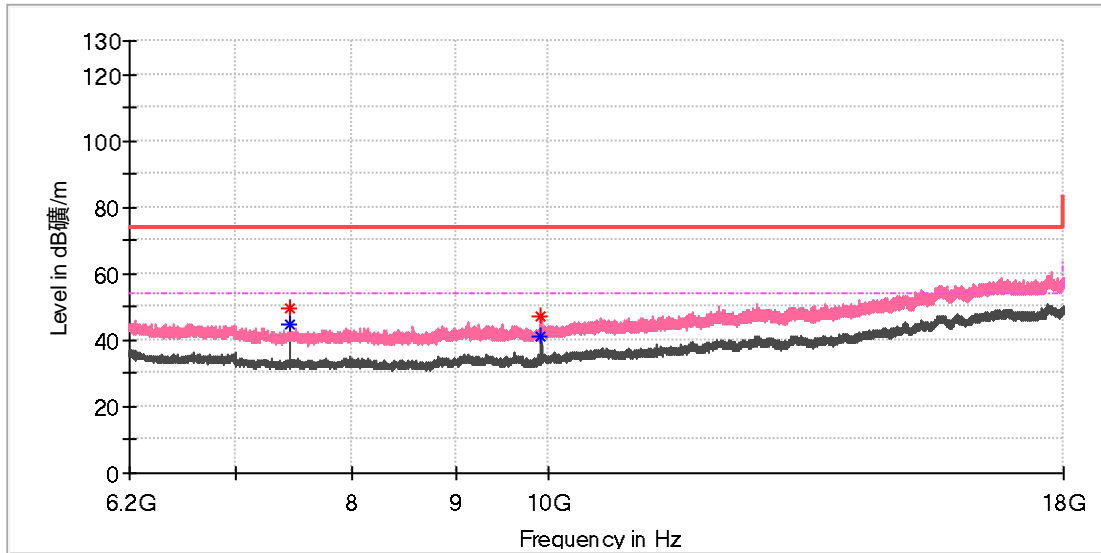
Frequency (MHz)	MaxPeak (dBµV/m)	Average (dBµV/m)	Limit (dBµV/m)	Margin (dB)	Height (cm)	Pol	Azimuth (deg)	Corr. (dB/m)
7439.491667	47.77	---	74.00	26.23	100.0	H	37.0	8.4
7440.475000	---	41.29	54.00	12.71	100.0	H	37.0	8.4
9919.458333	45.30	---	74.00	28.70	100.0	H	62.0	10.8
9919.950000	---	37.76	54.00	16.24	100.0	H	74.0	10.8

## Final Result

Frequency (MHz)	MaxPeak (dBµV/m)	Limit (dBµV/m)	Margin (dB)	Height (cm)	Pol	Azimuth (deg)	Corr. (dB/m)
---	---	---	---	---		---	---

### EUT Information

EUT Name: True Wireless Stereo Earbuds  
 Model: WIRTWSGRPRM  
 Test Mode: BR\_DH5\_High channel  
 Order No/Sample No: 168412847/A003405040-002  
 Test Voltage: Battery  
 Remark: Temp 22 Humi:52%  
 Test Standard: FCC 15.247  
 Tested By: Kei Zhang  
 Reviewed By: Terry Yin



### Critical Freqs

Frequency (MHz)	MaxPeak (dBµV/m)	Average (dBµV/m)	Limit (dBµV/m)	Margin (dB)	Height (cm)	Pol	Azimuth (deg)	Corr. (dB/m)
7439.491667	---	44.44	54.00	9.56	100.0	V	3.0	8.4
7439.491667	49.68	---	74.00	24.32	100.0	V	3.0	8.4
9919.458333	47.31	---	74.00	26.69	100.0	V	3.0	10.8
9919.950000	---	41.04	54.00	12.96	100.0	V	195.0	10.8

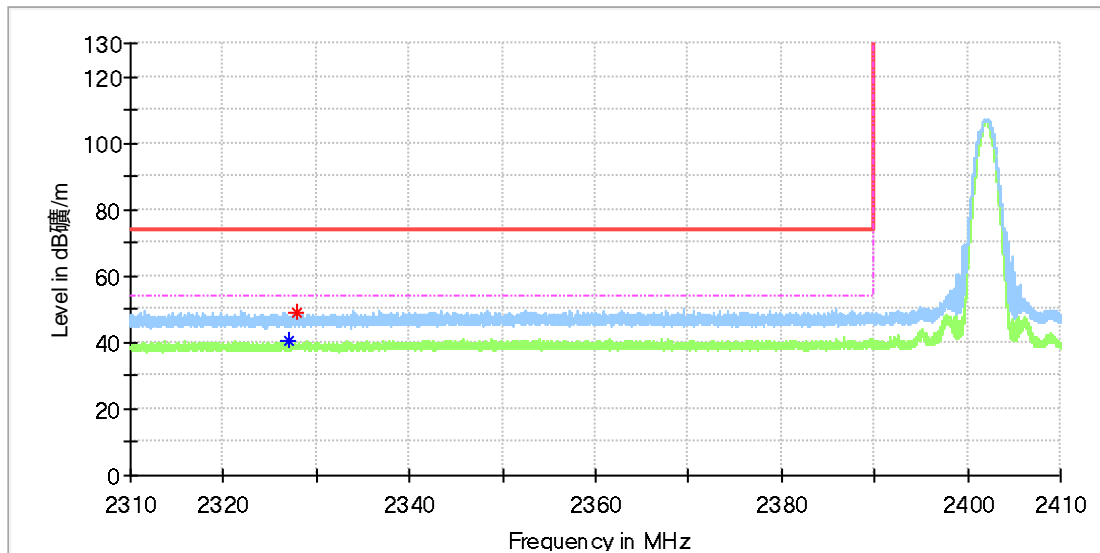
### Final Result

Frequency (MHz)	MaxPeak (dBµV/m)	Limit (dBµV/m)	Margin (dB)	Height (cm)	Pol	Azimuth (deg)	Corr. (dB/m)
---	---	---	---	---		---	---

## Appendix A.8: Test Results of Radiated Emissions in Restricted Bands

### EUT Information

EUT Name:	True Wireless Stereo Earbuds
Model:	WIRTW5GRPRM
Test Mode:	BR_DH5_Low channel
Order No/Sample No:	168412847/A003405040-002
Test Voltage:	Battery
Remark:	Temp 22 Humi:52%
Test Standard:	FCC 15.247
Tested By:	Kei Zhang
Reviewed By:	Terry Yin



### Critical Freqs

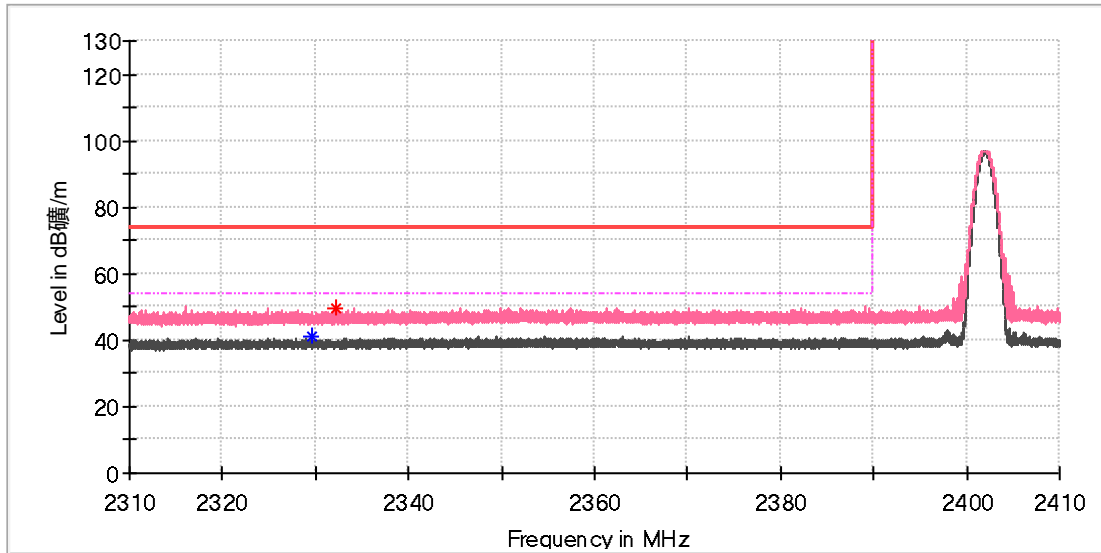
Frequency (MHz)	MaxPeak (dBµV/m)	Average (dBµV/m)	Limit (dBµV/m)	Margin (dB)	Height (cm)	Pol	Azimuth (deg)	Corr. (dB/m)
2327.055000	---	40.21	54.00	13.79	100.0	H	185.0	6.7
2327.795000	49.11	---	74.00	24.89	100.0	H	262.0	6.7

### Final Result

Frequency (MHz)	MaxPeak (dBµV/m)	Limit (dBµV/m)	Margin (dB)	Height (cm)	Pol	Azimuth (deg)	Corr. (dB/m)
---	---	---	---	---		---	---

### EUT Information

EUT Name:	True Wireless Stereo Earbuds
Model:	WIRTWSGRPRM
Test Mode:	BR_DH5_Low channel
Order No/Sample No:	168412847/A003405040-002
Test Voltage:	Battery
Remark:	Temp 22 Humi:52%
Test Standard:	FCC 15.247
Tested By:	Kei Zhang
Reviewed By:	Terry Yin



### Critical\_Freqs

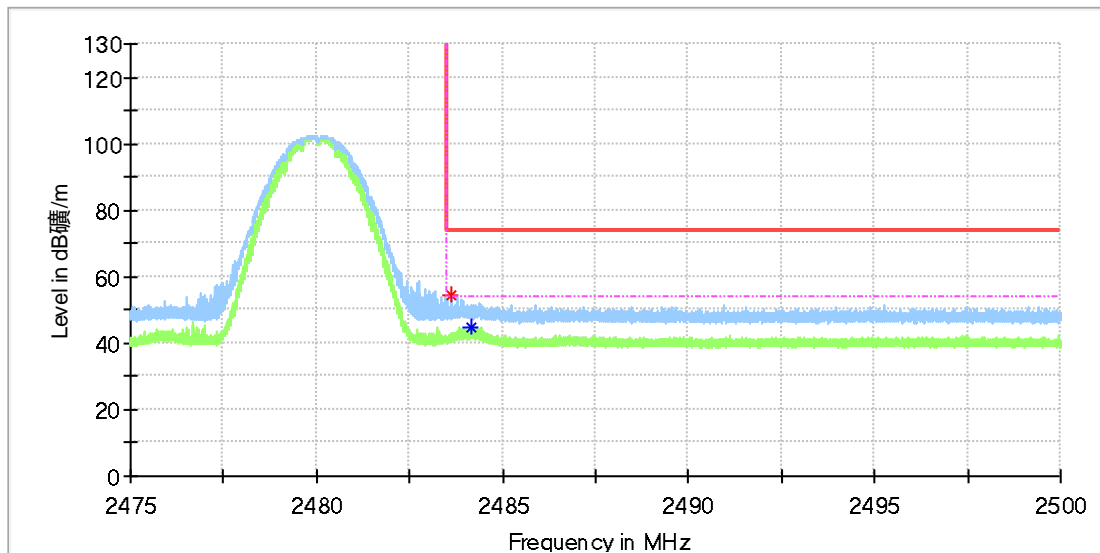
Frequency (MHz)	MaxPeak (dBµV/m)	Average (dBµV/m)	Limit (dBµV/m)	Margin (dB)	Height (cm)	Pol	Azimuth (deg)	Corr. (dB/m)
2329.615000	---	40.99	54.00	13.01	100.0	V	187.0	6.7
2332.275000	49.68	---	74.00	24.32	100.0	V	101.0	6.7

### Final\_Result

Frequency (MHz)	MaxPeak (dBµV/m)	Limit (dBµV/m)	Margin (dB)	Height (cm)	Pol	Azimuth (deg)	Corr. (dB/m)
---	---	---	---	---		---	---

## EUT Information

EUT Name:	True Wireless Stereo Earbuds
Model:	WIRTWSGRPRM
Test Mode:	BR_DH5_High channel
Order No/Sample No:	168412847/A003405040-002
Test Voltage:	Battery
Remark:	Temp 22 Humi:52%
Test Standard:	FCC 15.247
Tested By:	Kei Zhang
Reviewed By:	Terry Yin



## Critical\_Freqs

Frequency (MHz)	MaxPeak (dBµV/m)	Average (dBµV/m)	Limit (dBµV/m)	Margin (dB)	Height (cm)	Pol	Azimuth (deg)	Corr. (dB/m)
2483.645000	54.25	---	74.00	19.75	100.0	H	239.0	7.4
2484.146250	---	44.76	54.00	9.24	100.0	H	162.0	7.4

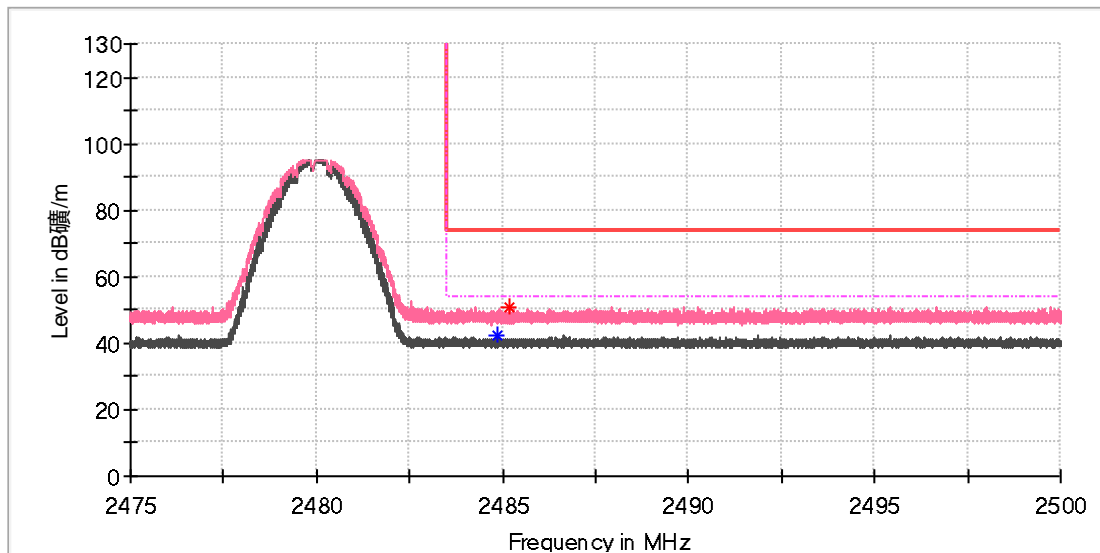
## Final\_Result

Frequency (MHz)	MaxPeak (dBµV/m)	Limit (dBµV/m)	Margin (dB)	Height (cm)	Pol	Azimuth (deg)	Corr. (dB/m)
---	---	---	---	---		---	---



## EUT Information

EUT Name:	True Wireless Stereo Earbuds
Model:	WIRTWSGRPRM
Test Mode:	BR_DH5_High channel
Order No/Sample No:	168412847/A003405040-002
Test Voltage:	Battery
Remark:	Temp 22 Humi:52%
Test Standard:	FCC 15.247
Tested By:	Kei Zhang
Reviewed By:	Terry Yin



## Critical\_Freqs

Frequency (MHz)	MaxPeak (dBµV/m)	Average (dBµV/m)	Limit (dBµV/m)	Margin (dB)	Height (cm)	Pol	Azimuth (deg)	Corr. (dB/m)
2484.883750	---	42.50	54.00	11.50	100.0	V	62.0	7.4
2485.185000	50.96	---	74.00	23.04	100.0	V	246.0	7.4

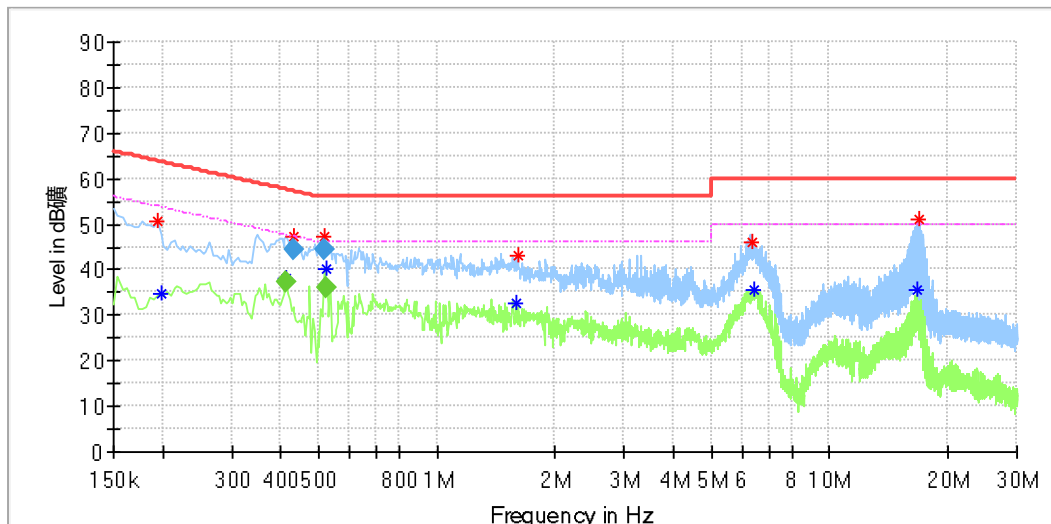
## Final\_Result

Frequency (MHz)	MaxPeak (dBµV/m)	Limit (dBµV/m)	Margin (dB)	Height (cm)	Pol	Azimuth (deg)	Corr. (dB/m)
---	---	---	---	---		---	---

## Appendix A.9: Test Results of Conducted Emission

### EUT Information

EUT Name: True Wireless Stereo Earbuds  
 Order Number: 168412847  
 Model: WIRTWSGRPRM  
 Test Mode: Charging box with Earbuds as charging by PC  
 Test Voltage: AC 120V/60Hz  
 Test Standard: FCC Part 15C  
 Test By./Review By: Guangshen cen/Gary Chen  
 Tem./Hum./Pressure: 23.2°C/50.6%/101kPa  
 Remark: SR2



### Critical\_Freqs

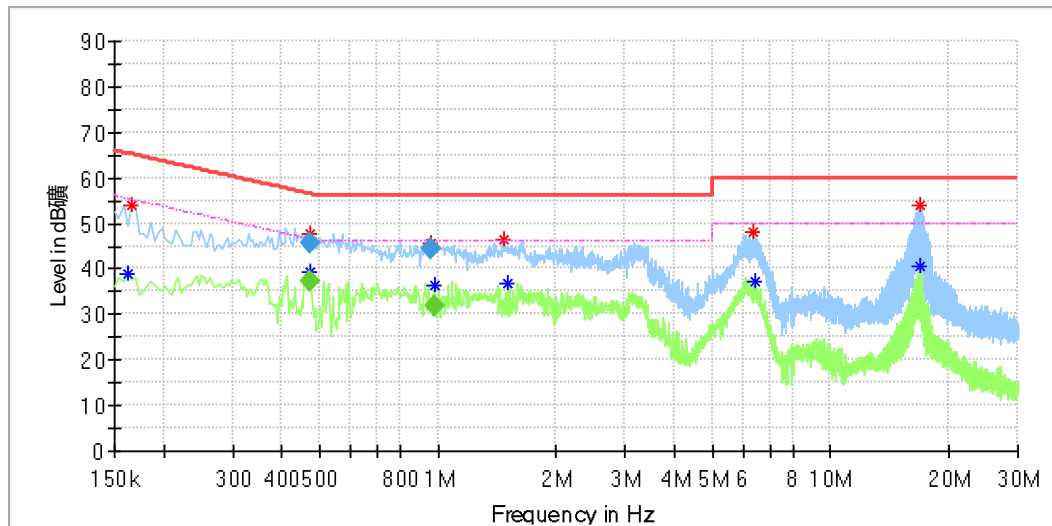
Frequency (MHz)	MaxPeak (dBμV)	Average (dBμV)	Limit (dBμV)	Margin (dB)	Line	Corr. (dB)
0.194000	50.71	---	63.86	13.16	L1	9.9
0.198000	---	34.86	53.69	18.84	L1	9.9
0.414500	---	38.12	47.65	9.53	L1	9.9
0.429500	47.19	---	57.25	10.06	L1	9.9
0.518500	47.45	---	56.00	8.55	L1	10.0
0.522500	---	40.03	46.00	5.97	L1	10.0
1.594000	---	32.79	46.00	13.21	L1	10.1
1.602000	43.15	---	56.00	12.85	L1	10.1
6.342000	46.01	---	60.00	13.99	L1	10.3
6.410000	---	35.43	50.00	14.57	L1	10.3
16.786000	---	35.50	50.00	14.50	L1	10.4
16.866000	50.92	---	60.00	9.08	L1	10.4

### Final\_Result

Frequency (MHz)	QuasiPeak (dBμV)	Average (dBμV)	Limit (dBμV)	Margin (dB)	Meas. Time (ms)	Bandwidth (kHz)	Line	Corr. (dB)
0.414500	---	37.14	47.56	10.42	1000.0	9.000	L1	9.9
0.429500	44.23	---	57.26	13.03	1000.0	9.000	L1	9.9
0.518500	44.55	---	56.00	11.45	1000.0	9.000	L1	10.0
0.522500	---	36.14	46.00	9.86	1000.0	9.000	L1	10.0

## EUT Information

EUT Name:	True Wireless Stereo Earbuds
Order Number:	168412847
Model:	WIRTWSGRPRM
Test Mode:	Charging box with Earbuds as charging by PC
Test Voltage:	AC 120V/60Hz
Test Standard:	FCC Part 15C
Test By:/Review By:	Guangshen cen/Gary Chen
Tem./Hum./Pressure:	23.2°C/50.6%/101kPa
Remark:	SR2



## Critical\_Freqs

Frequency (MHz)	MaxPeak (dBµV)	Average (dBµV)	Limit (dBµV)	Margin (dB)	Line	Corr. (dB)
0.162000	---	38.94	55.36	16.42	N	9.8
0.166000	53.86	---	65.16	11.30	N	9.8
0.473500	---	39.33	46.44	7.11	N	9.8
0.474500	47.65	---	56.51	8.87	N	9.8
0.961500	45.79	---	56.00	10.21	N	9.8
0.982500	---	36.46	46.00	9.54	N	9.8
1.478000	46.29	---	56.00	9.71	N	9.8
1.502000	---	36.78	46.00	9.22	N	9.8
6.358000	48.33	---	60.00	11.67	N	9.9
6.402000	---	37.22	50.00	12.78	N	9.9
16.874000	54.09	---	60.00	5.91	N	10.2
16.990000	---	40.44	50.00	9.56	N	10.2

## Final\_Result

Frequency (MHz)	QuasiPeak (dBµV)	Average (dBµV)	Limit (dBµV)	Margin (dB)	Meas. Time (ms)	Bandwidth (kHz)	Line	Corr. (dB)
0.473500	---	37.27	46.45	9.18	1000.0	9.000	N	9.8
0.474500	45.44	---	56.44	11.00	1000.0	9.000	N	9.8
0.961500	44.50	---	56.00	11.50	1000.0	9.000	N	9.8
0.982500	---	31.91	46.00	14.09	1000.0	9.000	N	9.8