

Prüfbericht-Nr.: <i>Test report no.:</i>	CN230KWE 001	Auftrags-Nr.: <i>Order no.:</i>	168451365	Seite 1 von 13 Page 1 of 13
Kunden-Referenz-Nr.: <i>Client reference no.:</i>	N/A	Auftragsdatum: <i>Order date:</i>	2023-11-13	
Auftraggeber: <i>Client:</i>	You Tec Ltd. Santok House Unit L, Braintree Industrial Estate, Braintree Road, South Ruislip, Middlesex, HA4 0EJ United Kingdom			
Prüfgegenstand: <i>Test item:</i>	DTR STITCH LED KIDS HEADPHONE			
Bezeichnung / Typ-Nr.: <i>Identification / Type no.:</i>	DTRHPSTRDPRM			
Auftrags-Inhalt: <i>Order content:</i>	Test Report			
Prüfgrundlage: <i>Test specification:</i>	FCC CFR Title 47, Part 15, Subpart B			
Wareneingangsdatum: <i>Date of sample receipt:</i>	2023-11-13	Please refer to Photo Document		
Prüfmuster-Nr.: <i>Test sample no.:</i>	A003597080-002			
Prüfzeitraum: <i>Testing period:</i>	2023-11-23 - 2023-11-28			
Ort der Prüfung: <i>Place of testing:</i>	TÜV Rheinland (Shenzhen) Co., Ltd.			
Prüflaboratorium: <i>Testing laboratory:</i>	TÜV Rheinland (Shenzhen) Co., Ltd.			
Prüfergebnis*: <i>Test result*:</i>	Pass			
geprüft von: <i>tested by:</i>	 Lin Lin	genehmigt von: <i>authorized by:</i>	 Hardy Suo	
Datum: <i>Date:</i>	2023-12-06	Ausstellungsdatum: <i>Issue date:</i>	2023-12-06	
Stellung / Position:	Sachverständige(r)/Expert	Stellung / Position:	Sachverständige(r)/Expert	
Sonstiges / <i>Other:</i>	FCC ID: 2A2KIDTRHPSTRD			
Zustand des Prüfgegenstandes bei Anlieferung: <i>Condition of the test item at delivery:</i>	Prüfmuster vollständig und unbeschädigt <i>Test item complete and undamaged</i>			
* Legende:	P(ass) = entspricht o.g. Prüfgrundlage(n)	F(ail) = entspricht nicht o.g. Prüfgrundlage(n)	N/A = nicht anwendbar	N/T = nicht getestet
* Legend:	P(ass) = passed a.m. test specification(s)	F(ail) = failed a.m. test specification(s)	N/A = not applicable	N/T = not tested
<p>Dieser Prüfbericht bezieht sich nur auf das o.g. Prüfmuster und darf ohne Genehmigung der Prüfstelle nicht auszugsweise vervielfältigt werden. Dieser Bericht berechtigt nicht zur Verwendung eines Prüfzeichens.</p> <p><i>This test report only relates to the above mentioned test sample. Without permission of the test center this test report is not permitted to be duplicated in extracts. This test report does not entitle to carry any test mark.</i></p>				

v05

Prüfbericht-Nr.: CN230KWE 001
Test report no.:

Seite 2 von 13
Page 2 of 13

Anmerkungen
Remarks

1	<p>Alle eingesetzten Prüfmittel waren zum angegebenen Prüfzeitraum gemäß eines festgelegten Kalibrierungsprogramms unseres Prüfhauses kalibriert. Sie entsprechen den in den Prüfprogrammen hinterlegten Anforderungen. Die Rückverfolgbarkeit der eingesetzten Prüfmittel ist durch die Einhaltung der Regelungen unseres Managementsystems gegeben. Detaillierte Informationen bezüglich Prüfkonditionen, Prüfequipment und Messunsicherheiten sind im Prüflabor vorhanden und können auf Wunsch bereitgestellt werden.</p> <p><i>The equipment used during the specified testing period was calibrated according to our test laboratory calibration program. The equipment fulfils the requirements included in the relevant standards. The traceability of the test equipment used is ensured by compliance with the regulations of our management system. Detailed information regarding test conditions, equipment and measurement uncertainty is available in the test laboratory and could be provided on request.</i></p>
2	<p>Wie vertraglich vereinbart, wurde dieses Dokument nur digital unterzeichnet. Der TÜV Rheinland hat nicht überprüft, welche rechtlichen oder sonstigen diesbezüglichen Anforderungen für dieses Dokument gelten. Diese Überprüfung liegt in der Verantwortung des Benutzers dieses Dokuments. Auf Verlangen des Kunden kann der TÜV Rheinland die Gültigkeit der digitalen Signatur durch ein gesondertes Dokument bestätigen. Diese Anfrage ist an unseren Vertrieb zu richten. Eine Umweltgebühr für einen solchen zusätzlichen Service wird erhoben.</p> <p><i>As contractually agreed, this document has been signed digitally only. TUV Rheinland has not verified and unable to verify which legal or other pertaining requirements are applicable for this document. Such verification is within the responsibility of the user of this document. Upon request by its client, TUV Rheinland can confirm the validity of the digital signature by a separate document. Such request shall be addressed to our Sales department. An environmental fee for such additional service will be charged.</i></p>
3	<p>Prüfklausel mit der Note * wurden an qualifizierte Unterauftragnehmer vergeben und sind unter der jeweiligen Prüfklausel des Berichts beschrieben. Abweichungen von Prüfspezifikation(en) oder Kundenanforderungen sind in der jeweiligen Prüfklausel im Bericht aufgeführt.</p> <p><i>Test clauses with remark of * are subcontracted to qualified subcontractors and described under the respective test clause in the report.</i> <i>Deviations of testing specification(s) or customer requirements are listed in specific test clause in the report.</i></p>
4	<p>Die Entscheidungsregel für Konformitätserklärungen basierend auf numerischen Messergebnissen in diesem Prüfbericht basiert auf der "Null-Grenzwert-Regel" und der "Einfachen Akzeptanz" gemäß ILAC G8:2019 und IEC Guide 115:2021, es sei denn, in der auf Seite 1 dieses Berichts genannten angewandten Norm ist etwas anderes festgelegt oder vom Kunden gewünscht. Dies bedeutet, dass die Messunsicherheit nicht berücksichtigt wird und daher auch nicht im Prüfbericht angegeben wird. Zu weiteren Informationen bezüglich des Risikos durch diese Entscheidungsregel siehe ILAC G8:2019.</p> <p><i>The decision rule for statements of conformity, based on numerical measurement results, in this test report is based on the "Zero Guard Band Rule" and "Simple Acceptance" in accordance with ILAC G8:2019 and IEC Guide 115:2021, unless otherwise specified in the applied standard mentioned on Page 1 of this report or requested by the customer. This means that measurement uncertainty is not taken in account and hence also not declared in the test report. For additional information about the resulting risk based of this decision rule please refer to ILAC G8:2019.</i></p>

Test Summary

5.1.1 CONDUCTED EMISSION ON AC MAINS

RESULT: Pass

5.1.2 RADIATED EMISSIONS

RESULT: Pass

Table of Contents

1	GENERAL REMARKS	5
1.1	COMPLEMENTARY MATERIALS	5
2	TEST SITES	6
2.1	TEST FACILITIES	6
2.2	LIST OF TEST AND MEASUREMENT INSTRUMENTS.....	6
2.3	TRACEABILITY	6
2.4	CALIBRATION	6
2.5	MEASUREMENT UNCERTAINTY.....	7
2.6	LOCATION OF ORIGINAL DATA.....	7
2.7	STATUS OF FACILITY USED FOR TESTING.....	7
3	GENERAL PRODUCT INFORMATION	8
3.1	PRODUCT FUNCTION AND INTENDED USE.....	8
3.2	RATINGS AND SYSTEM DETAILS	8
3.3	INDEPENDENT OPERATION MODES	8
3.4	NOISE GENERATING AND NOISE SUPPRESSING PARTS.....	8
3.5	SUBMITTED DOCUMENTS.....	8
4	TEST SET-UP AND OPERATION MODES	9
4.1	PRINCIPLE OF CONFIGURATION SELECTION	9
4.2	TEST OPERATION AND TEST SOFTWARE.....	9
4.3	SPECIAL ACCESSORIES AND AUXILIARY EQUIPMENT	9
4.4	COUNTERMEASURES TO ACHIEVE EMC COMPLIANCE.....	9
4.5	TEST SETUP DIAGRAM.....	10
5	TEST RESULTS	11
5.1.1	<i>Conducted Emission on AC Mains.....</i>	<i>11</i>
5.1.2	<i>Radiated Emissions.....</i>	<i>12</i>
6	PHOTOGRAPHS OF THE TEST SET-UP	13
7	LIST OF TABLES.....	13

1 General Remarks

1.1 Complementary Materials

All attachments are integral parts of this test report. This applies especially to the following appendix:

Appendix A: Test Results of FCC 15B

Appendix B: Photographs of the Test Set-up

2 Test Sites

2.1 Test Facilities

TÜV Rheinland (Shenzhen) Co., Ltd.

No.362, Huanguan Middle Road, Songyuansha Community, Guanhu Subdistrict, Longhua District, Shenzhen 518110, Guangdong, China

FCC Accreditation Designation No.: CN1260

2.2 List of Test and Measurement Instruments

Table 1: List of Test and Measurement Equipment

Conducted Emission				
Equipment	Manufacturer	Model No.	Serial No.	Cal. Until
EMI Test Receiver	R&S	ESR3	102680	2024-02-23
Artificial Mains Network	R&S	ENV216	101445	2024-02-23
EMC32 test software	R&S	EMC32(Ver.10.50.00)	N/A	N/A
Radiated Emission (3m chamber)				
Equipment	Manufacturer	Model No.	Serial No.	Cal. Until
3m SAC	ETS-Lindgren	SAC3	CT001632-Q1362	2024-04-26
EMI Test Receiver	R&S	ESR7	102111	2024-11-09
Horn Antenna	R&S	HF907	102706	2024-08-03
Pre-amplifier (1-18GHz)	FIT	SCU-18F	180077	2024-07-31
Trilog-Broadband antenna	SCHWARZBECK	VULB9168	0945	2024-08-19
EMC32 test software	R&S	EMC32(Ver.10.60.20)	N/A	N/A

2.3 Traceability

All measurement equipment calibrations are traceable to NIM (National Institute of Metrology) or where calibration is performed in other countries, to equivalent nationally recognized standards organizations.

2.4 Calibration

Equipment requiring calibration is calibrated periodically by the manufacturer or according to manufacturer's specifications. Additionally all equipment is verified for proper performance on a regular basis using in house standards or comparisons.

2.5 Measurement Uncertainty

The estimated combined standard uncertainty for radiated emissions and conducted emissions measurements as below table.

Table 2: Measurement Uncertainty levels

Parameter	Uncertainty
Radiated Emission (3m SAC), 30MHz to 1000MHz	± 4.52 dB
Radiated Emission (3m SAC), above 1000MHz	± 4.37 dB
Conducted Emission, (9kHz to 150kHz)/(150kHz to 30MHz)	± 3.70 dB / ± 3.30 dB

2.6 Location of Original Data

The original copies of all test data taken during actual testing were attached at Appendix A & B of this report and delivered to the applicant. A copy has been retained in the TÜV Rheinland (Shenzhen) Co., Ltd. file for certification follow-up purposes.

2.7 Status of Facility Used for Testing

The TÜV Rheinland (Shenzhen) Co., Ltd. Test facility located at No.362, Huanguan Middle Road, Songyuansha Community, Guanhu Subdistrict, Longhua District, Shenzhen 518110, Guangdong, China is listed on the US Federal Communications Commission list of facilities approved to perform measurements.

3 General Product Information

3.1 Product Function and Intended Use

The EUT is a DTR STITCH LED KIDS HEADPHONE which supports Classic Bluetooth wireless technology.

For details refer to the User Manual, Technical Description and Circuit Diagram.

3.2 Ratings and System Details

Table 3: Technical Specification of EUT

General Information of EUT	Value
Kind of Equipment:	DTR STITCH LED KIDS HEADPHONE
Type Designation:	DTRHPSTRDPRM
FCC ID:	2A2KIDTRHPSTRD
Operating Voltage:	Internal battery operated (3.7Vdc, 200mAh) or USB operated (PC input voltage 120Vac, 60Hz)
Operating Temperature Range:	0 °C ~ 45 °C

3.3 Independent Operation Modes

The basic operation modes are:

- A. On, Aux In
- B. On, Bluetooth mode
- C. On, Charging by PC USB Port
- D. Off

3.4 Noise Generating and Noise Suppressing Parts

Refer to Circuit Diagram for further details.

3.5 Submitted Documents

- Application Form
- Rating Label
- Schematics
- Operation Description
- Block Diagram
- PCB Layout

4 Test Set-up and Operation Modes

4.1 Principle of Configuration Selection

Emission: The equipment under test (EUT) was configured to measure its highest possible radiation level. The test modes were adapted accordingly in reference to the instructions for use.

4.2 Test Operation and Test Software

Test operation refers to test setup in chapter 5. All tests were performed according to the procedures in ANSI C63.4: 2014.

According to clause 3.1, all tests were performed on model *DTRHPSTRDPRM* in this report.

4.3 Special Accessories and Auxiliary Equipment

Table 4: List of Accessories and Auxiliary Equipment

Description	Manufacturer	Model	S/N
Portable Laptop	Lenovo	ThinkPad T480	10Q67059
Mobile phone	HUAWEI	STK-AL00	7PRNW20721000279

4.4 Countermeasures to Achieve EMC Compliance

The test sample which has been tested contained the noise suppression parts as described in the Technical Construction File (TCF).

No additional measures were employed to achieve compliance.

4.5 Test Setup Diagram

Diagram of Measurement Configuration for Radiation Test (Below 1GHz)

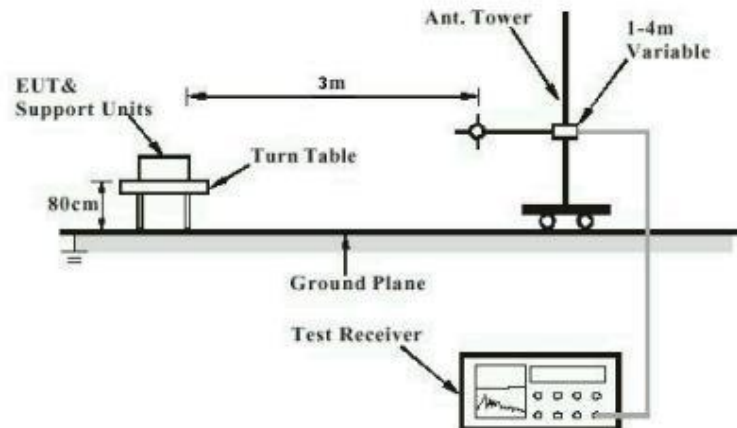


Diagram of Measurement Configuration for Radiation Test (Above 1GHz)

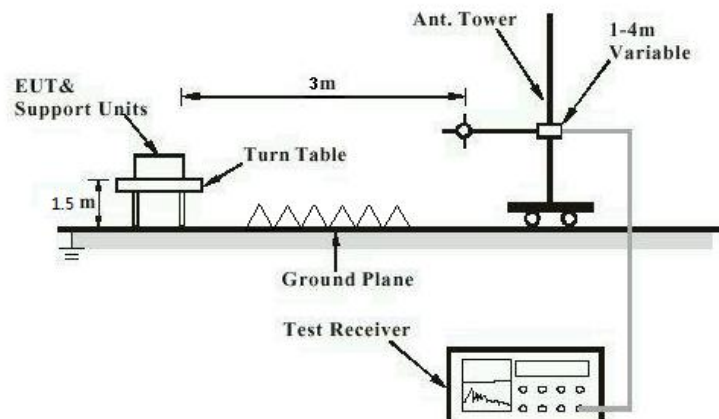
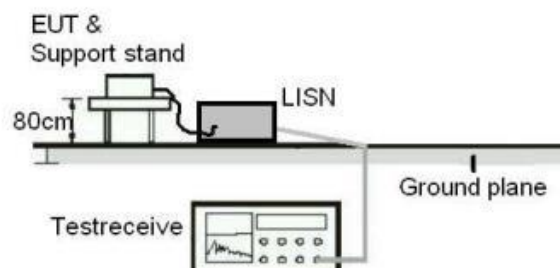


Diagram of Measurement Configuration for Mains Conduction Measurement



5 Test Results

5.1.1 Conducted Emission on AC Mains

RESULT:

Pass

Test Specification

Test standard	: FCC Part 15.107(a)
Basic standard	: ANSI C63.4:2014
Frequency range	: 0.15 – 30MHz
Classification	: Class B
Limits	: FCC Part 15.107(a)
Kind of test site	: Shielded Room

Test Setup

Date of testing	: 2023-11-23
Test voltage	: USB operated (PC input voltage 120Vac, 60Hz)
Operation mode	: C
Ambient temperature	: 25.0 °C
Relative humidity	: 51.2 %
Atmospheric pressure	: 101 kPa

For the measurement records, refer to the appendix A.

5.1.2 Radiated Emissions

RESULT:**Pass****Test Specification**

Test standard	: FCC Part 15.109(a)
Basic standard	: ANSI C63.4:2014
Frequency range	: 30MHz to 5 th harmonic of the highest frequency
Classification	: Class B
Limits	: FCC Part 15.109(a)
Kind of test site	: 3m Semi-anechoic Chamber

Test Setup

Date of testing	: 2023-11-27 to 2023-11-28
Test voltage	: Internal battery operated (3.7Vdc) USB operated (PC input voltage 120Vac, 60Hz)
Operation mode	: A, B, C
Ambient temperature	: 23.3 °C
Relative humidity	: 51.1 %
Atmospheric pressure	: 101 kPa

For the measurement records, refer to the appendix A.

6 Photographs of the Test Set-Up

For photographs of the test set-up, refer to the appendix B.

7 List of Tables

Table 1: List of Test and Measurement Equipment.....	6
Table 2: Measurement Uncertainty levels.....	7
Table 3: Technical Specification of EUT	8
Table 4: List of Accessories and Auxiliary Equipment.....	9