

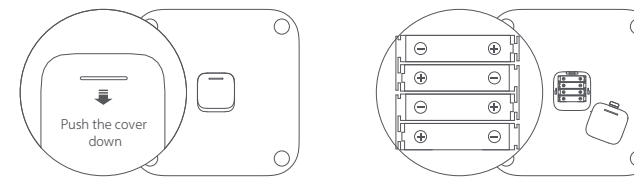
# Bluetooth body fat scale

Model:ITA-FBS200

Please read this manual carefully before using the product and keep it properly.

## Install the battery

Open the cover of the battery compartment and install the attached 4 batteries in the direction shown in the figure.



## Install client

Scan the following QR code to download and install the latest client.



## Binding body fat scale

Start the ITA client, log in the ITA account, bind the body fat scale, and input the personal information according to the prompts.

After binding the body fat scale, you can view the weighing record and body composition information on the mobile phone

## Weighing mode

When the weight is greater than or equal to 5kg, the machine will start automatically, and then find the zero point. When the zero point is found it will display 0.0kg, and it will be weighed on the scale. Keep the value displayed for about 20s and then shut down. Before shutdown, it can be weighed repeatedly without p value display.



The body composition information provided by this product is for reference only, not for medical advice

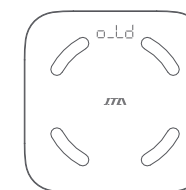
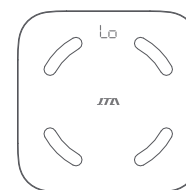
## Fat measurement mode

The user stands on the scale with bare feet to turn on the scale. Open the Bluetooth and its app of the mobile phone, and connect to the Internet automatically through Bluetooth. After connecting, the weight displayed on the scale end and the weight displayed on the app will be displayed synchronously, and the app will issue the set parameters.

## Prompt symbol

When weighing, the "Lo" pattern flashes, indicating that the battery power is low. Please replace the battery in time.

When weighing, the "o\_Ld" pattern flickers, indicating that the weighing weight exceeds the maximum range of 183kg.



## matters needing attention

1. Please do not place the grease scale on the slippery floor to prevent slipping.
2. When weighing, both feet should stand in the middle of the scale.
3. Keep the environment dry and do not immerse the scale in water.
4. Keep away from organic solvents and other chemicals.
5. When the dry battery is exhausted, please take out the battery in time.

## Basic parameters

Product Name: Yitai Bluetooth body fat scale	Executive standard: Q/ HM 02-2018
Product model: ita-fbs200	Shell material: toughened glass + ABS
Product size: 300 x 300 x 23.5mm	Wireless connection: Bluetooth 5.0
Net weight of product: 1.5kg	Working temperature: 5 °C ~ 40 °C
Weighing range: 3kg ~ 180kg	Power supply: 4 1.5V No.7 (AAA) batteries
Weighing unit: kg LB st	Device requirements: devices running Android 4.4/ios 9.0 and above (iPhone 5S and above)
Minimum Division: 0.1kg	and supporting Bluetooth 4.0 and above

If there is demand for after-sales service, please call Yitai service Tel. +86-769-89296989 or visit Yitai after sales service website <http://www.czt-ita.com>

Manufacturer: Dongguan Yitai Intelligent Manufacturing Technology Co. Ltd  
Address: No.20, Nange West Road, Nanya village, dongdaojiao Town, Dongguan City



## FCC Statement

Changes or modifications not expressly approved by the party responsible for compliance could void the user's authority to operate the equipment.

This equipment has been tested and found to comply with the limits for a Class B digital device, pursuant to Part 15 of the FCC Rules. These limits are designed to provide reasonable protection against harmful interference in a residential installation. This equipment generates uses and can radiate radio frequency energy and, if not installed and used in accordance with the instructions, may cause harmful interference to radio communications. However, there is no guarantee that interference will not occur in a particular installation. If this equipment does cause harmful interference to radio or television reception, which can be determined by turning the equipment off and on, the user is encouraged to try to correct the interference by one or more of the following measures:

- Reorient or relocate the receiving antenna.
- Increase the separation between the equipment and receiver.
- Connect the equipment into an outlet on a circuit different from that to which the receiver is connected.
- Consult the dealer or an experienced radio/TV technician for help

This device complies with part 15 of the FCC rules. Operation is subject to the following two conditions (1) this device may not cause harmful interference, and (2) this device must accept any interference received, including interference that may cause undesired operation.