

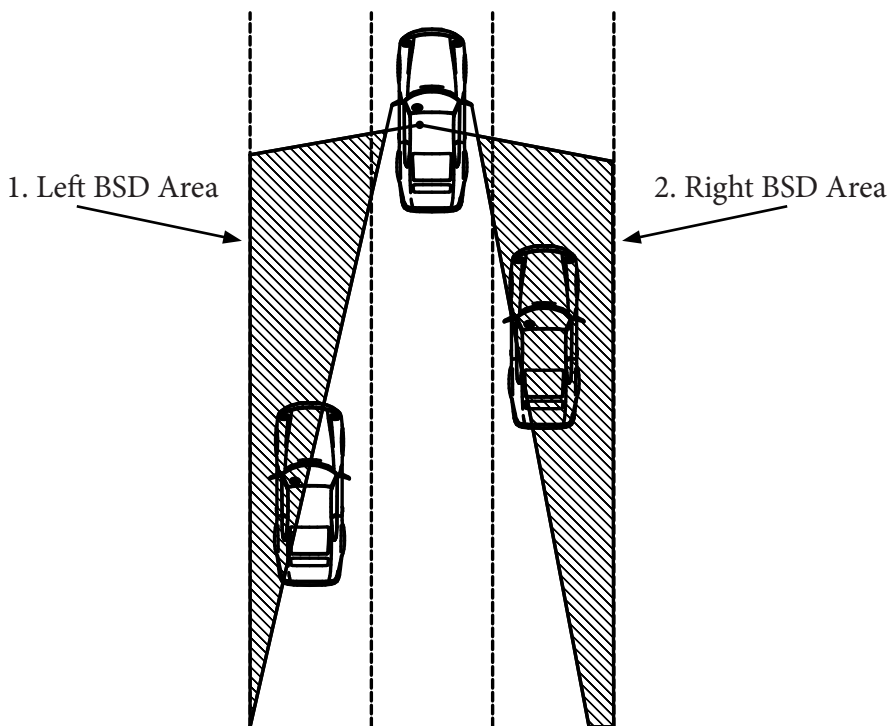
Overview

WARNING:

To help prevent injuries, never use the Blind Spot Detection System as a replacement for checking the interior and exterior mirrors and looking over your shoulder before changing lanes. The Blind Spot Detection System is not a replacement for careful driving.

System Overview

The Blind Spot Detection System (BSD) is designed to aid in detecting vehicles that may have entered the blind spot area, which is represented by the vehicles in positions 1 & 2 of the diagram below. The detection area is on both sides of your vehicle, extending rearward from the exterior mirrors to approximately 50 feet beyond the bumper. The system is designed to alert the driver if a vehicle has entered or is present in the blind spot area.



System Activation

The Blind Spot Detection System (BSD) has a 2 step activation process. If conditions 1 & 2 below are met the system will notify the driver when a vehicle has entered the BSD detection area.

1. The vehicle's Ignition must be in the ON position.
2. The vehicle must be traveling at speeds above 15m/h.

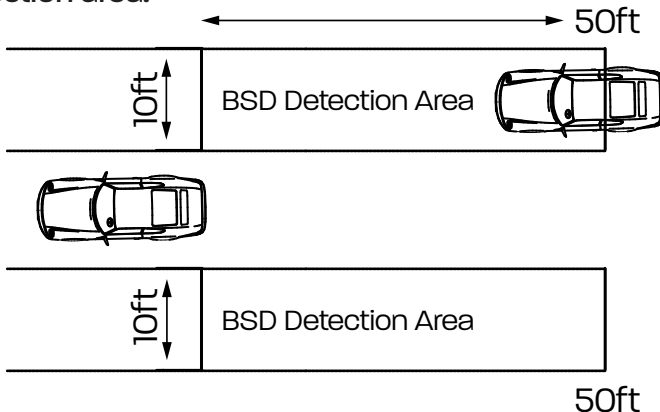
Note: Speed control can be deactivated. See page 4 for more information.

Types of Detection

The Blind Spot Detection System (BSD) has 3 types of detection; BSD, Overtaking, and Rear Cross Traffic Alert (RCTA). To prevent injuries and accidents, please read and understand each type of detection.

BSD

This type of detection will notify the driver if a vehicle, approaching from the rear, is in the BSD detection area. If a vehicle has entered the BSD detection area the LED indicator will illuminate solid to notify the driver that a vehicle is present. If the vehicle's corresponding turn signal is activated the LED indicator will begin to flash and the buzzer will sound to warn the driver that a vehicle is present in the BSD detection area.



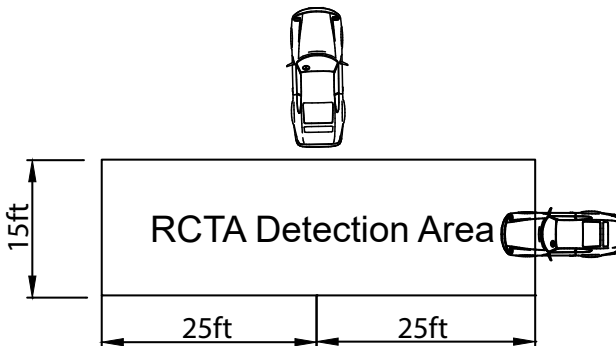
System Operation

Overtaking

This type of detection will notify the driver if a vehicle is in the BSD detection area while passing another vehicle. When the target vehicle enters the BSD detection area, the LED indicator will illuminate solid to notify the driver that a vehicle is present. If the vehicle's corresponding turn signal is activated the LED indicator will begin to flash and the buzzer will sound to warn the driver that a vehicle is present in the BSD detection area.

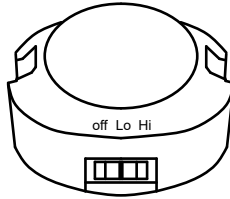
Rear Cross Traffic Alert

This type of detection is helpful while backing out of a parking space or drive way. The detection area extends approximately 25ft to each side of the vehicle. Anytime the vehicle is in Reverse Gear, the system will notify the driver when a target vehicle has entered the detection area. If a vehicle is in the detection area the LED indicators will flash and the buzzer will sound to alert the driver.



Volume Control

The system Buzzer is equipped with a user selectable volume control; OFF, Low, HI. The volume control switch is located on the buzzer. If the buzzer is not accessible, please contact your authorized installation center.



BSD Sensitivity

The BSD sensors can be adjusted to Standard or Short Alert Area. This setting can be adjusted to prevent false warnings given to the driver due to a vehicle in the second or third lanes to the left or right. This setting is only accessible to an authorized installation center.

GPS Speed Activation

The system is equipped with a GPS antenna that will activate the BSD system when your vehicle is traveling above 15m/h. The system can be adjusted to active anytime the vehicle's Ignition is in the ON position. This setting is only accessible to an authorized installation center.

System Precautions

The system may not correctly operate when any of the following occur:

BSD

The sensors are blocked.

Target vehicles may be traveling too fast or too slow.

GPS signal is lost due to poor reception or while driving through a tunnel.

RCTA

The sensors are blocked.

Adjacently parked vehicles or objects are obstructing the sensors.

Target vehicles approach at speeds greater than 35m/h.

The vehicle speed is greater than 5m/h.

You reverse out of an angled parking space.

3 YEAR LIMITED WARRANTY

Applies to Audiovox Series Control Modules and Sensors

Voxx Electronics Corporation (the Company) warrants to the original retail purchaser of this product that should this product or any part thereof, (other than transmitters) under normal use and conditions, be proven defective in material or workmanship within 36 months from the date of original purchase, such defect(s) will be repaired or replaced with new or reconditioned product, (at the Company's option) without charge for parts or repair labor. A transmitter is warranted for 12 months from the date of original purchase.

To obtain repair or replacement within the terms of this Warranty, the product is to be delivered with proof of warranty coverage (e.g. dated bill of sale), specification of defect(s), transportation prepaid, to an approved warranty station. This Warranty is not assignable or transferable.

This Warranty does not cover damage to the vehicle's electrical system or costs incurred for removal or re-installation of the product. This Warranty does not cover batteries, broken LCD or OLED display screens, nor apply to any product or part thereof which, in the opinion of the Company, has suffered or been damaged through alteration, improper installation, mishandling, misuse, abuse, neglect, accident, or by removal or defacement of the factory serial number/bar code label(s).

This Warranty is in lieu of all other express warranties or liabilities. ANY IMPLIED WARRANTIES, INCLUDING ANY IMPLIED WARRANTY OF MERCHANTABILITY, SHALL BE LIMITED TO THE DURATION OF THIS WRITTEN WARRANTY. ANY ACTION FOR BREACH OF ANY WARRANTY HEREUNDER INCLUDING ANY IMPLIED WARRANTY OF MERCHANTABILITY MUST BE BROUGHT WITHIN A PERIOD OF 48 MONTHS FROM THE DATE OF ORIGINAL PURCHASE. IN NO CASE SHALL THE COMPANY BE LIABLE FOR ANY CONSEQUENTIAL OR INCIDENTAL DAMAGES FOR BREACH OF THIS OR ANY OTHER WARRANTY. No person or representative is authorized to assume for the Company any liability other than expressed herein in connection with the sale of this product.

The company does not warrant that this product cannot be compromised or circumvented. THE EXTENT OF THE COMPANY'S LIABILITY UNDER THIS WARRANTY IS LIMITED TO THE REPAIR OR REPLACEMENT PROVIDED ABOVE AND, IN NO EVENT, SHALL THE COMPANY'S LIABILITY EXCEED THE PURCHASE PRICE PAID BY PURCHASER FOR THE PRODUCT WITHOUT COST OF INSTALLATION.

Some states do not allow limitations on how long an implied warranty lasts or the exclusion or limitation of incidental or consequential damage so the above limitations or exclusions may not apply to you. This Warranty gives you specific legal rights and you may also have other rights which vary from state to state.

Federal Communications Commission (FCC) Interference Statement

This equipment has been tested and found to comply with the limits for a Class B digital device, pursuant to Part 15 of the FCC Rules.

These limits are designed to provide reasonable protection against harmful interference in a residential installation. This equipment generate, uses and can radiate radio frequency energy and, if not installed and used in accordance with the instructions, may cause harmful interference to radio communications.

However, there is no guarantee that interference will not occur in a particular installation. If this equipment does cause harmful interference to radio or television reception, which can be determined by turning the equipment off and on, the user is encouraged to try to correct the interference by one of the following measures:

- Reorient or relocate the receiving antenna.
- Increase the separation between the equipment and receiver.
- Connect the equipment into an outlet on a circuit different from that to which the receiver is connected.
- Consult the dealer or an experienced radio/TV technician for help.

This device complies with Part 15 of the FCC Rules. Operation is subject to the following two conditions:

(1) This device may not cause harmful interference, and (2) this device must accept any interference received, including interference that may cause undesired operation.

FCC Caution: Any changes or modifications not expressly approved by the party responsible for compliance could void the user's authority to operate this equipment.

RF exposure warning

This equipment complies with FCC radiation exposure limits set forth for an uncontrolled environment.

This equipment must be installed and operated in accordance with provided instructions and the antenna(s) used for this transmitter must be installed to provide a separation distance of at least 20 cm from all persons and must not be collocated or operating in conjunction with any other antenna or transmitter.