
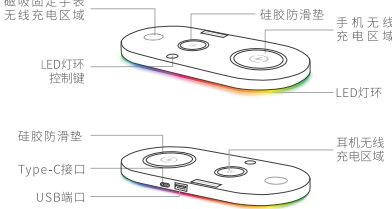

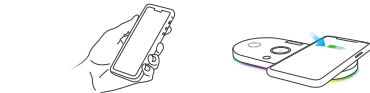
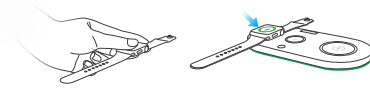

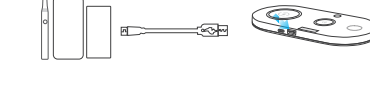

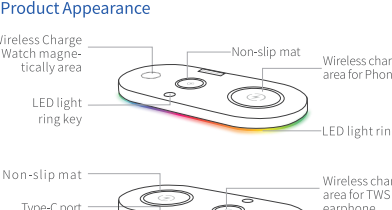

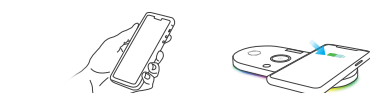
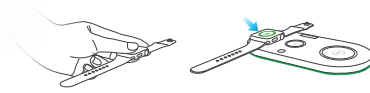

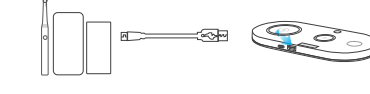


GY-Z7D中性中英文说明书 正反面印刷彩色/五折页/折叠后英文封面放外面/整张尺寸: 300mm*90mm

<p style="text-align: center;">四合一无线快速充电器</p>  <p style="text-align: center;">用户手册</p>	<p>感谢您购买四合一无线快速充电器,使用本产品前,请仔细阅读本产品说明书。</p> <p>产品规格 产品名称:四合一无线快速充电器 输入:9V/2A,9V/2.7A或12V/2A 手机输出:15W/10W/7.5W/5W USB输出:5V/1A 输入接口:Type-C接口 产品尺寸:187x90x13(mm)</p> <p>手表输出:2.5W 耳机输出:3W(峰值) 转化率(手机无线充):≥73% 传输距离(手机无线充):≤8mm 颜色:白/黑</p> <p>配件清单 四合一无线快速充电器x1 Type-C快充线x1 用户手册x1</p> <p>适用设备 1.智能手机:与所有符合Qi标准的设备兼容。对于所有其他没有Qi标准的手机,它们需要外加无线充电接收器。 手机机型: ①苹果:iPhone 12,12 Pro,12 Pro Max,12 mini,SE,11,11 Pro,11 Pro Max, Xs,Xs Max,XR,X8,8 Plus; ②三星:Galaxy S:FE 5G,20 5G,20+ 5G,20 Ultra 5G,10,10+,10e,9,9+,8,8+,7,7 edge,6,6 edge,6 edge+,6 G9209,6 Active; Galaxy Note:20,20 Ultra 5G,10,10e,10+,9,8,7,6,5; ③华为:P:40 Pro,40 Pro+,30 Pro; Mate:40 RS,40 Pro,40 Pro+,30 5G,30 Pro 5G,30,30 Pro,30 RS,20 Pro,20 RS, RS; ④小米:10,10 Pro,9,9 Pro, Mix 3, Mix 2s;包括其他内置无线充电接收器的设备。</p>	<p>2.智能手表:苹果:iWatch S1,S2,S3,S4,S5; 3.TWS蓝牙耳机: ①苹果AirPods 2, Pro; ②三星Galaxy Buds,Budst; ③华为Freebuds 2,3;以及更多TWS(带无线充电盒)。</p> <p>外观说明</p>  <p>磁吸固定手表无线充电区域 LED灯环控制键 硅胶防滑垫 Type-C接口 USB端口 手机无线充电区域 LED灯环 耳机无线充电区域</p> <p>快速上手指南 1.请将本无线充通过Type-C快充线连接至9V/2A、9V/2.7A或12V/2A的适配器并接通电源;</p> 	<p>2.将您的手机放上去即可充电;</p>  <p>3.取出苹果手表,放上去吸住即可充电;</p>  <p>4.将您的无线蓝牙耳机盒放在上面即可充电;</p>  <p>5.配置USB端口,可为手机、电动牙刷、移动电源等USB设备充电。</p> 	<p>LED灯环颜色状态</p> <ul style="list-style-type: none"> ● 绿灯常亮:待机状态或没给手机充电 ● 跑马灯灯效:给手机无线充电中 ● 红灯闪烁:检测到异物或手机没对准(手机充电会自动停止) <p>⚠️ 注意事项</p> <ol style="list-style-type: none"> 1.请勿自行拆卸本产品; 2.请保持充电器远离水或其他液体; 3.如果您需要清洁充电器,请确保它没有连接电源; 4.使用环境温度保持0-45°C; 5.手机背面充电接触面不能带有金属物质,如铁片、指环、金属保护壳等; 6.使用9V/2A以下的适配器,产品不能正常工作。为确保同充四台设备时安全高效,建议您使用9V/2A或12V/2A以上适配器,(如不用相应适配器,本充电器可能无法给手机快充或给四台设备同时充,甚至可能损坏充电器)。 <p style="text-align: right;">CE FC RoHS MADE IN CHINA</p>
--	---	--	--	--

<p style="text-align: center;">4 IN 1 HIGH SPEED WIRELESS CHARGING STATION</p>  <p style="text-align: center;">User manual</p>	<p>Thank you for purchasing the 4 In 1 High Speed Wireless Charging Station. Please read the instructions carefully before using this product.</p> <p>Product Specification Product name: 4 In 1 High Speed Wireless Charging Station Input: 9V/2A 9V/2.7A or 12V/2A Watch Output: 2.5W Phone Output: 15W/10W/7.5W/5W Earphone Output: 3W(MAX) USB Output: 5V/1A Conversion Rate(Phone): ≥73% Input Interface: Type-C port Transmission Distance(Phone): ≤8mm Product Size: 187x90x13(mm) Color: White/Black</p> <p>Accessories List 4 In 1 High Speed Wireless Charging Station x 1 Type-C quick charge cable x 1 User manual x 1</p> <p>Applicable Devices 1. Smart Phone: Compatible with all devices with Qi Standard. For all other phones without Qi Standard, those will be working with wireless receivers. Model: ① Apple: iPhone 12, 12 Pro, 12 Pro Max, 12 mini, SE, 11, 11 Pro, 11 Pro Max, Xs, Xs Max, XR, X8, 8 Plus; ② Samsung: Galaxy S: 20 5G, 20+ 5G, 20 Ultra 5G, 10, 10+, 10e, 9, 9+, 8, 8+, 7, 7 edge, 6, 6 edge+, 6 G9209, 6 Active; Galaxy Note: 20, 20 Ultra 5G, 10, 10e, 10+, 9, 8, 7, 6, 5;</p>	<p>③ Huawei: P: 40 Pro, 40 Pro+, 30 Pro; Mate: 40 RS, 40 Pro, 40 Pro+, 30 5G, 30 Pro 5G, 30, 30 Pro, 30 RS, 20 Pro, 20 RS, RS; ④ Xiaomi: 10, 10 Pro, 9, 9 Pro, Mix 3, Mix 2s; 2. Smart Watch: Apple: iWatch S1, S2, S3, S4, S5. 3. Earphone: ① Apple AirPods 2, Pro; ② Samsung Galaxy Buds, Buds+; ③ Huawei Freebuds 2, 3; and more TWS (with wireless charging case).</p> <p>Product Appearance</p>  <p>Wireless Charge Watch magnetically area LED light ring key Non-slip mat Type-C port USB port Non-slip mat Wireless charge area for Phone LED light ring Wireless charge area for TWS earphone</p> <p>Operation Steps 1. Connect the charger to a 9V/2A, 9V/2.7A or 12V/2A adapter through a type-C quick charge cable to switch on the power;</p> 	<p>2. Put your phone on and charge;</p>  <p>3. Put the apple watch on and suck it up to charge;</p>  <p>4. Put your earphone case on and charge;</p>  <p>5. Equipped with USB port, it can charge USB devices such as mobile phone, electric toothbrush and portable power supply.</p> 	<p>LED light ring instructions</p> <ul style="list-style-type: none"> ● Green light is on: Standby mode or not charging the phone ● Running water light effect: Wireless charging the phone ● Red light flash: Foreign body is detected or the phone is misaligned (the phone charging will automatically stop) <p>⚠️ Attention</p> <ol style="list-style-type: none"> 1. Do not disassemble the product by yourself; 2. Please keep the charger away from water or other liquid; 3. If you need to clean the charger, please make sure it is not switched on the power; 4. Using Environment temperature remains 0-45°C; 5. The charging contact surface on the back of the phone shall not contain metal substances, such as iron sheet, ring and metal protective case; 6. When using adapters below 9V/2A, the product will not work normally. To ensure the safe and efficient charging four devices at the same time, it is recommended that you use the 9V/2A or more than 12V/2A adapter. (If not use the appropriate adapter, the charger may not charge phone fast, or may not charge 4 devices simultaneously, or may even damage the charger). <p style="text-align: right;">CE FC RoHS MADE IN CHINA</p>
--	--	--	---	--

7## † o
#

u
" h 7## k u

u

=

@

- - k

- - @

- - #

- - #

ut

u 7## k \ two conditions:

(1) This device may not cause harmful interference, and (2) this device must accept any interference received, including interference that may cause undesired operation.

RF Exposure Statement

To maintain compliance with FCC's RF Exposure guidelines, This equipment should be installed and operated with minimum distance of 20cm the radiator your body. This device and its antenna(s) must not be co-located or operation in conjunction with any other antenna or transmitter