


GY-Z5 (耳机双面苹果头 PD版) 中性中英文说明书

封面

3 IN 1 FAST WIRELESS CHARGER

User Manual



Note: In order to make sure charging 3 devices safely and efficiently, you must use 9V/2A adapter (Qualcomm Quick Charger 2.0 or 3.0) and quick charge cable.(If not use the appropriate adapter and quick charge cable, the charger may not charge phone or may not charge 3 devices simultaneously or may even damage the charger).

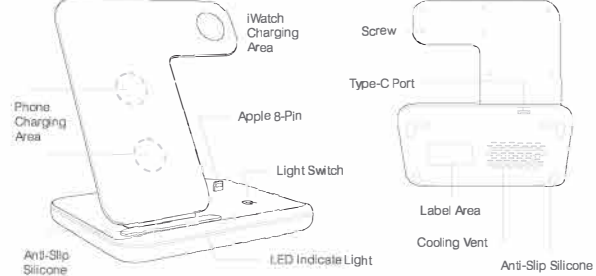
CE FC RoHS

PRODUCT INTRODUCTION

The 3 in 1 Wireless Charger is multi function charging station, you can charge three smart devices (Qi smart phone, iWatch and earbuds) on our product at the same time. It is compatible with Qi enable smart phone, iWatch, AirPods.


It is unique design with elegant appearance, and perfect to use at office or at home. It is very convenient to charge your smart devices on our product especially for Apple user. There is protection of over-charge and FOD function, you can enjoy your charging experience safely. You can turn off the light by switch.

PRODUCT APPEARANCE



HOW TO USE

1. Plug in the Type-C cable to power on the wireless charger.
2. Place the smartphone on the charging station and make sure it is charging.
3. Put the Apple watch on the iWatch charging area to start charging.
4. Place your earbuds on the charging station and make sure it is charging.

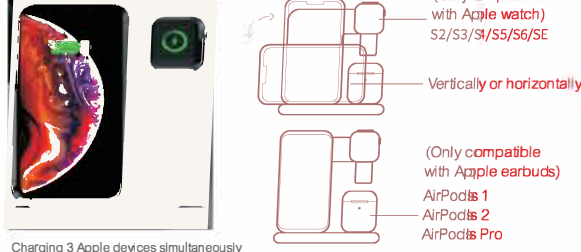


Touch ON/OFF the light

LED LIGHT INSTRUCTIONS

- Green light on: Standby mode
- Blue light breathing: Phone charging
- Blue and green flashing: Foreign object detection working

CHARGING SCHEMATIC DIAGRAM



Charging 3 Apple devices simultaneously

(Only compatible with Apple watch) S2/S3/S4/S5/S6/SE

(Only compatible with Apple earbuds) AirPods 1 AirPods 2 AirPods Pro

APPLICABLE DEVICES

1. Smart Phone
 Apple: iPhone 12/12 Pro/12 Pro Max/12 mini/SE/11/11 Pro/11 Pro Max/ Xs/ Xs Max/ XR/ x8/8 Plus
 Samsung: Galaxy S: 21 5G, 21+ 5G, 21 Ultra 5G, FE 5G, 20 5G, 20+ 5G, 20 Ultra 5G, 10, 10+, 10e, 9, 9+, 8, 8+, 7, 7 edge, 6, 6 edge, 6 edge+, 6 G9209, 6 Active; Galaxy Note: 10, 10e, 10+, 9, 8, 7, 6, 5.
 Huawei: P30 Pro, P40 Pro, P40 Pro+, Mate 40E, 40 RS, 40 Pro+, 40 Pro, 40, 30E Pro, 30 5G, 30 Pro 5G, 30, 30 Pro, 30 RS, 20 Pro, 20 RS, RS.
 Xiaomi: 10, 10 Pro, 9, 9 Pro, Mix 3, Mix 2s. Including other devices with wireless charging receiver built-in. (Note: All devices must meet the Qi standard).

2. Smart Watch:
 Apple: iWatch S2, S3, S4, S5, S6, SE.

3. Earbuds:
 Apple: AirPods 1, AirPods 2, AirPods Pro

PRODUCT SPECIFICATION

Input: 9V/2A, 9V/2.7 or 12V/2A	Input socket: Type-C
Phone Output: 15W/10W/7.5W/5W	Conversion Rate(Phone): ≥73%
Watch Output: 2.5W	Product Size: 136(W)X101(D)X136(H)mm
Earbuds Output: 2.0W	

PACKING LIST

Wireless Charger*1, Type-C quick charge cable*1, User manual*1

WARNING

1. Avoid using the product at places that are wet, humid or have high temperature.
2. Avoid dropping the product from high places.
3. Do not disassemble the product by yourselves. Please contact us if necessary.
4. Do not clean the product unless the unit is powered off.
5. It is recommended to use 18W or above adapter to charge 3 smart devices at the same time.

三合一无线快速充电器

用户手册



注意：为确保同时充三台设备时安全高效，您必须使用9V/2A适配器(QC2.0或3.0)和快充线。(如果不使用相应适配器和快充线，本充电器可能无法给手机充电或给三台设备同时充，甚至可能损坏充电器。)

CE FC RoHS

产品简介

本产品是一款多功能三合一无线充电器，本产品可以同时为三款智能设备(Qi智能手机、iWatch和耳机)充电。兼容Qi智能手机、iWatch、AirPods。

此产品设计独特，外观优雅，适合在办公室或家中使用。本产品非常便捷给您的智能设备充电，特别是对于苹果用户。具有过充保护和FOD功能，您可以享受安全的充电体验。同时新增人性化设计，触摸即可关闭灯光。

产品外观



使用步骤

1. 插入Type-C电缆，给无线充电器通电。
2. 将智能手机放到充电状态站上，确保它在充电。
3. 将苹果手表放在iWatch充电区开始充电。
4. 把耳机放在充电站上确保它在充电。



触控开关灯

LED智能灯环颜色状态

- 绿灯常亮: 待机状态
- 蓝灯呼吸: 给手机无线充电中
- 蓝绿灯切换闪烁: 检测到异物

充电示意图



同时充3台苹果设备
手机可非金属壳充电

仅可充苹果手机 S2/S3/S4/S5/S6/SE

手机横竖屏都能充

仅可充苹果耳机
AirPods 1
AirPods 2
AirPods Pro

适用的设备

1. 智能手机:
 苹果: iPhone 12, 12 Pro, 12 Pro Max, 12 mini, SE, 11, 11 Pro, 11 Pro Max, Xs, Xs Max, XR, x8, 8 Plus;
 三星: Galaxy S: 21 5G, 21+ 5G, 21 Ultra 5G, FE 5G, 20 5G, 20+ 5G, 20 Ultra 5G, 10, 10+, 10e, 9, 9+, 8, 8+, 7, 7 edge, 6, 6 edge, 6 edge+, 6 G9209, 6 Active; Galaxy Note: 10, 10e, 10+, 9, 8, 7, 6, 5.
 华为: P30 Pro, P40 Pro, P40 Pro+, Mate 40E, 40 RS, 40 Pro+, 40 Pro, 40, 30E Pro, 30 5G, 30 Pro 5G, 30 RS, 20 Pro, 20 RS, RS;
 小米: 10, 10 Pro, 9, 9 Pro, Mix 3, Mix 2s;
 包括其他内置无线充电接收器的设备(注: 以上所有设备必须符合Qi标准)

2. 智能手表:
 苹果: iWatch S2, S3, S4, S5, S6, SE.

3. 耳机:
 苹果: AirPods 1代、2代、AirPods Pro.

产品规格

输入: 9V/2A, 9V/2.7A 或 12V/2A	输入接口: Type-C接口
手机输出: 15W / 10W / 7.5W / 5W	转化率(手机充): ≥73%
手表输出: 2.5W	产品尺寸: 136(W)X101(D)X136(H)mm
耳机输出: 2.0W	

配件清单

无线充*1, Type-C快充线*1, 用户手册*1

注意事项

1. 避免在潮湿、潮湿或温度过高的地方使用。
2. 避免从高处掉落产品。
3. 请勿自行拆卸产品。如有需要，请与我们联系。
4. 请勿清洁产品，除非本机断电。
5. 建议使用18W及以上的适配器同时为3台智能设备充电。

FCC Statement

This device complies with part 15 FCC Rules. Operation is Subject To the following two conditions:

(1) This device may not cause harmful interference, and (2) this device must accept any interference received, including interference that may cause undesired operation.

Changes or modifications not explicitly approved by the party responsible for compliance could void the user's authority to operate this equipment.

Note: this equipment has been tested and found to comply with the limits for a Class B digital device, pursuant to part 15 of the FCC Rules. These limits are designed to provide reasonable protection against harmful interference in a residential installation. This equipment generates, uses and can radiate radio frequency energy and, if not installed and used in accordance with the instructions, may cause harmful interference to radio communications. However, there is no guarantee that interference will not occur in a particular installation. If this equipment does cause harmful interference to radio or television reception, which can be determined by turning the equipment off and on, the user is encouraged to try to correct the interference by one or more of the following measures:

- Reorient or relocate the receiving antenna.
- Increase the separation between the equipment and receiver.
- Connect the equipment into an outlet on a circuit different from that to which the receiver is connected.
- Consult the dealer or an experienced radio/TV technician for help.

FCC radiation exposure

The equipment complies with FCC radiation exposure limits set forth for an uncontrolled environment. During the operation of device a distance of 15 cm surrounding the device and 20 cm above the top surface of the device must be respected.