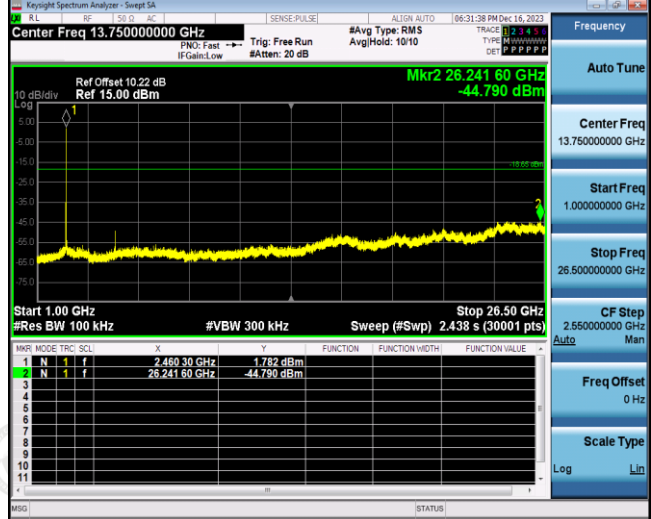
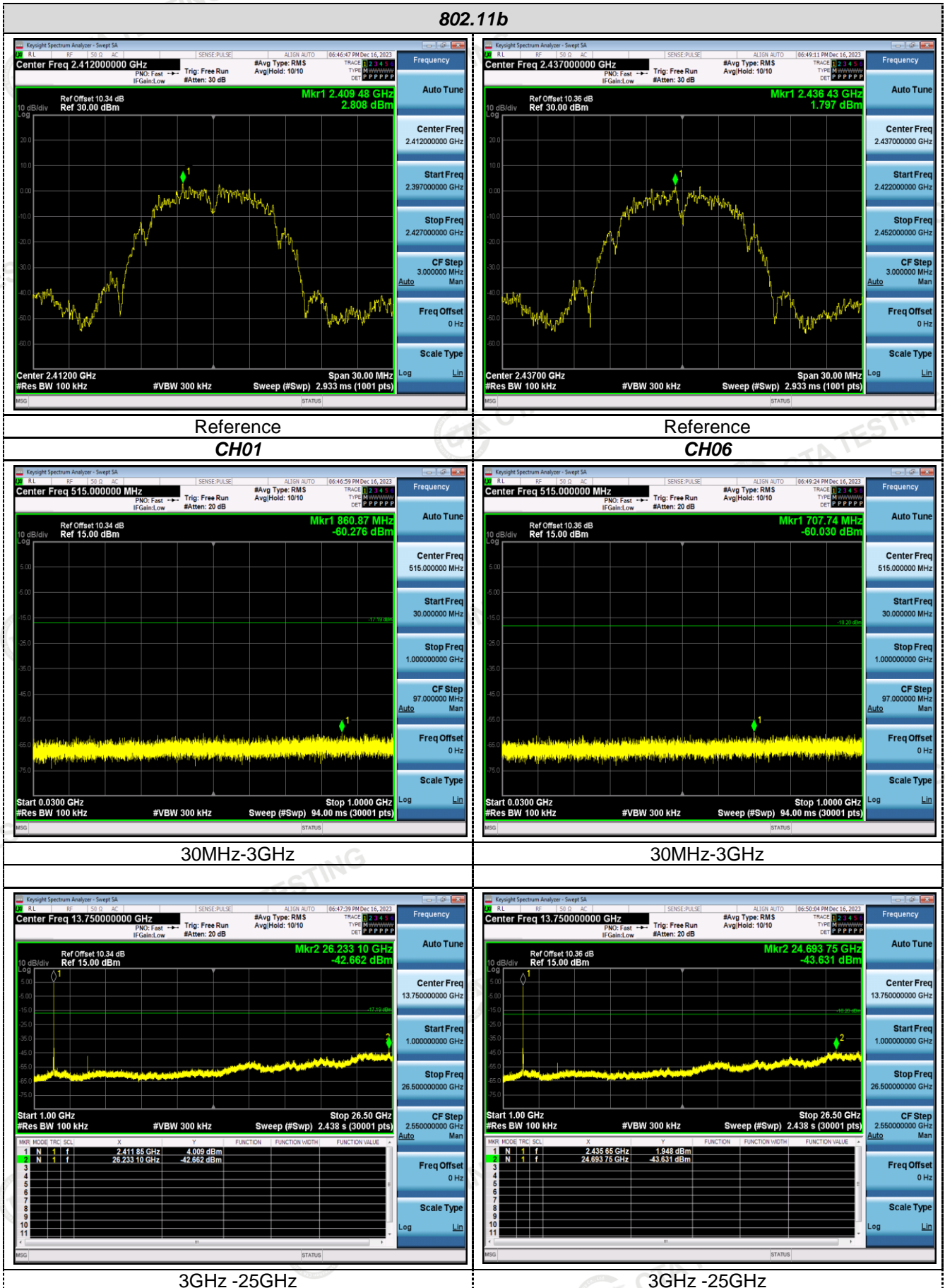
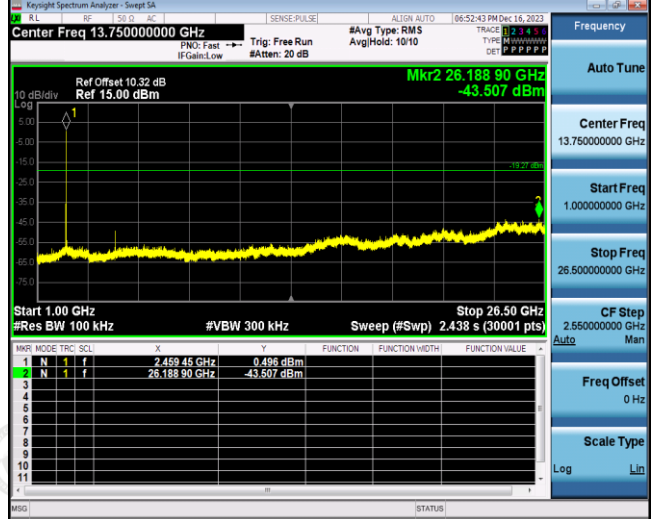


<p style="text-align: center;"><b>802.11b</b></p> 	/																											
<p style="text-align: center;">Reference <b>CH011</b></p>	/																											
	/																											
<p style="text-align: center;">30MHz-3GHz</p>	/																											
 <table border="1" data-bbox="167 1780 718 1948"> <thead> <tr> <th>MARK</th> <th>MODE</th> <th>TRIG</th> <th>SCN</th> <th>X</th> <th>Y</th> <th>FUNCTION</th> <th>FUNCTION WIDTH</th> <th>FUNCTION VALUE</th> </tr> </thead> <tbody> <tr> <td>1</td> <td>N</td> <td>1</td> <td>f</td> <td>2.460 30 GHz</td> <td>1.782 dBm</td> <td></td> <td></td> <td></td> </tr> <tr> <td>2</td> <td>N</td> <td>1</td> <td>f</td> <td>26.241 60 GHz</td> <td>-44.790 dBm</td> <td></td> <td></td> <td></td> </tr> </tbody> </table>	MARK	MODE	TRIG	SCN	X	Y	FUNCTION	FUNCTION WIDTH	FUNCTION VALUE	1	N	1	f	2.460 30 GHz	1.782 dBm				2	N	1	f	26.241 60 GHz	-44.790 dBm				/
MARK	MODE	TRIG	SCN	X	Y	FUNCTION	FUNCTION WIDTH	FUNCTION VALUE																				
1	N	1	f	2.460 30 GHz	1.782 dBm																							
2	N	1	f	26.241 60 GHz	-44.790 dBm																							
<p style="text-align: center;">3GHz -25GHz</p>	/																											

Ant 4:



<p style="text-align: center;"><b>802.11b</b></p> 	/																											
<p style="text-align: center;">Reference <b>CH011</b></p>	/																											
	/																											
<p style="text-align: center;">30MHz-3GHz</p>	/																											
 <table border="1" data-bbox="167 1780 718 1937"> <thead> <tr> <th>MARK</th> <th>MODE</th> <th>TRIG</th> <th>SCN</th> <th>X</th> <th>Y</th> <th>FUNCTION</th> <th>FUNCTION WIDTH</th> <th>FUNCTION VALUE</th> </tr> </thead> <tbody> <tr> <td>1</td> <td>N</td> <td>1</td> <td>f</td> <td>2.459 45 GHz</td> <td>0.496 dBm</td> <td></td> <td></td> <td></td> </tr> <tr> <td>2</td> <td>N</td> <td>1</td> <td>f</td> <td>26.188 90 GHz</td> <td>-43.507 dBm</td> <td></td> <td></td> <td></td> </tr> </tbody> </table>	MARK	MODE	TRIG	SCN	X	Y	FUNCTION	FUNCTION WIDTH	FUNCTION VALUE	1	N	1	f	2.459 45 GHz	0.496 dBm				2	N	1	f	26.188 90 GHz	-43.507 dBm				/
MARK	MODE	TRIG	SCN	X	Y	FUNCTION	FUNCTION WIDTH	FUNCTION VALUE																				
1	N	1	f	2.459 45 GHz	0.496 dBm																							
2	N	1	f	26.188 90 GHz	-43.507 dBm																							
<p style="text-align: center;">3GHz -25GHz</p>	/																											

Ant 5:

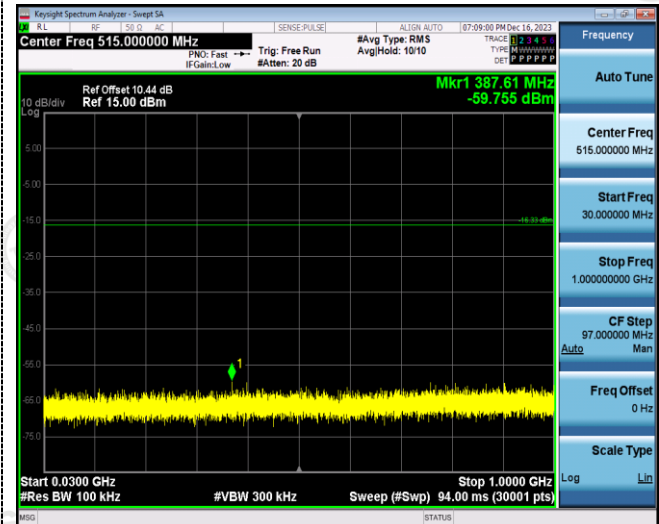
802.11b



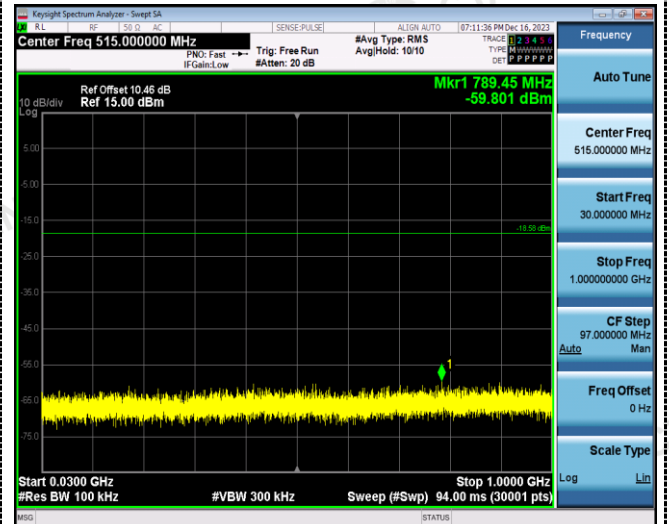
Reference  
CH01



Reference  
CH06



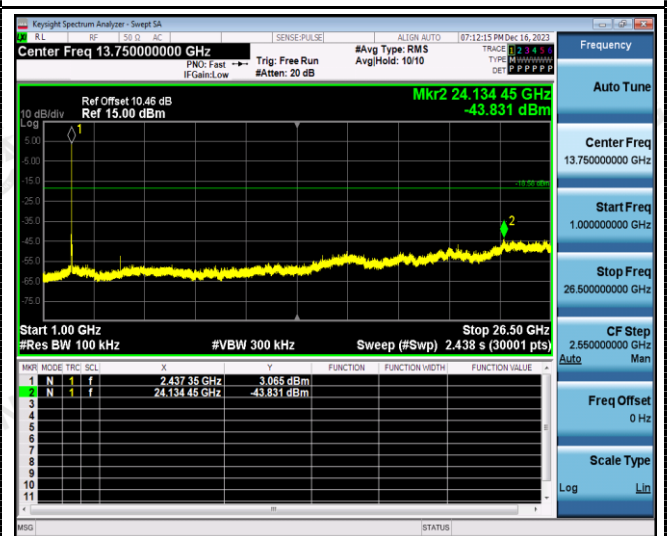
30MHz-3GHz




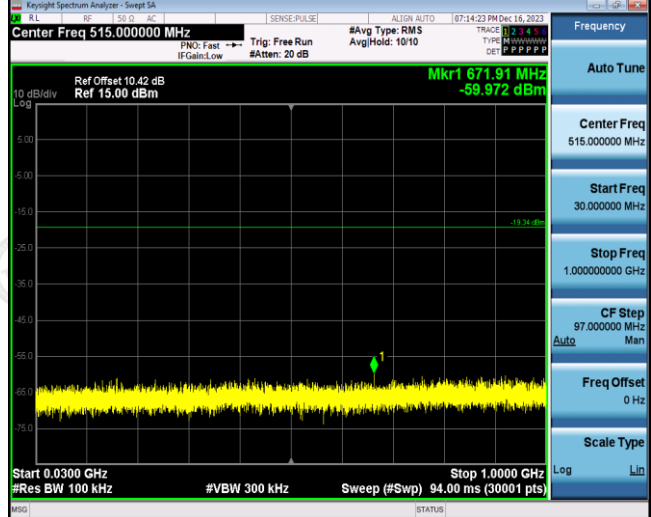
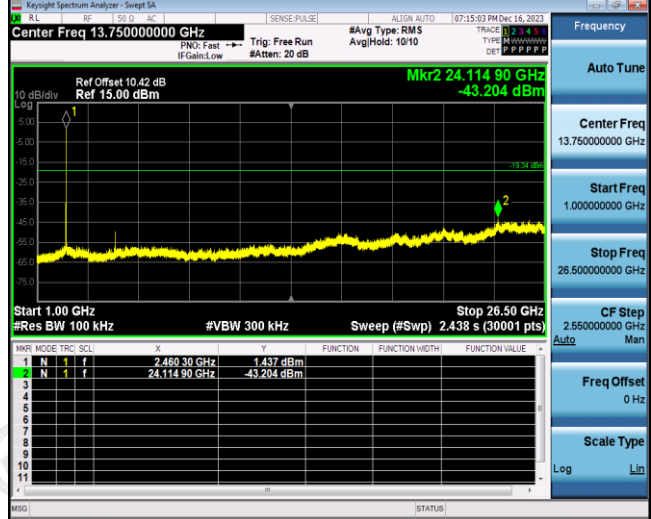
30MHz-3GHz



3GHz-25GHz

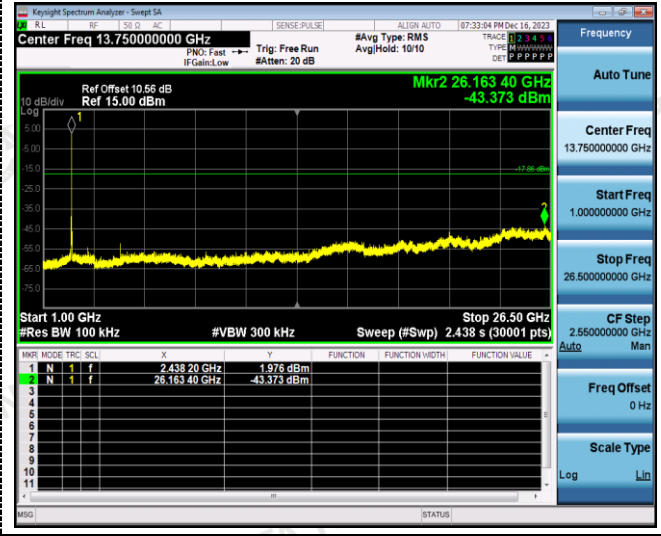
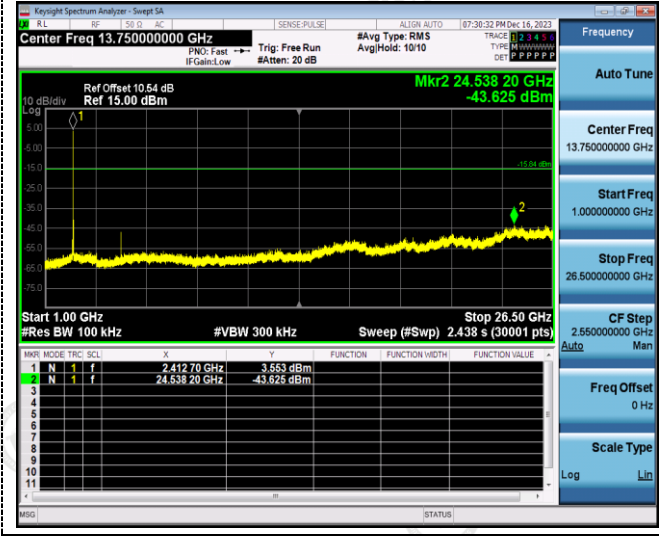
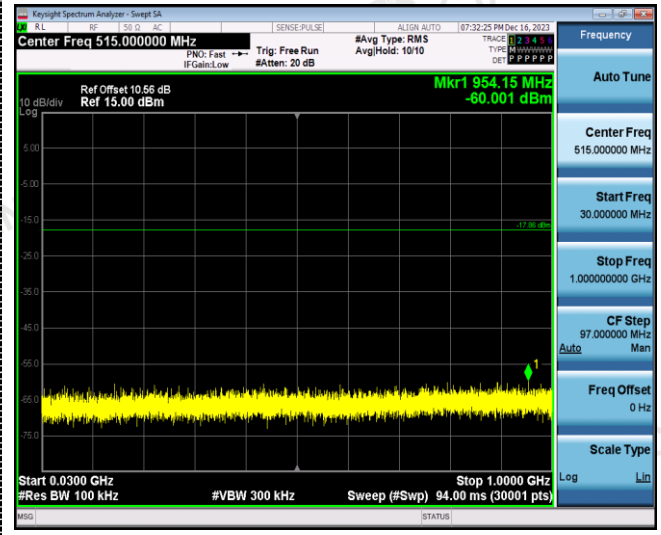
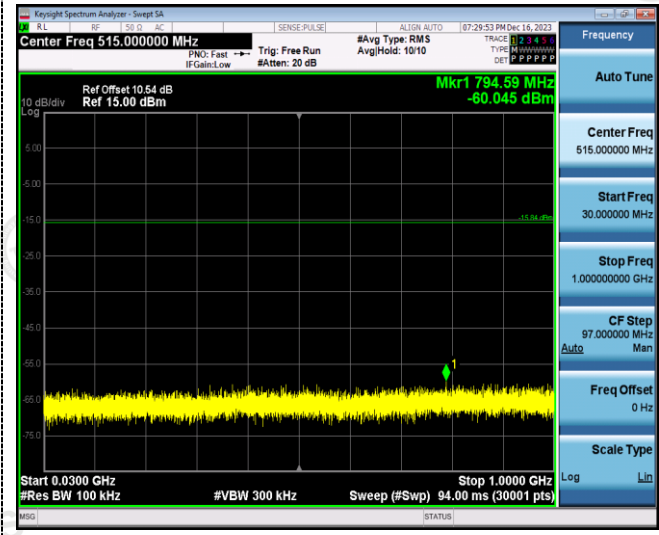



3GHz-25GHz

<p style="text-align: center;"><b>802.11b</b></p> 	/																											
<p style="text-align: center;">Reference <b>CH011</b></p>	/																											
	/																											
<p style="text-align: center;">30MHz-3GHz</p>	/																											
 <table border="1" data-bbox="167 1780 718 1937"> <thead> <tr> <th>MARK</th> <th>MODE</th> <th>TRIG</th> <th>SCN</th> <th>X</th> <th>Y</th> <th>FUNCTION</th> <th>FUNCTION WIDTH</th> <th>FUNCTION VALUE</th> </tr> </thead> <tbody> <tr> <td>1</td> <td>N</td> <td>1</td> <td>f</td> <td>2.460 30 GHz</td> <td>1.437 dBm</td> <td></td> <td></td> <td></td> </tr> <tr> <td>2</td> <td>N</td> <td>1</td> <td>f</td> <td>24.114 90 GHz</td> <td>-43.204 dBm</td> <td></td> <td></td> <td></td> </tr> </tbody> </table>	MARK	MODE	TRIG	SCN	X	Y	FUNCTION	FUNCTION WIDTH	FUNCTION VALUE	1	N	1	f	2.460 30 GHz	1.437 dBm				2	N	1	f	24.114 90 GHz	-43.204 dBm				/
MARK	MODE	TRIG	SCN	X	Y	FUNCTION	FUNCTION WIDTH	FUNCTION VALUE																				
1	N	1	f	2.460 30 GHz	1.437 dBm																							
2	N	1	f	24.114 90 GHz	-43.204 dBm																							
<p style="text-align: center;">3GHz -25GHz</p>	/																											

Ant 6:

802.11b

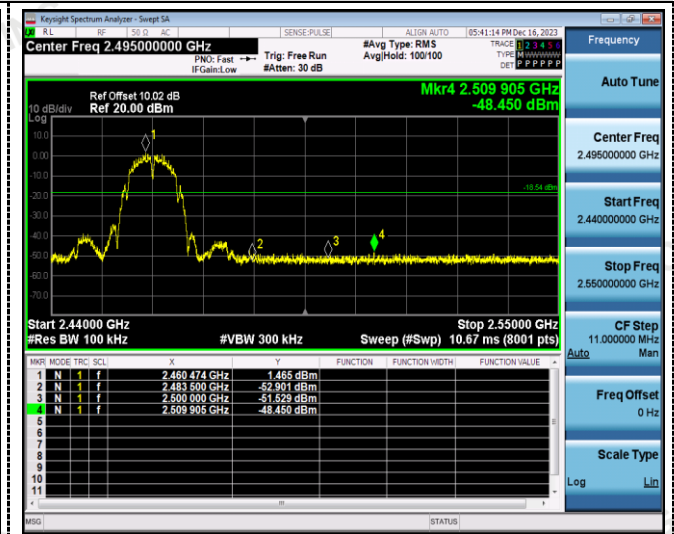
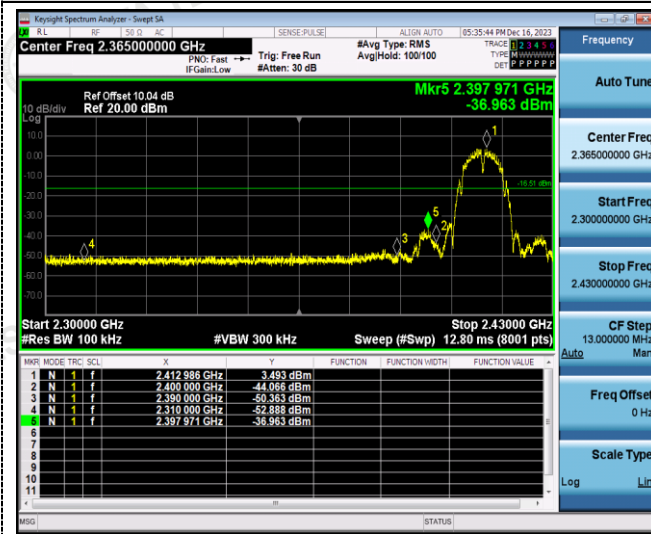


<p style="text-align: center;"><b>802.11b</b></p> 	/																											
<p style="text-align: center;">Reference <b>CH011</b></p>	/																											
	/																											
<p style="text-align: center;">30MHz-3GHz</p>	/																											
 <table border="1" data-bbox="167 1780 718 1937"> <thead> <tr> <th>MARK</th> <th>MODE</th> <th>TRIG</th> <th>SCN</th> <th>X</th> <th>Y</th> <th>FUNCTION</th> <th>FUNCTION WIDTH</th> <th>FUNCTION VALUE</th> </tr> </thead> <tbody> <tr> <td>1</td> <td>N</td> <td>1</td> <td>f</td> <td>2.461 15 GHz</td> <td>-0.305 dBm</td> <td></td> <td></td> <td></td> </tr> <tr> <td>2</td> <td>N</td> <td>1</td> <td>f</td> <td>24.574 75 GHz</td> <td>-43.799 dBm</td> <td></td> <td></td> <td></td> </tr> </tbody> </table>	MARK	MODE	TRIG	SCN	X	Y	FUNCTION	FUNCTION WIDTH	FUNCTION VALUE	1	N	1	f	2.461 15 GHz	-0.305 dBm				2	N	1	f	24.574 75 GHz	-43.799 dBm				/
MARK	MODE	TRIG	SCN	X	Y	FUNCTION	FUNCTION WIDTH	FUNCTION VALUE																				
1	N	1	f	2.461 15 GHz	-0.305 dBm																							
2	N	1	f	24.574 75 GHz	-43.799 dBm																							
<p style="text-align: center;">3GHz -25GHz</p>	/																											

**Band-edge Measurements for RF Conducted Emissions:**

Ant 1:

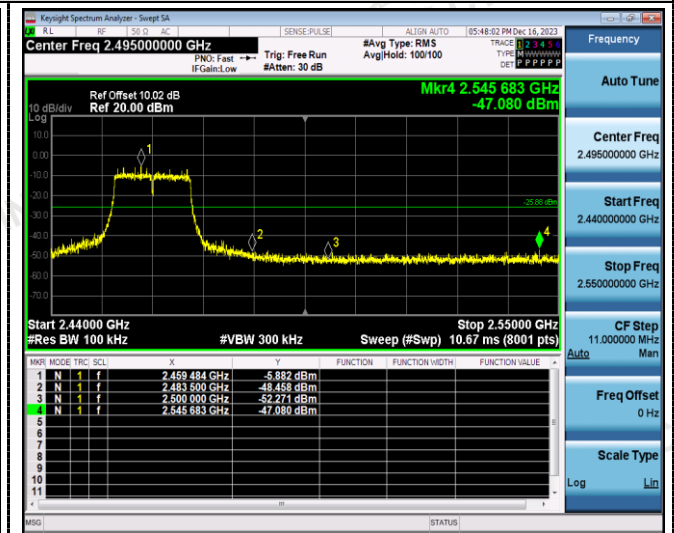
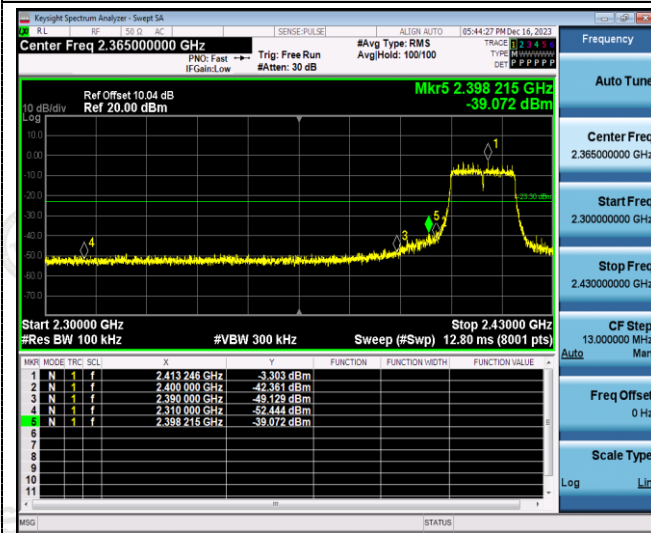
**802.11b**



Left bandedge

Right bandedge

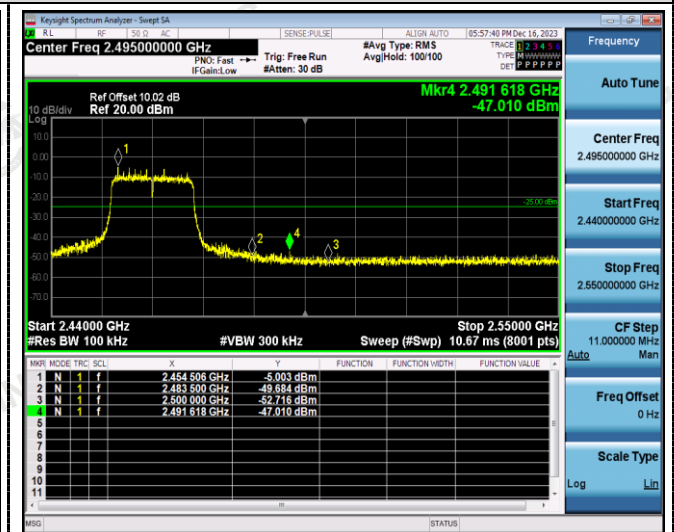
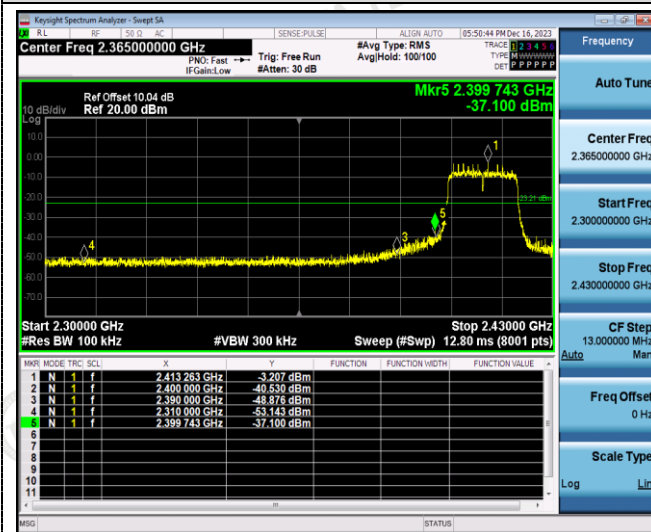
**802.11g**



Left bandedge

Right bandedge

**802.11n(HT20)**



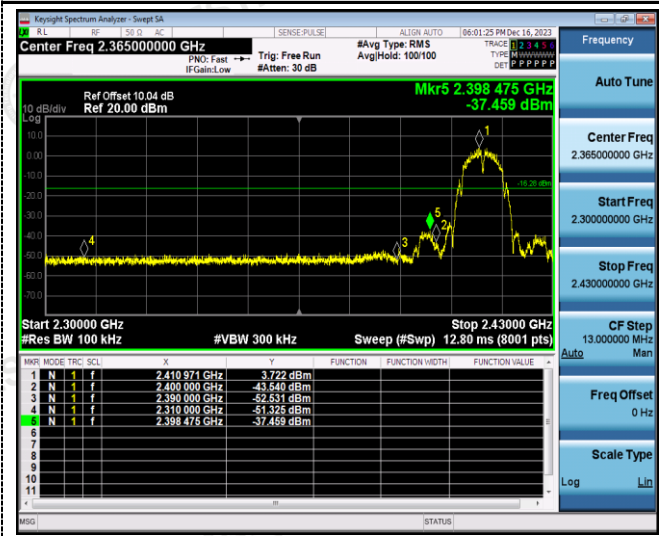
Left bandedge

Right bandedge

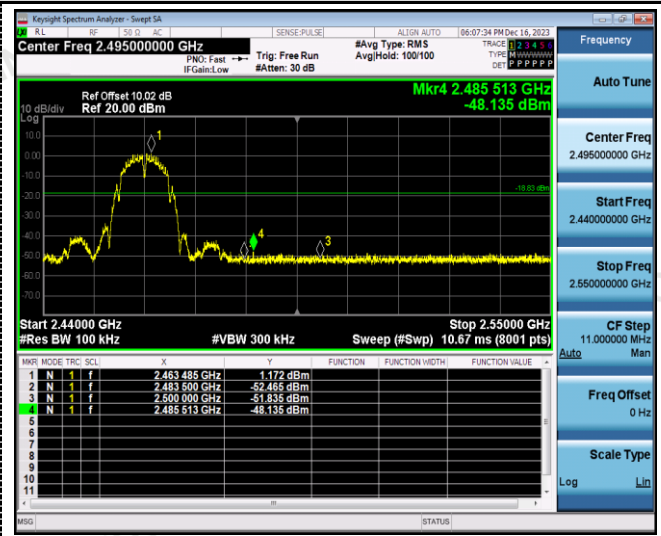


Ant 2:

802.11b

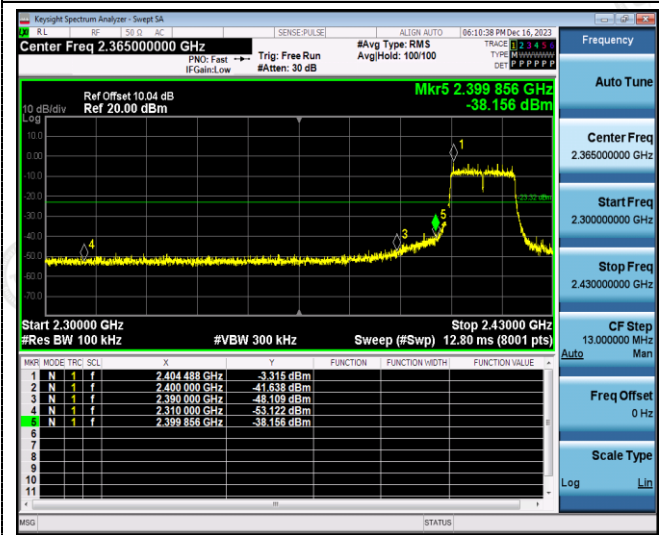


Left bandedge

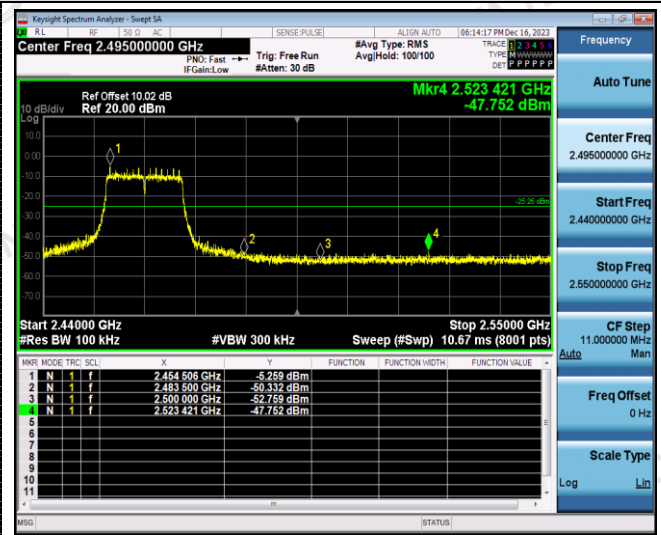


Right bandedge

802.11g

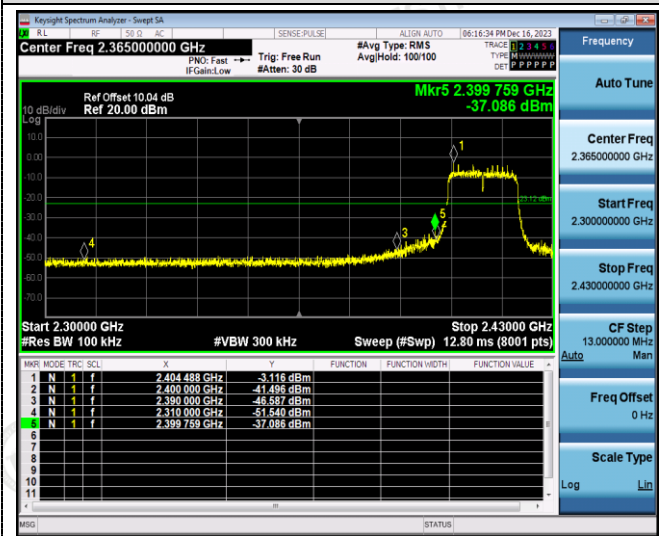


Left bandedge

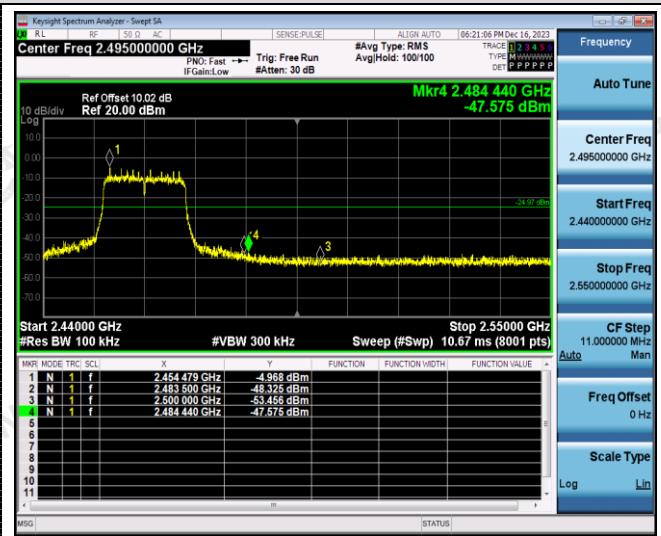


Right bandedge

802.11n(HT20)



Left bandedge



Right bandedge