



Test Model No.: SW-220-TX-W (FSC600-A01)



Adapter 1:  
Radiated Emission



Conducted Emissions(AC port)



Adapter 2:  
Radiated Emission



Conducted Emissions(AC port)

