

User Guide for J66

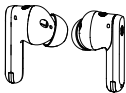
True Wireless Stereo Earphones

EN

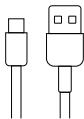
Table of Product Contents



Charging Case*1




Wireless Earbud*2



Type-C Charging Cable*1



Instruction Book



Earbud Tip*4

Product Specification

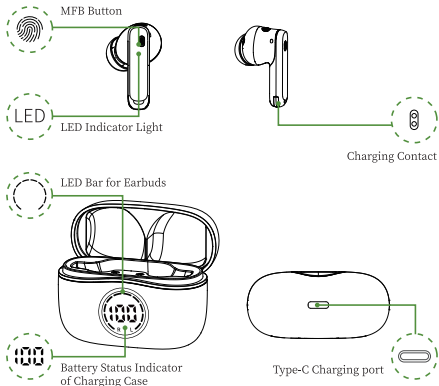
Bluetooth Version: 5.4

Support: HFP/A2DP/HSP/AVRCP

Charging Port: Type-C

Battery life:	8 hours for earbuds / 40 hours for charging case (actual battery life varies with song type and volume requirements)
Charging time:	1.5 hours for earbuds / 2 hours for charging case
Transmission range:	15 meters (without obstacles)

Introduction



How do I pair two earbuds with my phone?

- Please make sure both the earbuds and the charging case are fully charged before first use.

- Step 1

Take both earbuds out of the charging case and both earbuds will power on and start pairing automatically.(If the earbuds are not connected to your device for more than 5 minutes, the earbuds will automatically turn off.)

Press the MFB button for about 3 seconds to manually turn on the earbuds when prompted "Power on".

The indicator light of one earbud will flash orange and white alternately, and the indicator light of the other earbud will slowly flash white when paired successfully

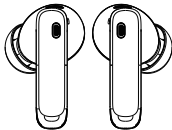
- Step 2

Enable the Bluetooth pairing mode on your phone device, search and select "J66" to connect. (You should hear a voice prompt "connected" when wearing earbuds.)

- If indicator light of earbud is off,it means the phone is connected

- Automatic connection

By default, the earbuds will connect the last paired phone automatically when power on.



- Prompt

1. If you have any problem pairing the two earbuds with your phone, put the earbuds back in the charging case and repeat the above steps.
2. These earbuds can be used not only together, but also individually
If you want to use single earbud, just take one earbud out of the case and connect it to your phone. or when using two earbuds, manually turn off one earbud or put one back in the charging case and you'll be able to use the other one earbud alone.

Functions

- Telephone Communication 📞

Answer call:	tap once
Hang up:	press and hold the key for 2s
Refuse incoming call:	press and hold the key for 2s

- For Music 🎵

Play/pause	tap twice
Previous track	press and hold "L" for 1.5s
Next track	press and hold "R" for 1.5s
Activate Siri	quickly tap for three times
Turn down volume	single tap on left earbud
Turn up volume	single tap on right earbud