

WIRELESS KEYBOARD AND MOUSE

INSTRUCTION MANUAL



Product Features

- 2in1 USB Receiver — The keyboard and mouse share one receiver.
- 2.4GHz wireless connection technology, the connection distance can reach 10 meters (33 feet), plug and play, no delay.
- Full-Sized Ergonomic Computer Keyboard with silent scissor design. Rechargeable battery saves energy, no hassle of changing keyboard and mouse batteries.
- Multimedia hotkeys provide easy access to multimedia such as music, volume, internet, e-mail and so on.
- Suitable for desktop and laptop.

Keyboard Instructions

Power supply instructions: Switch the power to the ON position, the power indicator light is green, indicating successful startup. If the power indicator keeps flashing green light during use, it means that the battery is low and needs to be charged. Please charge the keyboard with the TYPE-C interface data cable. When charging, the power indicator light is constant red, which means it is charging, and the indicator light goes out when it is fully charged!

Keyboard connection method: Take out the 2 in 1 receiver and plug it into the computer's USB port to connect it.

ANY ISSUES TITLE AN EMAIL "ORDER ID+PROBLEM CONTENT" to unastud@yeah.net

Mouse Instruction

1. Do not put this optical mouse on the mirror, glass or uneven surface, which will seriously affect the function of the mouse.
2. Please keep this wireless Mouse away from sources of strong interference, such as: household microwave ovens and so on.
3. Please clean the Mouse with small amount of anhydrous alcohol by wiping when there is dirt, do not put the Mouse fully into liquid.
4. When you use the product, if the cursor does not move or bad behavior, please check your mouse or keyboard Electricity is sufficient.

Frequently Asked Questions

Q1: How to use the keyboard and mouse?

A1: The keyboard and mouse share one USB Receiver together. Just plug the USB receiver into your computer, no driver needed. You can use it within a distance of 10 meters, Going through the wall maybe impacted.

Q2: Is this compatible with IOS?

A2: The device supports WINDOWS/MAC/IOS, But the F1 to F12 multimedia function keys may not be supported IOS.

ANY ISSUES TITLE AN EMAIL "ORDER ID+PROBLEM CONTENT" to unastud@yeah.net

Q3: How long is the life of a lithium battery?

A3: The battery starts to decay after being charged 300 times, but it can still be used, the working time becomes shorter.

Q4: How long does the keyboard to be fully charged? How long can the keyboard battery last?

A4: If it is an ordinary charger, it takes 16 hours, if it is a fast charger, it takes about 5-6 hours. Under the fully charged, you can use it for over 750 hours. The standby time is 200 days.

Q5: If you meet this following questions or other more questions:

- 1 Does not match the device
- 2 The keys work intermittently
- 3 Input responded slowly, insensitive, lagging
- 4 Long charging time and Power consumption
- 5 The mouse scroll wheel is too unstable to move

A5: First, please make sure whether the keyboard can be turned on and power on. If it still can't be used, please contact our after-sales mailbox:

unastud@yeah.net

We will deal with your problem as soon as possible.

ANY ISSUES TITLE AN EMAIL "ORDER ID+PROBLEM CONTENT" to unastud@yeah.net

Product Parameters

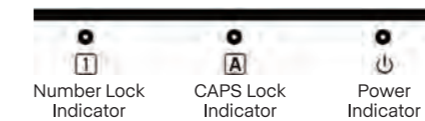
Wireless Mouse

Mouse Size:	4.9*2.7*1.4inches
Product Color:	black
Product Material:	ABS
Product Weight:	143±3g
Working Mode:	2.4GHz
battery capacity:	500mA
3 DPI Levels:	800/1200/1600

Wireless Keyboard

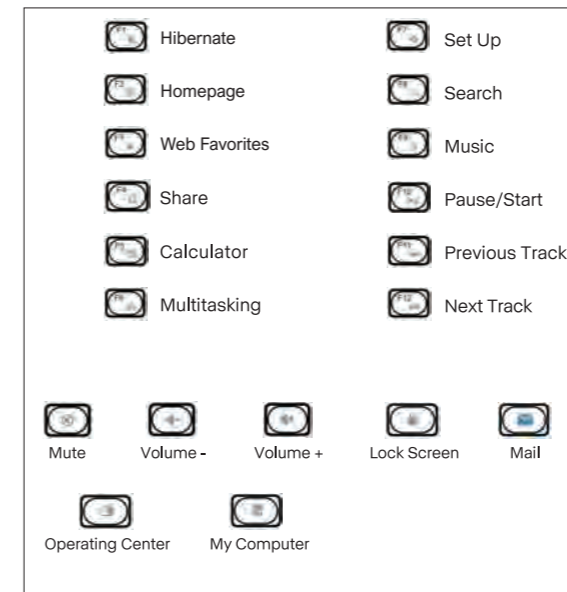
Keyboard Size:	16.6*8*0.7inches
Mouse pad Size:	9.9*9.1*1inches
Product Material:	ABS+Silicon
Product Weight:	500g±10g
Working Mode:	2.4GHz
Working Voltage:	5 V ± 5 %
Working Current:	35 mA
Built-in lithium battery:	1000mA
Working Range:	< 10m
Auto Sleep:	About 90 seconds

Indicator Function Instruction

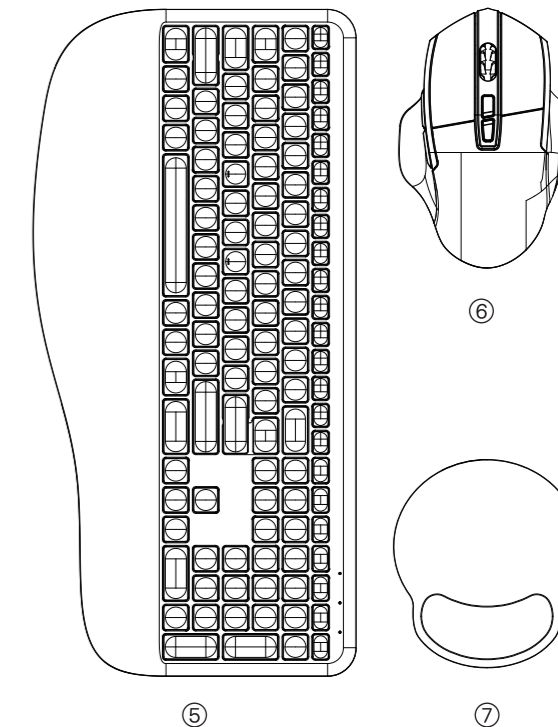


Multimedia Hotkeys

Multimedia Keys: ESC, F1-F12 need to be combined with FN to realize multimedia functions.



- 1 USB Cable X 1
- 2 USB C to USB Adapter X 1
- 3 Receiver X 1
- 4 Manual X 1
- 5 Box X 1
- 6 Keyboard X 1
- 7 Mouse X 1
- 8 Mouse Pad X 1



This device complies with part 15 of the FCC Rules. Operation is subject to the following two conditions: (1) This device may not cause harmful interference, and (2) this device must accept any interference received, including interference that may cause undesired operation.

Any Changes or modifications not expressly approved by the party responsible for compliance could void the user's authority to operate the equipment.

Note: This equipment has been tested and found to comply with the limits for a Class B digital device, pursuant to part 15 of the FCC Rules. These limits are designed to provide reasonable protection against harmful interference in a residential installation. This equipment generates uses and can radiate radio frequency energy and, if not installed and used in accordance with the instructions, may cause harmful interference to radio communications. However, there is no guarantee that interference will not occur in a particular installation. If this equipment does cause harmful interference to radio or television reception, which can be determined by turning the equipment off and on, the user is encouraged to try to correct the interference by one or more of the following measures:

- Reorient or relocate the receiving antenna.
- Increase the separation between the equipment and receiver.
- Connect the equipment into an outlet on a circuit different from that to which the receiver is connected.
- Consult the dealer or an experienced radio/TV technician for help.