
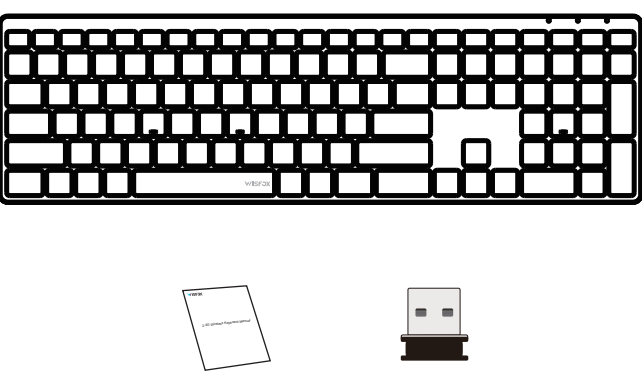
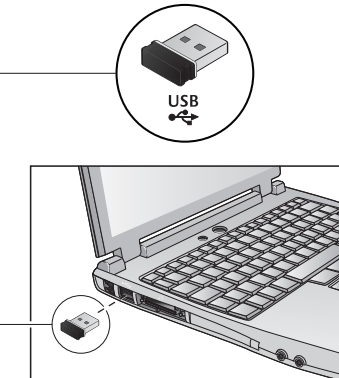
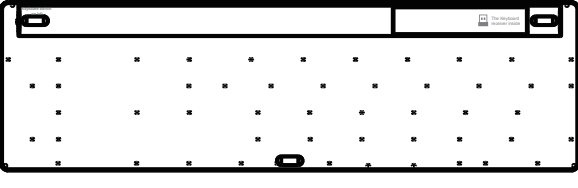

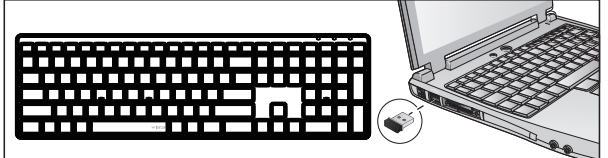
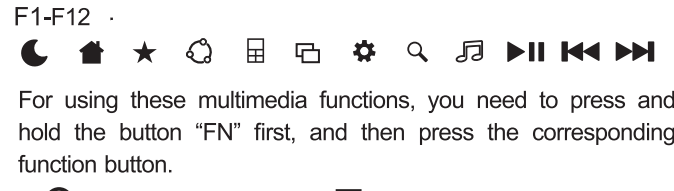


尺寸：105x148mm

材质：100g书纸

工艺：双面四色印刷 折页

<p><b>WISFOX</b></p> <p><b>2.4G Wireless Keyboard Manual</b></p>  <p>Model: 636</p>	<p><b>EN</b></p> <p><b>Product Specification</b></p> <p>Connection:2.4G Wireless Connection Receiver type:USB Nano Receiver Standby hours:900 hours Working time:180 hours of typing Working distance:10 meters from the receiver without obstruction Power: two AAA batteries for keyboard(NOT INCLUDED)</p> <p><b>You will receive</b></p> 	<p><b>How to set up</b></p> <p><b>1</b></p>  <p><b>2</b></p> 	<p>Receiver Case Lock - BateriaSign</p>  <p><b>FAQ:</b></p> <p>Q1: What should I do if the keyboard become sticky after a period of usage. A1: This usually happens due to low power .Please replace the battery on the keyboard and try again. Q2:What should I do if I can't type with the keyboard? A2:First,please make sure whether the keyboard can be turned on. If you can't turn on the keyboard, please change the battery and try again, if it still won't work, please contact us if you can turn on the keyboard just it won't type, please try repairing the keyboard with the USB receiver.</p>	<p><b>How to repair the keyboard to the USB receiver</b></p> <p>Step 1: Insert the USB receiver and place the keyboard as closely as possible to the USB receiver.</p>  <p><b>Instruction of the Multi-function keys</b></p> <p>F1 F2 F3 F4 F5 F6 F7 F8 F9 F10 F11 F12 ◀ ▶ ⌂</p> <p>Press F1-F12 keys directly, you can only use the functions of F1-F12 .</p>  <p>For using these multimedia functions, you need to press and hold the button "FN" first, and then press the corresponding function button.</p> <p>search advance Back Calculator</p>	<p><b>WARNING</b></p> <ul style="list-style-type: none"><li>Do not expose this product to water. Prevent liquid from entering this product. Water or humidity may cause short-circuit and damage this keyboard.</li><li>Do not drop or hit this product. Shocks may damage the components inside.</li><li>Do not put this product near extreme heat or fire.</li><li>Do not try to disassemble or modify this product on your own.</li></ul> <p><b>WARRANTY COVERAGE</b></p> <p>30-day unconditional money-back guarantee. If you are not completely satisfied with this product for any reason, WisFox will gladly refund your purchase price within 30 days of purchase (from the date of retail purchase).</p> <p>1-year limited warranty, ONE(1) YEAR from the date of retail purchase. If a hardware defect arises (not due to personal alterations or attempted repairs) and a valid claim is received within the Warranty Period, WisFox will either:</p> <ol style="list-style-type: none"><li>Repair the product at no charge.</li><li>Exchange the product with a product that is new or which has been manufactured from serviceable used parts and is at least functionally equivalent to the original product.</li><li>Refund the purchase price of the product.</li></ol> <p>WisFox may request that you send the product back to our address for the replacement/refund.The location will change according to your area of residence. Please contact our customer service for confirmation. WisFox WILL NOT cover the shipping cost. WisFox only offers warranty service for our official Amazon store and distributors. We need the order information, for example, the Amazon order number to verify your order.</p>	<p><b>Note</b></p> <p>The multimedia keys are for Win 8 and Win 10,for other systems, there may be no function for some combined keys. This equipment has been tested and found to comply with the limits for a Class B digital device, pursuant to part 15 of the FCC Rules. These limits are designed to provide reasonable protection against harmful interference in a residential installation. This equipment generates uses and can radiate radio frequency energy and, if not installed and used in accordance with the instructions, may cause harmful interference to radio communications. However, there is no guarantee that interference will not occur in a particular installation. If this equipment does cause harmful interference to radio or television reception, which can be determined by turning the equipment off and on, the user is encouraged to try to correct the interference by one or more of the following measures:</p> <ul style="list-style-type: none"><li>Reorient or relocate the receiving antenna.</li><li>Increase the separation between the equipment and receiver.</li><li>Connect the equipment into an outlet on a circuit different from that to which the receiver is connected.</li><li>Consult the dealer or an experienced radio/TV technician for help.</li></ul> <p>Changes or modifications not expressly approved by the party responsible for compliance could void the user's authority to operate the equipment.</p> <p>This device complies with Part 15 of the FCC Rules. Operation is subject to the following two conditions:</p> <ol style="list-style-type: none"><li>This device may not cause harmful interference</li><li>This device must accept any interference received, including interference that may cause undesired operation.</li></ol>
---	--	---	--	--	---	--

This device complies with part 15 of the FCC Rules. Operation is subject to the following two conditions: (1) This device may not cause harmful interference, and (2) this device must accept any interference received, including interference that may cause undesired operation.

Any Changes or modifications not expressly approved by the party responsible for compliance could void the user's authority to operate the equipment.

**Note:** This equipment has been tested and found to comply with the limits for a Class B digital device, pursuant to part 15 of the FCC Rules. These limits are designed to provide reasonable protection against harmful interference in a residential installation. This equipment generates uses and can radiate radio frequency energy and, if not installed and used in accordance with the instructions, may cause harmful interference to radio communications. However, there is no guarantee that interference will not occur in a particular installation. If this equipment does cause harmful interference to radio or television reception, which can be determined by turning the equipment off and on, the user is encouraged to try to correct the interference by one or more of the following measures:

- Reorient or relocate the receiving antenna.
- Increase the separation between the equipment and receiver.
- Connect the equipment into an outlet on a circuit different from that to which the receiver is connected.
- Consult the dealer or an experienced radio/TV technician for help.