



TEST REPORT

No. 24T04N000907-001-SAR

For

COOSEA GROUP (HK) COMPANY LIMITED

Smart Phone

Model Name: SN509A/SN509C

With

Hardware Version: 1.0

Software Version: SN509AA10017/SN509CC10017

FCC ID: 2A28USN509

Issued Date: 2024-07-08

Designation Number: CN1210

Note:

The test results in this test report relate only to the devices specified in this report. This report shall not be reproduced except in full without the written approval of SAICT.

Test Laboratory:

SAICT, Shenzhen Academy of Information and Communications Technology

Building G, Shenzhen International Innovation Center, No.1006 Shennan Road, Futian District, Shenzhen, Guangdong, P. R. China 518000.

Tel:+86(0)755-33322000, Fax:+86(0)755-33322001

Email: yewu@caict.ac.cn. www.saict.ac.cn



REPORT HISTORY

Report Number	Revision	Description	Issue Date
24T04N000907-001-SAR	Rev.0	1st edition	2024-07-08



CONTENTS

- 1. Summary of Test Report.....5**
 - 1.1. Test Items..... 5
 - 1.2. Test Standards..... 5
 - 1.3. Test Result..... 5
 - 1.4. Testing Location..... 5
 - 1.5. Project Data..... 5
 - 1.6. Signature..... 5
- 2. Statement of Compliance.....6**
- 3. Client Information8**
 - 3.1. Applicant Information 8
 - 3.2. Manufacturer Information..... 8
- 4. Equipment under Test (EUT) and Ancillary Equipment (AE).....9**
 - 4.1. About EUT 9
 - 4.2. Internal Identification of EUT used during the test10
 - 4.3. Internal Identification of AE used during the test.....10
 - 4.4. General Description10
- 5. Test Methodology.....12**
 - 5.1. Applicable Limit Regulations12
 - 5.2. Applicable Measurement Standards.....12
- 6. Specific Absorption Rate (SAR)13**
 - 6.1. Introduction13
 - 6.2. SAR Definition13
- 7. Tissue Simulating Liquids.....14**
 - 7.1. Targets for tissue simulating liquid.....14
 - 7.2. Dielectric Performance.....14
- 8. System verification16**
 - 8.1. System Setup.....16
 - 8.2. System Verification17
- 9. Measurement Procedures18**
 - 9.1. Tests to be performed18
 - 9.2. General Measurement Procedure20
 - 9.3. WCDMA Measurement Procedures for SAR21
 - 9.4. SAR Measurement for LTE22
 - 9.5. LTE (TDD) Considerations23
 - 9.6. Bluetooth & WLAN Measurement Procedures for SAR.....24
 - 9.7. Power Drift24



9.8. Proximity Sensor Considerations24

10. Conducted Output Power.....25

10.1. WCDMA Measurement result.....26

10.2. LTE Measurement result.....30

10.3. NR Measurement result.....59

10.4. Bluetooth and WLAN Measurement result.....75

11. Simultaneous TX SAR Considerations80

11.1. Introduction.....80

11.2. Transmit Antenna Separation Distances.....80

11.3. SAR Measurement Positions.....83

11.4. Evaluation of Simultaneous.....84

12. Summary of Test Results87

12.1. Testing Environment88

12.2. Test Results.....89

13. SAR Measurement Variability101

14. Measurement Uncertainty102

14.1. Measurement Uncertainty for Normal SAR Tests (300MHz~3GHz).....102

14.2. Measurement Uncertainty for Normal SAR Tests (3GHz~6GHz).....103

15. Main Test Instruments104

ANNEX A: Graph Results105

ANNEX B: SystemVerification Results145

ANNEX C: SAR Measurement Setup.....159

ANNEX D: Position of the wireless device in relation to the phantom165

ANNEX E: Equivalent Media Recipes.....168

ANNEX F: System Validation169

ANNEX G: DAE Calibration Certificate170

ANNEX H: Probe Calibration Certificate.....175

ANNEX I: Dipole Calibration Certificate.....219

ANNEX J: Extended Calibration SAR Dipole294

ANNEX K: Sensor Triggering Data Summary297

1. Summary of Test Report

1.1. Test Items

Description: Smart Phone
Model Name: SN509A/SN509C
Applicant's Name: COOSEA GROUP (HK) COMPANY LIMITED
Manufacturer's Name: COOSEA GROUP (HK) COMPANY LIMITED

1.2. Test Standards

ANSI C95.1:1992, IEEE 1528:2013

1.3. Test Result

Pass. Please refer to "12. Summary of Test Results"

1.4. Testing Location


Address: Building G, Shenzhen International Innovation Center, No.1006 Shennan Road, Futian District, Shenzhen, Guangdong, P. R. China

1.5. Project Data


Testing Start Date: 2024-05-07

Testing End Date: 2024-06-28


1.6. Signature



Li Yongfu
(Prepared this test report)



Liu Jian
(Reviewed this test report)



Cao Junfei
(Approved this test report)

2. Statement of Compliance

The maximum results of Specific Absorption Rate (SAR) found during testing for COOSEA GROUP (HK) COMPANY LIMITED Smart Phone SN509A/SN509C are as follows:

Table 2.1: Highest Reported SAR (1g)

Equipment Class	Frequency Bands	1g SAR (W/kg)		
		Head (Separation 0mm)	Hotspot (Separation 10mm)	Body-worn (Separation 15mm)
PCE	WCDMA Band 2	0.75	0.65	0.56
	WCDMA Band 4	0.86	0.71	0.58
	WCDMA Band 5	0.36	0.55	0.55 ^[1]
	LTE Band 2	0.88	0.91	0.67
	LTE Band 5	0.36	0.44	0.44 ^[1]
	LTE Band 7	0.55	0.68	0.37
	LTE Band 12/17	0.37	0.47	0.46 ^[1]
	LTE Band 14	0.35	0.46	0.40 ^[1]
	LTE Band 30	0.83	0.94	0.79
	LTE Band 66/4	0.94	0.83	0.48
	NR n2	0.93	0.70	0.94
	NR n5	0.26	0.39	0.39 ^[1]
	NR n30	0.84	0.77	1.01
	NR n66	0.90	0.66	0.55
NR n77	0.86	0.92	0.77	
DSS	Bluetooth	0.17	0.04	0.04 ^[1]
DTS	WLAN 2.4GHz	0.38	0.44	0.19
NII	WLAN 5GHz	0.52	0.40	0.45

Note1: SAR result at 10mm is used for conservative evaluation.

Table 2.2: Highest Reported SAR (10g)

Equipment Class	Frequency Bands	Extremity 10g SAR (W/Kg) (Separation Distance 0mm)
PCE	NR n30	2.13
NII	WLAN 5GHz	0.33

The SAR values found for the Smart Phone are below the maximum recommended levels of 1.6 W/Kg as averaged over any 1g tissue according to the ANSI C95.1:1992.

The measurement together with the test system set-up is described in annex C of this test report. A detailed description of the equipment under test can be found in chapter 4 of this test report.

The highest reported SAR value is obtained at the case of (Table 2.1&2.2), Head value is **0.94 W/kg (1g)**, Hotspot value is **0.94 W/kg (1g)**, Body-worn value is **1.01 W/kg (1g)** and Extremity SAR value is **2.13 W/kg (10g)**.

Table 2.3: Maximum Simultaneous Transmission SAR

/	Position	Sum (W/kg)
Highest reported SAR value for Head	Left Cheek (DC_66A_n77A + WLAN 5GHz)	1.39
	Left Cheek (DC_66A_n77A + Bluetooth)	1.09
Highest reported SAR value for Hotspot	Rear Side (LTE B30 + WLAN 2.4GHz)	1.38
	Rear Side (LTE B30 + Bluetooth)	0.98
Highest reported SAR value for Body-worn	Rear Side (NR n30 + WLAN 5GHz)	1.39
	Rear Side (DC_12A_n77A + Bluetooth)	1.04
Highest reported SAR value for Extremity	Rear Side (NR n30 + WLAN 5GHz / NR n30 + WLAN 5GHz + NFC)	2.23

Note: the test positions of above tables are for the worse case that has been evaluated.

According to the above tables, the highest sum of reported SAR values is **1.39 W/kg (1g)** and **2.23 W/kg (10g)**.

The detail for simultaneous transmission consideration is described in chapter 11.



3. Client Information

3.1. Applicant Information

Company Name:	COOSEA GROUP (HK) COMPANY LIMITED
Address:	UNIT 5-6 16/F MULTIFIELD PLAZA 3-7A PRAT AVENUE TSIMSHATSUI KL
Contact:	Zhao jiandong
Email:	zhaojiandong@cooseagroup.com
Telephone:	+86 137-5984-9661

3.2. Manufacturer Information

Company Name:	COOSEA GROUP (HK) COMPANY LIMITED
Address:	UNIT 5-6 16/F MULTIFIELD PLAZA 3-7A PRAT AVENUE TSIMSHATSUI KL
Contact:	Zhao jiandong
Email:	zhaojiandong@cooseagroup.com
Telephone:	+86 137-5984-9661

4. Equipment under Test (EUT) and Ancillary Equipment (AE)

4.1. About EUT

Description:	Smart Phone
Model Name:	SN509A/SN509C
Condition of EUT as received:	No obvious damage in appearance
Frequency Bands:	WCDMA Band 1/2/4/5/8, LTE Band 2/3/4/5/7/12/14/17/20/29/30/66, NR FR1 n2/n5/n30/n66/n77, Bluetooth, WLAN 2.4GHz/5GHz, NFC
Tested Tx Frequency:	1850 – 1910MHz (WCDMA Band 2)
	1710 – 1755MHz (WCDMA Band 4)
	824 – 849MHz (WCDMA Band 5)
	1850 – 1910MHz (LTE Band 2)
	1710 – 1755MHz (LTE Band 4)
	824 – 849MHz (LTE Band 5)
	2500 – 2570MHz (LTE Band 7)
	699 – 716MHz (LTE Band 12)
	788 – 798MHz (LTE Band 14)
	704 – 716MHz (LTE Band 17)
	2305 – 2315MHz (LTE Band 30)
	1710 – 1780MHz (LTE Band 66)
	1850 – 1910MHz (NR n2)
	824 – 849MHz (NR n5)
	2305 – 2315MHz (NR n30)
	1710 – 1780MHz (NR n66)
	3450 – 3550MHz, 3700 – 3980MHz (NR n77)
2402 – 2480MHz (Bluetooth)	
2412 – 2462MHz (WLAN 2.4GHz)	
5150 – 5850MHz (WLAN 5GHz)	
13.56MHz (NFC)	
Test device Production information:	Production unit
Device type:	Portable device
Antenna type:	Integrated antenna
Hotspot mode:	Support
Product Dimensions:	Long 170.4mm; Wide 78.8mm; Overall Diagonal 181.06mm
Note: This device WLAN 5GHz U-NII-2A and U-NII-2C don't support hotspot operation.	

4.2. Internal Identification of EUT used during the test

EUT ID*	IMEI	HW Version	SW Version	Receipt Date
UT01aa	352095330005384	1.0	SN509AA10017	2024-05-02
UT02aa	352095330005053	1.0	SN509AA10017	2024-05-02
UT03aa	352095330005061	1.0	SN509AA10017	2024-05-02
UT04aa	352095330006374	1.0	SN509AA10017	2024-05-02
UT05aa	352095330006598	1.0	SN509AA10017	2024-05-02
UT06aa	352095330006192	1.0	SN509AA10017	2024-05-02
UT07aa	352095330006648	1.0	SN509AA10017	2024-05-02

*EUT ID: is used to identify the test sample in the lab internally.

Note: It is performed to test SAR with the UT04aa & UT05aa & UT06aa & UT07aa, and conducted power with the UT01aa & UT02aa & UT03aa.

4.3. Internal Identification of AE used during the test

AE ID*	Description	Model	Manufacturer
AE1	Battery	BL-A67CT	Huizhou Highpower Technology Co., Ltd.

*AE ID: is used to identify the test sample in the lab internally.

4.4. General Description





According to “Justification Letter” provided by applicant, the table below shows the difference between SN509A and SN509C

Difference \ Model	SN509A	SN509C
Brand Name	AT&T	Cricket
Software Version	SN509AA10017	SN509CC10017
Appearance	The difference between the two products is that the back cover color and logo are different.	

This report is based on the model SN509A for the primary complete test.

According to the declaration of differences by manufacturer, all tests results of the model SN509C is cited from the model SN509A, there is no need to add any additional tests.

According to “Justification Letter” provided by applicant, SN509A/C Product DVT and PVT Difference Statement:

Difference \ Product	DVT	PVT
structural parts	<p>There are 2 openings in the middle frame of the structural parts, and conductive foam is installed</p>	<p>The 2 openings in the middle frame of the structural parts are closed.</p>
	<div style="display: flex; justify-content: space-around; align-items: center;"> <div style="text-align: center;"> <p>DVT</p>  </div> <div style="text-align: center;"> <p>PVT</p>  </div> </div>	
PCBA	<p>The mainboard material combiner U3198 is white</p>	<p>The mainboard material combiner U3198 is black</p>
	<div style="display: flex; justify-content: space-around; align-items: center;"> <div style="text-align: center;"> <p>DVT</p>  </div> <div style="text-align: center;"> <p>PVT</p>  </div> </div>	

We'll perform the SAR measurement with DVT and Spot check test with PVT.



5. Test Methodology

5.1. Applicable Limit Regulations

ANSI C95.1:1992 IEEE Standard for Safety Levels with Respect to Human Exposure to Radio Frequency Electromagnetic Fields, 3 kHz to 300 GHz.

It specifies the maximum exposure limit of **1.6 W/kg** as averaged over any 1 gram of tissue for portable devices being used within 20 cm of the user in the uncontrolled environment.

5.2. Applicable Measurement Standards

IEEE 1528:2013 Recommended Practice for Determining the Peak Spatial-Average Specific Absorption Rate (SAR) in the Human Head from Wireless Communications Devices: Experimental Techniques.

KDB 447498 D01 General RF Exposure Guidance v06 RF Exposure Procedures and Equipment Authorization Policies for Mobile and Portable Devices

KDB 648474 D04 Handset SAR v01r03 SAR Evaluation Considerations for Wireless Handsets.

KDB 941225 D01 SAR test for 3G devices v03r01 SAR Measurement Procedures for 3G Devices

KDB 941225 D05 SAR for LTE Devices v02r05 SAR Evaluation Considerations for LTE Devices

KDB 941225 D06 Hot Spot SAR v02r01 SAR Evaluation Procedures for Portable Devices with Wireless Router Capabilities

KDB 248227 D01 802.11 Wi-Fi SAR v02r02 SAR Guidance for IEEE 802.11 (Wi-Fi) Transmitters.

KDB 865664 D01 SAR measurement 100 MHz to 6 GHz v01r04 SAR Measurement Requirements for 100 MHz to 6 GHz

KDB 865664 D02 RF Exposure Reporting v01r02 RF Exposure Compliance Reporting and Documentation Considerations

KDB 941225 D07 UMPC Mini Tablet v01r02 SAR Evaluation Procedures for UMPC Mini-Tablet Devices

KDB 941225 D05A LTE Rel.10 KDB Inquiry Sheet v01r02: REL. 10 LTE SAR TEST GUIDANCE AND KDB INQUIRIES

TCB workshop May 2017: RF Exposure Procedures

TCB workshop October 2018: RF Exposure Procedures

TCB workshop April 2019: RF Exposure Procedures

TCB workshop November 2019: RF Exposure Policy Updates

TCB workshop April 2020: RF Exposure Policies and Procedures - Status

TCB workshop October 2020: RF Exposure Procedures

TCB workshop April 2022: RF Exposure Procedures

6. Specific Absorption Rate (SAR)

6.1. Introduction

SAR is related to the rate at which energy is absorbed per unit mass in an object exposed to a radio field. The SAR distribution in a biological body is complicated and is usually carried out by experimental techniques or numerical modeling. The standard recommends limits for two tiers of groups, occupational/controlled and general population/uncontrolled, based on a person's awareness and ability to exercise control over his or her exposure. In general, occupational/controlled exposure limits are higher than the limits for general population/uncontrolled.

6.2. SAR Definition

The SAR definition is the time derivative (rate) of the incremental energy (dW) absorbed by (dissipated in) an incremental mass (dm) contained in a volume element (dv) of a given density (ρ). The equation description is as below:

$$SAR = \frac{d}{dt} \left(\frac{dW}{dm} \right) = \frac{d}{dt} \left(\frac{dW}{\rho dv} \right)$$

SAR is expressed in units of Watts per kilogram (W/kg)

SAR measurement can be either related to the temperature elevation in tissue by

$$SAR = c \left(\frac{\delta T}{\delta t} \right)$$

Where: C is the specific heat capacity, δT is the temperature rise and δt is the exposure duration, or related to the electrical field in the tissue by

$$SAR = \frac{\sigma |E|^2}{\rho}$$

Where: σ is the conductivity of the tissue, ρ is the mass density of tissue and E is the RMS electrical field strength.

However for evaluating SAR of low power transmitter, electrical field measurement is typically applied.

7. Tissue Simulating Liquids

7.1. Targets for tissue simulating liquid

Table 7.1: Targets for tissue simulating liquid


Frequency (MHz)	Liquid Type	Conductivity (σ)	$\pm 5\%$ Range	Permittivity (ϵ)	$\pm 5\%$ Range
750	Head	0.89	0.85~0.93	41.9	39.8~44.0
835	Head	0.90	0.86~0.95	41.5	39.4~43.6
1750	Head	1.37	1.30~1.44	40.1	38.1~42.1
1900	Head	1.40	1.33~1.47	40.0	38.0~42.0
2300	Head	1.67	1.57~1.75	39.5	37.5~41.4
2450	Head	1.80	1.71~1.89	39.2	37.2~41.2
2550	Head	1.91	1.81~2.01	39.1	37.1~41.0
3500	Head	2.91	2.77~3.05	37.9	36.0~39.8
3700	Head	3.12	2.97~3.27	37.7	35.8~39.5
3900	Head	3.32	3.16~3.48	37.5	35.7~39.3
5250	Head	4.71	4.47~4.95	35.9	34.1~37.7
5600	Head	5.07	4.82~5.32	35.5	33.8~37.3
5750	Head	5.22	4.96~5.48	35.4	33.6~37.1

7.2. Dielectric Performance


Table 7.2: Dielectric Performance of Tissue Simulating Liquid

Measurement Date (yyyy-mm-dd)	Frequency (MHz)	Type	Conductivity σ (S/m)	Drift (%)	Permittivity ϵ	Drift (%)
2024-05-09	750	Head	0.905	1.69	41.39	-1.22
2024-05-07	835	Head	0.918	2.00	40.86	-1.54
2024-06-21	1750	Head	1.359	-0.80	40.93	2.07
2024-06-24	1900	Head	1.393	-0.50	40.89	2.23
2024-06-23	2300	Head	1.689	1.14	38.73	-1.95
2024-06-28	2450	Head	1.826	1.44	38.24	-2.45
2024-06-26	2550	Head	1.937	1.41	38.35	-1.92
2024-06-22	3500	Head	2.943	1.13	37.19	-1.87
2024-06-22	3700	Head	3.081	-1.25	38.47	2.04
2024-06-22	3900	Head	3.302	-0.54	37.94	1.17
2024-06-27	5250	Head	4.652	-1.23	36.98	3.01
2024-06-27	5600	Head	5.149	1.56	34.40	-3.10
2024-06-27	5750	Head	5.185	-0.67	36.37	2.74
2024-06-15	13	Head	0.767	2.26	53.91	-1.98

Note: The liquid temperature is 22.0°C.



Picture 7.1 Liquid depth in the Head Phantom (0.7GHz - 6.5GHz)

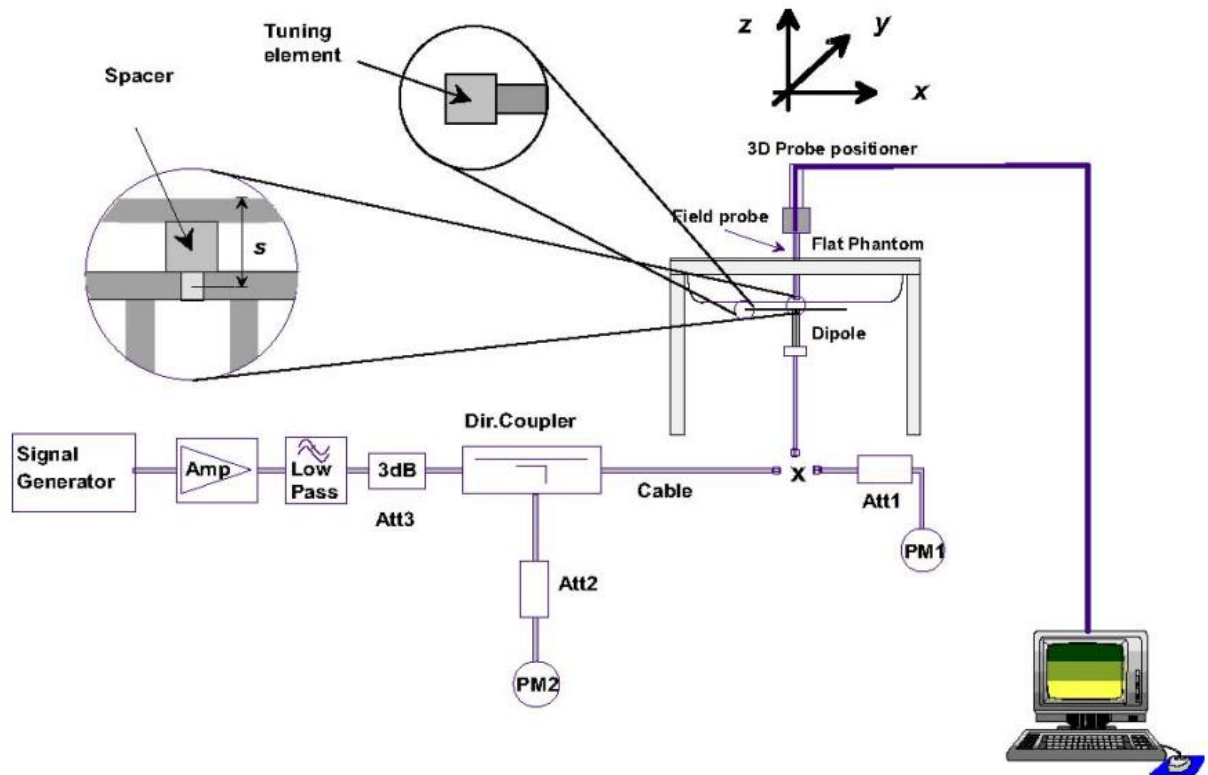


Picture 7.1 Liquid depth in the Flat Phantom (0.7GHz - 6.5GHz)

8. System verification

8.1. System Setup


In the simplified setup for system evaluation, the DUT is replaced by a calibrated dipole and the power source is replaced by a continuous wave that comes from a signal generator. The calibrated dipole must be placed beneath the flat phantom section of the SAM twin phantom with the correct distance holder. The distance holder should touch the phantom surface with a light pressure at the reference marking and be oriented parallel to the long side of the phantom. The equipment setup is shown below:



Picture 8.1 System Setup for System Evaluation

For the dipole below 3GHz, the output power on dipole port must be calibrated to 24 dBm (250mW) before dipole is connected.

For the dipole above 3GHz, the output power on dipole port must be calibrated to 20 dBm (100mW) before dipole is connected.



Picture 8.2 Photo of Dipole Setup

8.2. System Verification

SAR system verification is required to confirm measurement accuracy, according to the tissue dielectric media, probe calibration points and other system operating parameters required for measuring the SAR of a test device. The system verification must be performed for each frequency band and within the valid range of each probe calibration point required for testing the device.

Table 8.1: System Verification of Head

Measurement Date	Frequency (MHz)	Target value (W/kg)		Measured value (W/kg)				Deviation (%)	
				/		Normalize to 1W			
		1 g	10 g	1 g	10 g	1 g	10 g	1 g	10 g
2024-05-09	750	8.48	5.62	2.19	1.43	8.76	5.72	3.30	1.78
2024-05-07	835	9.64	6.29	2.50	1.62	10.00	6.48	3.73	3.02
2024-06-21	1750	36.30	19.60	8.95	4.87	35.80	19.48	-1.38	-0.61
2024-06-24	1900	40.20	20.50	9.88	5.10	39.52	20.40	-1.69	-0.49
2024-06-23	2300	48.30	22.70	12.3	5.71	49.20	22.84	1.86	0.62
2024-06-28	2450	53.20	24.20	13.5	6.11	54.00	24.44	1.50	0.99
2024-06-26	2550	55.00	25.00	13.9	6.33	55.60	25.32	1.09	1.28
2024-06-22	3500	65.40	25.60	6.74	2.62	67.40	26.20	3.06	2.34
2024-06-22	3700	66.70	25.00	6.53	2.47	65.30	24.70	-2.10	-1.20
2024-06-22	3900	67.00	24.00	6.52	2.38	65.20	23.80	-2.69	-0.83
2024-06-27	5250	79.70	22.80	7.79	2.25	77.90	22.50	-2.26	-1.32
2024-06-27	5600	82.60	23.60	8.45	2.39	84.50	23.90	2.30	1.27
2024-06-27	5750	78.50	22.10	7.62	2.16	76.20	21.60	-2.93	-2.26
2024-06-15	13	0.466	0.287	0.478	0.292	0.478	0.292	2.58	1.74

9. Measurement Procedures

9.1. Tests to be performed

In order to determine the highest value of the peak spatial-average SAR of a handset, all device positions, configurations and operational modes shall be tested for each frequency band according to steps 1 to 3 below. A flowchart of the test process is shown in picture 9.1.

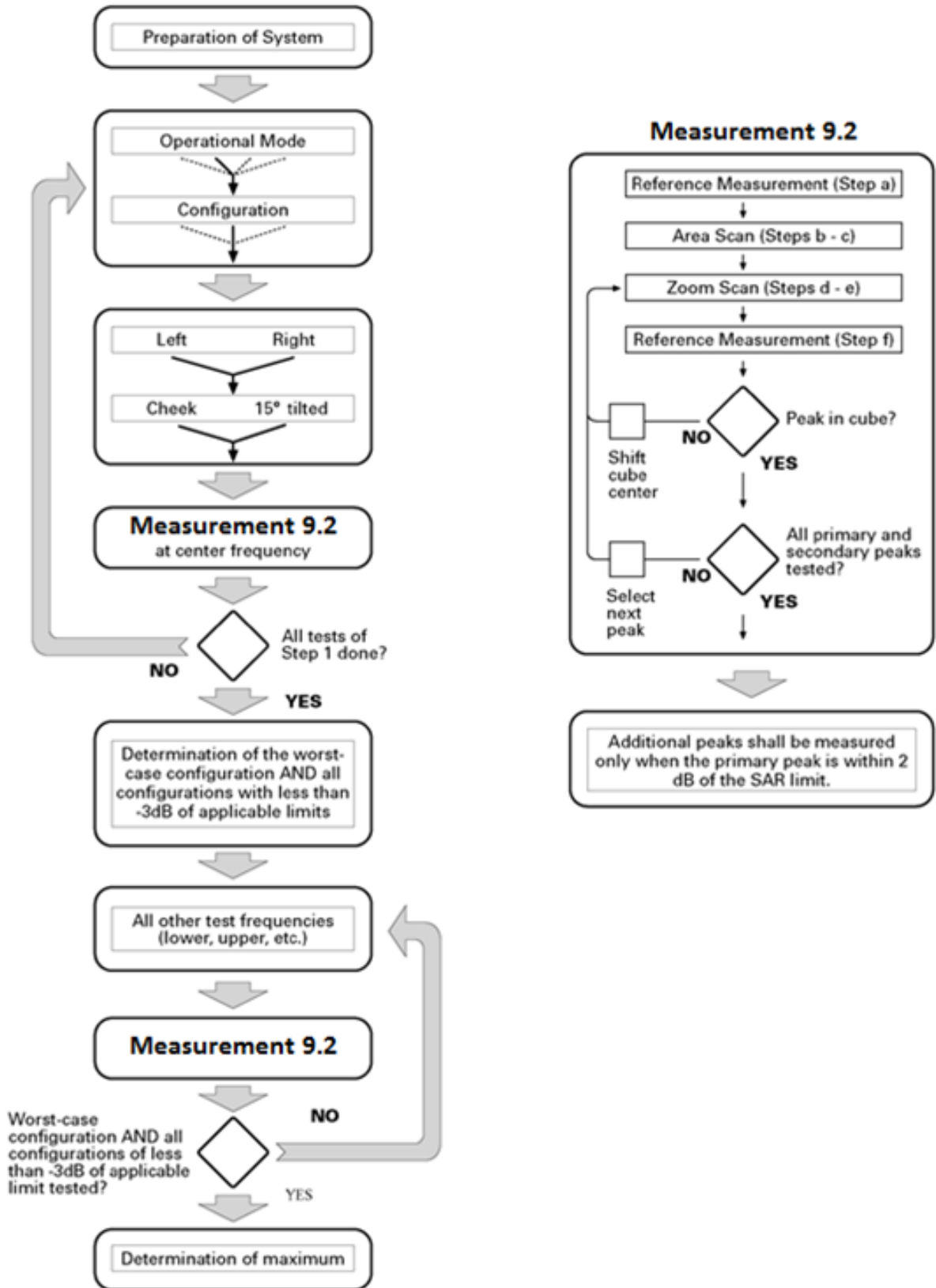
Step 1: The tests described in 9.2 shall be performed at the channel that is closest to the center of the transmit frequency band (f_c) for:

- a) all device positions (cheek and tilt, for both left and right sides of the SAM phantom, as described in annex D),
- b) all configurations for each device position in a), e.g., antenna extended and retracted, and
- c) all operational modes, e.g., analogue and digital, for each device position in a) and configuration in b) in each frequency band.

If more than three frequencies need to be tested according to 11.1 (i.e., $N_C > 3$), then all frequencies, configurations and modes shall be tested for all of the above test conditions.

Step 2: For the condition providing highest peak spatial-average SAR determined in Step 1, perform all tests described in 9.2 at all other test frequencies, i.e., lowest and highest frequencies. In addition, for all other conditions (device position, configuration and operational mode) where the peak spatial-average SAR value determined in Step 1 is within 3 dB of the applicable SAR limit, it is recommended that all other test frequencies shall be tested as well.

Step 3: Examine all data to determine the highest value of the peak spatial-average SAR found in Steps 1 to 2.



Picture 9.1 Block diagram of the tests to be performed

9.2. General Measurement Procedure

The area and zoom scan resolutions specified in the table below must be applied to the SAR measurements and fully documented in SAR reports to qualify for TCB approval. Probe boundary effect error compensation is required for measurements with the probe tip closer than half a probe tip diameter to the phantom surface. Both the probe tip diameter and sensor offset distance must satisfy measurement protocols; to ensure probe boundary effect errors are minimized and the higher fields closest to the phantom surface can be correctly measured and extrapolated to the phantom surface for computing 1-g SAR. Tolerances of the post-processing algorithms must be verified by the test laboratory for the scan resolutions used in the SAR measurements, according to the reference distribution functions specified in IEEE Std 1528-2013. The results should be documented as part of the system validation records and may be requested to support test results when all the measurement parameters in the following table are not satisfied.

		≤ 3 GHz	> 3 GHz	
Maximum distance from closest measurement point (geometric center of probe sensors) to phantom surface		5 ± 1 mm	$\frac{\delta}{2} \cdot \ln(2) \pm 0.5$ mm	
Maximum probe angle from probe axis to phantom surface normal at the measurement location		$30^\circ \pm 1^\circ$	$20^\circ \pm 1^\circ$	
Maximum area scan spatial resolution: Δx_{Area} , Δy_{Area}		≤ 2 GHz: ≤ 15 mm 2 – 3 GHz: ≤ 12 mm	3 – 4 GHz: ≤ 12 mm 4 – 6 GHz: ≤ 10 mm	
		When the x or y dimension of the test device, in the measurement plane orientation, is smaller than the above, the measurement resolution must be \leq the corresponding x or y dimension of the test device with at least one measurement point on the test device.		
Maximum zoom scan spatial resolution: Δx_{Zoom} , Δy_{Zoom}		≤ 2 GHz: ≤ 8 mm 2 – 3 GHz: ≤ 5 mm*	3 – 4 GHz: ≤ 5 mm* 4 – 6 GHz: ≤ 4 mm*	
Maximum zoom scan spatial resolution, normal to phantom surface	uniform grid: $\Delta z_{Zoom}(n)$	≤ 5 mm	3 – 4 GHz: ≤ 4 mm 4 – 5 GHz: ≤ 3 mm 5 – 6 GHz: ≤ 2 mm	
	graded grid	$\Delta z_{Zoom}(1)$: between 1 st two points closest to phantom surface	≤ 4 mm	3 – 4 GHz: ≤ 3 mm 4 – 5 GHz: ≤ 2.5 mm 5 – 6 GHz: ≤ 2 mm
		$\Delta z_{Zoom}(n>1)$: between subsequent points	$\leq 1.5 \cdot \Delta z_{Zoom}(n-1)$	
Minimum zoom scan volume	x, y, z	≥ 30 mm	3 – 4 GHz: ≥ 28 mm 4 – 5 GHz: ≥ 25 mm 5 – 6 GHz: ≥ 22 mm	
Note: δ is the penetration depth of a plane-wave at normal incidence to the tissue medium; see draft standard IEEE P1528-2011 for details. * When zoom scan is required and the <i>reported</i> SAR from the area scan based 1-g SAR estimation procedures of KDB 447498 is ≤ 1.4 W/kg, ≤ 8 mm, ≤ 7 mm and ≤ 5 mm zoom scan resolution may be applied, respectively, for 2 GHz to 3 GHz, 3 GHz to 4 GHz and 4 GHz to 6 GHz.				

9.3. WCDMA Measurement Procedures for SAR

The following procedures are applicable to WCDMA handsets operating under 3GPP Release99, Release 5 and Release 6. The default test configuration is to measure SAR with an established radio link between the DUT and a communication test set using a 12.2kbps RMC (reference measurement channel) configured in Test Loop Mode 1. SAR is selectively confirmed for other physical channel configurations (DPCCH & DPDCH_n), HSDPA and HSPA (HSUPA/HSDPA) modes according to output power, exposure conditions and device operating capabilities. Both uplink and downlink should be configured with the same RMC or AMR, when required. SAR for Release 5 HSDPA and Release 6 HSPA are measured using the applicable FRC (fixed reference channel) and E-DCH reference channel configurations. Maximum output power is verified according to applicable versions of 3GPP TS 34.121 and SAR must be measured according to these maximum output conditions. When Maximum Power Reduction (MPR) is not implemented according to Cubic Metric (CM) requirements for Release 6 HSPA, the following procedures do not apply.

For Release 5 HSDPA Data Devices:

Sub-test	β_c	β_d	β_d (SF)	β_c / β_d	β_{hs}	CM/dB
1	2/15	15/15	64	2/15	4/15	0.0
2	12/15	15/15	64	12/15	24/25	1.0
3	15/15	8/15	64	15/8	30/15	1.5
4	15/15	4/15	64	15/4	30/15	1.5

For Release 6 HSPA Data Devices

Sub-test	β_c	β_d	β_d (SF)	β_c / β_d	β_{hs}	β_{ec}	β_{ed}	β_{ed} (SF)	β_{ed} (codes)	CM (dB)	MPR (dB)	AG Index	E-TFCI
1	11/15	15/15	64	11/15	22/15	209/225	1039/225	4	1	1.0	0.0	20	75
2	6/15	15/15	64	6/15	12/15	12/15	12/15	4	1	3.0	2.0	12	67
3	15/15	9/15	64	15/9	30/15	30/15	$\beta_{ed1}:47/15$ $\beta_{ed2}:47/15$	4	2	2.0	1.0	15	92
4	2/15	15/15	64	2/15	4/15	4/15	56/75	4	1	3.0	2.0	17	71
5	15/15	15/15	64	15/15	24/15	30/15	134/15	4	1	1.0	0.0	21	81

9.4. SAR Measurement for LTE

SAR tests for LTE are performed with a base station simulator, Anristu MT8820C. Closed loop power control was used so the UE transmits with maximum output power during SAR testing. All powers were measured with the Anristu MT8820C. It is performed for conducted power and SAR based on the KDB941225 D05.

SAR is evaluated separately according to the following procedures for the different test positions in each exposure condition – head, body, body-worn accessories and other use conditions. The procedures in the following subsections are applied separately to test each LTE frequency band.

1) QPSK with 1 RB allocation

Start with the largest channel bandwidth and measure SAR for QPSK with 1 RB allocation, using the RB offset and required test channel combination with the highest maximum output power among RB offsets at the upper edge, middle and lower edge of each required test channel. When the reported SAR is ≤ 0.8 W/kg, testing of the remaining RB offset configurations and required test channels is not required for 1 RB allocation; otherwise, SAR is required for the remaining required test channels and only for the RB offset configuration with the highest output power for that channel. When the reported SAR of a required test channel is > 1.45 W/kg, SAR is required for all three RB offset configurations for that required test channel.

2) QPSK with 50% RB allocation

The procedures required for 1 RB allocation in 1) are applied to measure the SAR for QPSK with 50% RB allocation.

3) QPSK with 100% RB allocation

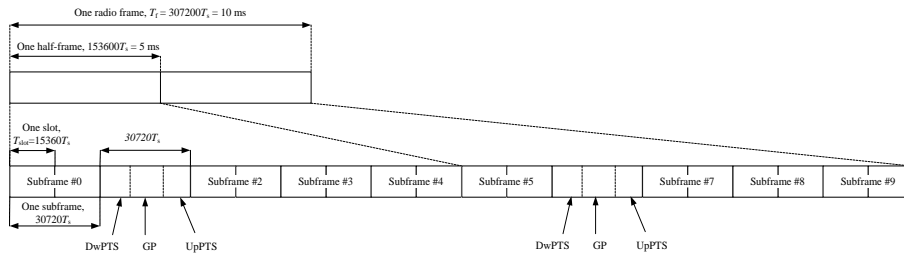
For QPSK with 100% RB allocation, SAR is not required when the highest maximum output power for 100% RB allocation is less than the highest maximum output power in 50% and 1 RB allocations and the highest reported SAR for 1 RB and 50% RB allocation in 1) and 2) are ≤ 0.8 W/kg. Otherwise, SAR is measured for the highest output power channel; and if the reported SAR is > 1.45 W/kg, the remaining required test channels must also be tested.

9.5. LTE (TDD) Considerations

According to KDB 941225 D05 SAR for LTE Devices, for Time-Division Duplex (TDD) systems, SAR must be tested using a fixed periodic duty factor according to the highest transmission duty factor implemented for the device and supported by the defined 3GPP LTE TDD configurations.

SAR was tested with the highest transmission duty factor (63.33%) using Uplink-downlink configuration 0 and Special subframe configuration 7.

LTE TDD Band supports 3GPP TS 36.211 section 4.2 for Type 2 Frame Structure and Table 4.2-2 for uplink-downlink configurations and Table 4.2-1 for Special subframe configurations.



Frame structure type 2

Special subframe configuration	Normal cyclic prefix in downlink			Extended cyclic prefix in downlink		
	DwPTS	UpPTS		DwPTS	UpPTS	
		Normal cyclic prefix in uplink	Extended cyclic prefix in uplink		Normal cyclic prefix in uplink	Extended cyclic prefix in uplink
0	$6592 \cdot T_s$	$2192 \cdot T_s$	$2560 \cdot T_s$	$7680 \cdot T_s$	$2192 \cdot T_s$	$2560 \cdot T_s$
1	$19760 \cdot T_s$			$20480 \cdot T_s$		
2	$21952 \cdot T_s$			$23040 \cdot T_s$		
3	$24144 \cdot T_s$			$25600 \cdot T_s$		
4	$26336 \cdot T_s$			$7680 \cdot T_s$		
5	$6592 \cdot T_s$	$4384 \cdot T_s$	$5120 \cdot T_s$	$20480 \cdot T_s$	$4384 \cdot T_s$	$5120 \cdot T_s$
6	$19760 \cdot T_s$			$23040 \cdot T_s$		
7	$21952 \cdot T_s$			$12800 \cdot T_s$		
8	$24144 \cdot T_s$			-		
9	$13168 \cdot T_s$			-		

Configuration of special subframe (lengths of DwPTS/GP/UpPTS)

Uplink-Downlink Configuration	Downlink-to-Uplink Switch-point Periodicity	Subframe Number										Calculated Duty Cycle (%)
		0	1	2	3	4	5	6	7	8	9	
0	5 ms	D	S	U	U	U	D	S	U	U	U	63.33
1	5 ms	D	S	U	U	D	D	S	U	U	D	43.33
2	5 ms	D	S	U	D	D	D	S	U	D	D	23.33
3	10 ms	D	S	U	U	U	D	D	D	D	D	31.67
4	10 ms	D	S	U	U	D	D	D	D	D	D	21.67
5	10 ms	D	S	U	D	D	D	D	D	D	D	11.67
6	5 ms	D	S	U	U	U	D	S	U	U	D	53.33

Calculated Duty Cycle

Calculated Duty Cycle = Extended cyclic prefix in uplink x (Ts) x # of S + # of U

Example for Calculated Duty Cycle for Uplink-Downlink Configuration 0:

Calculated Duty Cycle = $5120 \times [1/(15000 \times 2048)] \times 2 + 6 \text{ ms} = 63.33\%$

Where:

$T_s = 1/(15000 \times 2048)$ seconds

9.6. Bluetooth & WLAN Measurement Procedures for SAR

Normal network operating configurations are not suitable for measuring the SAR of 802.11 transmitters in general. Unpredictable fluctuations in network traffic and antenna diversity conditions can introduce undesirable variations in SAR results. The SAR for these devices should be measured using chipset based test mode software to ensure that the results are consistent and reliable.

Chipset based test mode software is hardware dependent and generally varies among manufacturers. The device operating parameters established in a test mode for SAR measurements must be identical to those programmed in production units, including output power levels, amplifier gain settings and other RF performance tuning parameters. The test frequencies should correspond to actual channel frequencies defined for domestic use. SAR for devices with switched diversity should be measured with only one antenna transmitting at a time during each SAR measurement, according to a fixed modulation and data rate. The same data pattern should be used for all measurements.

9.7. Power Drift

To control the output power stability during the SAR test, DASY5 system calculates the power drift by measuring the E-field at the same location at the beginning and at the end of the measurement for each test position. These drift values can be found in Section 12 labeled as: (Power Drift [dB]). This ensures that the power drift during one measurement is within 5%.

9.8. Proximity Sensor Considerations

This device uses a proximity sensor that share the same metallic electrode as the transmitting antenna to facilitate triggering in typical user interactivity with the device. Due to the operating configurations and exposure conditions required by the device, the proximity sensor is used to indicate when the tablet is held close to a user's body exposure condition. It utilizes the proximity sensor to reduce the output power in specific wireless and operating modes to ensure SAR compliance for the following scenarios: To reduce the output power of main antennas during body operating configurations. . It is also set an output power leveled to the lowest one to make sure that in any case of SAR sensor hardware failure the SAR requirements can still be satisfied.

Sensor triggering distance summary data is included in Appendix K.



10. Conducted Output Power

For WWAN antenna 3/4, frequency bands WCDMA B1, LTE B2/4/30/66, NR n2/n30/n77 support proximity sensor triggering power reduce function.

For WLAN antenna 5, frequency bands WLAN 5GHz support proximity sensor triggering power reduce function.

Summary of power level – WWAN antenna

/	Stand-alone, WWAN + Bluetooth/WLAN	ULCA & ENDC, ULCA/ENDC + Bluetooth/WLAN
Receiver on (Head)	Power Level A1	Power Level A2
Hotspot on + Sensor on/off (Hotspot)	Power Level B1	Power Level B2
Receiver off + Sensor off (Body-worn)	Power Level C1	Power Level C2
Receiver off + Sensor on (Body-worn)	Power Level D1	Power Level D2

Summary of power level – WLAN antenna

Receiver on (Head)	Power Level E1
Hotspot on + Sensor on/off (Hotspot)	Power Level F1
Receiver off + Sensor off (Body-worn)	Power Level G1
Receiver off + Sensor on (Body-worn)	Power Level H1

10.1. WCDMA Measurement result

Table 10.1: The conducted power measurement results WCDMA

Ant.3 - WCDMA Band 2 Power Level A1

Item	Band	WCDMA Band 2 Result			
	ARFCN	Tune up	Ch.9538 (1907.6MHz)	Ch.9400 (1880MHz)	Ch.9262 (1852.4MHz)
WCDMA	12.2kbps RMC	16.0	14.96	14.80	14.92
HSUPA	1	12.5	11.77	11.66	11.73
	2	12.5	11.71	11.68	11.74
	3	13.5	12.72	12.67	12.83
	4	11.5	11.13	11.02	11.28
	5	13.5	12.75	12.64	12.78
HSDPA	1	14.5	13.75	13.67	13.74
	2	14.5	13.78	13.68	13.80
	3	14.0	13.28	13.26	13.30
	4	14.0	13.24	13.22	13.32
DC-HSDPA	1	14.5	13.70	13.68	13.71
	2	14.5	13.73	13.65	13.71
	3	14.0	13.26	13.25	13.31
	4	14.0	13.25	13.18	13.26
HSPA+	16QAM	14.5	13.95	13.83	13.97

Ant.3 - WCDMA Band 2 Power Level B1

Item	Band	WCDMA Band 2 Result			
	ARFCN	Tune up	Ch.9538 (1907.6MHz)	Ch.9400 (1880MHz)	Ch.9262 (1852.4MHz)
WCDMA	12.2kbps RMC	19.5	18.46	18.32	18.45
HSUPA	1	16.0	15.20	15.17	15.26
	2	16.0	15.27	15.15	15.19
	3	17.0	16.25	16.20	16.29
	4	15.0	14.41	14.29	14.60
	5	17.0	16.22	16.13	16.30
HSDPA	1	18.0	17.26	17.18	17.26
	2	18.0	17.23	17.15	17.29
	3	17.5	16.82	16.75	16.87
	4	17.5	16.75	16.72	16.79
DC-HSDPA	1	18.0	17.17	17.13	17.21
	2	18.0	17.17	17.12	17.19
	3	17.5	16.81	16.75	16.76
	4	17.5	16.74	16.71	16.73
HSPA+	16QAM	18.0	17.43	17.32	17.50

Ant.3 - WCDMA Band 2 Power Level C1

Item	Band	WCDMA Band 2 Result			
	ARFCN	Tune up	Ch.9538 (1907.6MHz)	Ch.9400 (1880MHz)	Ch.9262 (1852.4MHz)
WCDMA	12.2kbps RMC	25.0	23.77	23.59	23.70
HSUPA	1	21.5	20.73	20.67	20.73
	2	21.5	20.74	20.67	20.73
	3	22.5	21.75	21.70	21.79
	4	20.5	20.13	20.02	20.21
	5	22.5	21.76	21.67	21.78
HSDPA	1	23.5	22.75	22.69	22.78
	2	23.5	22.76	22.69	22.79
	3	23.0	22.31	22.23	22.33
	4	23.0	22.27	22.20	22.29
DC-HSDPA	1	23.5	22.71	22.65	22.74
	2	23.5	22.70	22.62	22.72
	3	23.0	22.28	22.22	22.29
	4	23.0	22.25	22.20	22.26
HSPA+	16QAM	23.5	22.95	22.86	22.96

Ant.3 - WCDMA Band 2 Power Level D1

Item	Band	WCDMA Band 2 Result			
	ARFCN	Tune up	Ch.9538 (1907.6MHz)	Ch.9400 (1880MHz)	Ch.9262 (1852.4MHz)
WCDMA	12.2kbps RMC	21.5	20.36	20.24	20.32
HSUPA	1	18.0	17.22	17.16	17.27
	2	18.0	17.27	17.13	17.25
	3	19.0	18.28	18.19	18.32
	4	17.0	16.50	16.34	16.68
	5	19.0	18.22	18.18	18.31
HSDPA	1	20.0	19.27	19.17	19.29
	2	20.0	19.23	19.16	19.32
	3	19.5	18.83	18.69	18.81
	4	19.5	18.79	18.73	18.83
DC-HSDPA	1	20.0	19.21	19.19	19.21
	2	20.0	19.22	19.13	19.19
	3	19.5	18.81	18.70	18.76
	4	19.5	18.73	18.73	18.80
HSPA+	16QAM	20.0	19.43	19.34	19.45

Ant.3 - WCDMA Band 4 Power Level A1

Item	Band	WCDMA Band 4 Result			
	ARFCN	Tune up	Ch.1513 (1752.6MHz)	Ch.1413 (1732.6MHz)	Ch.1312 (1712.4MHz)
WCDMA	12.2kbps RMC	19.0	17.34	17.51	17.49
HSUPA	1	15.5	14.27	14.43	14.35
	2	15.5	14.26	14.36	14.90
	3	16.5	15.28	15.43	15.36
	4	14.5	13.76	13.86	13.95
	5	16.5	15.29	15.39	15.36
HSDPA	1	17.5	16.21	16.43	16.40
	2	17.5	16.23	16.41	16.36
	3	17.0	15.76	15.94	15.93
	4	17.0	15.74	15.91	15.87
DC-HSDPA	1	17.5	16.25	16.37	16.34
	2	17.5	16.27	16.42	16.34
	3	17.0	15.80	15.98	15.94
	4	17.0	15.79	15.94	15.89
HSPA+	16QAM	17.5	16.43	16.60	16.61

Ant.3 - WCDMA Band 4 Power Level B1

Item	Band	WCDMA Band 4 Result			
	ARFCN	Tune up	Ch.1513 (1752.6MHz)	Ch.1413 (1732.6MHz)	Ch.1312 (1712.4MHz)
WCDMA	12.2kbps RMC	23.0	21.33	21.55	21.53
HSUPA	1	19.5	18.25	18.36	18.31
	2	19.5	18.24	18.40	18.86
	3	20.5	19.25	19.38	19.38
	4	18.5	17.83	17.83	17.89
	5	20.5	19.25	19.41	19.34
HSDPA	1	21.5	20.21	20.37	20.38
	2	21.5	20.23	20.43	20.37
	3	21.0	19.80	19.98	19.96
	4	21.0	19.79	19.93	19.89
DC-HSDPA	1	21.5	20.24	20.39	20.39
	2	21.5	20.21	20.41	20.37
	3	21.0	19.82	19.95	19.95
	4	21.0	19.73	19.94	19.92
HSPA+	16QAM	21.5	20.42	20.62	20.56

Ant.3 - WCDMA Band 4 Power Level C1

Item	Band	WCDMA Band 4 Result			
	ARFCN	Tune up	Ch.1513 (1752.6MHz)	Ch.1413 (1732.6MHz)	Ch.1312 (1712.4MHz)
WCDMA	12.2kbps RMC	25.0	23.24	23.46	23.44
HSUPA	1	21.5	20.24	20.39	20.33
	2	21.5	20.24	20.40	20.87
	3	22.5	21.26	21.41	21.37
	4	20.5	19.80	19.86	19.92
	5	22.5	21.25	21.43	21.36
HSDPA	1	23.5	22.23	22.41	22.38
	2	23.5	22.24	22.41	22.38
	3	23.0	21.79	21.96	21.94
	4	23.0	21.76	21.92	21.91
DC-HSDPA	1	23.5	22.23	22.41	22.38
	2	23.5	22.24	22.41	22.38
	3	23.0	21.79	21.96	21.94
	4	23.0	21.76	21.92	21.91
HSPA+	16QAM	23.5	22.46	22.62	22.59

Ant.0 - WCDMA Band 5 Power Level A1/B1/C1

Item	Band	WCDMA Band 5 Result			
	ARFCN	Tune up	Ch.4233 (846.6MHz)	Ch.4183 (836.6MHz)	Ch.4132 (826.4MHz)
WCDMA	12.2kbps RMC	25.0	23.41	23.36	23.39
HSUPA	1	21.5	20.57	20.55	20.50
	2	21.5	20.58	20.56	20.51
	3	22.5	21.59	21.57	21.00
	4	20.5	20.09	20.06	20.03
	5	22.5	21.60	21.56	21.47
HSDPA	1	23.5	22.58	22.56	22.49
	2	23.5	22.58	22.56	22.50
	3	23.0	22.13	22.11	22.03
	4	23.0	22.09	22.07	21.99
DC-HSDPA	1	23.5	22.55	22.53	22.52
	2	23.5	22.60	22.56	22.52
	3	23.0	22.12	22.10	22.06
	4	23.0	22.05	22.05	22.01
HSPA+	16QAM	23.5	22.84	22.82	22.74

10.2. LTE Measurement result

According to April 2015 TCB workshop, SAR Test exclusion can be applied for testing overlapping LTE Bands as follows:

- a) The maximum out power, including tolerance, for the smaller band must be \leq the larger band to qualify for SAR test exclusion.
- b) The channel bandwidth and other operating parameters for the smaller band must be fully supported by the larger band.

LTE Band 4 (1710-1755MHz) is covered by LTE Band 66 (1710-1780MHz)

LTE Band 17 (704-716MHz) is covered by LTE Band 12 (699-716MHz)



Table 10.2: The conducted Power for LTE

Ant.3 - LTE Band 2 Power Level A1

Bandwidth	Number of RBs	Frequency	QPSK	16QAM	64QAM	256QAM	QPSK Tune-up	16QAM Tune-up	64QAM Tune-up	256QAM Tune-up	
1.4MHz	1RB-High (5)	1902.3	14.79	15.09	14.98	14.83	16.0	16.0	16.0	16.0	
		1880.0	14.94	15.31	14.96	15.02					
		1850.7	14.96	15.25	15.08	14.94					
	1RB-Middle (3)	1909.3	14.77	14.99	14.93	14.89					
		1880.0	14.92	15.15	15.07	14.89					
		1850.7	14.96	15.23	15.22	15.03					
	1RB-Low (0)	1909.3	14.79	14.95	14.98	14.95					
		1880.0	14.96	15.28	15.23	15.05					
		1850.7	14.96	15.25	15.12	14.91					
	3RB-High (3)	1909.3	14.82	14.74	14.86	15.00					
		1880.0	14.94	14.97	14.93	14.89					
		1850.7	14.95	14.99	15.03	15.10					
	3RB-Middle (1)	1909.3	14.80	14.74	14.93	14.96					
		1880.0	14.92	14.94	15.06	15.08					
		1850.7	14.96	14.95	15.04	15.08					
	3RB-Low (0)	1909.3	14.81	14.81	14.82	14.98					
		1880.0	14.93	14.94	14.98	15.09					
		1850.7	14.95	14.92	14.96	15.06					
	6RB (0)	1909.3	14.80	14.85	14.79	14.91					
		1880.0	14.92	14.98	14.91	14.96					
		1850.7	14.96	15.01	14.93	14.94					
	3MHz	1RB-High (14)	1908.5	14.80	15.13	15.07					14.93
			1880.0	14.88	15.24	14.97					14.98
			1851.5	14.91	15.25	15.15					15.00
1RB-Middle (7)		1908.5	14.82	15.15	14.91	14.96					
		1880.0	15.00	15.31	15.12	15.02					
		1851.5	14.96	15.31	15.21	15.05					
1RB-Low (0)		1908.5	14.77	15.07	15.01	14.93					
		1880.0	14.94	15.17	15.06	14.88					
		1851.5	14.93	15.25	15.15	14.89					
8RB-High (7)		1908.5	14.83	14.86	14.85	14.95					
		1880.0	14.91	14.95	14.93	14.97					
		1851.5	14.95	15.01	14.98	14.97					
8RB-Middle (4)		1908.5	14.82	14.84	14.79	14.94					
		1880.0	14.95	15.00	14.98	15.08					
		1851.5	14.97	14.98	14.93	14.95					
8RB-Low (0)		1908.5	14.82	14.88	14.88	14.96					
		1880.0	14.99	15.04	15.02	14.98					
		1851.5	14.95	14.98	14.95	15.00					
15RB (0)		1908.5	14.83	14.81	14.77	14.97					
		1880.0	14.90	14.93	14.88	14.98					
		1851.5	14.93	14.92	14.95	15.00					
5MHz		1RB-High (24)	1907.5	14.82	15.06	14.87	14.91				
			1880.0	14.93	15.22	15.06	15.10				
			1852.5	14.97	15.34	15.21	14.91				
	1RB-Middle (12)	1907.5	14.85	15.10	14.89	14.99					
		1880.0	15.01	15.41	15.16	15.11					
		1852.5	14.99	15.20	15.15	15.08					
	1RB-Low (0)	1907.5	14.82	15.12	15.03	15.05					
		1880.0	14.97	15.36	15.13	15.03					
		1852.5	15.00	15.38	15.10	15.00					
	12RB-High (13)	1907.5	14.84	14.85	14.97	15.00					
		1880.0	14.95	14.98	14.97	15.04					
		1852.5	14.99	15.01	15.01	15.06					
	12RB-Middle (6)	1907.5	14.86	14.89	14.90	15.10					
		1880.0	14.94	14.97	14.98	15.06					
		1852.5	15.02	14.99	15.02	15.10					
	12RB-Low (0)	1907.5	14.89	14.91	14.89	15.02					
		1880.0	15.01	15.03	15.02	15.06					
		1852.5	15.00	15.03	15.04	15.08					
	25RB (0)	1907.5	14.90	14.89	14.81	15.00					
		1880.0	15.01	14.97	14.95	15.11					
		1852.5	15.04	14.97	14.97	15.13					
	10MHz	1RB-High (48)	1905.0	14.85	15.11	14.94	14.99				
			1880.0	14.93	15.22	14.94	15.07				
			1855.0	15.02	15.19	15.23	15.14				
1RB-Middle (24)		1905.0	14.77	15.09	14.92	14.93					
		1880.0	14.97	15.22	15.09	15.07					
		1855.0	14.98	15.25	15.21	15.00					
1RB-Low (0)		1905.0	14.90	15.14	15.05	15.00					
		1880.0	15.04	15.34	15.14	15.16					
		1855.0	15.04	15.36	15.24	15.05					
25RB-High (25)		1905.0	14.85	14.78	14.79	15.06					
		1880.0	14.96	14.95	14.91	15.06					
		1855.0	14.96	14.94	14.92	14.97					
25RB-Middle (12)		1905.0	14.83	14.81	14.77	14.90					
		1880.0	14.99	14.94	14.92	15.06					
		1855.0	14.99	14.92	14.94	15.00					
25RB-Low (0)		1905.0	14.80	14.87	14.84	14.99					
		1880.0	15.00	15.00	14.96	15.06					
		1855.0	14.98	14.96	14.96	15.14					
50RB (0)		1905.0	14.88	14.88	14.82	15.01					
		1880.0	14.94	14.93	14.92	15.03					
		1855.0	15.00	14.96	14.93	14.90					
15MHz		1RB-High (74)	1902.5	14.91	15.21	14.89	14.97				
			1880.0	14.99	15.32	15.02	15.06				
			1857.5	15.05	15.31	15.17	15.03				
	1RB-Middle (37)	1902.5	14.88	15.15	15.04	15.00					
		1880.0	15.00	15.38	15.17	15.11					
		1857.5	15.01	15.27	15.06	15.06					
	1RB-Low (0)	1902.5	14.96	15.24	15.16	15.06					
		1880.0	15.06	15.43	15.23	15.10					
		1857.5	15.07	15.41	15.23	15.13					
	36RB-High (38)	1902.5	14.83	14.83	14.81	14.94					
		1880.0	14.93	14.97	14.94	15.05					
		1857.5	14.97	14.98	14.97	15.01					
	36RB-Middle (19)	1902.5	14.83	14.86	14.84	14.90					
		1880.0	14.92	14.92	14.92	15.02					
		1857.5	14.99	14.98	14.98	15.05					
	36RB-Low (0)	1902.5	14.90	14.94	14.92	15.01					
		1880.0	15.02	15.00	14.99	15.05					
		1857.5	15.00	14.99	15.00	15.08					
	75RB (0)	1902.5	14.89	14.93	14.88	15.04					
		1880.0	14.99	14.98	14.96	15.12					
		1857.5	15.03	15.02	14.96	15.00					
	20MHz	1RB-High (98)	1900.0	14.96	15.26	15.17	14.92				
			1880.0	15.09	15.31	15.34	14.98				
			1860.0	15.07	15.28	15.34	15.18				
1RB-Middle (50)		1900.0	14.95	15.23	15.09	14.97					
		1880.0	15.04	15.21	15.29	15.06					
		1860.0	15.04	15.34	15.06	15.03					
1RB-Low (0)		1900.0	15.06	15.21	15.15	15.06					
		1880.0	15.14	15.35	15.26	15.14					
		1860.0	15.12	15.39	15.28	15.16					
50RB-High (50)		1900.0	14.93	14.89	14.88	15.06					
		1880.0	15.03	14.99	14.96	15.12					
		1860.0	15.04	15.00	14.98	15.03					
50RB-Middle (25)		1900.0	14.97	14.95	14.91	14.95					
		1880.0	15.05	14.98	15.00	15.12					
		1860.0	15.06	15.05	15.00	15.08					
50RB-Low (0)		1900.0	15.03	14.99	14.95	15.07					
		1880.0	15.10	15.10	15.06	15.15					
		1860.0	15.07	15.04	15.02	15.08					
100RB (0)		1900.0	14.95	14.91	14.89	15.04					
		1880.0	15.08	15.05	15.01	15.08					
		1860.0	15.05	15.00	15.01	15.11					



Ant.3 - LTE Band 2 Power Level A2

Bandwidth	Number of RBs	Frequency	QPSK	16QAM	64QAM	256QAM	QPSK Tune-up	16QAM Tune-up	64QAM Tune-up	256QAM Tune-up
1.4MHz	1RB-High (5)	1909.3	13.19	13.22	13.25	13.03	14.0	14.0	14.0	14.0
		1880.0	13.12	13.19	13.18	13.15				
		1850.7	13.09	13.35	13.07	13.00				
		1909.3	13.18	13.21	13.35	12.99				
		1880.0	13.19	13.13	13.23	13.03				
		1850.7	13.11	13.23	13.20	12.92				
	1RB-Middle (3)	1909.3	13.26	13.25	13.22	12.99				
		1850.7	13.26	13.29	13.18	13.13				
		1909.3	13.06	13.08	12.94	13.15				
		1880.0	13.10	13.16	13.09	13.13				
		1850.7	13.18	13.16	13.09	13.09				
		1909.3	13.11	13.15	13.13	13.11				
	1RB-Low (0)	1880.0	13.26	13.12	13.20	12.98				
		1850.7	13.12	13.02	12.97	13.04				
		1909.3	13.11	12.98	13.23	12.99				
		1880.0	13.05	13.14	13.05	13.00				
		1850.7	13.27	13.05	13.13	13.07				
		1909.3	12.92	13.06	13.01	13.24				
	3RB-High (3)	1880.0	13.11	13.22	13.00	13.04				
		1850.7	13.17	12.98	13.17	13.01				
		1909.3	13.11	13.15	13.13	13.11				
		1880.0	13.26	13.12	13.20	12.98				
		1850.7	13.12	13.02	12.97	13.04				
		1909.3	13.11	12.98	13.23	12.99				
3RB-Middle (1)	1880.0	13.05	13.14	13.05	13.00					
	1850.7	13.27	13.05	13.13	13.07					
	1909.3	12.92	13.06	13.01	13.24					
	1880.0	13.11	13.22	13.00	13.04					
	1850.7	13.17	12.98	13.17	13.01					
	1909.3	13.11	13.15	13.13	13.11					
3RB-Low (0)	1880.0	13.26	13.12	13.20	12.98					
	1850.7	13.12	13.02	12.97	13.04					
	1909.3	13.11	12.98	13.23	12.99					
	1880.0	13.05	13.14	13.05	13.00					
	1850.7	13.27	13.05	13.13	13.07					
	1909.3	12.92	13.06	13.01	13.24					
6RB (0)	1880.0	13.11	13.22	13.00	13.04					
	1850.7	13.17	12.98	13.17	13.01					
	1909.3	13.24	13.21	13.22	13.05					
	1880.0	13.10	13.19	13.13	13.11					
	1851.5	13.09	13.37	13.12	13.00					
	1908.5	13.18	13.26	13.32	13.01					
3MHz	1RB-High (14)	1880.0	13.15	13.09	13.22	13.06				
		1851.5	13.14	13.25	13.23	12.97				
		1908.5	13.24	13.24	13.18	12.97				
		1880.0	13.18	13.17	13.04	13.14				
		1851.5	13.28	13.28	13.21	13.15				
		1908.5	13.11	13.05	12.96	13.16				
	1RB-Middle (7)	1880.0	13.14	13.11	13.08	13.09				
		1851.5	13.18	13.13	13.11	13.08				
		1908.5	13.10	13.12	13.08	13.16				
		1880.0	13.22	13.13	13.17	13.00				
		1851.5	13.16	13.07	12.98	13.05				
		1908.5	13.09	13.01	13.21	13.00				
	1RB-Low (0)	1880.0	13.07	13.13	13.00	13.05				
		1851.5	13.23	13.07	13.13	13.10				
		1908.5	12.97	13.06	12.96	13.23				
		1880.0	13.06	13.17	13.01	13.00				
		1851.5	13.14	13.02	13.20	13.00				
		1908.5	13.14	13.02	13.12	12.99				
	5MHz	1RB-High (24)	1907.5	13.25	13.22	13.22	13.05			
			1880.0	13.13	13.20	13.17	13.10			
			1852.5	13.11	13.34	13.12	12.99			
			1907.5	13.17	13.21	13.31	13.03			
			1880.0	13.19	13.10	13.19	13.09			
			1852.5	13.15	13.26	13.28	13.01			
1RB-Middle (12)		1907.5	13.24	13.27	13.22	12.93				
		1880.0	13.17	13.21	13.06	13.11				
		1852.5	13.25	13.33	13.19	13.10				
		1907.5	13.10	13.09	12.98	13.19				
		1880.0	13.12	13.07	13.03	13.09				
		1852.5	13.15	13.08	13.14	13.09				
12RB-High (13)		1907.5	13.07	13.17	13.07	13.15				
		1880.0	13.19	13.14	13.13	13.05				
		1852.5	13.12	13.02	13.03	13.00				
		1907.5	13.08	13.01	13.19	12.99				
		1880.0	13.05	13.08	13.00	13.00				
		1852.5	13.19	13.11	13.08	13.06				
12RB-Middle (6)		1907.5	12.96	13.05	13.00	13.20				
		1880.0	13.05	13.17	12.99	12.97				
		1852.5	13.09	12.97	13.17	13.02				
		1907.5	13.25	13.21	13.22	13.02				
		1880.0	13.11	13.19	13.20	13.06				
		1855.0	13.13	13.26	13.28	12.99				
10MHz	1RB-High (49)	1880.0	13.15	13.12	13.17	13.07				
		1855.0	13.12	13.22	13.24	13.00				
		1905.0	13.26	13.29	13.25	12.92				
		1880.0	13.21	13.25	13.06	13.07				
		1855.0	13.20	13.29	13.16	13.09				
		1905.0	13.07	13.10	12.94	13.19				
	1RB-Middle (24)	1880.0	13.11	13.02	13.05	13.11				
		1855.0	13.15	13.09	13.18	13.11				
		1905.0	13.05	13.14	13.04	13.15				
		1880.0	13.15	13.10	13.08	13.02				
		1855.0	13.12	13.03	13.07	13.05				
		1905.0	13.06	13.05	13.16	13.04				
	25RB-High (25)	1880.0	13.08	13.07	12.99	13.00				
		1855.0	13.16	13.07	13.04	13.05				
		1905.0	13.01	13.08	12.99	13.16				
		1880.0	13.05	13.13	12.97	13.00				
		1855.0	13.14	13.02	13.16	13.01				
		1905.0	13.14	13.02	13.12	12.99				
	15MHz	1RB-High (74)	1902.5	13.23	13.23	13.21	12.98			
			1880.0	13.10	13.19	13.16	13.11			
			1857.5	13.10	13.29	13.17	12.99			
			1902.5	13.14	13.27	13.25	13.02			
			1880.0	13.20	13.14	13.16	13.10			
			1857.5	13.10	13.24	13.25	12.98			
1RB-Middle (37)		1902.5	13.26	13.28	13.21	12.94				
		1880.0	13.21	13.21	13.11	13.06				
		1857.5	13.17	13.24	13.16	13.07				
		1902.5	13.09	13.05	12.99	13.14				
		1880.0	13.12	13.03	13.07	13.08				
		1857.5	13.15	13.11	13.13	13.10				
1RB-Low (0)		1902.5	13.01	13.10	13.04	13.14				
		1880.0	13.13	13.08	13.03	13.03				
		1857.5	13.11	13.03	13.04	13.04				
		1902.5	13.02	13.06	13.15	13.05				
		1880.0	13.05	13.02	13.02	13.02				
		1857.5	13.15	13.09	13.04	13.04				
36RB-High (38)		1902.5	13.04	13.12	13.03	13.13				
		1880.0	13.10	13.10	13.01	13.00				
		1857.5	13.09	12.98	13.15	12.97				
		1902.5	13.13	13.20	13.24	12.98				
		1880.0	13.15	13.20	13.21	13.03				
		1850.0	13.16	13.23	13.21	13.03				
20MHz	1RB-Middle (50)	1880.0	13.17	13.19	13.21	13.07				
		1900.0	13.15	13.20	13.20	13.01				
		1900.0	13.16	13.23	13.21	12.99				
		1880.0	13.19	13.25	13.15	13.01				
		1860.0	13.17	13.23	13.19	13.03				
		1900.0	13.03	13.06	13.03	13.09				
	50RB-High (50)	1880.0	13.07	13.07	13.06	13.03				
		1860.0	13.05	13.09	13.09	13.09				
		1900.0	13.06	13.10	13.05	13.11				
		1880.0	13.08	13.08	13.05	13.07				
		1860.0	13.05	13.03	13.08	13.03				
		1900.0	13.07	13.03	13.11	13.08				
	50RB-Middle (25)	1880.0	13.10	13.03	13.03	13.02				
		1860.0	13.06	13.06	13.08	13.07				
		1900.0	13.09	13.07	13.03	13.08				
		1880.0	13.09	13.07	13.03	13.08				
		1860.0	13.06	13.06	13.08	13.07				
		1900.0	13.09	13.07	13.03	13.08				
	50RB-Low (0)	1880.0	13.09	13.10	13.06	13.05				
		1860.0	13.12	13.03	13.12	13.02				
		1900.0	13.13	13.20	13.24	12.98				
		1880.0	13.15	13.20	13.21	13.06				
		1860.0	13.14	13.24	13.20	13.04				
		1900.0	13.16	13.23	13.21	12.99				
100RB (0)	1880.0	13.17	13.19	13.21	13.07					
	1860.0	13.15	13.26	13.28	12.99					
	1900.0	13.15	13.20	13.20	13.01					
	1880.0	13.16	13.23	13.21	13.03					
	1860.0	13.17	13.19	13.21	13.07					
	1900.0	13.15	13.20	13.20	13.01					

Ant.3 - LTE Band 2 Power Level B1

Bandwidth	Number of RBs	Frequency	QPSK	16QAM	64QAM	256QAM	QPSK Tune-up	16QAM Tune-up	64QAM Tune-up	256QAM Tune-up	
1.4MHz	1RB-High (5)	1909.3	18.30	18.63	18.47	18.47	19.5	19.5	19.5	19.5	
		1880.0	18.47	18.97	18.75	18.70					
		1850.7	18.51	18.72	18.79	18.84					
		1909.3	18.34	18.50	18.61	18.62					
		1880.0	18.51	18.88	18.80	18.84					
	1850.7	18.49	18.82	18.55	18.54						
	1RB-Middle (3)	1909.3	18.36	18.59	18.77	18.72					
		1850.7	18.49	18.82	18.77	18.82					
		1909.3	18.34	18.32	18.39	18.39					
		1880.0	18.53	18.45	18.67	18.62					
		1850.7	18.46	18.46	18.64	18.68					
	1RB-Low (0)	1909.3	18.36	18.32	18.46	18.46					
		1880.0	18.52	18.45	18.65	18.61					
		1850.7	18.48	18.40	18.60	18.58					
		1909.3	18.36	18.32	18.45	18.45					
		1880.0	18.50	18.48	18.67	18.62					
	3RB-High (3)	1850.7	18.48	18.41	18.63	18.60					
		1909.3	18.34	18.43	18.40	18.42					
		1880.0	18.47	18.50	18.52	18.56					
		1850.7	18.49	18.55	18.51	18.50					
3MHz	1RB-High (14)	1908.5	18.30	18.56	18.57	18.52	19.5	19.5	19.5	19.5	
		1880.0	18.42	18.74	18.68	18.69					
		1851.5	18.42	18.72	18.53	18.56					
		1908.5	18.34	18.64	18.61	18.57					
		1880.0	18.50	18.77	18.65	18.67					
	1RB-Middle (7)	1851.5	18.46	18.78	18.66	18.69					
		1908.5	18.37	18.58	18.57	18.58					
		1880.0	18.47	18.88	18.74	18.79					
		1851.5	18.46	18.75	18.77	18.79					
		1908.5	18.37	18.41	18.50	18.46					
	1RB-Low (0)	1880.0	18.46	18.56	18.50	18.54					
		1851.5	19.51	18.56	18.61	18.62					
		1908.5	18.37	18.40	18.44	18.42					
		1880.0	18.51	18.55	18.55	18.57					
		1851.5	18.47	18.57	18.55	18.52					
	8RB-High (7)	1908.5	18.39	18.44	18.45	18.46					
		1880.0	18.42	18.57	18.64	18.59					
		1851.5	18.49	18.54	18.57	18.55					
		1908.5	18.35	18.37	18.45	18.41					
		1880.0	18.45	18.47	18.48	18.45					
8RB-Middle (4)	1851.5	18.47	18.54	18.47	18.47						
	1908.5	18.39	18.44	18.45	18.46						
	1880.0	18.52	18.57	18.64	18.59						
	1851.5	18.49	18.54	18.57	18.55						
	1908.5	18.35	18.37	18.45	18.41						
8RB-Low (0)	1880.0	18.45	18.47	18.48	18.45						
	1851.5	18.47	18.54	18.47	18.47						
	5MHz	1RB-High (24)	1907.5	18.35	18.67	18.44	18.47	19.5	19.5	19.5	19.5
			1880.0	18.44	18.91	18.70	18.71				
1852.5			18.51	18.81	18.77	18.82					
1907.5			18.36	18.77	18.49	18.50					
1880.0			18.52	18.87	18.68	18.67					
1RB-Middle (12)		1852.5	18.54	18.98	18.72	18.70					
		1907.5	18.37	18.70	18.60	18.61					
		1880.0	18.53	18.89	18.74	18.77					
		1852.5	18.53	18.86	18.81	18.83					
		1907.5	18.39	18.41	18.44	18.40					
1RB-Low (0)		1880.0	18.49	18.54	18.58	18.60					
		1852.5	18.52	18.58	18.60	18.65					
		1907.5	18.40	18.43	18.49	18.46					
		1880.0	18.49	18.53	18.59	18.59					
		1852.5	18.52	18.55	18.63	18.59					
12RB-High (13)		1907.5	18.42	18.43	18.48	18.49					
		1880.0	18.46	18.61	18.61	18.59					
		1852.5	18.54	18.59	18.61	18.64					
		1907.5	18.47	18.41	18.40	18.42					
		1880.0	18.55	18.53	18.57	18.52					
12RB-Middle (6)	1852.5	18.56	18.52	18.56	18.57						
	1907.5	18.42	18.43	18.48	18.49						
	1880.0	18.46	18.61	18.61	18.59						
	1852.5	18.54	18.59	18.61	18.64						
	1907.5	18.47	18.41	18.40	18.42						
12RB-Low (0)	1880.0	18.55	18.53	18.57	18.52						
	1852.5	18.56	18.52	18.56	18.57						
	10MHz	1RB-High (49)	1905.0	18.35	18.73	18.63	18.65	19.5	19.5	19.5	19.5
			1880.0	18.44	18.73	18.74	18.74				
1855.0			18.49	18.83	18.78	18.75					
1905.0			18.32	18.66	18.59	18.59					
1880.0			18.48	18.92	18.61	18.57					
1RB-Middle (24)		1855.0	18.50	18.82	18.71	18.68					
		1905.0	18.43	18.76	18.62	18.59					
		1880.0	18.58	18.93	18.82	18.80					
		1855.0	18.52	18.89	18.87	18.90					
		1905.0	18.35	18.34	18.37	18.33					
1RB-Low (0)		1880.0	18.49	18.51	18.51	18.46					
		1855.0	18.48	18.49	18.52	18.57					
		1905.0	18.38	18.34	18.39	18.39					
		1880.0	18.52	18.49	18.53	18.49					
		1855.0	18.49	18.49	18.53	18.49					
25RB-High (25)		1905.0	18.42	18.42	18.43	18.44					
		1880.0	18.51	18.54	18.57	18.60					
		1855.0	18.49	18.49	18.53	18.50					
		1905.0	18.40	18.40	18.42	18.45					
		1880.0	18.49	18.51	18.51	18.47					
25RB-Middle (12)	1855.0	18.51	18.51	18.50	18.49						
	25RB-Low (0)	1905.0	18.37	18.83	18.64	18.64					
		1880.0	18.47	18.79	18.70	18.75					
		1857.5	18.53	18.86	18.76	18.74					
1902.5		18.35	18.65	18.59	18.55						
1880.0		18.51	18.83	18.76	18.75						
36RB-High (38)	1857.5	18.50	18.88	18.70	18.65						
	1902.5	18.43	18.85	18.76	18.77						
	1880.0	18.57	18.95	18.78	18.79						
	1857.5	18.57	18.90	18.92	18.91						
	1902.5	18.32	18.35	18.40	18.35						
36RB-Middle (19)	1880.0	18.46	18.50	18.53	18.58						
	1857.5	18.48	18.47	18.55	18.54						
	1902.5	18.36	18.33	18.43	18.46						
	1880.0	18.45	18.46	18.56	18.61						
	1857.5	18.49	18.48	18.54	18.59						
36RB-Low (0)	1902.5	18.42	18.44	18.52	18.51						
	1880.0	18.51	18.53	18.59	18.60						
	1857.5	18.50	18.51	18.57	18.61						
	1902.5	18.41	18.45	18.46	18.46						
	1880.0	18.49	18.53	18.56	18.57						
20MHz	1RB-High (99)	1857.5	18.51	18.50	18.53	18.49					
		1900.0	18.51	18.51	18.59	18.63					
		1860.0	18.50	18.52	18.57	18.59					
		1900.0	18.42	18.42	18.53	18.57					
		1860.0	18.49	18.50	18.53	18.51					
	1RB-Middle (50)	1860.0	18.50	18.52	18.57	18.57					
		1900.0	18.48	18.49	18.54	18.49					
		1880.0	18.56	18.61	18.64	18.59					
		1860.0	18.54	18.54	18.60	18.64					
		1900.0	18.40	18.40	18.46	18.41					
	1RB-Low (0)	1880.0	18.56	18.54	18.63	18.62					
		1860.0	18.50	18.53	18.58	18.62					
		1900.0	18.40	18.40	18.46	18.41					
		1880.0	18.56	18.54	18.60	18.64					
		1860.0	18.50	18.53	18.58	18.62					
	50RB-High (50)	1860.0	18.51	18.51	18.59	18.63					
		1860.0	18.50	18.52	18.57	18.59					
		1900.0	18.42	18.42	18.53	18.57					
		1860.0	18.49	18.50	18.53	18.51					
		1860.0	18.50	18.52	18.57	18.57					
50RB-Middle (25)	1900.0	18.48	18.49	18.54	18.49						
	1880.0	18.56	18.61	18.64	18.59						
	1860.0	18.54	18.54	18.60	18.64						
	1900.0	18.40	18.40	18.46	18.41						
	1880.0	18.56	18.54	18.63	18.62						
50RB-Low (0)	1860.0	18.50	18.53	18.58	18.62						
	1900.0	18.40	18.40	18.46	18.41						
	1880.0	18.56	18.54	18.60	18.64						
	1860.0	18.50	18.53	18.58	18.62						
	1900.0	18.40	18.40	18.46	18.41						
100RB (0)	1880.0	18.56	18.54	18.63	18.62						
	1860.0	18.50	18.53	18.58	18.62						



Ant.3 - LTE Band 2 Power Level B2

Bandwidth	Number of RBs	Frequency	QPSK	16QAM	64QAM	256QAM	QPSK Tune-up	16QAM Tune-up	64QAM Tune-up	256QAM Tune-up
1.4MHz	1RB-High (5)	1909.3	17.18	17.17	17.25	16.94	18.0	18.0	18.0	18.0
		1880.0	17.31	17.30	17.14	16.98				
		1850.7	17.15	17.21	17.25	17.05				
		1909.3	17.21	17.23	17.32	17.07				
		1880.0	17.18	17.17	17.31	17.06				
		1850.7	17.16	17.20	17.17	16.94				
	1RB-Middle (3)	1909.3	17.17	17.26	17.24	17.18				
		1850.7	17.29	17.23	17.18	17.09				
		1909.3	17.14	17.14	17.14	17.07				
		1880.0	17.20	17.09	17.04	17.14				
		1850.7	17.24	17.03	17.02	17.02				
		1909.3	16.98	17.01	17.09	16.96				
	3RB-High (3)	1880.0	16.96	17.05	17.08	17.11				
		1850.7	17.20	17.04	16.95	17.06				
		1909.3	16.85	17.04	17.07	17.02				
		1880.0	17.13	16.93	17.23	17.12				
		1850.7	17.13	17.04	17.14	17.01				
		1909.3	17.09	17.13	17.00	17.12				
3RB-Middle (1)	1880.0	17.11	17.04	17.03	17.03					
	1850.7	17.14	17.05	17.17	17.11					
	1909.3	17.09	17.13	17.00	17.12					
	1880.0	17.11	17.04	17.03	17.03					
	1850.7	17.14	17.05	17.17	17.11					
	1909.3	17.09	17.13	17.00	17.12					
3RB-Low (0)	1880.0	17.11	17.04	17.03	17.03					
	1850.7	17.14	17.05	17.17	17.11					
	1909.3	17.09	17.13	17.00	17.12					
	1880.0	17.11	17.04	17.03	17.03					
	1850.7	17.14	17.05	17.17	17.11					
	1909.3	17.09	17.13	17.00	17.12					
6RB (0)	1880.0	17.11	17.04	17.03	17.03					
	1850.7	17.14	17.05	17.17	17.11					
	1909.3	17.09	17.13	17.00	17.12					
	1880.0	17.11	17.04	17.03	17.03					
	1850.7	17.14	17.05	17.17	17.11					
	1909.3	17.09	17.13	17.00	17.12					
3MHz	1RB-High (14)	1908.5	17.20	17.22	17.22	16.89	18.0	18.0	18.0	18.0
		1880.0	17.28	17.28	17.15	16.98				
		1851.5	17.16	17.18	17.28	17.06				
		1908.5	17.24	17.28	17.28	17.03				
		1880.0	17.19	17.19	17.28	17.02				
		1851.5	17.17	17.24	17.17	16.95				
	1RB-Middle (7)	1908.5	17.14	17.25	17.27	17.14				
		1880.0	17.31	17.10	17.13	16.98				
		1851.5	17.32	17.24	17.16	17.06				
		1908.5	17.14	17.14	17.10	17.07				
		1880.0	17.19	17.07	17.06	17.14				
		1851.5	17.19	17.05	17.06	17.04				
	8RB-High (7)	1908.5	17.03	17.02	17.12	16.94				
		1880.0	16.93	17.06	17.06	17.08				
		1851.5	17.17	17.06	16.99	17.08				
		1908.5	16.99	17.03	17.09	17.05				
		1880.0	17.14	16.96	17.18	17.15				
		1851.5	17.14	17.06	17.19	17.03				
8RB-Middle (4)	1908.5	17.12	17.08	17.01	17.10					
	1880.0	17.08	17.07	17.01	17.08					
	1851.5	17.17	17.09	17.19	17.11					
	1908.5	17.17	17.06	16.99	17.08					
	1880.0	17.14	16.96	17.18	17.15					
	1851.5	17.14	17.06	17.19	17.03					
8RB-Low (0)	1908.5	17.12	17.08	17.01	17.10					
	1880.0	17.08	17.07	17.01	17.08					
	1851.5	17.17	17.09	17.19	17.11					
	1908.5	17.17	17.06	16.99	17.08					
	1880.0	17.14	16.96	17.18	17.15					
	1851.5	17.14	17.06	17.19	17.03					
5MHz	1RB-High (24)	1907.5	17.24	17.27	17.25	16.94	18.0	18.0	18.0	18.0
		1880.0	17.31	17.23	17.13	17.02				
		1852.5	17.15	17.15	17.27	17.01				
		1907.5	17.25	17.23	17.28	17.08				
		1880.0	17.23	17.24	17.29	17.05				
		1852.5	17.15	17.19	17.18	16.99				
	1RB-Middle (12)	1907.5	17.12	17.24	17.28	17.13				
		1880.0	17.26	17.15	17.17	16.98				
		1852.5	17.33	17.27	17.16	17.04				
		1907.5	17.19	17.09	17.05	17.05				
		1880.0	17.17	17.06	17.05	17.09				
		1852.5	17.21	17.03	17.02	17.07				
	12RB-High (13)	1907.5	17.00	17.05	17.07	16.97				
		1880.0	16.94	17.04	17.10	17.10				
		1852.5	17.16	17.08	16.96	17.08				
		1907.5	17.04	17.05	17.04	17.05				
		1880.0	17.13	17.01	17.15	17.16				
		1852.5	17.12	17.07	17.15	17.08				
12RB-Middle (6)	1907.5	17.13	17.05	16.98	17.10					
	1880.0	17.06	17.07	17.03	17.04					
	1852.5	17.14	17.10	17.17	17.11					
	1907.5	17.13	17.05	16.98	17.10					
	1880.0	17.06	17.07	17.03	17.04					
	1852.5	17.14	17.10	17.17	17.11					
25RB (0)	1907.5	17.13	17.05	16.98	17.10					
	1880.0	17.06	17.07	17.03	17.04					
	1852.5	17.14	17.10	17.17	17.11					
	1907.5	17.13	17.05	16.98	17.10					
	1880.0	17.06	17.07	17.03	17.04					
	1852.5	17.14	17.10	17.17	17.11					
10MHz	1RB-High (49)	1905.0	17.22	17.26	17.23	16.94	18.0	18.0	18.0	18.0
		1880.0	17.28	17.26	17.14	17.00				
		1855.0	17.16	17.19	17.28	17.03				
		1905.0	17.22	17.28	17.27	17.12				
		1880.0	17.23	17.22	17.32	17.00				
		1855.0	17.16	17.20	17.18	17.03				
	1RB-Middle (24)	1905.0	17.11	17.25	17.24	17.09				
		1880.0	17.22	17.19	17.17	17.01				
		1855.0	17.28	17.28	17.18	16.99				
		1905.0	17.17	17.06	17.09	17.07				
		1880.0	17.13	17.09	17.02	17.14				
		1855.0	17.16	17.00	17.05	17.04				
	1RB-Low (0)	1905.0	17.03	17.06	17.07	17.01				
		1880.0	16.99	17.05	17.09	17.11				
		1855.0	17.14	17.12	16.93	17.04				
		1905.0	17.07	17.08	17.06	17.01				
		1880.0	17.10	17.05	17.10	17.12				
		1855.0	17.10	17.08	17.15	17.09				
25RB-High (25)	1905.0	17.08	17.08	16.95	17.06					
	1880.0	17.11	17.12	17.02	17.07					
	1855.0	17.18	17.08	17.13	17.12					
	1905.0	17.07	17.08	17.06	17.01					
	1880.0	17.10	17.05	17.10	17.12					
	1855.0	17.10	17.08	17.15	17.09					
25RB-Middle (12)	1905.0	17.08	17.08	16.95	17.06					
	1880.0	17.11	17.12	17.02	17.07					
	1855.0	17.18	17.08	17.13	17.12					
	1905.0	17.07	17.08	17.06	17.01					
	1880.0	17.10	17.05	17.10	17.12					
	1855.0	17.10	17.08	17.15	17.09					
25RB-Low (0)	1905.0	17.08	17.08	16.95	17.06					
	1880.0	17.11	17.12	17.02	17.07					
	1855.0	17.18	17.08	17.13	17.12					
	1905.0	17.07	17.08	17.06	17.01					
	1880.0	17.10	17.05	17.10	17.12					
	1855.0	17.10	17.08	17.15	17.09					
50RB (0)	1905.0	17.08	17.08	16.95	17.06					
	1880.0	17.11	17.12	17.02	17.07					
	1855.0	17.18	17.08	17.13	17.12					
	1905.0	17.07	17.08	17.06	17.01					
	1880.0	17.10	17.05	17.10	17.12					
	1855.0	17.10	17.08	17.15	17.09					
15MHz	1RB-High (74)	1902.5	17.23	17.25	17.26	16.97	18.0	18.0	18.0	18.0
		1880.0	17.25	17.24	17.18	17.01				
		1857.5	17.12	17.21	17.30	17.00				
		1902.5	17.25	17.23	17.31	17.10				
		1880.0	17.27	17.24	17.28	16.98				
		1857.5	17.20	17.22	17.23	17.07				
	1RB-Middle (37)	1902.5	17.11	17.28	17.23	17.09				
		1880.0	17.19	17.24	17.18	16.99				
		1857.5	17.24	17.26	17.20	16.99				
		1902.5	17.16	17.09	17.08	17.08				
		1880.0	17.17	17.14	17.05	17.13				
		1857.5	17.12	17.00	17.02	17.05				
	1RB-Low (0)	1902.5	17.08	17.03	17.03	17.00				
		1880.0	17.04	17.06	17.11	17.06				
		1857.5	17.11	17.12	16.98	17.03				
		1902.5	17.06	17.09	17.03	17.06				
		1880.0	17.06	17.00	17.09	17.09				
		1857.5	17.06	17.08	17.11	17.06				
36RB-High (38)	1902.5	17.07	17.03	17.00	17.00					
	1880.0	17.04	17.06	17.11	17.06					
	1857.5	17.11	17.12	16.98	17.03					
	1902.5	17.06	17.09	17.03	17.06					
	1880.0	17.06	17.00	17.09	17.09					
	1857.5	17.06	17.08	17.11	17.06					
36RB-Middle (19)	1902.5	17.07	17.03	17.00	17.08					
	1880.0	17.10	17.15	17.03	17.10					
	1857.5	17.07	17.03	17.00	17.08					
	1902.5	17.07	17.03	17.00	17.08					
	1880.0	17.10	17.15	17.03	17.10					
	1857.5	17.17	17.13	17.13	17.07					
36RB-Low (0)	1902.5	17.07	17.03	17.00	17.08					
	1880.0	17.10	17.15	17.03	17.10					
	1857.5	17.17	17.13	17.13	17.07					
	1902.5	17.07	17.03	17.00	17.08					
	1880.0	17.10	17.15	17.03	17.10					
	1857.5	17.17	17.13	17.13	17.07					
20MHz	1RB-High (99)	1900.0	17.14	17.29	17.27	17.01	18.0	18.0	18.0	18.0
		1880.0	17.17	17.20	17.19	16.98				
		1860.0	17.12	17.20	17.26	17.01				
		1900.0	17.18	17.25	17					



Ant.3 - LTE Band 2 Power Level C1/C2

Bandwidth	Number of RBs	Frequency	QPSK	16QAM	64QAM	256QAM	QPSK Tune-up	16QAM Tune-up	64QAM Tune-up	256QAM Tune-up					
1.4MHz	1RB-High (5)	1909.3	23.88	23.07	22.07	18.86	25.0	24.0	23.0	20.0					
		1880.0	24.01	23.23	22.25	19.05									
		1850.7	24.01	23.26	22.10	19.03									
	1RB-Middle (3)	1909.3	23.92	23.18	22.05	18.90									
		1880.0	23.99	23.28	22.22	18.94									
		1850.7	24.01	23.25	22.20	19.02									
	1RB-Low (0)	1909.3	23.94	23.23	22.09	18.96									
		1880.0	24.04	23.22	22.22	19.04									
		1850.7	24.00	23.26	22.23	18.97									
	3RB-High (3)	1909.3	23.97	22.91	22.02	18.93									
		1880.0	23.97	22.94	22.11	18.93									
		1850.7	24.10	22.97	22.03	19.15									
	3RB-Middle (1)	1909.3	23.96	22.92	21.96	18.99									
		1880.0	24.05	23.00	22.02	19.05									
		1850.7	24.06	22.96	22.08	19.04									
	3RB-Low (0)	1909.3	23.94	22.89	21.96	18.99									
		1880.0	24.03	23.00	22.05	19.08									
		1850.7	24.04	23.09	22.17	19.01									
	6RB (0)	1909.3	22.92	21.96	21.02	18.92									
		1880.0	23.07	22.07	21.10	19.03									
		1850.7	23.03	22.06	21.10	19.02									
3MHz	1RB-High (14)	1908.5	23.96	23.17	22.13	18.99	25.0	24.0	23.0	20.0					
		1880.0	24.04	23.30	22.10	19.02									
		1851.5	24.01	23.21	22.10	19.03									
	1RB-Middle (7)	1908.5	23.93	23.07	22.17	18.88									
		1880.0	24.00	23.31	22.23	19.00									
		1851.5	24.02	23.28	22.23	19.03									
	1RB-Low (0)	1908.5	23.90	23.09	22.04	18.94									
		1880.0	24.03	23.30	22.22	19.05									
		1851.5	24.00	23.29	22.23	18.97									
	8RB-High (7)	1908.5	23.08	22.10	21.08	18.89									
		1880.0	23.01	22.08	21.15	18.97									
		1851.5	22.99	22.06	21.08	18.96									
	8RB-Middle (4)	1908.5	22.92	22.00	21.03	18.94									
		1880.0	22.99	22.07	21.12	19.04									
		1851.5	22.98	22.08	21.11	18.99									
	8RB-Low (0)	1908.5	22.96	22.03	21.04	18.95									
		1880.0	23.03	22.08	21.25	19.02									
		1851.5	23.03	22.02	21.11	19.04									
	15RB (0)	1908.5	22.93	21.93	21.00	18.92									
		1880.0	22.99	21.99	21.17	18.94									
		1851.5	22.99	22.01	21.07	18.99									
	5MHz	1RB-High (24)	1907.5	23.94	23.24	21.99					18.89	25.0	24.0	23.0	20.0
			1880.0	24.10	23.34	22.13					19.12				
			1852.5	24.04	23.25	22.05					18.99				
		1RB-Middle (12)	1907.5	23.99	23.25	22.26					18.97				
			1880.0	24.11	23.34	22.11					19.06				
			1852.5	24.07	23.39	22.27					19.05				
		1RB-Low (0)	1907.5	23.99	23.21	21.98					19.03				
			1880.0	24.05	23.26	22.12					19.03				
			1852.5	24.01	23.38	22.21					19.01				
12RB-High (13)		1907.5	22.98	21.98	21.01	19.01									
		1880.0	23.06	22.08	21.16	19.03									
		1852.5	23.04	22.04	21.11	18.99									
12RB-Middle (6)		1907.5	22.98	22.00	21.05	19.01									
		1880.0	23.05	22.06	21.17	19.01									
		1852.5	23.04	22.07	21.14	19.05									
12RB-Low (0)		1907.5	23.03	22.00	21.07	19.04									
		1880.0	23.06	22.09	21.21	19.02									
		1852.5	23.08	22.08	21.10	19.08									
25RB (0)		1907.5	23.02	22.00	21.00	18.98									
		1880.0	23.10	22.05	21.13	19.08									
		1852.5	23.06	22.05	21.12	19.09									
10MHz		1RB-High (49)	1905.0	24.03	23.30	22.19	19.01	25.0	24.0	23.0	20.0				
			1880.0	24.10	23.30	22.29	19.08								
			1855.0	24.02	23.26	22.01	19.07								
		1RB-Middle (24)	1905.0	23.92	23.21	22.05	18.96								
			1880.0	24.07	23.26	22.24	19.10								
			1855.0	24.05	23.27	22.06	19.00								
		1RB-Low (0)	1905.0	24.03	23.29	22.05	19.02								
			1880.0	24.15	23.38	22.30	19.19								
			1855.0	24.12	23.40	22.23	19.14								
	25RB-High (25)	1905.0	22.96	21.94	20.92	19.00									
		1880.0	23.05	22.03	21.08	19.09									
		1855.0	23.00	22.01	21.05	18.95									
	25RB-Middle (12)	1905.0	22.92	21.92	20.92	18.98									
		1880.0	23.02	21.96	21.09	19.03									
		1855.0	22.98	21.96	21.06	19.03									
	25RB-Low (0)	1905.0	23.01	21.98	20.98	19.01									
		1880.0	23.06	22.03	21.12	19.02									
		1855.0	23.03	22.02	21.05	19.08									
	50RB (0)	1905.0	22.99	21.99	20.97	19.03									
		1880.0	23.04	22.04	21.13	19.02									
		1855.0	23.01	22.00	21.05	18.97									
	15MHz	1RB-High (74)	1902.5	23.99	23.28	22.12	18.95					25.0	24.0	23.0	20.0
			1880.0	24.10	23.38	22.07	19.06								
			1857.5	24.08	23.34	22.10	19.06								
		1RB-Middle (37)	1902.5	23.97	23.28	22.15	18.97								
			1880.0	24.10	23.40	22.20	19.10								
			1857.5	24.01	23.33	22.16	18.99								
		1RB-Low (0)	1902.5	24.10	23.25	22.22	19.06								
			1880.0	24.16	23.35	22.32	19.11								
			1857.5	24.16	23.40	22.32	19.12								
36RB-High (38)		1902.5	22.95	21.93	20.97	18.96									
		1880.0	23.03	22.06	21.13	19.08									
		1857.5	23.02	22.03	21.09	18.98									
36RB-Middle (19)		1902.5	22.94	21.91	21.03	18.91									
		1880.0	23.03	22.02	21.14	19.08									
		1857.5	22.99	21.99	21.10	19.02									
36RB-Low (0)		1902.5	23.01	21.99	21.09	19.01									
		1880.0	23.08	22.07	21.18	19.09									
		1857.5	23.05	22.06	21.12	19.08									
75RB (0)		1902.5	23.03	22.03	21.04	19.03									
		1880.0	23.07	22.10	21.15	19.09									
		1857.5	23.07	22.07	21.09	19.05									
20MHz		1RB-High (99)	1900.0	23.97	23.20	22.18	18.98	25.0	24.0	23.0	20.0				
			1880.0	24.09	23.34	22.22	19.05								
			1860.0	24.15	23.24	22.27	19.15								
		1RB-Middle (50)	1900.0	24.04	23.17	22.22	19.03								
			1880.0	24.07	23.28	22.21	19.10								
			1860.0	24.04	23.25	22.20	19.00								
		1RB-Low (0)	1900.0	24.06	23.38	22.18	19.01								
			1880.0	24.19	23.34	22.37	19.20								
			1860.0	24.16	23.48	22.25	19.19								
	50RB-High (50)	1900.0	22.97	22.01	21.02	19.01									
		1880.0	23.04	22.05	21.15	19.09									
		1860.0	23.06	22.06	21.14	19.07									
	50RB-Middle (25)	1900.0	23.00	21.98	21.06	19.00									
		1880.0	23.08	22.08	21.18	19.13									
		1860.0	23.04	22.03	21.11	19.06									
	50RB-Low (0)	1900.0	23.06	22.07	21.10	19.04									
		1880.0	23.12	22.11	21.25	19.17									
		1860.0	23.08	22.04	21.10	19.06									
	100RB (0)	1900.0	22.98	22.01	21.04	19.02									
		1880.0	23.11	22.09	21.20	19.11									
		1860.0	23.06	22.03	21.11	19.10									



Ant.3 - LTE Band 2 Power Level D1/D2

Bandwidth	Number of RBs	Frequency	QPSK	16QAM	64QAM	256QAM	QPSK Tune-up	16QAM Tune-up	64QAM Tune-up	256QAM Tune-up					
1.4MHz	1RB-High (5)	1909.3	20.36	20.32	20.27	19.16	21.0	21.0	21.0	20.0					
		1880.0	20.15	20.17	20.23	19.04									
		1850.7	20.41	20.32	20.22	19.01									
		1RB-Middle (3)	1909.3	20.31	20.29	20.27					19.20				
			1880.0	20.13	20.37	20.28					19.14				
			1850.7	20.25	20.33	20.27					19.12				
	1RB-Low (0)	1909.3	20.35	20.36	20.27	19.19									
		1880.0	20.22	20.32	20.27	19.03									
		1850.7	20.29	20.24	20.30	19.20									
	3RB-High (3)	1909.3	20.22	20.13	20.28	18.92									
		1880.0	20.36	20.11	20.37	19.10									
		1850.7	20.15	20.17	20.32	18.97									
	3RB-Middle (1)	1909.3	20.34	20.31	20.44	18.88									
		1880.0	20.32	20.23	20.33	19.02									
		1850.7	20.18	20.12	20.32	18.91									
	3RB-Low (0)	1909.3	20.18	20.05	20.34	19.05									
		1880.0	20.18	20.03	20.35	19.05									
		1850.7	20.19	20.21	20.28	19.07									
	6RB (0)	1909.3	20.23	20.27	20.35	19.01									
		1880.0	20.12	20.30	20.25	19.20									
			1850.7	20.17	20.24	20.28					19.05				
	3MHz	1RB-High (14)	1908.5	20.39	20.30	20.23					19.17	21.0	21.0	21.0	20.0
			1880.0	20.20	20.17	20.26					19.08				
			1851.5	20.39	20.37	20.24					19.04				
1RB-Middle (7)			1908.5	20.27	20.28	20.32	19.18								
			1880.0	20.13	20.34	20.23	19.11								
			1851.5	20.30	20.33	20.25	19.14								
1RB-Low (0)		1908.5	20.30	20.34	20.20	19.16									
		1880.0	20.26	20.27	20.30	19.01									
		1851.5	20.30	20.24	20.25	19.15									
8RB-High (7)		1908.5	20.18	20.11	20.24	18.95									
		1880.0	20.32	20.14	20.35	19.10									
		1851.5	20.16	20.16	20.29	18.96									
8RB-Middle (4)		1908.5	20.33	20.29	20.41	18.97									
		1880.0	20.29	20.22	20.29	19.03									
		1851.5	20.19	20.13	20.31	18.96									
8RB-Low (0)		1908.5	20.18	20.08	20.30	19.01									
		1880.0	20.22	20.07	20.30	19.10									
		1851.5	20.19	20.18	20.28	19.08									
15RB (0)		1908.5	20.19	20.23	20.32	19.00									
		1880.0	20.15	20.25	20.27	19.16									
			1851.5	20.22	20.29	20.30	19.06								
5MHz		1RB-High (24)	1907.5	20.36	20.25	20.25	19.17	21.0	21.0	21.0	20.0				
			1880.0	20.22	20.21	20.28	19.08								
			1852.5	20.37	20.33	20.27	19.02								
	1RB-Middle (12)		1907.5	20.29	20.25	20.27	19.18								
			1880.0	20.14	20.34	20.20	19.15								
			1852.5	20.27	20.37	20.24	19.11								
	1RB-Low (0)	1907.5	20.32	20.30	20.19	19.21									
		1880.0	20.25	20.24	20.34	19.05									
		1852.5	20.34	20.29	20.23	19.16									
	12RB-High (13)	1907.5	20.18	20.15	20.27	18.96									
		1880.0	20.27	20.19	20.36	19.13									
		1852.5	20.16	20.20	20.26	19.01									
	12RB-Middle (6)	1907.5	20.30	20.24	20.37	19.01									
		1880.0	20.30	20.20	20.30	19.02									
		1852.5	20.15	20.15	20.34	19.00									
	12RB-Low (0)	1907.5	20.15	20.11	20.30	19.05									
		1880.0	20.19	20.05	20.27	19.09									
		1852.5	20.22	20.21	20.25	19.06									
	25RB (0)	1907.5	20.24	20.28	20.29	19.02									
		1880.0	20.18	20.22	20.25	19.11									
			1852.5	20.25	20.27	20.30	19.11								
	10MHz	1RB-High (48)	1905.0	20.32	20.24	20.26	19.16					21.0	21.0	21.0	20.0
			1880.0	20.27	20.26	20.28	19.11								
			1855.0	20.32	20.32	20.29	19.06								
1RB-Middle (24)			1905.0	20.29	20.26	20.26	19.17								
			1880.0	20.18	20.35	20.20	19.20								
			1855.0	20.23	20.32	20.28	19.10								
1RB-Low (0)		1905.0	20.27	20.35	20.23	19.26									
		1880.0	20.26	20.21	20.29	19.10									
		1855.0	20.30	20.20	20.21	19.11									
25RB-High (25)		1905.0	20.19	20.14	20.22	18.96									
		1880.0	20.31	20.23	20.32	19.08									
		1855.0	20.14	20.17	20.26	18.98									
25RB-Middle (12)		1905.0	20.27	20.24	20.33	19.03									
		1880.0	20.32	20.24	20.34	19.01									
		1855.0	20.15	20.17	20.32	19.03									
25RB-Low (0)		1905.0	20.20	20.13	20.33	19.07									
		1880.0	20.19	20.09	20.27	19.09									
		1855.0	20.18	20.20	20.29	19.05									
50RB (0)		1905.0	20.20	20.26	20.31	19.01									
		1880.0	20.19	20.22	20.25	19.06									
			1855.0	20.27	20.22	20.30	19.13								
15MHz		1RB-High (74)	1902.5	20.27	20.21	20.27	19.13	21.0	21.0	21.0	20.0				
			1880.0	20.32	20.23	20.33	19.16								
			1857.5	20.30	20.31	20.31	19.05								
	1RB-Middle (37)		1902.5	20.26	20.26	20.24	19.16								
			1880.0	20.23	20.32	20.19	19.23								
			1857.5	20.19	20.30	20.28	19.13								
	1RB-Low (0)	1902.5	20.22	20.34	20.18	19.22									
		1880.0	20.25	20.26	20.25	19.10									
		1857.5	20.30	20.26	20.19	19.15									
	36RB-High (38)	1902.5	20.18	20.13	20.26	18.99									
		1880.0	20.28	20.21	20.30	19.08									
		1857.5	20.19	20.21	20.23	18.98									
	36RB-Middle (19)	1902.5	20.29	20.19	20.35	18.98									
		1880.0	20.27	20.18	20.30	19.04									
		1857.5	20.17	20.17	20.28	19.04									
	36RB-Low (0)	1902.5	20.21	20.17	20.37	19.02									
		1880.0	20.21	20.13	20.28	19.04									
		1857.5	20.21	20.18	20.27	19.04									
	75RB (0)	1902.5	20.18	20.21	20.29	19.01									
		1880.0	20.20	20.27	20.23	19.06									
			1857.5	20.22	20.21	20.29	19.10								
	20MHz	1RB-High (99)	1900.0	20.22	20.26	20.26	19.18					21.0	21.0	21.0	20.0
			1880.0	20.25	20.28	20.28	19.18								
			1860.0	20.25	20.32	20.27	19.09								
1RB-Middle (50)			1900.0	20.24	20.27	20.22	19.14								
			1880.0	20.24	20.33	20.22	19.18								
			1860.0	20.23	20.35	20.25	19.13								
1RB-Low (0)		1900.0	20.26	20.35	20.21	19.17									
		1880.0	20.28	20.27	20.21	19.15									
		1860.0	20.25	20.31	20.24	19.13									
50RB-High (50)		1900.0	20.09	20.14	20.29	19.01									
		1880.0	20.15	20.23	20.31	19.10									
		1860.0	20.14	20.19	20.25	19.02									
50RB-Middle (25)		1900.0	20.16	20.18	20.30	19.03									
		1880.0	20.16	20.22	20.32	19.05									
		1860.0	20.14	20.20	20.31	19.04									
50RB-Low (0)		1900.0	20.20	20.20	20.33	19.01									
		1880.0	20.21	20.18	20.25	19.05									
		1860.0	20.17	20.19	20.28	19.05									
100RB (0)		1900.0	20.21	20.21	20.27	19.02									
		1880.0	20.19	20.23	20.23	19.07									
			1860.0	20.25	20.19	20.27	19.10								



Ant.2 - LTE Band 2 Power Level A1/B2

Bandwidth	Number of RBs	Frequency	QPSK	16QAM	64QAM	256QAM	QPSK Tune-up	16QAM Tune-up	64QAM Tune-up	256QAM Tune-up	
1.4MHz	1RB-High (5)	1909.3	19.95	20.02	20.09	17.95	21.0	21.0	21.0	19.0	
		1880.0	20.05	20.08	20.00	17.94					
		1850.7	20.07	20.15	20.08	17.84					
		1909.3	19.93	19.99	20.06	17.90					
		1880.0	19.98	19.98	20.07	17.73					
		1850.7	19.86	20.11	20.01	17.88					
	1RB-Middle (3)	1909.3	19.97	20.05	20.07	17.72					
		1880.0	19.98	19.98	20.07	17.73					
		1850.7	19.86	20.11	20.01	17.88					
		1RB-Low (0)	1880.0	20.08	20.09	19.88					17.81
			1850.7	20.02	20.16	20.02					17.88
			1909.3	19.96	20.01	20.04					17.77
	3RB-High (3)		1880.0	20.02	20.09	20.02					17.78
			1850.7	20.03	20.15	19.95					17.82
			1909.3	20.16	19.87	19.99					17.87
		3RB-Middle (1)	1880.0	20.09	19.98	20.10					17.96
			1850.7	20.11	20.03	19.97					18.00
			1909.3	20.06	19.99	20.08					18.00
	3RB-Low (0)		1880.0	20.04	20.18	19.90					17.95
			1850.7	20.01	20.03	19.92					17.89
			1909.3	19.98	19.92	19.86					17.81
		6RB (0)	1880.0	19.97	19.87	19.89					18.01
			1850.7	19.88	19.87	19.98					17.88
			3MHz	1RB-High (14)	1908.5	19.98					19.98
1880.0	20.02				20.12	19.95	17.90				
1851.5	20.03				20.18	20.10	17.90				
1RB-Middle (7)	1908.5				19.96	20.03	20.11	17.87			
	1880.0	20.03			19.97	20.07	17.73				
	1851.5	19.91			20.08	19.98	17.88				
	1RB-Low (0)	1908.5		19.96	20.10	20.09	17.76				
		1880.0		20.11	20.10	19.89	17.85				
		1851.5		20.01	20.11	19.97	17.85				
8RB-High (7)		1908.5		20.00	19.95	19.95	17.97				
		1880.0		19.91	19.84	19.87	18.04				
		1851.5		19.97	19.92	19.96	17.99				
	8RB-Middle (4)	1908.5		19.97	19.93	19.91	17.85				
		1880.0		19.90	19.82	19.87	17.99				
		1851.5		19.83	19.91	20.00	17.88				
8RB-Low (0)		1908.5		19.82	19.82	20.00	17.88				
		1880.0		19.87	19.82	20.07	17.85				
		1851.5		20.06	19.93	20.01	17.89				
	15RB (0)	1908.5		19.97	19.96	19.86	17.84				
		1880.0		19.95	19.89	19.91	17.99				
		1851.5		20.01	19.89	19.94	17.92				
5MHz		1RB-High (24)		1907.5	19.94	20.02	20.09	17.92			
				1880.0	19.99	20.11	19.92	17.86			
				1852.5	20.02	20.18	20.07	17.85			
	1RB-Middle (12)			1907.5	20.01	20.07	20.06	17.89			
				1880.0	20.04	20.02	20.06	17.78			
				1852.5	19.91	20.13	20.01	17.92			
		1RB-Low (0)		1907.5	19.95	20.08	20.08	17.90			
				1880.0	20.14	20.14	19.94	17.86			
				1852.5	20.00	20.11	20.00	17.81			
	12RB-High (13)			1907.5	20.01	19.90	20.00	17.95			
				1880.0	19.96	19.87	19.91	18.00			
				1852.5	19.93	19.88	19.96	17.84			
		12RB-Middle (6)		1907.5	19.93	19.95	19.94	17.88			
				1880.0	19.91	19.85	19.84	17.95			
				1852.5	19.87	19.89	20.04	17.90			
	12RB-Low (0)		1907.5	19.86	19.81	20.02	17.94				
			1880.0	19.90	19.87	20.02	17.85				
			1852.5	20.05	19.92	19.96	17.89				
		25RB (0)	1907.5	19.94	19.93	19.87	17.89				
			1880.0	19.99	19.94	19.88	18.00				
			1852.5	19.96	19.84	19.96	17.97				
	10MHz		1RB-High (49)	1905.0	19.97	20.06	20.08	17.90			
				1880.0	20.02	20.13	19.96	17.87			
				1855.0	20.00	20.15	20.12	17.87			
		1RB-Middle (24)		1905.0	19.98	20.02	20.04	17.88			
				1880.0	20.09	20.01	20.06	17.83			
				1855.0	19.95	20.14	19.98	17.93			
			1RB-Low (0)	1905.0	19.95	20.03	20.03	17.85			
				1880.0	20.09	20.10	19.96	17.90			
				1855.0	19.99	20.06	19.96	17.80			
		25RB-High (25)		1905.0	19.97	19.87	19.99	17.93			
				1880.0	19.92	19.86	19.91	17.96			
				1855.0	19.92	19.91	19.94	17.89			
			25RB-Middle (12)	1905.0	19.97	19.91	19.99	17.92			
				1880.0	19.88	19.84	19.87	18.00			
				1855.0	19.88	19.91	20.02	17.87			
		25RB-Low (0)		1905.0	19.89	19.86	20.02	17.98			
				1880.0	19.89	19.86	20.02	17.85			
				1855.0	20.01	19.93	20.00	17.92			
			50RB (0)	1905.0	19.94	19.95	19.88	17.85			
				1880.0	20.03	19.95	19.91	18.00			
				1855.0	19.95	19.89	19.96	17.98			
15MHz		1RB-High (74)		1902.5	19.97	20.03	20.06	17.85			
				1880.0	20.00	20.11	19.93	17.90			
				1857.5	20.00	20.15	20.08	17.83			
			1RB-Middle (37)	1902.5	19.98	20.02	20.04	17.88			
				1880.0	20.05	20.05	20.04	17.86			
				1857.5	19.99	20.10	20.03	17.95			
		1RB-Low (0)		1902.5	19.94	20.00	20.07	17.82			
				1880.0	20.05	20.06	19.99	17.85			
				1857.5	20.04	20.08	19.98	17.85			
			36RB-High (38)	1902.5	19.98	19.89	19.97	17.95			
				1880.0	19.88	19.86	19.94	17.97			
				1857.5	19.89	19.94	19.99	17.90			
		36RB-Middle (19)		1902.5	20.00	19.88	19.94	17.95			
				1880.0	19.92	19.87	19.91	18.00			
				1857.5	19.86	19.86	19.99	17.91			
			36RB-Low (0)	1902.5	19.89	19.91	19.97	17.95			
				1880.0	19.93	19.87	20.01	17.85			
				1857.5	19.99	19.91	19.98	17.97			
		75RB (0)		1902.5	19.99	20.00	19.90	17.86			
				1880.0	20.05	19.91	19.87	17.95			
				1857.5	19.99	19.91	19.96	17.93			
	20MHz		1RB-High (99)	1900.0	19.97	20.02	20.04	17.87			
				1880.0	19.96	20.09	19.95	17.87			
				1860.0	19.95	20.10	20.04	17.82			
		1RB-Middle (50)		1900.0	19.99	20.02	20.05	17.88			
				1880.0	19.98	20.06	20.01	17.85			
				1860.0	19.99	20.06	20.00	17.91			
			1RB-Low (0)	1900.0	19.98	20.01	20.03	17.85			
				1880.0	20.00	20.10	19.97	17.87			
				1860.0	20.02	20.05	20.00	17.87			
		50RB-High (50)		1900.0	19.94	19.94	19.92	17.91			
				1880.0	19.91	19.91	19.94	17.97			
				1860.0	19.93	19.91	19.99	17.89			
			50RB-Middle (25)	1900.0	19.95	19.91	19.94	17.94			
				1880.0	19.93	19.92	19.94	17.97			
				1860.0	19.91	19.90	19.94	17.90			
		50RB-Low (0)		1900.0	19.94	19.93	19.92	17.92			
				1880.0	19.91	19.92	19.97	17.90			
				1860.0	19.96	19.93	19.94	17.94			
			100RB (0)	1900.0	19.88	19.95	19.93	17.90			
				1880.0	20.00	19.91	19.92	17.91			
				1860.0	19.97	19.94	19.97	17.97			



Ant.2 - LTE Band 2 Power Level A2

Bandwidth	Number of RBs	Frequency	QPSK	16QAM	64QAM	256QAM	QPSK Tune-up	16QAM Tune-up	64QAM Tune-up	256QAM Tune-up
1.4MHz	1RB-High (5)	1909.3	16.87	17.11	17.05	16.83	18.0	18.0	81.0	18.0
		1880.0	17.04	17.07	17.04	16.84				
		1850.7	17.08	17.12	17.06	16.77				
	1RB-Middle (3)	1909.3	16.93	16.92	16.96	16.91				
		1880.0	17.06	17.15	17.01	16.77				
		1850.7	16.97	16.98	16.97	16.73				
	1RB-Low (0)	1909.3	16.97	17.17	16.99	16.95				
		1880.0	16.96	16.95	16.95	16.72				
		1850.7	17.01	17.05	17.02	16.90				
	3RB-High (3)	1909.3	16.86	16.96	17.07	16.75				
		1880.0	17.15	17.05	17.00	16.95				
		1850.7	17.04	16.90	17.08	16.94				
	3RB-Middle (1)	1909.3	16.89	16.99	17.12	16.92				
		1880.0	17.08	17.10	16.89	16.91				
		1850.7	17.07	17.10	16.94	16.79				
	3RB-Low (0)	1909.3	16.98	17.03	16.98	16.96				
		1880.0	16.87	16.97	16.93	16.85				
		1850.7	17.02	16.96	17.09	16.84				
	6RB (0)	1909.3	16.95	17.06	16.85	16.93				
	1880.0	16.98	17.03	16.88	16.87					
	1850.7	16.86	16.90	16.88	17.02					
3MHz	1RB-High (14)	1908.5	16.91	17.06	17.00	16.86	18.0	18.0	18.0	18.0
		1880.0	17.06	17.03	17.01	16.83				
		1851.5	17.07	17.13	17.04	16.77				
	1RB-Middle (7)	1908.5	16.90	16.96	16.91	16.92				
		1880.0	17.05	17.10	17.02	16.77				
		1851.5	16.97	17.03	16.92	16.76				
	1RB-Low (0)	1908.5	16.92	17.12	16.93	16.89				
		1880.0	16.97	17.00	16.93	16.74				
		1851.5	17.01	17.06	16.98	16.90				
	8RB-High (7)	1908.5	17.06	16.91	16.84	16.82				
		1880.0	17.04	16.98	16.92	17.00				
		1851.5	17.04	16.97	16.99	16.97				
	8RB-Middle (4)	1908.5	16.98	16.87	16.89	16.76				
		1880.0	16.80	16.89	17.00	16.98				
		1851.5	17.05	16.87	16.83	16.88				
	8RB-Low (0)	1908.5	16.90	16.83	16.95	16.93				
		1880.0	16.98	16.82	16.96	16.95				
		1851.5	17.07	17.07	16.93	17.02				
	15RB (0)	1908.5	16.93	17.08	16.90	16.91				
	1880.0	16.96	17.00	16.93	16.89					
	1851.5	16.91	16.95	16.92	16.97					
5MHz	1RB-High (24)	1907.5	16.94	17.03	16.98	16.83	18.0	18.0	18.0	18.0
		1880.0	17.08	16.99	17.01	16.82				
		1852.5	17.07	17.15	17.05	16.74				
	1RB-Middle (12)	1907.5	16.88	16.96	16.86	16.89				
		1880.0	17.02	17.13	16.97	16.77				
		1852.5	17.02	17.06	16.88	16.77				
	1RB-Low (0)	1907.5	16.96	17.11	16.92	16.84				
		1880.0	16.92	17.04	16.96	16.77				
		1852.5	16.97	17.11	16.93	16.87				
	12RB-High (13)	1907.5	17.06	16.91	16.85	16.82				
		1880.0	17.03	16.96	16.93	16.96				
		1852.5	16.99	16.92	16.94	16.94				
	12RB-Middle (6)	1907.5	16.94	16.92	16.86	16.81				
		1880.0	16.83	16.92	16.97	16.99				
		1852.5	17.05	16.85	16.85	16.93				
	12RB-Low (0)	1907.5	16.81	16.86	16.93	16.96				
		1880.0	16.90	16.86	16.94	16.95				
		1852.5	17.02	17.02	16.90	16.99				
	25RB (0)	1907.5	16.95	17.06	16.93	16.93				
	1880.0	17.01	17.03	16.90	16.88					
	1852.5	16.95	16.98	16.87	17.02					
10MHz	1RB-High (49)	1905.0	16.94	17.01	16.98	16.88	18.0	18.0	18.0	18.0
		1880.0	17.08	16.98	16.96	16.87				
		1855.0	17.08	17.16	17.04	16.78				
	1RB-Middle (24)	1905.0	16.93	16.97	16.91	16.95				
		1880.0	17.01	17.14	16.93	16.81				
		1855.0	17.03	17.03	16.92	16.80				
	1RB-Low (0)	1905.0	16.97	17.14	16.91	16.81				
		1880.0	16.91	17.02	16.96	16.79				
		1855.0	16.85	17.07	16.96	16.85				
	25RB-High (25)	1905.0	17.02	16.89	16.86	16.87				
		1880.0	17.01	16.95	16.91	16.93				
		1855.0	17.02	16.97	16.89	16.91				
	25RB-Middle (12)	1905.0	16.92	16.91	16.87	16.92				
		1880.0	16.85	16.97	16.94	16.97				
		1855.0	17.05	16.89	16.93	16.91				
	25RB-Low (0)	1905.0	16.86	16.89	16.93	17.01				
		1880.0	17.01	16.90	16.92	16.98				
		1855.0	16.98	17.03	16.94	16.98				
	50RB (0)	1905.0	16.99	17.06	16.90	16.96				
		1880.0	17.00	16.98	16.94	16.91				
		1855.0	16.96	16.96	16.88	16.97				
15MHz	1RB-High (74)	1902.5	16.98	17.05	16.98	16.87	18.0	18.0	18.0	18.0
		1880.0	17.04	17.00	17.00	16.90				
		1857.5	17.07	17.13	16.99	16.81				
	1RB-Middle (37)	1902.5	16.92	16.99	16.95	16.84				
		1880.0	17.04	17.13	16.95	16.80				
		1857.5	16.98	17.04	16.93	16.80				
	1RB-Low (0)	1902.5	16.92	17.11	16.90	16.78				
		1880.0	16.93	17.06	16.99	16.84				
		1857.5	16.90	17.02	16.95	16.98				
	36RB-High (38)	1902.5	16.99	16.94	16.87	16.89				
		1880.0	16.98	16.90	16.87	16.93				
		1857.5	17.01	17.01	16.85	16.92				
	36RB-Middle (19)	1902.5	16.96	16.92	16.90	16.84				
		1880.0	16.89	16.96	16.89	16.99				
		1857.5	17.02	16.86	16.87	16.95				
	36RB-Low (0)	1902.5	16.90	16.93	16.95	16.99				
		1880.0	16.96	16.93	16.93	16.96				
		1857.5	16.94	16.99	16.96	16.99				
	75RB (0)	1902.5	16.97	17.01	16.89	16.95				
		1880.0	16.98	17.01	16.94	16.92				
		1857.5	16.96	16.99	16.89	16.99				
20MHz	1RB-High (99)	1900.0	16.86	17.01	17.02	16.84	18.0	18.0	18.0	18.0
		1880.0	16.95	17.03	17.04	16.90				
		1860.0	16.95	17.08	17.04	16.83				
	1RB-Middle (50)	1900.0	16.86	17.03	17.00	16.89				
		1880.0	16.93	17.11	17.00	16.92				
		1860.0	16.93	17.08	16.98	16.85				
	1RB-Low (0)	1900.0	16.96	17.09	16.94	16.80				
		1880.0	16.95	17.04	17.00	16.84				
		1860.0	17.00	17.06	16.99	16.85				
	50RB-High (50)	1900.0	16.95	16.97	16.90	16.91				
		1880.0	16.94	16.91	16.92	16.97				
		1860.0	16.91	16.98	16.89	16.95				
	50RB-Middle (25)	1900.0	16.90	16.95	16.94	16.89				
		1880.0	16.88	16.94	16.90	16.98				
		1860.0	16.95	16.91	16.88	16.90				
	50RB-Low (0)	1900.0	16.92	16.94	16.90	16.99				
		1880.0	16.96	16.91	16.88	16.93				
		1860.0	16.96	16.94	16.93	16.94				
	100RB (0)	1900.0	16.97	16.96	16.93	16.92				
		1880.0	16.97	16.99	16.95	16.94				
		1860.0	16.91	16.95	16.92	16.95				



Ant.2 - LTE Band 2 Power Level B1/C1/C2

Table with columns: Bandwidth, Number of RBs, Frequency, QPSK, 16QAM, 64QAM, 256QAM, QPSK Tune-up, 16QAM Tune-up, 64QAM Tune-up, 256QAM Tune-up. Rows are grouped by bandwidth (1.4MHz, 3MHz, 5MHz, 10MHz, 15MHz, 20MHz) and modulation schemes.



Ant.0 - LTE Band 5 Power Level A1/A2/B1/B2/C1/C2

Bandwidth	Number of RBs	Frequency	QPSK	16QAM	64QAM	256QAM	QPSK Tune-up	16QAM Tune-up	64QAM Tune-up	256QAM Tune-up					
1.4MHz	1RB-High (5)	848.3	23.67	22.87	21.71	18.63	25.0	24.0	23.0	20.0					
		836.5	23.61	22.88	21.74	18.62									
		824.7	23.74	22.87	21.82	18.79									
	1RB-Middle (3)	848.3	23.66	22.86	21.66	18.68									
		836.5	23.63	22.78	21.71	18.65									
		824.7	23.67	22.94	21.69	18.72									
	1RB-Low (0)	848.3	23.68	22.84	21.77	18.72									
		836.5	23.66	22.87	21.73	18.67									
		824.7	23.68	22.97	21.82	18.69									
	3RB-High (3)	848.3	23.72	22.64	21.70	18.72									
		836.5	23.66	22.60	21.62	18.61									
		824.7	23.71	22.72	21.81	18.75									
	3RB-Middle (1)	848.3	23.71	22.58	21.72	18.67									
		836.5	23.60	22.64	21.70	18.59									
		824.7	23.69	22.64	21.75	18.72									
	3RB-Low (0)	848.3	23.74	22.65	21.76	18.71									
		836.5	23.63	22.60	21.62	18.59									
		824.7	23.73	22.73	21.62	18.69									
	6RB (0)	848.3	22.67	21.73	20.57	18.65									
		836.5	22.58	21.67	20.59	18.56									
		824.7	22.68	21.74	20.66	18.66									
	3MHz	1RB-High (14)	847.5	23.59	22.88	21.83					18.58	25.0	24.0	23.0	20.0
			836.5	23.58	22.88	21.86					18.57				
			825.5	23.65	22.93	21.74					18.69				
1RB-Middle (7)		847.5	23.65	22.84	21.78	18.64									
		836.5	23.67	22.85	21.72	18.63									
		825.5	23.69	22.89	21.86	18.74									
1RB-Low (0)		847.5	23.64	22.85	21.74	18.64									
		836.5	23.65	22.87	21.78	18.66									
		825.5	23.70	22.85	21.76	18.70									
8RB-High (7)		847.5	22.66	21.75	20.70	18.68									
		836.5	22.62	21.71	20.66	18.65									
		825.5	22.69	21.74	20.71	18.66									
8RB-Middle (4)		847.5	22.68	21.74	20.65	18.73									
		836.5	22.63	21.70	20.62	18.59									
		825.5	22.71	21.81	20.70	18.69									
8RB-Low (0)		847.5	22.72	21.76	20.74	18.71									
		836.5	22.66	21.66	20.71	18.70									
		825.5	22.70	21.76	20.71	18.66									
15RB (0)		847.5	22.66	21.67	20.64	18.65									
		836.5	22.62	21.62	20.56	18.67									
		825.5	22.67	21.73	20.59	18.70									
5MHz		1RB-High (24)	846.5	23.71	22.92	21.83	18.68	25.0	24.0	23.0	20.0				
			836.5	23.71	22.90	21.73	18.74								
			826.5	23.74	23.03	21.93	18.73								
	1RB-Middle (12)	846.5	23.70	22.84	21.83	18.67									
		836.5	23.70	22.94	21.89	18.66									
		826.5	23.75	22.89	21.89	18.79									
	1RB-Low (0)	846.5	23.71	22.77	21.82	18.73									
		836.5	23.70	22.90	21.84	18.68									
		826.5	23.75	23.07	21.82	18.73									
	12RB-High (13)	846.5	22.70	21.75	20.74	18.73									
		836.5	22.65	21.69	20.59	18.70									
		826.5	22.72	21.76	20.72	18.67									
	12RB-Middle (6)	846.5	22.74	21.75	20.70	18.77									
		836.5	22.66	21.68	20.67	18.64									
		826.5	22.75	21.77	20.75	18.78									
	12RB-Low (0)	846.5	22.71	21.73	20.76	18.71									
		836.5	22.70	21.71	20.67	18.65									
		826.5	22.76	21.77	20.78	18.81									
	25RB (0)	846.5	22.76	21.70	20.66	18.74									
		836.5	22.68	21.70	20.59	18.73									
		826.5	22.77	21.77	20.69	18.77									
	10MHz	1RB-High (49)	844.0	23.73	22.96	21.85	18.78					25.0	24.0	23.0	20.0
			836.5	23.64	22.97	21.67	18.61								
			829.0	23.75	23.07	21.90	18.72								
1RB-Middle (24)		844.0	23.74	22.87	21.82	18.76									
		836.5	23.74	22.93	21.86	18.72									
		829.0	23.78	22.99	21.82	18.79									
1RB-Low (0)		844.0	23.61	22.88	21.64	18.61									
		836.5	23.73	22.99	21.70	18.73									
		829.0	23.77	22.94	21.83	18.73									
25RB-High (25)		844.0	22.70	21.70	20.63	18.75									
		836.5	22.66	21.65	20.57	18.70									
		829.0	22.79	21.77	20.77	18.76									
25RB-Middle (12)		844.0	22.73	21.71	20.67	18.71									
		836.5	22.70	21.70	20.62	18.72									
		829.0	22.78	21.72	20.70	18.80									
25RB-Low (0)		844.0	22.70	21.70	20.64	18.74									
		836.5	22.70	21.68	20.62	18.71									
		829.0	22.75	21.69	20.65	18.71									
50RB (0)		844.0	22.68	21.69	20.61	18.65									
		836.5	22.67	21.68	20.60	18.65									
		829.0	22.76	21.72	20.69	18.74									



Ant.3 - LTE Band 7 Power Level A1

Bandwidth	Number of RBs	Frequency	QPSK	16QAM	64QAM	256QAM	QPSK Tune-up	16QAM Tune-up	64QAM Tune-up	256QAM Tune-up	
5MHz	1RB-High (24)	2567.5	17.31	17.72	17.42	17.41	18.5	18.5	18.5	18.5	
		2535.0	17.29	17.67	17.44	17.44					
		2502.5	17.14	17.45	17.16	17.20					
	1RB-Middle (12)	2567.5	17.25	17.49	17.42	17.41					
		2535.0	17.27	17.61	17.42	17.41					
		2502.5	17.14	17.52	17.34	17.36					
	1RB-Low (0)	2567.5	17.22	17.56	17.38	17.35					
		2535.0	17.26	17.45	17.37	17.35					
		2502.5	17.14	17.43	17.33	17.33					
	12RB-High (13)	2567.5	17.31	17.36	17.28	17.33	18.5	18.5	18.5	18.5	
		2535.0	17.27	17.28	17.29	17.25					
		2502.5	17.13	17.16	17.17	17.15					
		2567.5	17.31	17.29	17.33	17.38					
		2535.0	17.24	17.23	17.27	17.24					
		2502.5	17.16	17.20	17.13	17.11					
		12RB-Middle (6)	2567.5	17.32	17.32	17.29					17.24
			2535.0	17.25	17.27	17.26					17.21
			2502.5	17.16	17.14	17.18					17.18
	12RB-Low (0)	2567.5	17.37	17.28	17.26	17.21					
		2535.0	17.28	17.24	17.26	17.27					
		2502.5	17.23	17.19	17.14	17.15					
	25RB (0)	2567.5	17.31	17.36	17.28	17.33	18.5	18.5	18.5	18.5	
		2535.0	17.27	17.66	17.42	17.39					
		2502.5	17.17	17.51	17.33	17.30					
10MHz	1RB-High (49)	2565.0	17.40	17.76	17.46	17.41	18.5	18.5	18.5	18.5	
		2535.0	17.31	17.66	17.59	17.62					
		2505.0	17.19	17.54	17.36	17.39					
	1RB-Middle (24)	2565.0	17.22	17.67	17.48	17.52					
		2535.0	17.24	17.58	17.42	17.39					
		2505.0	17.15	17.60	17.22	17.17					
	1RB-Low (0)	2565.0	17.27	17.66	17.42	17.39					
		2535.0	17.27	17.65	17.43	17.46					
		2505.0	17.17	17.51	17.33	17.30					
	25RB-High (25)	2565.0	17.32	17.32	17.29	17.31	18.5	18.5	18.5	18.5	
		2535.0	17.31	17.26	17.24	17.22					
		2505.0	17.20	17.19	17.14	17.16					
	25RB-Middle (12)	2565.0	17.29	17.28	17.26	17.25					
		2535.0	17.27	17.24	17.23	17.25					
		2505.0	17.15	17.15	17.10	17.10					
	25RB-Low (0)	2565.0	17.28	17.26	17.23	17.25					
		2535.0	17.27	17.23	17.23	17.24					
		2505.0	17.15	17.15	17.09	17.13					
	50RB (0)	2565.0	17.32	17.32	17.29	17.27					
		2535.0	17.29	17.26	17.23	17.24					
		2505.0	17.18	17.15	17.14	17.17					
	15MHz	1RB-High (74)	2562.5	17.43	17.79	17.44	17.39	18.5	18.5	18.5	18.5
			2535.0	17.31	17.68	17.55	17.51				
			2507.5	17.19	17.52	17.34	17.37				
1RB-Middle (37)		2562.5	17.25	17.51	17.48	17.51					
		2535.0	17.28	17.48	17.52	17.47					
		2507.5	17.14	17.45	17.22	17.17					
1RB-Low (0)		2562.5	17.20	17.63	17.43	17.42					
		2535.0	17.16	17.52	17.28	17.27					
		2507.5	17.13	17.50	17.26	17.27					
36RB-High (38)		2562.5	17.30	17.29	17.30	17.29	18.5	18.5	18.5	18.5	
		2535.0	17.26	17.25	17.25	17.24					
		2507.5	17.17	17.18	17.15	17.11					
36RB-Middle (19)		2562.5	17.27	17.25	17.25	17.22					
		2535.0	17.22	17.20	17.22	17.17					
		2507.5	17.14	17.13	17.12	17.17					
36RB-Low (0)		2562.5	17.23	17.22	17.21	17.26					
		2535.0	17.20	17.22	17.17	17.21					
		2507.5	17.14	17.12	17.13	17.14					
75RB (0)		2562.5	17.29	17.30	17.25	17.23					
		2535.0	17.23	17.25	17.23	17.23					
		2507.5	17.16	17.17	17.12	17.09					
20MHz		1RB-High (99)	2560.0	17.45	17.61	17.48	17.43	18.5	18.5	18.5	18.5
			2535.0	17.42	17.78	17.67	17.67				
			2510.0	17.28	17.55	17.38	17.33				
	1RB-Middle (50)	2560.0	17.26	17.60	17.26	17.25					
		2535.0	17.24	17.70	17.47	17.46					
		2510.0	17.17	17.57	17.21	17.19					
	1RB-Low (0)	2560.0	17.16	17.55	17.31	17.32					
		2535.0	17.13	17.42	17.13	17.18					
		2510.0	17.09	17.45	17.27	17.31					
	50RB-High (50)	2560.0	17.35	17.35	17.32	17.37	18.5	18.5	18.5	18.5	
		2535.0	17.30	17.30	17.26	17.23					
		2510.0	17.26	17.24	17.19	17.23					
	50RB-Middle (25)	2560.0	17.31	17.29	17.25	17.26					
		2535.0	17.26	17.26	17.23	17.24					
		2510.0	17.18	17.18	17.15	17.13					
	50RB-Low (0)	2560.0	17.27	17.26	17.23	17.27					
		2535.0	17.24	17.21	17.19	17.20					
		2510.0	17.14	17.10	17.11	17.06					
	100RB (0)	2560.0	17.32	17.26	17.25	17.28					
		2535.0	17.27	17.23	17.18	17.16					
		2510.0	17.18	17.17	17.14	17.11					



Ant.3 - LTE Band 7 Power Level B1

Bandwidth	Number of RBs	Frequency	QPSK	16QAM	64QAM	256QAM	QPSK Tune-up	16QAM Tune-up	64QAM Tune-up	256QAM Tune-up					
5MHz	1RB-High (24)	2567.5	21.45	21.64	21.12	17.96	22.5	22.5	22.0	19.0					
		2535.0	21.42	21.63	20.96	17.96									
		2502.5	21.27	21.49	20.88	17.99									
	1RB-Middle (12)	2567.5	21.43	21.63	21.11	17.99									
		2535.0	21.39	21.57	21.07	18.04									
		2502.5	21.30	21.57	20.94	17.94									
	1RB-Low (0)	2567.5	21.37	21.71	21.00	18.01									
		2535.0	21.38	21.56	21.02	18.05									
		2502.5	21.24	21.57	20.91	17.80									
	12RB-High (13)	2567.5	21.45	20.99	19.95	18.09									
		2535.0	21.35	20.90	19.91	18.02									
		2502.5	21.27	20.77	19.81	17.99									
		2567.5	21.41	20.93	19.93	18.06									
		2535.0	21.35	20.90	19.88	18.00									
		2502.5	21.28	20.79	19.76	17.93									
		2567.5	21.41	20.96	19.95	18.04									
		2535.0	21.34	20.87	19.92	18.03									
		2502.5	21.27	20.78	19.79	17.96									
	12RB-Middle (6)	2567.5	21.47	20.96	19.95	18.12									
		2535.0	21.40	20.86	19.87	18.04									
		2502.5	21.31	20.82	19.80	18.03									
	25RB (0)	2567.5	21.45	20.99	19.95	18.09									
		2535.0	21.34	20.87	19.92	18.03									
		2502.5	21.27	20.78	19.79	17.96									
10MHz	1RB-High (49)	2565.0	21.47	21.76	21.13	18.02	22.5	22.5	22.0	19.0					
		2535.0	21.48	21.77	21.16	18.22									
		2505.0	21.31	21.67	20.86	18.03									
	1RB-Middle (24)	2565.0	21.33	21.61	21.04	17.94									
		2535.0	21.36	21.59	20.88	18.07									
		2505.0	21.23	21.59	20.83	17.88									
	1RB-Low (0)	2565.0	21.41	21.58	21.10	18.07									
		2535.0	21.41	21.66	21.09	18.00									
		2505.0	21.27	21.61	20.94	17.93									
	25RB-High (25)	2565.0	21.44	20.96	19.93	18.10									
		2535.0	21.38	20.88	19.87	18.01									
		2505.0	21.28	20.80	19.80	18.01									
	25RB-Middle (12)	2565.0	21.41	20.91	19.85	18.08									
		2535.0	21.36	20.86	19.83	18.09									
		2505.0	21.25	20.77	19.74	18.04									
	25RB-Low (0)	2565.0	21.41	20.90	19.88	18.00									
		2535.0	21.33	20.85	19.83	18.03									
		2505.0	21.26	20.78	19.77	18.01									
	50RB (0)	2565.0	21.44	20.93	19.91	18.15									
		2535.0	21.35	20.89	19.83	18.03									
		2505.0	21.26	20.77	19.73	17.93									
	15MHz	1RB-High (74)	2562.5	21.51	21.74	21.15					18.19	22.5	22.5	22.0	19.0
			2535.0	21.42	21.76	21.01					18.15				
			2507.5	21.28	21.51	20.91					18.06				
1RB-Middle (37)		2562.5	21.39	21.60	20.98	18.06									
		2535.0	21.37	21.52	21.11	18.14									
		2507.5	21.21	21.54	20.87	18.05									
1RB-Low (0)		2562.5	21.30	21.71	21.04	18.13									
		2535.0	21.23	21.49	20.87	17.93									
		2507.5	21.18	21.40	20.81	17.87									
36RB-High (38)		2562.5	21.39	20.89	19.91	18.09									
		2535.0	21.32	20.83	19.87	18.05									
		2507.5	21.26	20.76	19.78	18.04									
36RB-Middle (19)		2562.5	21.36	20.88	19.86	18.04									
		2535.0	21.31	20.81	19.85	18.12									
		2507.5	21.19	20.72	19.76	18.12									
36RB-Low (0)		2562.5	21.32	20.83	19.84	18.02									
		2535.0	21.27	20.79	19.80	18.10									
		2507.5	21.22	20.72	19.75	17.93									
75RB (0)		2562.5	21.36	20.90	19.87	18.01									
		2535.0	21.33	20.84	19.83	17.99									
		2507.5	21.25	20.76	19.77	18.11									
20MHz		1RB-High (99)	2560.0	21.52	21.79	21.24	18.25	22.5	22.5	22.0	19.0				
			2535.0	21.49	21.72	21.08	18.14								
			2510.0	21.34	21.46	21.07	18.21								
	1RB-Middle (50)	2560.0	21.31	21.67	20.90	18.15									
		2535.0	21.37	21.62	21.03	18.15									
		2510.0	21.19	21.59	20.87	18.12									
	1RB-Low (0)	2560.0	21.28	21.54	20.95	18.04									
		2535.0	21.14	21.47	20.81	17.88									
		2510.0	21.20	21.43	20.80	17.91									
	50RB-High (50)	2560.0	21.44	20.96	19.97	18.22									
		2535.0	21.37	20.89	19.88	18.12									
		2510.0	21.31	20.81	19.79	18.12									
	50RB-Middle (25)	2560.0	21.38	20.90	19.90	18.18									
		2535.0	21.34	20.85	19.84	18.06									
		2510.0	21.25	20.78	19.74	18.14									
	50RB-Low (0)	2560.0	21.35	20.85	19.85	18.08									
		2535.0	21.30	20.78	19.83	17.96									
		2510.0	21.20	20.72	19.71	18.06									
	100RB (0)	2560.0	21.36	20.86	19.89	18.16									
		2535.0	21.33	20.85	19.86	18.00									
		2510.0	21.25	20.75	19.75	18.04									



Ant.3 - LTE Band 7 Power Level C1

Bandwidth	Number of RBs	Frequency	QPSK	16QAM	64QAM	256QAM	QPSK Tune-up	16QAM Tune-up	64QAM Tune-up	256QAM Tune-up	
5MHz	1RB-High (24)	2567.5	22.97	22.15	21.18	17.93	24.0	23.0	22.0	19.0	
		2535.0	23.04	22.22	21.19	18.00					
		2502.5	22.98	22.20	21.14	18.02					
	1RB-Middle (12)	2567.5	22.98	22.27	20.96	18.01					
		2535.0	23.04	22.24	21.13	18.00					
		2502.5	22.97	22.16	21.01	17.95					
	1RB-Low (0)	2567.5	23.04	22.15	21.09	18.05					
		2535.0	22.99	22.20	21.15	18.04					
		2502.5	22.83	22.03	21.01	17.85					
	12RB-High (13)	2567.5	22.03	21.04	20.00	18.07	23.0	22.0	21.0	19.0	
		2535.0	22.01	21.03	20.01	18.06					
		2502.5	21.97	20.96	19.96	18.00					
		12RB-Middle (6)	2567.5	22.05	21.08	20.02					18.07
			2535.0	22.02	21.01	20.00					18.00
			2502.5	21.98	20.99	19.90					17.98
		12RB-Low (0)	2567.5	22.06	21.06	20.00					18.02
			2535.0	22.02	21.02	20.02					18.03
			2502.5	21.95	20.93	19.91					18.00
	25RB (0)	2567.5	22.09	21.06	19.99	18.12					
		2535.0	22.04	21.04	19.96	18.02					
		2502.5	21.97	20.96	19.88	18.02					
	10MHz	1RB-High (49)	2565.0	23.08	22.31	21.19	18.03	24.0	23.0	22.0	19.0
			2535.0	23.14	22.31	21.17	18.19				
			2505.0	23.05	22.20	21.09	18.03				
1RB-Middle (24)		2565.0	23.01	22.19	21.07	17.99					
		2535.0	22.98	22.21	21.17	18.03					
		2505.0	22.93	22.20	21.05	17.93					
1RB-Low (0)		2565.0	23.07	22.24	21.14	18.04					
		2535.0	23.02	22.19	21.11	18.01					
		2505.0	22.95	22.18	20.84	17.93					
25RB-High (25)		2565.0	22.07	21.09	19.97	18.09	23.0	22.0	21.0	19.0	
		2535.0	22.03	21.04	20.00	18.02					
		2505.0	22.03	21.00	19.92	17.98					
25RB-Middle (12)		2565.0	22.05	21.04	19.94	18.05					
		2535.0	22.02	21.02	19.97	18.04					
		2505.0	21.99	20.97	19.88	18.03					
25RB-Low (0)		2565.0	22.03	21.01	19.91	17.98					
		2535.0	22.00	20.98	19.89	17.99					
		2505.0	21.94	20.94	19.85	17.99					
50RB (0)		2565.0	22.06	21.06	19.94	18.11					
		2535.0	22.02	21.01	19.95	18.07					
		2505.0	21.97	20.95	19.89	17.96					
15MHz		1RB-High (74)	2562.5	23.17	22.34	21.17	18.19	24.0	23.0	22.0	19.0
			2535.0	23.14	22.37	21.21	18.15				
			2507.5	23.05	22.33	21.14	18.06				
	1RB-Middle (37)	2562.5	23.06	22.28	21.27	18.05					
		2535.0	23.10	22.29	21.01	18.13					
		2507.5	23.06	22.24	21.16	18.09					
	1RB-Low (0)	2562.5	23.12	22.24	21.07	18.14					
		2535.0	23.00	22.18	20.98	17.98					
		2507.5	22.91	22.17	20.92	17.88					
	36RB-High (38)	2562.5	22.09	21.10	20.04	18.04	23.0	22.0	21.0	19.0	
		2535.0	22.07	21.07	20.06	18.07					
		2507.5	22.05	21.06	19.99	18.04					
	36RB-Middle (19)	2562.5	22.08	21.11	20.05	18.07					
		2535.0	22.04	21.05	20.03	18.08					
		2507.5	22.02	21.02	19.99	18.07					
	36RB-Low (0)	2562.5	22.03	21.05	20.00	18.01					
		2535.0	22.03	21.02	20.00	18.07					
		2507.5	21.98	20.96	19.93	17.94					
	75RB (0)	2562.5	22.09	21.12	20.03	18.05					
		2535.0	22.06	21.07	20.04	18.03					
		2507.5	22.05	21.05	19.97	18.06					
	20MHz	1RB-High (99)	2560.0	23.22	22.46	21.22	18.21	24.0	23.0	22.0	19.0
			2535.0	23.18	22.33	21.27	18.13				
			2510.0	23.16	22.23	21.22	18.21				
1RB-Middle (50)		2560.0	23.14	22.35	21.22	18.13					
		2535.0	23.10	22.12	21.10	18.14					
		2510.0	23.07	22.20	21.10	18.10					
1RB-Low (0)		2560.0	23.06	22.35	21.02	18.03					
		2535.0	22.91	22.19	20.98	17.91					
		2510.0	22.95	22.06	20.97	17.94					
50RB-High (50)		2560.0	22.17	21.17	20.07	18.17	23.0	22.0	21.0	19.0	
		2535.0	22.10	21.10	20.07	18.11					
		2510.0	22.10	21.07	20.00	18.07					
50RB-Middle (25)		2560.0	22.13	21.16	20.06	18.15					
		2535.0	22.09	21.07	20.05	18.11					
		2510.0	22.07	21.08	20.01	18.12					
50RB-Low (0)		2560.0	22.10	21.11	20.03	18.10					
		2535.0	22.03	21.02	19.98	18.01					
		2510.0	21.99	21.00	19.90	18.03					
100RB (0)		2560.0	22.11	21.13	20.04	18.12					
		2535.0	22.07	21.04	20.01	18.05					
		2510.0	22.07	21.04	19.97	18.09					



Ant.0 - LTE Band 12 Power Level A1/A2/B1/B2/C1/C2

Bandwidth	Number of RBs	Frequency	QPSK	16QAM	64QAM	256QAM	QPSK Tune-up	16QAM Tune-up	64QAM Tune-up	256QAM Tune-up					
1.4MHz	1RB-High (5)	715.3	23.69	22.84	21.91	18.64	25.0	24.0	23.0	20.0					
		707.5	23.82	22.97	21.98	18.82									
		699.7	23.79	23.13	21.95	18.76									
	1RB-Middle (3)	715.3	23.64	22.91	21.80	18.65									
		707.5	23.80	23.06	21.90	18.77									
		699.7	23.75	23.03	21.93	18.80									
	1RB-Low (0)	715.3	23.71	22.96	21.93	18.69									
		707.5	23.75	22.97	21.91	18.73									
		699.7	23.77	23.01	21.95	18.74									
	3RB-High (3)	715.3	23.76	22.68	21.78	18.72									
		707.5	23.79	22.72	21.85	18.84									
		699.7	23.79	22.71	21.91	18.75									
	3RB-Middle (1)	715.3	23.73	22.74	21.82	18.72									
		707.5	23.73	22.75	21.88	18.68									
		699.7	23.79	22.77	21.97	18.78									
	3RB-Low (0)	715.3	23.66	22.68	21.82	18.63									
		707.5	23.76	22.75	21.89	18.71									
		699.7	23.78	22.75	21.90	18.81									
	6RB (0)	715.3	22.71	21.81	20.65	18.68									
		707.5	22.73	21.85	20.74	18.71									
		699.7	22.80	21.90	20.73	18.85									
	3MHz	1RB-High (14)	714.5	23.70	22.87	21.88					18.75	25.0	24.0	23.0	20.0
			707.5	23.81	22.86	21.97					18.79				
			700.5	23.74	23.06	21.90					18.71				
1RB-Middle (7)		714.5	23.69	22.93	21.77	18.69									
		707.5	23.76	23.12	21.95	18.80									
		700.5	23.73	22.97	22.00	18.75									
1RB-Low (0)		714.5	23.64	22.84	21.69	18.69									
		707.5	23.76	22.98	21.91	18.80									
		700.5	23.77	23.05	22.00	18.78									
8RB-High (7)		714.5	22.73	21.80	20.70	18.74									
		707.5	22.75	21.80	20.79	18.71									
		700.5	22.78	21.82	20.88	18.74									
8RB-Middle (4)		714.5	22.70	21.71	20.78	18.69									
		707.5	22.75	21.84	20.83	18.73									
		700.5	22.74	21.82	20.79	18.71									
8RB-Low (0)		714.5	22.69	21.76	20.75	18.64									
		707.5	22.77	21.80	20.78	18.73									
		700.5	22.80	21.84	20.80	18.82									
15RB (0)		714.5	22.66	21.69	20.68	18.65									
		707.5	22.74	21.76	20.75	18.79									
		700.5	22.76	21.77	20.77	18.78									
5MHz		1RB-High (24)	713.5	23.76	22.94	21.87	18.80	25.0	24.0	23.0	20.0				
			707.5	23.83	23.00	21.86	18.81								
			701.5	23.78	23.05	21.96	18.82								
	1RB-Middle (12)	713.5	23.73	22.94	21.81	18.76									
		707.5	23.78	23.03	21.96	18.83									
		701.5	23.78	22.97	22.01	18.78									
	1RB-Low (0)	713.5	23.75	22.99	21.98	18.76									
		707.5	23.72	23.06	21.89	18.69									
		701.5	23.81	23.08	22.00	18.86									
	12RB-High (13)	713.5	22.77	21.76	20.81	18.72									
		707.5	22.81	21.81	20.84	18.80									
		701.5	22.81	21.82	20.84	18.82									
	12RB-Middle (6)	713.5	22.73	21.73	20.78	18.75									
		707.5	22.81	21.83	20.84	18.86									
		701.5	22.81	21.81	20.84	18.82									
	12RB-Low (0)	713.5	22.71	21.73	20.76	18.66									
		707.5	22.81	21.79	20.82	18.79									
		701.5	22.83	21.85	20.86	18.80									
	25RB (0)	713.5	22.77	21.74	20.74	18.78									
		707.5	22.83	21.82	20.80	18.85									
		701.5	22.86	21.79	20.82	18.89									
	10MHz	1RB-High (49)	711.0	23.87	22.96	21.97	18.91					25.0	24.0	23.0	20.0
			707.5	23.86	23.09	21.80	18.88								
			704.0	23.89	22.94	21.93	18.88								
1RB-Middle (24)		711.0	23.85	23.15	21.91	18.86									
		707.5	23.85	23.23	21.98	18.80									
		704.0	23.83	23.09	21.97	18.78									
1RB-Low (0)		711.0	23.82	23.01	21.81	18.81									
		707.5	23.78	22.93	21.80	18.82									
		704.0	23.86	23.08	21.93	18.90									
25RB-High (25)		711.0	22.83	21.84	20.79	18.87									
		707.5	22.85	21.82	20.81	18.86									
		704.0	22.87	21.86	20.82	18.82									
25RB-Middle (12)		711.0	22.81	21.78	20.79	18.76									
		707.5	22.84	21.83	20.79	18.86									
		704.0	22.86	21.80	20.77	18.83									
25RB-Low (0)		711.0	22.79	21.77	20.72	18.78									
		707.5	22.81	21.77	20.75	18.78									
		704.0	22.84	21.82	20.77	18.84									
50RB (0)		711.0	22.77	21.77	20.72	18.75									
		707.5	22.83	21.81	20.77	18.83									
		704.0	22.88	21.84	20.80	18.85									



Ant.0 - LTE Band 14 Power Level A1/A2/B1/B2/C1/C2

Bandwidth	Number of RBs	Frequency	QPSK	16QAM	64QAM	256QAM	QPSK Tune-up	16QAM Tune-up	64QAM Tune-up	256QAM Tune-up				
5MHz	1RB-High (24)	795.5	24.07	23.32	22.25	19.06	25.0	24.0	23.0	20.0				
		793.0	24.08	23.29	22.20	19.08								
		790.5	24.07	23.30	22.24	19.12								
	1RB-Middle (12)	795.5	24.07	23.33	22.28	19.12								
		793.0	24.06	23.35	22.16	19.07								
		790.5	24.08	23.34	22.29	19.12								
	1RB-Low (0)	795.5	24.04	23.22	22.14	19.08								
		793.0	24.06	23.42	22.17	19.05								
		790.5	24.10	23.30	22.35	19.13								
	12RB-High (13)	795.5	22.94	21.96	20.96	18.94					24.0	23.0	22.0	20.0
		793.0	23.04	22.05	21.04	19.00								
		790.5	23.06	22.06	21.10	19.01								
		12RB-Middle (6)	795.5	23.03	22.04	21.07	18.99							
			793.0	23.04	22.07	21.06	19.05							
			790.5	23.07	22.08	21.08	19.10							
		12RB-Low (0)	795.5	23.04	22.08	21.11	19.01							
			793.0	23.07	22.06	21.07	19.09							
			790.5	23.09	22.09	21.09	19.14							
			795.5	23.05	22.03	20.98	19.00							
		25RB (0)	793.0	23.06	22.07	21.00	19.07							
			790.5	23.11	22.07	21.05	19.16							
	10MHz	1RB-High (49)	793.0	23.73	23.07	21.85	18.68	25.0	24.0	23.0	20.0			
		1RB-Middle (24)	793.0	23.80	23.08	21.98	18.79							
1RB-Low (0)		793.0	23.75	23.04	22.01	18.78								
25RB-High (25)		793.0	22.69	21.67	20.68	18.73								
25RB-Middle (12)		793.0	22.74	21.77	20.74	18.79	24.0	23.0	22.0	20.0				
25RB-Low (0)		793.0	22.76	21.75	20.75	18.71								
50RB (0)		793.0	22.72	21.74	20.70	18.72								



Ant.3 - LTE Band 30 Power Level A1

Bandwidth	Number of RBs	Frequency	QPSK	16QAM	64QAM	256QAM	QPSK Tune-up	16QAM Tune-up	64QAM Tune-up	256QAM Tune-up	
5MHz	1RB-High (24)	2312.5	16.22	16.25	16.06	16.05	18.0	18.0	18.0	18.0	
		2310.0	16.20	16.26	16.19	16.19					
		2307.5	16.09	16.39	16.24	16.27					
	1RB-Middle (12)	2312.5	16.01	16.21	16.19	16.20					
		2310.0	16.06	16.43	16.18	16.23					
		2307.5	16.09	16.42	16.39	16.40					
	1RB-Low (0)	2312.5	16.11	16.38	16.20	16.20					
		2310.0	16.10	16.39	16.22	16.23					
		2307.5	16.08	16.36	16.05	16.09					
	12RB-High (13)	2312.5	16.04	16.01	16.05	16.10	18.0	18.0	18.0	18.0	
		2310.0	16.05	16.07	16.04	16.06					
		2307.5	16.06	16.07	16.09	16.09					
		12RB-Middle (6)	2312.5	16.00	16.00	16.01					16.07
			2310.0	16.07	16.09	16.07					16.08
			2307.5	16.07	16.06	16.06					16.02
		12RB-Low (0)	2312.5	16.08	16.11	16.10					16.14
			2310.0	16.09	16.08	16.10					16.09
			2307.5	16.05	16.10	16.09					16.12
	25RB (0)		2312.5	16.05	16.02	16.13	16.31				
			2310.0	16.05	16.05	16.04	16.06				
			2307.5	16.10	16.05	16.02	16.01				
	10MHz	1RB-High (49)	2310.0	16.30	16.42	16.21	16.24	18.0	18.0	18.0	18.0
		1RB-Middle (24)	2310.0	16.10	16.35	16.28	16.30				
		1RB-Low (0)	2310.0	16.08	16.35	16.18	16.21				
25RB-High (25)		2310.0	16.04	16.12	16.22	16.02	18.0	18.0	18.0	18.0	
25RB-Middle (12)		2310.0	16.08	16.02	16.04	16.05					
25RB-Low (0)		2310.0	16.13	16.06	16.07	16.11					
50RB (0)		2310.0	16.06	16.03	16.03	16.07					

Ant.3 - LTE Band 30 Power Level A2

Bandwidth	Number of RBs	Frequency	QPSK	16QAM	64QAM	256QAM	QPSK Tune-up	16QAM Tune-up	64QAM Tune-up	256QAM Tune-up	
5MHz	1RB-High (24)	2312.5	13.33	13.37	13.27	13.15	15.0	15.0	15.0	15.0	
		2310.0	13.29	13.30	13.37	13.14					
		2307.5	13.29	13.30	13.36	13.08					
	1RB-Middle (12)	2312.5	13.31	13.33	13.33	13.13					
		2310.0	13.24	13.35	13.35	13.13					
		2307.5	13.24	13.28	13.40	13.08					
	1RB-Low (0)	2312.5	13.24	13.32	13.28	13.12					
		2310.0	13.26	13.35	13.27	13.06					
		2307.5	13.30	13.31	13.34	13.04					
	12RB-High (13)	2312.5	13.29	13.16	13.13	13.27	15.0	15.0	15.0	15.0	
		2310.0	13.25	13.24	13.18	13.27					
		2307.5	13.24	13.26	13.18	13.24					
		12RB-Middle (6)	2312.5	13.21	13.28	13.26					13.15
			2310.0	13.28	13.26	13.28					13.17
			2307.5	13.28	13.24	13.27					13.22
	12RB-Low (0)	2312.5	13.26	13.26	13.18	13.20					
		2310.0	13.23	13.26	13.26	13.29					
		2307.5	13.26	13.28	13.25	13.22					
		25RB (0)	2312.5	13.23	13.28	13.22	13.20				
			2310.0	13.26	13.21	13.22	13.14				
			2307.5	13.29	13.26	13.20	13.19				
	10MHz	1RB-High (49)	2310.0	13.29	13.33	13.32	13.12	15.0	15.0	15.0	15.0
		1RB-Middle (24)	2310.0	13.28	13.31	13.35	13.09				
		1RB-Low (0)	2310.0	13.26	13.36	13.30	13.08				
25RB-High (25)		2310.0	13.25	13.21	13.17	13.27	15.0	15.0	15.0	15.0	
25RB-Middle (12)		2310.0	13.25	13.25	13.26	13.19					
25RB-Low (0)		2310.0	13.26	13.23	13.22	13.24					
50RB (0)		2310.0	13.25	13.25	13.21	13.19					



Ant.3 - LTE Band 30 Power Level B1

Bandwidth	Number of RBs	Frequency	QPSK	16QAM	64QAM	256QAM	QPSK Tune-up	16QAM Tune-up	64QAM Tune-up	256QAM Tune-up	
5MHz	1RB-High (24)	2312.5	16.77	16.79	16.53	16.50	18.5	18.5	18.5	18.5	
		2310.0	16.69	16.76	16.59	16.62					
		2307.5	16.55	16.75	16.89	16.93					
	1RB-Middle (12)	2312.5	16.50	16.69	16.71	16.71					
		2310.0	16.60	16.78	16.81	16.82					
		2307.5	16.52	16.86	16.72	16.73					
	1RB-Low (0)	2312.5	16.56	16.90	16.87	16.91					
		2310.0	16.54	16.90	16.71	16.66					
		2307.5	16.81	16.63	16.71	16.74					
	12RB-High (13)	2312.5	16.51	16.67	16.54	16.59	18.5	18.5	18.5	18.5	
		2310.0	16.51	16.50	16.59	16.58					
		2307.5	16.56	16.52	16.60	16.56					
		12RB-Middle (6)	2312.5	16.78	16.50	16.55					16.58
			2310.0	16.56	16.55	16.61					16.66
			2307.5	16.52	16.54	16.62					16.61
		12RB-Low (0)	2312.5	16.53	16.56	16.57					16.57
			2310.0	16.57	16.57	16.57					16.58
			2307.5	16.55	16.58	16.60					16.59
	25RB (0)		2312.5	16.52	16.50	16.53	16.63				
			2310.0	16.55	16.52	16.56	16.53				
			2307.5	16.57	16.55	16.56	16.51				
	10MHz	1RB-High (49)	2310.0	16.58	16.89	16.80	16.80	18.5	18.5	18.5	18.5
		1RB-Middle (24)	2310.0	16.55	16.92	16.85	16.90				
		1RB-Low (0)	2310.0	16.56	16.90	16.85	16.90				
25RB-High (25)		2310.0	16.51	16.56	16.52	16.54	18.5	18.5	18.5	18.5	
25RB-Middle (12)		2310.0	16.54	16.51	16.55	16.55					
25RB-Low (0)		2310.0	16.58	16.55	16.60	16.64					
50RB (0)		2310.0	16.54	16.53	16.56	16.58					

Ant.3 - LTE Band 30 Power Level B2

Bandwidth	Number of RBs	Frequency	QPSK	16QAM	64QAM	256QAM	QPSK Tune-up	16QAM Tune-up	64QAM Tune-up	256QAM Tune-up	
5MHz	1RB-High (24)	2312.5	13.84	13.96	13.84	13.86	15.5	15.5	15.5	15.5	
		2310.0	13.85	13.94	13.93	13.81					
		2307.5	13.91	13.95	13.85	13.87					
	1RB-Middle (12)	2312.5	13.86	13.87	13.89	13.91					
		2310.0	13.89	13.85	13.89	13.91					
		2307.5	13.87	13.89	13.84	13.91					
	1RB-Low (0)	2312.5	13.89	13.89	13.97	13.86					
		2310.0	13.88	13.92	13.92	13.90					
		2307.5	13.88	13.96	13.94	13.90					
	12RB-High (13)	2312.5	13.87	13.99	13.82	13.80	15.5	15.5	15.5	15.5	
		2310.0	13.94	13.94	13.79	13.80					
		2307.5	13.87	13.92	13.79	13.73					
		12RB-Middle (6)	2312.5	13.91	13.88	13.71					13.86
			2310.0	13.87	13.97	13.73					13.79
			2307.5	13.91	13.94	13.70					13.88
		12RB-Low (0)	2312.5	13.88	13.88	13.76					13.74
			2310.0	13.93	13.95	13.78					13.81
			2307.5	13.93	13.95	13.70					13.79
	25RB (0)		2312.5	13.87	13.93	13.74	13.78				
			2310.0	13.93	13.90	13.67	13.80				
			2307.5	13.91	13.87	13.73	13.84				
	10MHz	1RB-High (49)	2310.0	13.86	13.91	13.89	13.84	15.5	15.5	15.5	15.5
		1RB-Middle (24)	2310.0	13.85	13.88	13.88	13.88				
		1RB-Low (0)	2310.0	13.83	13.94	13.94	13.88				
25RB-High (25)		2310.0	13.85	13.97	13.78	13.76	15.5	15.5	15.5	15.5	
25RB-Middle (12)		2310.0	13.88	13.93	13.73	13.83					
25RB-Low (0)		2310.0	13.89	13.92	13.75	13.78					
50RB (0)		2310.0	13.92	13.92	13.70	13.81					



Ant.3 - LTE Band 30 Power Level C1/C2

Bandwidth	Number of RBs	Frequency	QPSK	16QAM	64QAM	256QAM	QPSK Tune-up	16QAM Tune-up	64QAM Tune-up	256QAM Tune-up	
5MHz	1RB-High (24)	2312.5	23.24	22.50	21.36	18.19	25.0	24.0	23.0	20.0	
		2310.0	23.26	22.42	21.38	18.24					
		2307.5	23.24	22.49	21.51	18.20					
	1RB-Middle (12)	2312.5	23.30	22.47	21.37	18.31					
		2310.0	23.24	22.45	21.42	18.22					
		2307.5	23.26	22.41	21.30	18.22					
	1RB-Low (0)	2312.5	23.28	22.44	21.35	18.33					
		2310.0	23.20	22.47	21.30	18.23					
		2307.5	23.13	22.39	21.27	18.08					
	12RB-High (13)	2312.5	22.24	21.24	20.23	18.29	24.0	23.0	22.0	20.0	
		2310.0	22.27	21.23	20.23	18.25					
		2307.5	22.30	21.29	20.27	18.31					
		12RB-Middle (6)	2312.5	22.31	21.30	20.26					18.29
			2310.0	22.29	21.25	20.32					18.26
			2307.5	22.27	21.28	20.29					18.29
		12RB-Low (0)	2312.5	22.27	21.28	20.23					18.23
			2310.0	22.32	21.36	20.28					18.28
			2307.5	22.29	21.31	20.28					18.30
	25RB (0)		2312.5	22.29	21.28	20.20	18.34				
			2310.0	22.31	21.28	20.26	18.26				
			2307.5	22.33	21.32	20.24	18.38				
	10MHz	1RB-High (49)	2310.0	23.31	22.40	21.34	18.34	25.0	24.0	23.0	20.0
		1RB-Middle (24)	2310.0	23.30	22.53	21.43	18.31				
		1RB-Low (0)	2310.0	23.23	22.52	21.26	18.24				
25RB-High (25)		2310.0	22.29	21.23	20.17	18.34	24.0	23.0	22.0	20.0	
25RB-Middle (12)		2310.0	22.33	21.31	20.22	18.28					
25RB-Low (0)		2310.0	22.34	21.33	20.23	18.37					
50RB (0)		2310.0	22.29	21.28	20.19	18.34					

Ant.3 - LTE Band 30 Power Level D1/D2

Bandwidth	Number of RBs	Frequency	QPSK	16QAM	64QAM	256QAM	QPSK Tune-up	16QAM Tune-up	64QAM Tune-up	256QAM Tune-up	
5MHz	1RB-High (24)	2312.5	17.77	17.79	17.86	17.65	19.5	19.5	19.5	19.5	
		2310.0	17.77	17.85	17.79	17.61					
		2307.5	17.81	17.85	17.79	17.64					
	1RB-Middle (12)	2312.5	17.79	17.85	17.84	17.61					
		2310.0	17.77	17.85	17.90	17.63					
		2307.5	17.86	17.82	17.83	17.63					
	1RB-Low (0)	2312.5	17.77	17.85	17.85	17.64					
		2310.0	17.74	17.76	17.84	17.68					
		2307.5	17.82	17.82	17.84	17.68					
	12RB-High (13)	2312.5	17.79	17.68	17.84	17.75	19.5	19.5	19.5	19.5	
		2310.0	17.73	17.69	17.78	17.76					
		2307.5	17.74	17.76	17.80	17.82					
		12RB-Middle (6)	2312.5	17.77	17.80	17.71					17.73
			2310.0	17.76	17.74	17.80					17.70
			2307.5	17.73	17.80	17.75					17.70
	12RB-Low (0)	2312.5	17.81	17.75	17.76	17.77					
		2310.0	17.80	17.69	17.77	17.78					
		2307.5	17.78	17.72	17.76	17.78					
		25RB (0)	2312.5	17.77	17.74	17.73	17.78				
			2310.0	17.78	17.67	17.74	17.81				
			2307.5	17.72	17.75	17.76	17.83				
	10MHz	1RB-High (49)	2310.0	17.77	17.83	17.82	17.63	19.5	19.5	19.5	19.5
		1RB-Middle (24)	2310.0	17.72	17.85	17.86	17.60				
		1RB-Low (0)	2310.0	17.75	17.81	17.87	17.66				
25RB-High (25)		2310.0	17.75	17.71	17.79	17.78	19.5	19.5	19.5	19.5	
25RB-Middle (12)		2310.0	17.77	17.75	17.75	17.70					
25RB-Low (0)		2310.0	17.78	17.73	17.75	17.75					
50RB (0)		2310.0	17.77	17.70	17.77	17.78					



Ant.2 - LTE Band 30 Power Level A1/B2

Bandwidth	Number of RBs	Frequency	QPSK	16QAM	64QAM	256QAM	QPSK Tune-up	16QAM Tune-up	64QAM Tune-up	256QAM Tune-up		
5MHz	1RB-High (24)	2312.5	19.54	19.63	19.55	17.52	21.0	21.0	21.0	19.0		
		2310.0	19.61	19.64	19.59	17.47						
		2307.5	19.58	19.59	19.60	17.43						
	1RB-Middle (12)	2312.5	19.62	19.62	19.57	17.48						
		2310.0	19.53	19.67	19.63	17.49						
		2307.5	19.54	19.59	19.55	17.42						
	1RB-Low (0)	2312.5	19.60	19.69	19.60	17.49						
		2310.0	19.62	19.60	19.53	17.42						
		2307.5	19.59	19.68	19.53	17.52						
	12RB-High (13)	2312.5	19.52	19.51	19.55	17.57	21.0	21.0	21.0	19.0		
		2310.0	19.48	19.50	19.55	17.53						
		2307.5	19.48	19.51	19.54	17.47						
		12RB-Middle (6)	2312.5	19.54	19.53	19.50					17.52	
			2310.0	19.50	19.54	19.53					17.56	
			2307.5	19.50	19.55	19.54					17.48	
		12RB-Low (0)	2312.5	19.53	19.49	19.49					17.54	
			2310.0	19.49	19.51	19.56					17.57	
			2307.5	19.51	19.51	19.53					17.52	
			25RB (0)	2312.5	19.50	19.54					19.55	17.56
				2310.0	19.57	19.56					19.48	17.48
				2307.5	19.48	19.46					19.52	17.52
	10MHz	1RB-High (49)	2310.0	19.37	19.48	19.41	17.48	21.0	21.0	21.0	19.0	
		1RB-Middle (24)	2310.0	19.36	19.41	19.34	17.43					
		1RB-Low (0)	2310.0	19.35	19.44	19.38	17.47					
25RB-High (25)		2310.0	19.32	19.31	19.36	17.49	21.0	21.0	21.0	19.0		
25RB-Middle (12)		2310.0	19.30	19.33	19.34	17.49						
25RB-Low (0)		2310.0	19.31	19.31	19.32	17.52						
50RB (0)		2310.0	19.37	19.28	19.36	17.48						

Ant.2 - LTE Band 30 Power Level A2

Bandwidth	Number of RBs	Frequency	QPSK	16QAM	64QAM	256QAM	QPSK Tune-up	16QAM Tune-up	64QAM Tune-up	256QAM Tune-up	
5MHz	1RB-High (24)	2312.5	17.43	17.40	17.41	17.52	19.0	19.0	19.0	19.0	
		2310.0	17.43	17.44	17.45	17.47					
		2307.5	17.45	17.41	17.43	17.43					
	1RB-Middle (12)	2312.5	17.43	17.46	17.45	17.48					
		2310.0	17.49	17.53	17.51	17.49					
		2307.5	17.48	17.44	17.47	17.42					
	1RB-Low (0)	2312.5	17.43	17.46	17.43	17.49					
		2310.0	17.48	17.46	17.49	17.42					
		2307.5	17.41	17.44	17.38	17.52					
	12RB-High (13)	2312.5	17.48	17.48	17.45	17.57	19.0	19.0	19.0	19.0	
		2310.0	17.55	17.52	17.52	17.53					
		2307.5	17.56	17.54	17.52	17.47					
		12RB-Middle (6)	2312.5	17.47	17.44	17.48					17.52
			2310.0	17.56	17.55	17.57					17.56
			2307.5	17.48	17.51	17.47					17.48
	12RB-Low (0)	2312.5	17.51	17.54	17.55	17.54					
		2310.0	17.49	17.51	17.51	17.57					
		2307.5	17.52	17.56	17.50	17.52					
		25RB (0)	2312.5	17.47	17.46	17.44					17.56
			2310.0	17.47	17.48	17.48					17.48
			2307.5	17.47	17.47	17.50					17.52
	10MHz	1RB-High (49)	2310.0	17.38	17.34	17.40	17.48	19.0	19.0	19.0	19.0
		1RB-Middle (24)	2310.0	17.33	17.34	17.33	17.43				
		1RB-Low (0)	2310.0	17.35	17.35	17.38	17.47				
25RB-High (25)		2310.0	17.31	17.29	17.27	17.49	19.0	19.0	19.0	19.0	
25RB-Middle (12)		2310.0	17.23	17.23	17.19	17.49					
25RB-Low (0)		2310.0	17.29	17.30	17.30	17.52					
50RB (0)		2310.0	17.38	17.38	17.39	17.48					



Ant.2 - LTE Band 30 Power Level B1/C1/C2

Bandwidth	Number of RBs	Frequency	QPSK	16QAM	64QAM	256QAM	QPSK Tune-up	16QAM Tune-up	64QAM Tune-up	256QAM Tune-up				
5MHz	1RB-High (24)	2312.5	22.72	21.74	20.49	17.74	24.0	23.0	22.0	19.0				
		2310.0	22.62	21.71	20.54	17.78								
		2307.5	22.78	21.72	20.59	17.58								
	1RB-Middle (12)	2312.5	22.74	21.58	20.64	17.76								
		2310.0	22.66	21.70	20.52	17.71								
		2307.5	22.70	21.70	20.56	17.67								
	1RB-Low (0)	2312.5	22.83	21.72	20.52	17.73								
		2310.0	22.60	21.54	20.62	17.64								
		2307.5	22.71	21.62	20.48	17.67								
	12RB-High (13)	2312.5	21.58	20.62	19.67	17.54					23.0	22.0	21.0	19.0
		2310.0	21.50	20.70	19.73	17.56								
		2307.5	21.56	20.49	19.47	17.63								
		12RB-Middle (6)	2312.5	21.47	20.67	19.66	17.52							
			2310.0	21.45	20.67	19.56	17.55							
			2307.5	21.55	20.64	19.64	17.60							
		12RB-Low (0)	2312.5	21.55	20.55	19.66	17.58							
			2310.0	21.56	20.75	19.74	17.56							
			2307.5	21.57	20.62	19.64	17.58							
		25RB (0)	2312.5	21.66	20.53	19.64	17.55							
			2310.0	21.42	20.72	19.59	17.45							
			2307.5	21.61	20.60	19.58	17.61							
	10MHz	1RB-High (49)	2310.0	22.77	21.67	20.54	17.80	24.0	23.0	22.0	19.0			
		1RB-Middle (24)	2310.0	22.67	21.62	20.61	17.71							
		1RB-Low (0)	2310.0	22.69	21.66	20.55	17.65							
25RB-High (25)		2310.0	21.57	20.62	19.61	17.54	23.0	22.0	21.0	19.0				
25RB-Middle (12)		2310.0	21.52	20.68	19.66	17.52								
25RB-Low (0)		2310.0	21.53	20.54	19.57	17.57								
50RB (0)		2310.0	21.55	20.59	19.66	17.57								



Ant.3 - LTE Band 66 Power Level A1

Bandwidth	Number of RBs	Frequency	QPSK	16QAM	64QAM	256QAM	QPSK Tune-up	16QAM Tune-up	64QAM Tune-up	256QAM Tune-up	
1.4MHz	1RB-High (5)	1779.3	17.61	18.01	17.81	17.86	19.0	19.0	19.0	19.0	
		1745.0	17.74	17.97	17.77	17.76					
		1710.7	17.83	18.24	17.92	17.88					
		1779.3	17.60	17.98	17.72	17.76					
		1745.0	17.72	18.08	17.77	17.80					
		1710.7	17.86	18.30	17.90	17.94					
	1RB-Middle (3)	1779.3	17.60	17.98	17.72	17.76					
		1745.0	17.72	18.08	17.77	17.80					
		1710.7	17.86	18.30	17.90	17.94					
		1RB-Low (0)	1745.0	17.74	18.01	17.97					17.95
			1710.7	17.88	18.21	17.94					17.89
			1779.3	17.59	17.60	17.62					17.63
	3RB-High (3)		1745.0	17.72	17.72	17.71					17.87
			1710.7	17.87	17.92	17.89					17.88
			1779.3	17.59	17.60	17.70					17.69
		3RB-Middle (1)	1745.0	17.74	17.72	17.70					17.71
			1710.7	17.89	17.87	17.88					17.83
			1779.3	17.62	17.54	17.54					17.60
	3RB-Low (0)		1745.0	17.72	17.72	17.77					17.80
			1710.7	17.87	17.92	17.89					17.88
			1779.3	17.59	17.66	17.52					17.55
		6RB (0)	1745.0	17.70	17.79	17.59					17.59
			1710.7	17.89	17.94	17.81					17.81
			3MHz	1RB-High (14)	1778.5	17.56					17.88
1745.0	17.70				18.02	17.91	17.87				
1711.5	17.87				18.21	18.03	18.01				
1778.5	17.55				17.81	17.85	17.84				
1745.0	17.74	17.98			17.76	17.79					
1711.5	17.80	18.16			17.95	17.90					
1RB-Middle (7)	1778.5	17.60		17.81	17.69	17.66					
	1745.0	17.75		17.92	17.91	17.87					
	1711.5	17.88		18.25	18.03	18.04					
	1778.5	17.60		17.64	17.57	17.60					
	1745.0	17.71		17.78	17.72	17.76					
	1711.5	17.87		17.95	17.92	17.92					
8RB-High (7)	1778.5	17.61		17.64	17.58	17.63					
	1745.0	17.74		17.80	17.73	17.70					
	1711.5	17.89		17.92	17.84	17.84					
	1778.5	17.63		17.68	17.60	17.60					
	1745.0	17.76		17.81	17.76	17.76					
	1711.5	17.95		17.96	17.93	17.94					
8RB-Middle (4)	1778.5	17.61		17.60	17.53	17.51					
	1745.0	17.73		17.70	17.72	17.73					
	1711.5	17.89		17.86	17.83	17.88					
	8RB-Low (0)	1778.5		17.56	17.66	17.52	17.52				
		1745.0		17.70	17.79	17.59	17.59				
		1710.7		17.89	17.94	17.81	17.81				
5MHz		1RB-High (24)	1777.5	17.61	17.92	17.79	17.84				
			1745.0	17.70	18.11	17.86	17.88				
			1712.5	17.79	18.14	17.99	17.94				
	1777.5		17.58	17.96	17.82	17.77					
	1745.0		17.80	18.04	17.82	17.84					
	1712.5		17.88	18.21	18.06	18.10					
	1RB-Middle (12)	1777.5	17.67	17.95	17.77	17.79					
		1745.0	17.74	18.15	17.87	17.85					
		1712.5	17.92	18.12	18.11	18.09					
		1777.5	17.60	17.62	17.56	17.58					
		1745.0	17.72	17.73	17.74	17.76					
		1712.5	17.82	17.85	17.81	17.84					
	12RB-High (13)	1777.5	17.64	17.66	17.68	17.67					
		1745.0	17.75	17.77	17.78	17.75					
		1712.5	17.85	17.87	17.89	17.92					
		1777.5	17.69	17.65	17.68	17.63					
		1745.0	17.77	17.76	17.78	17.82					
		1712.5	17.91	17.92	17.88	17.86					
	12RB-Middle (6)	1777.5	17.67	17.67	17.64	17.69					
		1745.0	17.78	17.74	17.73	17.78					
		1712.5	17.91	17.86	17.82	17.78					
		25RB (0)	1775.0	17.60	17.84	17.64	17.64				
			1745.0	17.69	18.04	17.76	17.79				
			1715.0	17.78	18.12	17.95	17.98				
1775.0	17.65		17.94	17.81	17.77						
1745.0	17.68		18.01	17.90	17.92						
1715.0	17.71		18.02	17.79	17.81						
10MHz	1RB-High (49)	1775.0	17.68	17.94	17.85	17.80					
		1745.0	17.83	17.94	17.84	17.80					
		1715.0	17.93	18.35	18.04	18.03					
		1775.0	17.60	17.56	17.52	17.56					
		1745.0	17.67	17.65	17.63	17.63					
		1715.0	17.76	17.73	17.66	17.64					
	1RB-Middle (24)	1775.0	17.64	17.61	17.59	17.63					
		1745.0	17.71	17.66	17.65	17.60					
		1715.0	17.78	17.81	17.79	17.84					
		1775.0	17.68	17.64	17.61	17.56					
		1745.0	17.72	17.76	17.69	17.74					
		1715.0	17.85	17.85	17.81	17.85					
	25RB-High (25)	1775.0	17.65	17.63	17.59	17.63					
		1745.0	17.70	17.72	17.69	17.66					
		1715.0	17.81	17.82	17.79	17.78					
		25RB-Middle (12)	1775.0	17.65	17.63	17.59	17.63				
			1745.0	17.70	17.72	17.69	17.66				
			1715.0	17.81	17.82	17.79	17.78				
	25RB-Low (0)		1775.0	17.65	17.63	17.59	17.63				
			1745.0	17.70	17.72	17.69	17.66				
			1715.0	17.81	17.82	17.79	17.78				
		15MHz	1RB-High (74)	1772.5	17.66	17.97	17.78	17.78			
				1745.0	17.75	18.04	17.83	17.79			
				1717.5	17.81	18.20	18.07	18.07			
1772.5	17.70			17.99	17.86	17.83					
1745.0	17.78			18.04	17.80	17.83					
1717.5	17.83			18.21	18.03	18.01					
1RB-Middle (37)	1772.5		17.82	18.11	18.01	18.03					
	1745.0		17.89	18.22	18.03	18.00					
	1717.5		17.95	18.24	18.02	17.99					
	1772.5		17.63	17.61	17.62	17.59					
	1745.0		17.71	17.72	17.71	17.75					
	1717.5		17.78	17.80	17.77	17.75					
36RB-High (38)	1772.5		17.68	17.67	17.67	17.71					
	1745.0		17.75	17.74	17.75	17.78					
	1717.5		17.82	17.81	17.80	17.80					
	1772.5		17.71	17.71	17.71	17.67					
	1745.0		17.78	17.82	17.83	17.81					
	1717.5		17.87	17.85	17.86	17.83					
36RB-Middle (19)	1772.5		17.70	17.69	17.66	17.70					
	1745.0		17.78	17.79	17.79	17.76					
	1717.5		17.82	17.85	17.79	17.75					
	36RB-Low (0)		1770.0	17.67	18.06	17.81	17.84				
			1745.0	17.75	18.12	17.97	18.01				
			1720.0	17.87	18.20	18.01	17.98				
1770.0		17.88	18.02	17.87	17.89						
1745.0		17.76	18.06	18.02	18.01						
1720.0		17.80	18.06	17.82	17.87						
20MHz	1RB-High (99)	1770.0	17.87	18.32	18.08	18.09					
		1745.0	17.99	18.17	18.10	18.14					
		1720.0	18.01	18.36	18.21	18.19					
		1770.0	17.70	17.70	17.65	17.60					
		1745.0	17.74	17.72	17.68	17.65					
		1720.0	17.85	17.83	17.82	17.78					
	1RB-Middle (50)	1770.0	17.75	17.71	17.70	17.72					
		1745.0	17.79	17.79	17.78	17.74					
		1720.0	17.87	17.83	17.80	17.78					
		1770.0	17.80	17.77	17.74	17.76					
		1745.0	17.87	17.87	17.85	17.81					
		1720.0	17.89	17.91	17.87	17.90					
	50RB-High (50)	1770.0	17.72	17.69	17.69	17.74					
		1745.0	17.80	17.77	17.76	17.71					
		1720.0	17.87	17.87	17.85	17.81					
		1770.0	17.89	17.89	17.87	17.83					
		1745.0	17.72	17.69	17.69	17.74					
		1720.0	17.87	17.87	17.83	17.83					
	50RB-Middle (25)	1770.0	17.80	17.77	17.74	17.76					
		1745.0	17.87	17.87	17.85	17.81					
		1720.0	17.89	17.91	17.87	17.90					
		50RB-Low (0)	1770.0	17.72	17.69	17.69	17.74				
			1745.0	17.80	17.77	17.76	17.71				
			1720.0	17.87	17.87	17.83	17.83				
100RB (0)	1770.0		17.80	17.77	17.76	17.71					
	1745.0		17.87	17.87	17.83	17.83					
	1720.0		17.89	17.91	17.87	17.90					



Ant.3 - LTE Band 66 Power Level A2

Bandwidth	Number of RBs	Frequency	QPSK	16QAM	64QAM	256QAM	QPSK Tune-up	16QAM Tune-up	64QAM Tune-up	256QAM Tune-up
1.4MHz	1RB-High (5)	1779.3	15.03	15.12	15.05	14.84	16.0	16.0	16.0	16.0
		1745.0	15.02	15.03	15.17	14.91				
		1710.7	15.08	15.04	15.00	15.01				
	1RB-Middle (3)	1779.3	15.02	15.28	15.12	14.90				
		1745.0	15.07	15.14	15.24	14.95				
		1710.7	14.96	15.15	15.12	14.91				
	1RB-Low (0)	1779.3	15.18	15.29	15.08	14.96				
		1745.0	15.09	15.17	15.14	14.93				
		1710.7	15.01	15.09	15.08	14.86				
	3RB-High (3)	1779.3	15.14	15.16	15.09	14.80				
		1745.0	15.15	15.10	15.15	14.84				
		1710.7	15.08	15.13	15.06	14.94				
	3RB-Middle (1)	1779.3	15.08	15.03	15.05	14.91				
		1745.0	15.03	15.18	15.19	14.94				
		1710.7	15.02	15.20	15.12	14.94				
	3RB-Low (0)	1779.3	15.17	15.17	15.23	14.95				
		1745.0	15.08	15.11	15.13	14.95				
		1710.7	15.11	15.25	15.12	14.92				
6RB (0)	1779.3	14.98	14.97	15.06	14.89					
	1745.0	15.03	14.76	14.98	15.02					
	1710.7	14.96	14.99	15.01	14.92					
3MHz	1RB-High (14)	1778.5	15.04	15.13	15.00	14.87	16.0	16.0	16.0	16.0
		1745.0	14.98	15.08	15.12	14.86				
		1711.5	15.12	15.06	14.99	15.02				
	1RB-Middle (7)	1778.5	15.00	15.23	15.10	14.90				
		1745.0	15.07	15.18	15.19	14.96				
		1711.5	15.00	15.19	15.16	14.90				
	1RB-Low (0)	1778.5	15.14	15.23	15.10	14.89				
		1745.0	15.06	15.15	15.10	14.93				
		1711.5	15.06	15.11	15.11	14.83				
	8RB-High (7)	1778.5	15.00	14.91	14.92	15.01				
		1745.0	15.02	14.98	15.03	14.85				
		1711.5	15.07	15.12	15.10	14.99				
	8RB-Middle (4)	1778.5	14.98	14.96	14.96	14.98				
		1745.0	14.99	15.01	14.98	14.95				
		1711.5	14.92	14.90	14.95	14.92				
	8RB-Low (0)	1778.5	15.04	15.04	14.93	14.90				
		1745.0	14.93	14.94	14.98	15.04				
		1711.5	15.05	14.92	15.04	14.96				
15RB (0)	1778.5	14.93	15.02	15.11	14.91					
	1745.0	15.05	14.79	14.97	15.00					
	1711.5	14.98	15.04	15.03	14.96					
5MHz	1RB-High (24)	1777.5	15.01	15.11	15.00	14.90	16.0	16.0	16.0	16.0
		1745.0	15.01	15.05	15.16	14.89				
		1712.5	15.17	15.10	15.04	14.98				
	1RB-Middle (12)	1777.5	15.01	15.20	15.09	14.86				
		1745.0	15.02	15.22	15.15	14.98				
		1712.5	15.00	15.20	15.13	14.86				
	1RB-Low (0)	1777.5	15.10	15.24	15.07	14.84				
		1745.0	15.06	15.17	15.12	14.98				
		1712.5	15.06	15.16	15.10	14.84				
	12RB-High (13)	1777.5	14.99	14.90	14.88	14.97				
		1745.0	15.06	14.95	15.03	14.85				
		1712.5	15.10	15.10	15.09	14.93				
	12RB-Middle (6)	1777.5	15.00	14.92	14.93	14.97				
		1745.0	15.02	15.05	15.01	15.00				
		1712.5	14.93	14.92	14.95	14.89				
	12RB-Low (0)	1777.5	15.02	15.02	14.90	14.93				
		1745.0	14.90	14.89	14.94	15.05				
		1712.5	15.08	14.94	15.03	14.91				
25RB (0)	1777.5	14.94	15.06	15.07	14.86					
	1745.0	15.00	14.83	14.99	15.00					
	1712.5	15.00	15.01	14.98	14.92					
10MHz	1RB-High (49)	1775.0	14.99	15.08	15.04	14.91	16.0	16.0	16.0	16.0
		1745.0	15.05	15.02	15.17	14.89				
		1715.0	15.13	15.15	15.08	14.96				
	1RB-Middle (24)	1775.0	14.98	15.18	15.04	14.96				
		1745.0	14.97	15.19	15.15	14.93				
		1715.0	15.03	15.18	15.17	14.88				
	1RB-Low (0)	1775.0	15.11	15.20	15.10	14.83				
		1745.0	15.04	15.18	15.10	14.84				
		1715.0	15.10	15.14	15.14	14.85				
	25RB-High (25)	1775.0	14.96	14.94	14.84	14.92				
		1745.0	15.07	14.98	15.02	14.86				
		1715.0	15.06	15.05	15.05	14.91				
	25RB-Middle (12)	1775.0	14.97	14.96	14.94	14.96				
		1745.0	15.02	15.02	14.96	15.00				
		1715.0	14.98	14.89	14.95	14.92				
	25RB-Low (0)	1775.0	14.99	15.04	14.93	14.95				
		1745.0	14.95	14.94	14.95	15.06				
		1715.0	15.04	14.99	15.00	14.92				
50RB (0)	1775.0	14.96	15.02	15.07	14.88					
	1745.0	15.04	14.87	14.99	14.98					
	1715.0	15.03	15.02	14.97	14.89					
15MHz	1RB-High (74)	1772.5	14.97	15.09	15.06	14.91	16.0	16.0	16.0	16.0
		1745.0	15.02	15.05	15.14	14.86				
		1717.5	15.10	15.15	15.06	14.97				
	1RB-Middle (37)	1772.5	15.01	15.16	15.01	14.86				
		1745.0	15.00	15.17	15.13	14.94				
		1717.5	15.08	15.13	15.15	14.89				
	1RB-Low (0)	1772.5	15.12	15.17	15.09	14.88				
		1745.0	15.05	15.16	15.06	14.89				
		1717.5	15.09	15.18	15.11	14.88				
	36RB-High (38)	1772.5	14.95	14.97	14.88	14.93				
		1745.0	15.04	14.99	15.00	14.90				
		1717.5	15.01	15.04	15.00	14.89				
	36RB-Middle (19)	1772.5	15.01	14.93	14.93	14.98				
		1745.0	14.97	15.01	15.01	14.95				
		1717.5	15.02	14.86	14.95	14.95				
	36RB-Low (0)	1772.5	14.95	15.00	14.96	14.91				
		1745.0	14.90	14.92	14.95	15.01				
		1717.5	15.02	14.97	14.98	14.95				
75RB (0)	1772.5	15.00	14.98	15.03	14.88					
	1745.0	15.03	14.89	14.96	14.93					
	1717.5	15.00	14.88	14.98	14.91					
20MHz	1RB-High (99)	1770.0	15.02	15.12	15.11	14.93	16.0	16.0	16.0	16.0
		1745.0	15.06	15.08	15.15	14.89				
		1720.0	15.04	15.13	15.08	14.94				
	1RB-Middle (50)	1770.0	15.04	15.16	15.06	14.90				
		1745.0	15.04	15.14	15.13	14.97				
		1720.0	15.06	15.17	15.11	14.91				
	1RB-Low (0)	1770.0	15.05	15.14	15.08	14.90				
		1745.0	15.02	15.17	15.08	14.94				
		1720.0	15.07	15.13	15.10	14.92				
	50RB-High (50)	1770.0	14.93	14.92	14.92	14.90				
		1745.0	14.96	14.97	14.98	14.95				
		1720.0	14.95	14.99	14.96	14.89				
	50RB-Middle (25)	1770.0	14.93	14.93	14.94	14.99				
		1745.0	14.91	14.98	14.98	14.91				
		1720.0	14.95	14.91	14.92	14.95				
	50RB-Low (0)	1770.0	14.95	15.00	15.00	14.96				
		1745.0	14.89	14.97	14.99	14.96				
		1720.0	14.98	14.96	14.96	14.94				
100RB (0)	1770.0	14.98	14.93	14.99	14.89					
	1745.0	14.98	14.93	14.93	14.98					
	1720.0	14.97	15.00	14.97	14.95					



Ant.3 - LTE Band 66 Power Level B1

Bandwidth	Number of RBs	Frequency	QPSK	16QAM	64QAM	256QAM	QPSK Tune-up	16QAM Tune-up	64QAM Tune-up	256QAM Tune-up
1.4MHz	1RB-High (5)	1779.3	21.69	21.96	21.70	18.54	23.0	23.0	23.0	20.0
		1745.0	21.74	21.98	21.90	18.90				
		1710.7	21.88	22.11	22.18	19.04				
	1RB-Middle (3)	1779.3	21.62	21.88	21.87	18.71				
		1745.0	21.79	21.98	21.86	18.81				
		1710.7	22.04	22.18	22.16	19.07				
	1RB-Low (0)	1779.3	21.67	21.98	21.74	18.72				
		1745.0	21.77	21.95	21.95	18.78				
		1710.7	22.04	22.19	22.12	19.04				
	3RB-High (3)	1779.3	21.72	21.65	21.64	18.66				
		1745.0	21.76	21.70	21.81	18.97				
		1710.7	21.98	21.88	22.08	19.14				
	3RB-Middle (1)	1779.3	21.65	21.63	21.74	18.74				
		1745.0	21.73	21.67	21.86	18.90				
		1710.7	21.97	21.96	22.09	19.09				
	3RB-Low (0)	1779.3	21.70	21.83	21.79	18.72				
		1745.0	21.71	21.73	21.84	18.79				
		1710.7	22.00	21.98	22.11	19.02				
6RB (0)	1779.3	21.65	21.75	20.69	18.58					
	1745.0	21.77	21.78	20.79	18.84					
	1710.7	22.04	22.12	20.95	19.02					
3MHz	1RB-High (14)	1778.5	21.62	21.96	21.79	18.56	23.0	23.0	23.0	20.0
		1745.0	21.74	21.96	21.98	18.81				
		1711.5	21.92	22.12	21.96	19.06				
	1RB-Middle (7)	1778.5	21.67	21.90	21.80	18.67				
		1745.0	21.79	22.00	21.88	18.86				
		1711.5	22.06	22.33	22.18	19.16				
	1RB-Low (0)	1778.5	21.69	22.02	21.80	18.77				
		1745.0	21.74	21.88	21.90	18.79				
		1711.5	22.01	22.24	22.19	19.20				
	8RB-High (7)	1778.5	21.68	21.72	20.78	18.67				
		1745.0	21.77	21.83	20.88	18.86				
		1711.5	21.98	22.01	20.96	19.03				
	8RB-Middle (4)	1778.5	21.66	21.69	20.71	18.67				
		1745.0	21.76	21.79	20.84	18.88				
		1711.5	22.01	22.04	21.01	18.98				
	8RB-Low (0)	1778.5	21.70	21.78	20.73	18.79				
		1745.0	21.80	21.85	20.93	18.84				
		1711.5	22.06	22.06	21.05	19.09				
15RB (0)	1778.5	21.68	21.68	20.67	18.63					
	1745.0	21.72	21.77	20.78	18.82					
	1711.5	22.00	21.98	20.97	19.08					
5MHz	1RB-High (24)	1777.5	21.68	21.99	21.86	18.73	23.0	23.0	23.0	20.0
		1745.0	21.82	22.01	21.91	18.85				
		1712.5	21.91	22.22	22.06	19.06				
	1RB-Middle (12)	1777.5	21.76	22.10	21.86	18.78				
		1745.0	21.81	22.10	21.97	18.93				
		1712.5	22.12	22.25	22.07	19.16				
	1RB-Low (0)	1777.5	21.76	22.10	21.93	18.70				
		1745.0	21.88	22.10	22.05	18.99				
		1712.5	22.10	22.44	22.26	19.06				
	12RB-High (13)	1777.5	21.71	21.74	20.71	18.73				
		1745.0	21.78	21.75	20.87	18.88				
		1712.5	21.96	21.97	20.95	19.03				
	12RB-Middle (6)	1777.5	21.76	21.74	20.75	18.83				
		1745.0	21.83	21.80	20.88	18.78				
		1712.5	22.04	22.04	21.01	19.07				
	12RB-Low (0)	1777.5	21.77	21.79	20.80	18.78				
		1745.0	21.84	21.84	20.94	18.72				
		1712.5	22.09	22.09	21.06	19.16				
25RB (0)	1777.5	21.80	21.76	20.75	18.68					
	1745.0	21.85	21.82	20.85	18.95					
	1712.5	22.07	22.04	20.97	19.09					
10MHz	1RB-High (49)	1775.0	21.71	21.95	21.88	18.86	23.0	23.0	23.0	20.0
		1745.0	21.77	22.05	21.95	18.99				
		1715.0	21.96	22.29	22.10	19.04				
	1RB-Middle (24)	1775.0	21.70	22.07	21.87	18.73				
		1745.0	21.81	22.03	21.94	18.88				
		1715.0	21.90	22.08	22.09	19.07				
	1RB-Low (0)	1775.0	21.85	22.05	21.90	18.92				
		1745.0	21.95	22.13	22.11	18.92				
		1715.0	22.08	22.35	22.15	19.28				
	25RB-High (25)	1775.0	21.72	21.72	20.67	18.68				
		1745.0	21.75	21.72	20.76	18.78				
		1715.0	21.94	21.93	20.86	19.03				
	25RB-Middle (12)	1775.0	21.76	21.73	20.73	18.72				
		1745.0	21.79	21.76	20.81	18.84				
		1715.0	21.96	21.93	20.88	18.99				
	25RB-Low (0)	1775.0	21.81	21.78	20.77	18.77				
		1745.0	21.86	21.86	20.83	18.99				
		1715.0	22.07	22.02	20.97	19.21				
50RB (0)	1775.0	21.76	21.75	20.73	18.80					
	1745.0	21.78	21.79	20.79	18.84					
	1715.0	22.00	22.00	20.90	19.09					
15MHz	1RB-High (74)	1772.5	21.79	22.01	21.97	18.77	23.0	23.0	23.0	20.0
		1745.0	21.84	22.09	22.00	18.95				
		1717.5	22.00	22.26	22.18	19.18				
	1RB-Middle (37)	1772.5	21.85	22.02	21.82	18.93				
		1745.0	21.90	22.11	21.85	18.90				
		1717.5	21.97	22.23	22.01	19.18				
	1RB-Low (0)	1772.5	21.93	22.18	21.97	18.91				
		1745.0	22.05	22.21	22.20	19.00				
		1717.5	22.17	22.46	22.29	19.26				
	36RB-High (38)	1772.5	21.74	21.75	20.74	18.75				
		1745.0	21.78	21.77	20.81	18.81				
		1717.5	21.95	21.98	20.90	19.14				
	36RB-Middle (19)	1772.5	21.78	21.78	20.79	18.80				
		1745.0	21.78	21.80	20.85	18.90				
		1717.5	21.97	21.95	20.91	19.07				
	36RB-Low (0)	1772.5	21.85	21.84	20.82	18.82				
		1745.0	21.91	21.92	20.92	18.98				
		1717.5	22.04	22.06	20.98	19.06				
75RB (0)	1772.5	21.82	21.85	20.78	18.80					
	1745.0	21.87	21.88	20.87	18.84					
	1717.5	22.04	22.05	20.92	19.17					
20MHz	1RB-High (99)	1770.0	21.83	22.14	21.95	18.85	23.0	23.0	23.0	20.0
		1745.0	21.84	22.09	22.00	18.93				
		1720.0	21.93	22.28	22.02	19.06				
	1RB-Middle (50)	1770.0	21.82	21.97	21.84	18.82				
		1745.0	21.89	22.15	22.04	19.11				
		1720.0	21.98	22.26	22.07	19.19				
	1RB-Low (0)	1770.0	21.94	22.08	22.07	19.05				
		1745.0	22.01	22.27	22.05	19.01				
		1720.0	22.18	22.55	22.37	19.25				
	50RB-High (50)	1770.0	21.77	21.79	20.75	18.72				
		1745.0	21.81	21.82	20.80	18.87				
		1720.0	22.03	22.03	20.93	19.08				
	50RB-Middle (25)	1770.0	21.86	21.88	20.81	18.89				
		1745.0	21.88	21.87	20.88	19.00				
		1720.0	22.01	22.01	20.92	19.16				
	50RB-Low (0)	1770.0	21.91	21.90	20.84	18.84				
		1745.0	21.98	22.02	20.96	19.01				
		1720.0	22.10	22.11	21.00	19.22				
100RB (0)	1770.0	21.84	21.83	20.79	18.81					
	1745.0	21.91	21.89	20.88	18.88					
	1720.0	22.08	22.05	20.95	19.06					



Ant.3 - LTE Band 66 Power Level B2

Bandwidth	Number of RBs	Frequency	QPSK	16QAM	64QAM	256QAM	QPSK Tune-up	16QAM Tune-up	64QAM Tune-up	256QAM Tune-up
1.4MHz	1RB-High (5)	1779.3	19.05	18.97	19.11	19.00	20.0	20.0	20.0	20.0
		1745.0	19.16	19.18	19.01	18.90				
		1710.7	19.12	19.25	19.17	18.91				
	1RB-Middle (3)	1779.3	19.06	19.09	19.05	18.93				
		1745.0	19.06	19.09	19.05	18.96				
		1710.7	19.12	19.03	19.14	18.81				
	1RB-Low (0)	1779.3	19.14	19.19	19.16	18.94				
		1745.0	19.02	19.02	19.24	18.89				
		1710.7	19.05	19.07	19.15	18.93				
	3RB-High (3)	1779.3	19.10	19.13	19.10	18.97				
		1745.0	19.07	19.06	19.01	18.81				
		1710.7	19.18	19.17	19.14	18.95				
	3RB-Middle (1)	1779.3	19.02	19.18	19.02	18.89				
		1745.0	19.13	19.07	19.12	18.87				
		1710.7	19.05	19.14	19.21	18.89				
	3RB-Low (0)	1779.3	19.24	19.26	19.03	18.94				
		1745.0	18.96	19.10	19.08	18.86				
		1710.7	19.06	19.09	19.00	18.98				
6RB (0)	1779.3	19.01	18.88	18.89	18.93					
	1745.0	19.00	18.87	18.92	18.91					
	1710.7	18.90	18.87	18.96	19.04					
3MHz	1RB-High (14)	1778.5	19.10	19.01	19.08	19.01	20.0	20.0	20.0	20.0
		1745.0	19.13	19.17	19.01	18.90				
		1711.5	19.12	19.24	19.19	18.91				
	1RB-Middle (7)	1778.5	19.09	19.07	19.08	18.96				
		1745.0	19.08	19.09	19.07	18.92				
		1711.5	19.07	19.07	19.11	18.84				
	1RB-Low (0)	1778.5	19.11	19.18	19.19	18.89				
		1745.0	18.98	19.06	19.22	18.98				
		1711.5	19.03	19.09	19.19	18.90				
	8RB-High (7)	1778.5	18.95	18.87	18.85	18.96				
		1745.0	18.90	18.95	18.97	18.91				
		1711.5	19.06	18.88	18.97	18.99				
	8RB-Middle (4)	1778.5	18.96	18.94	18.94	18.91				
		1745.0	18.91	19.01	18.91	18.96				
		1711.5	19.00	18.83	18.89	18.96				
	8RB-Low (0)	1778.5	18.94	19.02	18.86	18.89				
		1745.0	19.04	18.87	18.90	18.89				
		1711.5	18.98	18.92	18.93	18.92				
15RB (0)	1778.5	18.96	18.85	18.91	18.92					
	1745.0	18.96	18.92	18.91	18.87					
	1711.5	18.87	18.92	18.96	19.01					
5MHz	1RB-High (24)	1777.5	19.15	18.98	19.06	19.04	20.0	20.0	20.0	20.0
		1745.0	19.11	19.17	19.04	18.94				
		1712.5	19.12	19.20	19.14	18.94				
	1RB-Middle (12)	1777.5	19.13	19.12	19.10	18.98				
		1745.0	19.07	19.08	19.07	18.96				
		1712.5	19.04	19.08	19.14	18.88				
	1RB-Low (0)	1777.5	19.07	19.14	19.14	18.89				
		1745.0	18.99	19.11	19.18	18.98				
		1712.5	19.07	19.14	19.15	18.95				
	12RB-High (13)	1777.5	18.91	18.87	18.88	18.91				
		1745.0	18.89	18.98	18.95	18.89				
		1712.5	19.01	18.91	19.01	19.00				
	12RB-Middle (6)	1777.5	18.98	18.95	18.90	18.97				
		1745.0	18.91	18.96	18.89	18.92				
		1712.5	19.01	18.83	18.91	18.92				
	12RB-Low (0)	1777.5	18.92	18.96	18.91	18.84				
		1745.0	19.02	18.91	18.92	18.93				
		1712.5	19.01	18.88	18.89	18.96				
25RB (0)	1777.5	18.92	18.85	18.91	18.87					
	1745.0	18.98	18.93	18.87	18.88					
	1712.5	18.91	18.93	18.92	18.99					
10MHz	1RB-High (49)	1775.0	19.13	19.00	19.09	19.00	20.0	20.0	20.0	20.0
		1745.0	19.13	19.19	19.02	18.91				
		1715.0	19.17	19.20	19.15	18.89				
	1RB-Middle (24)	1775.0	19.11	19.14	19.15	18.98				
		1745.0	19.06	19.12	19.11	18.99				
		1715.0	19.06	19.04	19.15	18.91				
	1RB-Low (0)	1775.0	19.03	19.14	19.12	18.92				
		1745.0	19.03	19.12	19.15	18.89				
		1715.0	19.03	19.15	19.13	18.95				
	25RB-High (25)	1775.0	18.93	18.85	18.89	18.96				
		1745.0	18.93	18.96	18.91	18.86				
		1715.0	19.04	18.91	18.97	19.03				
	25RB-Middle (12)	1775.0	19.02	18.96	18.90	18.92				
		1745.0	18.95	19.00	18.93	18.93				
		1715.0	18.98	18.86	18.96	18.91				
	25RB-Low (0)	1775.0	18.96	19.02	18.94	18.86				
		1745.0	18.97	18.89	18.90	18.98				
		1715.0	18.96	18.89	18.87	19.01				
50RB (0)	1775.0	18.91	18.85	18.91	18.88					
	1745.0	18.94	18.93	18.90	18.89					
	1715.0	18.96	18.93	18.92	18.94					
15MHz	1RB-High (74)	1772.5	19.09	19.04	19.12	18.97	20.0	20.0	20.0	20.0
		1745.0	19.14	19.15	19.06	18.91				
		1717.5	19.16	19.16	19.11	18.89				
	1RB-Middle (37)	1772.5	19.09	19.15	19.11	18.99				
		1745.0	19.11	19.07	19.16	18.94				
		1717.5	19.09	19.08	19.19	18.94				
	1RB-Low (0)	1772.5	18.99	19.17	19.08	18.90				
		1745.0	19.07	19.09	19.13	18.90				
		1717.5	19.07	19.11	19.10	18.93				
	36RB-High (38)	1772.5	18.93	18.89	18.93	18.92				
		1745.0	18.96	18.93	18.90	18.91				
		1717.5	19.02	18.94	18.97	19.03				
	36RB-Middle (19)	1772.5	18.97	18.96	18.88	18.91				
		1745.0	18.85	18.90	18.93	18.97				
		1717.5	19.02	18.90	18.98	18.87				
	36RB-Low (0)	1772.5	18.91	18.98	18.96	18.85				
		1745.0	18.99	18.94	18.89	18.94				
		1717.5	18.94	18.93	18.90	18.96				
75RB (0)	1772.5	18.96	18.89	18.95	18.85					
	1745.0	18.92	18.91	18.93	18.91					
	1717.5	19.00	18.95	18.95	18.95					
20MHz	1RB-High (99)	1770.0	19.01	19.09	19.10	18.96	20.0	20.0	20.0	20.0
		1745.0	19.03	19.12	19.11	18.90				
		1720.0	19.06	19.18	19.08	18.93				
	1RB-Middle (50)	1770.0	19.03	19.15	19.13	18.95				
		1745.0	19.05	19.10	19.14	18.95				
		1720.0	18.98	19.10	19.14	18.89				
	1RB-Low (0)	1770.0	18.98	19.15	19.05	18.87				
		1745.0	19.01	19.09	19.10	18.90				
		1720.0	18.97	19.13	19.10	18.92				
	50RB-High (50)	1770.0	18.80	18.91	18.98	18.96				
		1745.0	18.89	18.97	18.91	18.89				
		1720.0	18.91	18.93	18.98	18.98				
	50RB-Middle (25)	1770.0	18.90	18.97	18.91	18.90				
		1745.0	18.89	18.96	18.89	18.93				
		1720.0	18.95	18.94	18.95	18.88				
	50RB-Low (0)	1770.0	18.89	18.98	18.93	18.89				
		1745.0	18.96	18.94	18.88	18.97				
		1720.0	18.97	18.94	18.93	18.93				
100RB (0)	1770.0	18.92	18.89	18.98	18.88					
	1745.0	18.94	18.93	18.89	18.94					
	1720.0	18.99	18.98	18.96	18.90					



Ant.3 - LTE Band 66 Power Level C1/C2

Bandwidth	Number of RBs	Frequency	QPSK	16QAM	64QAM	256QAM	QPSK Tune-up	16QAM Tune-up	64QAM Tune-up	256QAM Tune-up
1.4MHz	1RB-High (5)	1779.3	23.63	23.02	21.90	18.58	25.0	24.0	23.0	20.0
		1745.0	23.88	23.11	22.02	18.87				
		1710.7	24.01	23.30	22.07	18.98				
	1RB-Middle (3)	1779.3	23.70	23.06	21.82	18.67				
		1745.0	23.84	23.09	21.93	18.81				
		1710.7	24.07	23.41	22.08	19.03				
	1RB-Low (0)	1779.3	23.70	22.96	21.99	18.92				
		1745.0	23.82	23.09	22.05	18.79				
		1710.7	24.03	23.29	22.23	19.01				
	3RB-High (3)	1779.3	23.71	22.65	21.75	18.67				
		1745.0	23.90	22.87	21.97	18.93				
		1710.7	24.07	23.03	22.04	18.92				
	3RB-Middle (1)	1779.3	23.73	22.60	21.78	18.78				
		1745.0	23.92	22.80	21.88	18.91				
		1710.7	24.04	23.13	22.13	19.06				
	3RB-Low (0)	1779.3	23.74	22.67	21.72	18.76				
		1745.0	23.81	22.89	21.94	18.77				
		1710.7	24.10	23.04	22.24	19.06				
6RB (0)	1779.3	22.64	21.74	20.81	18.60					
	1745.0	22.82	21.94	20.91	18.84					
	1710.7	23.07	22.11	21.04	19.06					
3MHz	1RB-High (14)	1778.5	23.65	22.87	21.78	18.60	25.0	24.0	23.0	20.0
		1745.0	23.84	23.08	22.03	18.81				
		1711.5	24.05	23.22	22.30	19.06				
	1RB-Middle (7)	1778.5	23.64	22.93	21.77	18.64				
		1745.0	23.90	23.17	22.09	18.90				
		1711.5	24.11	23.28	22.14	19.13				
	1RB-Low (0)	1778.5	23.73	22.89	21.80	18.76				
		1745.0	23.81	23.08	21.94	18.76				
		1711.5	24.12	23.27	22.21	19.15				
	8RB-High (7)	1778.5	22.69	21.73	20.81	18.64				
		1745.0	22.84	21.84	20.96	18.87				
		1711.5	23.07	22.09	21.15	19.03				
	8RB-Middle (4)	1778.5	22.67	21.71	20.84	18.68				
		1745.0	22.84	21.92	20.98	18.83				
		1711.5	23.05	22.12	21.09	19.03				
	8RB-Low (0)	1778.5	22.72	21.76	20.84	18.74				
		1745.0	22.86	21.93	20.98	18.87				
		1711.5	23.09	22.13	21.09	19.14				
15RB (0)	1778.5	22.66	21.69	20.80	18.68					
	1745.0	22.85	21.85	20.91	18.87					
	1711.5	23.05	22.09	21.07	19.06					
5MHz	1RB-High (24)	1777.5	23.74	23.01	21.87	18.69	25.0	24.0	23.0	20.0
		1745.0	23.87	23.07	22.05	18.86				
		1712.5	24.01	23.26	22.18	19.02				
	1RB-Middle (12)	1777.5	23.76	22.95	21.94	18.80				
		1745.0	23.97	23.17	22.19	18.96				
		1712.5	24.15	23.38	22.27	19.11				
	1RB-Low (0)	1777.5	23.88	22.98	21.86	18.73				
		1745.0	23.87	23.07	22.02	18.88				
		1712.5	24.15	23.30	22.32	19.11				
	12RB-High (13)	1777.5	22.71	21.72	20.84	18.76				
		1745.0	22.88	21.88	21.00	18.84				
		1712.5	23.11	22.08	21.10	19.06				
	12RB-Middle (6)	1777.5	22.74	21.76	20.86	18.78				
		1745.0	22.88	21.93	21.03	18.83				
		1712.5	23.11	22.12	21.11	19.11				
	12RB-Low (0)	1777.5	22.77	21.81	20.88	18.76				
		1745.0	22.93	21.87	21.11	18.98				
		1712.5	23.14	22.15	21.18	19.17				
25RB (0)	1777.5	22.78	21.75	20.86	18.73					
	1745.0	22.95	21.93	20.98	18.94					
	1712.5	23.13	22.13	21.08	19.12					
10MHz	1RB-High (49)	1775.0	23.81	23.01	21.82	18.86	25.0	24.0	23.0	20.0
		1745.0	23.98	23.13	22.07	18.98				
		1715.0	24.10	23.40	22.26	19.08				
	1RB-Middle (24)	1775.0	23.71	22.92	21.83	18.76				
		1745.0	23.89	23.04	21.95	18.91				
		1715.0	24.04	23.35	22.20	19.09				
	1RB-Low (0)	1775.0	23.86	23.06	22.00	18.88				
		1745.0	23.98	23.17	22.03	18.95				
		1715.0	24.22	23.40	22.22	19.27				
	25RB-High (25)	1775.0	22.70	21.68	20.77	18.65				
		1745.0	22.86	21.81	20.89	18.81				
		1715.0	23.06	22.01	21.03	19.07				
	25RB-Middle (12)	1775.0	22.73	21.68	20.78	18.77				
		1745.0	22.84	21.81	20.94	18.80				
		1715.0	23.07	22.05	21.04	19.02				
	25RB-Low (0)	1775.0	22.82	21.75	20.85	18.80				
		1745.0	22.94	21.91	20.95	18.97				
		1715.0	23.14	22.13	21.08	19.19				
50RB (0)	1775.0	22.76	21.74	20.80	18.78					
	1745.0	22.86	21.88	20.93	18.81					
	1715.0	23.11	22.09	21.05	19.11					
15MHz	1RB-High (74)	1772.5	23.79	23.06	21.81	18.74	25.0	24.0	23.0	20.0
		1745.0	23.92	23.20	22.03	18.91				
		1717.5	24.12	23.33	22.22	19.13				
	1RB-Middle (37)	1772.5	23.87	23.02	21.84	18.69				
		1745.0	23.97	23.08	22.11	18.92				
		1717.5	24.10	23.24	22.22	19.15				
	1RB-Low (0)	1772.5	23.91	23.25	22.11	18.96				
		1745.0	24.00	23.18	22.17	18.93				
		1717.5	24.23	23.50	22.24	19.22				
	36RB-High (38)	1772.5	22.73	21.71	20.80	18.74				
		1745.0	22.84	21.81	20.94	18.80				
		1717.5	23.07	22.05	21.04	19.02				
	36RB-Middle (19)	1772.5	23.08	22.08	21.03	19.13				
		1745.0	22.77	21.79	20.85	18.77				
		1717.5	22.86	21.83	20.97	18.88				
	36RB-Low (0)	1772.5	23.07	22.08	21.06	19.02				
		1745.0	22.87	21.87	20.91	18.87				
		1717.5	22.98	21.96	21.05	19.00				
75RB (0)	1772.5	23.14	22.16	21.12	19.10					
	1745.0	22.82	21.81	20.87	18.85					
	1717.5	22.91	21.94	20.97	18.87					
20MHz	1RB-High (99)	1770.0	23.85	23.03	21.77	18.84	25.0	24.0	23.0	20.0
		1745.0	23.92	23.20	22.09	18.92				
		1720.0	24.07	23.22	22.04	19.04				
	1RB-Middle (50)	1770.0	23.91	23.18	21.95	18.87				
		1745.0	24.05	23.14	22.01	19.06				
		1720.0	24.17	23.38	22.17	19.22				
	1RB-Low (0)	1770.0	24.00	23.22	21.95	19.04				
		1745.0	24.06	23.21	22.14	19.04				
		1720.0	24.22	23.53	22.30	19.22				
	50RB-High (50)	1770.0	22.79	21.78	20.85	18.76				
		1745.0	22.88	21.86	20.92	18.88				
		1720.0	23.13	22.13	21.04	19.09				
	50RB-Middle (25)	1770.0	22.89	21.90	20.92	18.88				
		1745.0	22.93	21.83	20.99	18.96				
		1720.0	23.14	22.10	21.08	19.15				
	50RB-Low (0)	1770.0	22.90	21.89	20.93	18.88				
		1745.0	23.01	22.03	21.05	18.99				
		1720.0	23.18	22.16	21.15	19.24				
100RB (0)	1770.0	22.85	21.84	20.85	18.86					
	1745.0	22.95	21.93	20.97	18.91					
	1720.0	23.16	22.11	21.10	19.11					



Ant.3 - LTE Band 66 Power Level D1/D2

Bandwidth	Number of RBs	Frequency	QPSK	16QAM	64QAM	256QAM	QPSK Tune-up	16QAM Tune-up	64QAM Tune-up	256QAM Tune-up
1.4MHz	1RB-High (5)	1779.3	23.16	23.30	22.14	18.84	24.0	24.0	23.0	20.0
		1745.0	23.34	23.27	22.20	18.90				
		1710.7	23.08	23.21	22.21	18.95				
		1779.3	23.09	23.25	22.16	18.84				
		1745.0	23.17	23.24	22.13	18.93				
		1710.7	23.16	23.15	22.18	18.97				
	1RB-Middle (3)	1779.3	23.17	23.21	22.04	18.91				
		1745.0	23.25	23.33	22.17	18.94				
		1710.7	23.35	23.14	22.25	18.91				
		1779.3	23.15	23.20	22.16	18.89				
		1745.0	23.20	23.15	22.11	18.94				
		1710.7	23.21	23.17	22.18	18.97				
	1RB-Low (0)	1779.3	23.18	23.18	22.07	18.79				
		1745.0	23.27	23.24	22.13	19.05				
		1710.7	23.34	23.15	22.26	18.90				
		1779.3	23.11	23.17	22.18	18.92				
		1745.0	23.21	23.23	22.12	18.93				
		1710.7	23.17	23.22	22.17	18.93				
	3RB-High (3)	1779.3	23.14	21.99	20.97	19.00				
		1745.0	23.20	22.18	20.97	18.92				
		1710.7	23.18	22.07	20.91	18.90				
		1779.3	23.15	23.27	22.12	18.82				
		1745.0	23.29	23.22	22.16	18.89				
		1711.5	23.10	23.19	22.22	18.95				
3MHz	1RB-High (14)	1778.5	23.11	23.22	22.18	18.91				
		1745.0	23.13	23.22	22.16	18.98				
		1711.5	23.20	23.19	22.21	18.94				
		1778.5	23.12	23.21	22.06	18.85				
		1745.0	23.29	23.29	22.17	18.93				
		1711.5	23.31	23.14	22.20	18.90				
	1RB-Middle (7)	1778.5	23.19	22.16	20.91	18.90				
		1745.0	23.22	22.15	20.94	18.92				
		1711.5	23.10	21.92	20.79	18.92				
		1778.5	23.05	21.98	20.97	18.85				
		1745.0	23.02	22.09	20.99	18.99				
		1711.5	23.16	22.12	21.08	19.02				
	8RB-High (7)	1778.5	23.18	22.13	20.84	18.78				
		1745.0	23.13	22.04	20.84	18.90				
		1711.5	23.15	22.01	21.03	18.86				
		1778.5	23.17	21.95	20.95	19.02				
		1745.0	23.23	22.17	20.99	18.93				
		1711.5	23.22	22.10	20.86	18.84				
	8RB-Middle (4)	12RB-High (13)	1777.5	23.20	23.24	22.16	18.87			
			1745.0	23.25	23.25	22.12	18.88			
			1712.5	23.12	23.24	22.25	18.94			
			1777.5	23.16	23.19	22.23	18.91			
			1745.0	23.16	23.24	22.13	18.98			
			1712.5	23.22	23.16	22.22	18.90			
12RB-Middle (6)		1777.5	23.08	23.25	22.10	18.90				
		1745.0	23.24	23.26	22.17	18.93				
		1712.5	23.27	23.19	22.24	18.88				
		1777.5	23.15	22.11	20.96	18.94				
		1745.0	23.25	22.14	20.99	18.94				
		1712.5	23.09	21.95	20.84	18.92				
12RB-Low (0)	1777.5	23.09	23.00	20.97	18.88					
	1745.0	23.06	22.06	21.00	18.97					
	1712.5	23.17	22.10	21.05	18.99					
	1777.5	23.15	22.10	20.95	18.83					
	1745.0	23.11	22.06	20.86	18.96					
	1712.5	23.10	22.02	21.01	18.88					
25RB (0)	1777.5	23.13	21.92	20.96	18.97					
	1745.0	23.18	22.17	20.96	18.93					
	1712.5	23.23	22.08	20.91	18.88					
	1777.5	23.20	23.24	22.15	18.89					
	1745.0	23.23	23.20	22.12	18.87					
	1715.0	23.14	23.20	22.29	18.91					
5MHz	1RB-High (24)	1775.0	23.17	23.20	22.23	18.98				
		1745.0	23.12	23.25	22.16	18.93				
		1715.0	23.24	23.17	22.18	18.93				
		1775.0	23.13	23.20	22.15	18.80				
		1745.0	23.20	23.22	22.15	18.95				
		1715.0	23.29	23.20	22.22	18.87				
	1RB-Middle (12)	1775.0	23.19	22.13	20.91	18.84				
		1745.0	23.20	22.10	20.98	18.89				
		1715.0	23.10	21.92	20.88	18.93				
		1775.0	23.13	21.99	20.95	19.01				
		1745.0	23.09	22.08	21.00	18.98				
		1715.0	23.20	22.09	21.03	18.97				
	1RB-Low (0)	1775.0	23.11	22.13	20.90	18.84				
		1745.0	23.14	22.10	20.83	18.91				
		1715.0	23.07	21.99	21.02	18.92				
		1775.0	23.16	21.97	20.93	18.92				
		1745.0	23.16	22.13	20.98	18.97				
		1715.0	23.19	22.03	20.94	18.92				
	12RB-High (13)	1RB-High (49)	1772.5	23.24	23.22	22.11	18.90			
			1745.0	23.20	23.18	22.07	18.84			
			1717.5	23.13	23.15	22.26	18.90			
			1772.5	23.19	23.20	22.22	18.90			
			1745.0	23.16	23.22	22.17	18.95			
			1717.5	23.19	23.17	22.13	18.88			
1RB-Middle (37)		1772.5	23.15	23.20	22.15	18.83				
		1745.0	23.24	23.25	22.18	18.91				
		1717.5	23.23	23.20	22.18	18.90				
		1772.5	23.17	22.09	20.95	18.99				
		1745.0	23.17	22.09	20.93	18.92				
		1717.5	23.14	21.97	20.86	18.88				
36RB-High (38)	1772.5	23.18	22.03	20.97	18.87					
	1745.0	23.12	22.03	20.88	18.93					
	1717.5	23.17	22.11	21.00	19.02					
	1772.5	23.09	22.09	20.88	18.87					
	1745.0	23.16	22.08	20.88	18.92					
	1717.5	23.11	22.01	20.98	18.94					
36RB-Middle (19)	1772.5	23.14	22.02	20.95	18.95					
	1745.0	23.16	22.11	20.96	18.94					
	1717.5	23.07	22.04	20.98	18.92					
	1770.0	23.15	23.23	22.14	18.91					
	1745.0	23.20	23.17	22.12	18.87					
	1720.0	23.12	23.17	22.22	18.95					
10MHz	1RB-High (99)	1770.0	23.19	23.18	22.20	18.88				
		1745.0	23.16	23.27	22.16	18.97				
		1720.0	23.12	23.22	22.15	18.88				
		1770.0	23.13	23.19	22.12	18.88				
		1745.0	23.19	23.19	22.13	18.96				
		1720.0	23.21	23.22	22.17	18.92				
	1RB-Middle (50)	1770.0	23.12	22.05	20.95	18.97				
		1745.0	23.10	22.06	20.92	18.91				
		1720.0	23.06	22.02	20.90	18.93				
		1770.0	23.11	21.99	21.00	18.91				
		1745.0	23.08	22.02	20.94	18.96				
		1720.0	23.07	22.09	20.96	18.97				
	1RB-Low (0)	1770.0	23.04	22.07	20.90	18.92				
		1745.0	23.12	22.08	20.91	18.91				
		1720.0	23.14	22.04	20.95	18.95				
		1770.0	23.09	21.99	20.94	18.90				
		1745.0	23.08	22.09	21.00	18.90				
		1720.0	23.09	22.04	20.93	18.97				
	50RB-High (50)	50RB-Low (0)	1770.0	23.08	22.09	21.00	18.90			
			1745.0	23.08	22.09	21.00	18.90			
			1720.0	23.09	22.04	20.93	18.97			
			1770.0	23.12	22.05	20.95	18.97			
			1745.0	23.10	22.06	20.92	18.91			
			1720.0	23.06	22.02	20.90	18.93			
50RB-Middle (25)	100RB (0)	1770.0	23.11	21.99	21.00	18.91				
		1745.0	23.08	22.02	20.94	18.96				
		1720.0	23.07	22.09	20.96	18.97				
		1770.0	23.04	22.07	20.90	18.92				
		1745.0	23.12	22.08	20.91	18.91				
		1720.0	23.14	22.04	20.95	18.95				



Ant.2 - LTE Band 66 Power Level A1/A2/B1/B2/C1/C2

Bandwidth	Number of RBs	Frequency	QPSK	16QAM	64QAM	256QAM	QPSK Tune-up	16QAM Tune-up	64QAM Tune-up	256QAM Tune-up
1.4MHz	1RB-High (5)	1779.3	23.10	22.24	21.24	18.08	24.0	23.0	22.0	19.0
		1745.0	22.99	22.25	21.15	18.12				
		1710.7	23.04	22.12	21.05	18.01				
		1779.3	23.10	22.09	21.19	18.18				
		1745.0	23.00	21.98	21.11	18.04				
		1710.7	23.00	22.07	20.98	18.02				
	1RB-Middle (3)	1779.3	23.07	22.02	21.12	17.96				
		1745.0	22.99	21.98	20.83	18.09				
		1710.7	22.96	22.11	21.16	17.94				
		1779.3	23.10	22.16	21.24	18.02				
		1745.0	22.95	22.29	21.21	18.09				
		1710.7	23.00	22.07	21.05	17.91				
	1RB-Low (0)	1779.3	23.14	22.11	21.15	18.14				
		1745.0	23.01	21.88	21.08	18.07				
		1710.7	22.98	22.03	21.05	18.12				
		1779.3	23.07	21.94	21.20	17.95				
		1745.0	23.05	22.08	20.84	18.03				
		1710.7	23.01	22.21	21.14	17.90				
	3RB-High (3)	1779.3	22.09	21.19	19.99	17.94				
		1745.0	21.98	20.88	20.14	17.86				
1710.7		21.89	20.92	20.00	17.89					
1779.3		22.09	21.19	19.99	17.94					
1745.0		21.98	20.88	20.14	17.86					
1710.7		21.89	20.92	20.00	17.89					
3MHz	1RB-High (14)	1778.5	23.21	22.20	21.22	18.12				
		1745.0	23.12	22.20	21.03	18.10				
		1711.5	23.03	22.04	21.18	18.03				
		1778.5	23.01	22.07	21.10	18.12				
		1745.0	23.10	21.98	21.09	18.10				
		1711.5	22.89	22.03	20.82	17.93				
	1RB-Middle (7)	1778.5	23.09	22.03	21.02	18.13				
		1745.0	23.12	21.89	20.88	18.11				
		1711.5	22.95	22.10	21.25	18.02				
		1778.5	21.96	20.97	19.82	17.91				
		1745.0	22.06	20.83	19.89	17.89				
		1711.5	21.94	21.07	20.18	17.94				
	1RB-Low (0)	1778.5	22.04	21.09	20.09	18.06				
		1745.0	21.95	20.97	20.11	17.98				
		1711.5	21.90	20.94	19.72	18.00				
		1778.5	22.13	20.95	19.97	18.06				
		1745.0	21.96	20.95	19.96	18.01				
		1711.5	21.88	20.77	19.78	18.01				
	8RB-High (7)	1778.5	21.93	21.11	20.15	18.09				
		1745.0	21.89	20.94	20.04	18.06				
1711.5		22.01	20.89	19.97	17.92					
1778.5		22.04	21.09	20.09	18.06					
1745.0		21.95	20.97	20.11	17.98					
1711.5		21.90	20.94	19.72	18.00					
8RB-Middle (4)	1778.5	22.13	20.95	19.97	18.06					
	1745.0	21.96	20.95	19.96	18.01					
	1711.5	21.88	20.77	19.78	18.01					
	1778.5	21.93	21.11	20.15	18.09					
	1745.0	21.89	20.94	20.04	18.06					
	1711.5	22.01	20.89	19.97	17.92					
8RB-Low (0)	1778.5	22.04	21.09	20.09	18.06					
	1745.0	21.95	20.97	20.11	17.98					
	1711.5	21.90	20.94	19.72	18.00					
	1778.5	22.13	20.95	19.97	18.06					
	1745.0	21.96	20.95	19.96	18.01					
	1711.5	21.88	20.77	19.78	18.01					
5MHz	1RB-High (24)	1777.5	23.15	22.11	21.06	18.13				
		1745.0	23.05	22.20	21.11	17.96				
		1712.5	23.07	22.15	21.18	18.06				
		1777.5	22.96	22.05	21.10	18.08				
		1745.0	22.91	21.96	21.00	18.13				
		1712.5	22.94	22.00	20.85	17.97				
	1RB-Middle (12)	1777.5	23.11	22.06	21.00	17.99				
		1745.0	22.95	22.09	20.85	18.05				
		1712.5	23.10	22.13	21.20	18.06				
		1777.5	21.97	20.97	19.91	17.96				
		1745.0	21.94	21.04	19.86	17.90				
		1712.5	21.93	21.00	20.17	17.96				
	12RB-High (13)	1777.5	21.99	21.20	20.04	18.04				
		1745.0	21.93	21.14	20.20	18.04				
		1712.5	21.96	20.95	19.70	17.96				
		1777.5	22.02	21.09	20.10	17.95				
		1745.0	21.94	20.95	19.87	18.06				
		1712.5	21.90	20.80	19.83	17.85				
	12RB-Middle (6)	1777.5	22.02	21.03	19.98	18.04				
		1745.0	22.04	20.99	20.00	18.07				
1712.5		21.93	21.04	20.07	17.91					
1777.5		22.02	21.03	19.98	18.04					
1745.0		22.04	20.99	20.00	18.07					
1712.5		21.93	21.04	20.07	17.91					
12RB-Low (0)	1777.5	22.02	21.03	19.98	18.04					
	1745.0	22.04	20.99	20.00	18.07					
	1712.5	21.93	21.04	20.07	17.91					
	1777.5	22.02	21.03	19.98	18.04					
	1745.0	22.04	20.99	20.00	18.07					
	1712.5	21.93	21.04	20.07	17.91					
10MHz	1RB-High (49)	1775.0	23.17	22.10	21.24	18.09				
		1745.0	22.99	22.15	21.04	18.13				
		1715.0	22.96	22.12	21.11	18.01				
		1775.0	23.12	22.04	21.20	18.15				
		1745.0	23.07	22.10	20.99	18.04				
		1715.0	22.85	22.07	20.91	17.95				
	1RB-Middle (24)	1775.0	23.09	22.00	21.14	18.01				
		1745.0	22.98	21.92	20.88	17.97				
		1715.0	22.99	21.98	21.13	17.99				
		1775.0	21.96	21.10	19.92	18.10				
		1745.0	22.03	20.84	19.80	17.92				
		1715.0	21.87	21.01	20.10	17.94				
	1RB-Low (0)	1775.0	21.90	21.08	20.17	18.02				
		1745.0	22.04	21.05	20.23	18.03				
		1715.0	21.92	20.93	19.85	17.95				
		1775.0	22.10	20.95	20.05	17.92				
		1745.0	21.90	21.01	19.79	17.94				
		1715.0	21.96	20.91	19.88	18.02				
	25RB-High (25)	1775.0	21.96	21.14	19.98	18.00				
		1745.0	21.95	20.98	19.99	18.06				
1715.0		22.00	20.93	20.07	17.93					
1775.0		22.03	21.10	20.02	17.97					
1745.0		21.98	21.10	20.17	17.90					
1715.0		21.84	21.08	20.13	17.88					
25RB-Middle (12)	1775.0	21.91	20.86	19.73	18.00					
	1745.0	21.94	21.08	20.13	17.88					
	1715.0	21.96	20.95	19.70	17.96					
	1775.0	22.02	21.12	20.14	17.97					
	1745.0	21.95	20.99	19.97	17.94					
	1715.0	22.00	20.95	19.80	17.96					
25RB-Low (0)	1775.0	21.92	21.00	20.08	18.01					
	1745.0	21.89	20.90	20.09	18.05					
	1715.0	21.97	21.04	19.95	17.82					
	1775.0	21.96	21.14	19.98	18.00					
	1745.0	21.95	20.98	19.99	18.06					
	1715.0	22.00	20.93	20.07	17.93					
15MHz	1RB-High (74)	1772.5	23.19	22.15	21.19	18.07				
		1745.0	23.16	22.12	21.12	18.08				
		1717.5	23.15	22.01	21.15	18.10				
		1772.5	23.04	22.10	21.18	18.05				
		1745.0	23.04	21.95	21.14	17.99				
		1717.5	22.97	21.96	20.82	18.01				
	1RB-Middle (37)	1772.5	23.15	21.96	21.15	17.93				
		1745.0	23.04	21.97	20.87	18.09				
		1717.5	23.01	22.12	21.18	18.00				
		1772.5	22.01	21.11	20.02	18.05				
		1745.0	22.03	20.87	19.79	17.99				
		1717.5	22.03	21.10	20.02	17.97				
	1RB-Low (0)	1772.5	21.98	21.10	20.17	17.90				
		1745.0	21.84	21.08	20.13	17.88				
		1717.5	21.91	20.86	19.73	18.00				
		1772.5	22.07	21.12	20.14	17.97				
		1745.0	21.95	20.99	19.97	17.94				
		1717.5	22.00	20.95	19.80	17.96				
	36RB-High (38)	1772.5	21.92	21.00	20.08	18.01				
		1745.0	21.89	20.90	20.09	18.05				
1717.5		21.97	21.04	19.95	17.82					
1772.5		22.03	21.10	20.02	17.97					
1745.0		21.98	21.10	20.17	17.90					
1717.5		21.84	21.08	20.13	17.88					
36RB-Middle (19)	1772.5	21.91	20.86	19.73	18.00					
	1745.0	21.94	21.08	20.13	17.88					
	1717.5	21.96	20.95	19.70	17.96					
	1772.5	22.07	21.12	20.14	17.97					
	1745.0	21.95	20.99	19.97	17.94					
	1717.5	22.00	20.95	19.80	17.96					
36RB-Low (0)	1772.5	21.92	21.00	20.08	18.01					
	1745.0	21.89	20.90	20.09	18.05					
	1717.5	21.97	21.04	19.95	17.82					
	1772.5	22.03	21.10	20.02	17.97					
	1745.0	21.98	21.10	20.17	17.90					
	1717.5	21.84	21.08	20.13	17.88					
20MHz	1RB-High (99)	1770.0	23.12	22.14	21.14	18.17				
		1745.0	23.08	22.16	21.09	18.04				
		1720.0	23.05	22.11	21.09	18.06				
		1770.0	23.03	22.12	21.20	18.08				
		1745.0	23.01	22.05	21.09	18.04				
		1720.0	22.95	21.98	20.88	17.99				
	1RB-Middle (50)	1770.0	23.06	22.03	21.07	18.03				
		1745.0	23.02	21.99	20.92	18.01				
		1720.0	23.03	22.07	21.17	18.03				
		1770.0	22.01	21.01	19.92	18.01				
		1745.0	22.02	20.92	19.89	17.98				
		1720.0	21.97	21.02	20.11	17.99				
	50RB-High (50)	1770.0	22.00	21.10	20.07	17.99				
		1745.0	21.98	21.04	20.14	17.94				
		1720.0	21.93	20.85	19.77	17.91				
		1770.0	22.05	21.05	20.04	18.01				
		1745.0	21.99	20.97	19.88	17.98				
		1720.0	21.94	20.87	19.78	17.95				
	50RB-Middle (25)	1770.0	21.99	20.97	19.88	17.98				
		1745.0	21.98	20.97	19.88	17.98				
1720.0		21.93	20.85	19.77	17.91					
1770.0		22.05	21.05	20.04	18.01					
1745.0		21.99	20.97	19.88	17.98					
1720.0		21.94	20.87	19.78	17.95					
50RB-Low (0)	1770.0	22.01	21.09	20.08	18.00					
	1745.0	21.99	20.97	20.07	18.02					
	1720.0	21.94	20.87	19.78	17.95					
	1770.0	22.01	21.09	20.08	18.00					
	1745.0	21.99	20.97	20.07	18.02					
	1720.0	21.96	20.97	20.02	17.92					



LTE UP-Link Carrier Aggregation

The device supports Inter-band and Intra-band uplink LTE Carrier Aggregation. The conducted power measurement results of Intra-band uplink CA are provided as follow.

Configure	Power Level	CA List	PCC							SCC							Power	
			LTE	BW	UL	Mod.	UL#	UL	LTE	BW	UL	Mod.	UL#	UL	With CA	Without CA		
			Band	(MHz)	Freq. (MHz)		RB	Offset	Band	(MHz)	Freq. (MHz)		RB	Offset	Tx. Power (dBm)	Tx. Power (dBm)		
Intra-Band	Contiguous	A1/B1/C1	CA_5B	Band 5	10M	829.0	QPSK	1	0	Band 5	5M	836.2	QPSK	1	49	23.64	23.78	

LTE Down-Link Carrier Aggregation

The measurement results of down-link LTE 2CA Conducted Power are as below:

Configure	CA List	PCC							SCC					Power	
		LTE	BW	UL	UL	Mod.	UL#	UL	LTE	BW	DL	DL	With CA	Without CA	
		Band	(MHz)	Freq. (MHz)	Channel		RB	Offset	Band	(MHz)	Freq. (MHz)	Channel	Tx. Power (dBm)	Tx. Power (dBm)	
Inter-Band	CA_2A-5A	Band 2	20M	1880.0	18900	QPSK	1	0	Band 5	10M	881.5	2525	24.06	24.19	
		Band 5	10M	829.0	20450	QPSK	1	24	Band 2	20M	1960.0	900	23.65	23.78	
	CA_2A-12A	Band 2	20M	1880.0	18900	QPSK	1	0	Band 12	10M	737.5	5095	24.11	24.19	
		Band 12	10M	704.0	23060	QPSK	1	49	Band 2	20M	1960.0	900	23.81	23.89	
	CA_2A-14A	Band 2	20M	1880.0	18900	QPSK	1	0	Band 14	10M	763.0	5230	24.13	24.19	
		Band 14	10M	793.0	23330	QPSK	1	24	Band 2	20M	1960.0	900	23.75	23.80	
	CA_2A-17A	Band 2	20M	1880.0	18900	QPSK	1	0	Band 17	10M	740.0	5790	24.10	24.19	
		Band 17	10M	709	23780	QPSK	1	24	Band 2	20M	1960.0	900	23.84	23.86	
	CA_2A-29A	Band 2	20M	1880.0	18900	QPSK	1	0	Band 29	10M	722.5	9715	24.15	24.19	
	CA_2A-30A	Band 2	20M	1880.0	18900	QPSK	1	0	Band 30	10M	2355.0	9820	24.07	24.19	
		Band 30	10M	2310.0	27710	QPSK	1	49	Band 2	20M	1960.0	900	23.25	23.31	
	CA_2A-66A	Band 2	20M	1880.0	18900	QPSK	1	0	Band 66	20M	2155.0	66886	24.06	24.19	
		Band 66	20M	1720.0	132072	QPSK	1	0	Band 2	20M	1960.0	900	24.13	24.22	
	CA_4A-5A	Band 4	20M	1720.0	20050	QPSK	1	0	Band 5	10M	881.5	2525	23.66	23.72	
		Band 5	10M	829.0	20450	QPSK	1	24	Band 4	20M	2132.5	2175	23.73	23.78	
	CA_4A-12A	Band 4	20M	1720.0	20050	QPSK	1	0	Band 12	10M	737.5	5095	23.68	23.72	
		Band 12	10M	704.0	23060	QPSK	1	49	Band 4	20M	2132.5	2175	23.81	23.89	
	CA_4A-29A	Band 4	20M	1720.0	20050	QPSK	1	0	Band 29	10M	722.5	9715	23.69	23.72	
	CA_4A-30A	Band 4	20M	1720.0	20050	QPSK	1	0	Band 30	10M	2355.0	9820	23.64	23.72	
		Band 30	10M	2310.0	27710	QPSK	1	49	Band 4	20M	2132.5	2175	23.23	23.31	
	CA_5A-30A	Band 5	10M	829.0	20450	QPSK	1	24	Band 30	10M	2355.0	9820	23.72	23.78	
		Band 30	10M	2310.0	27710	QPSK	1	49	Band 5	10M	881.5	2525	23.24	23.31	
	CA_5A-66A	Band 5	10M	829.0	20450	QPSK	1	24	Band 66	20M	2155.0	66886	23.74	23.78	
		Band 66	20M	1720.0	132072	QPSK	1	0	Band 5	10M	881.5	2525	24.12	24.22	
	CA_12A-30A	Band 12	10M	704.0	23060	QPSK	1	49	Band 30	10M	2355.0	9820	23.85	23.89	
		Band 30	10M	2310.0	27710	QPSK	1	49	Band 12	10M	737.5	5095	23.19	23.31	
	CA_12A-66A	Band 12	10M	704.0	23060	QPSK	1	49	Band 66	20M	2155.0	66886	23.83	23.89	
		Band 66	20M	1720.0	132072	QPSK	1	0	Band 12	10M	737.5	5095	24.17	24.22	
	CA_14A-30A	Band 14	10M	793.0	23330	QPSK	1	24	Band 66	20M	2155.0	66886	23.75	23.80	
		Band 30	10M	2310.0	27710	QPSK	1	49	Band 14	10M	763.0	5230	23.21	23.31	
	CA_14A-66A	Band 14	10M	793.0	23330	QPSK	1	24	Band 66	20M	2155.0	66886	23.77	23.80	
		Band 66	20M	1720.0	132072	QPSK	1	0	Band 14	10M	763.0	5230	24.11	24.22	
CA_29A-30A	Band 30	10M	2310.0	27710	QPSK	1	49	Band 29	10M	722.5	9715	23.30	23.31		
CA_29A-66A	Band 66	20M	1720.0	132072	QPSK	1	0	Band 29	10M	722.5	9715	24.19	24.22		
CA_30A-66A	Band 30	10M	2310.0	27710	QPSK	1	49	Band 66	20M	2155.0	66886	23.27	23.31		
	Band 66	20M	1720.0	132072	QPSK	1	0	Band 30	10M	2355.0	9820	24.15	24.22		
Intra-Band	Contiguous	CA_5B	Band 5	10M	829.0	20450	QPSK	1	24	Band 5	10M	883.9	2549	23.65	23.78
	Non-Contiguous	CA_2A-2A	Band 2	20M	1880.0	18900	QPSK	1	0	Band 2	5M	1987.5	1175	24.08	24.19
		CA_66A-66A	Band 66	20M	1720.0	132072	QPSK	1	0	Band 66	5M	2197.5	67311	24.14	24.22

10.3. NR Measurement result

Maximum power reduction (MPR) for power class 3

Modulation		MPR (dB)		
		Edge RB allocations	Outer RB allocations	Inner RB allocations
DFT-s-OFDM	Pi/2 BPSK	$\leq 3.5^1$	$\leq 1.2^1$	$\leq 0.2^1$
		0.5^2		0^2
	QPSK	≤ 1		0
	16 QAM	≤ 2		≤ 1
	64 QAM	≤ 2.5		
	256 QAM	≤ 4.5		
CP-OFDM	QPSK	≤ 3		≤ 1.5
	16 QAM	≤ 3		≤ 2
	64 QAM	≤ 3.5		
	256 QAM	≤ 6.5		

NOTE 1: Applicable for UE operating in TDD mode with Pi/2 BPSK modulation and UE indicates support for UE capability *powerBoosting-pi2BPSK* and if the IE *powerBoostPi2BPSK* is set to 1 and 40 % or less slots in radio frame are used for UL transmission for bands n40, n41, n77, n78 and n79. The reference power of 0dB MPR is 26dBm.

NOTE 2: Applicable for UE operating in FDD mode, or in TDD mode in bands other than n40, n41, n77, n78 and n79 with Pi/2 BPSK modulation and if the IE *powerBoostPi2BPSK* is set to 0 and if more than 40% of slots in radio frame are used for UL transmission for bands n40, n41, n77, n78 and n79.

Note: For this device, NR n77 support PC3 and PC2 mode with 100% duty cycle, so we choose high power PC2 mode to measure conducted power and SAR testing.

Table 10.3: The conducted Power for NR

Ant.3 - NR n2 Power Level A1 (Tune up: 15.5)

SCS (kHz)	BW (MHz)	Modulation	Channel	Frequency (MHz)	RB allocation		Conducted Power (dBm)
15	5	DFT-s-OFDM QPSK	381500	1907.5	12@6	Inner_Full	14.16
15	5	DFT-s-OFDM QPSK	376000	1880.0	12@6	Inner_Full	14.15
15	5	DFT-s-OFDM QPSK	370500	1852.5	12@6	Inner_Full	14.16
15	40	DFT-s-OFDM QPSK	378000	1890.0	108@54	Inner_Full	14.09
15	40	DFT-s-OFDM QPSK	376000	1880.0	108@54	Inner_Full	14.17
15	40	DFT-s-OFDM QPSK	374000	1870.0	108@54	Inner_Full	14.12
15	40	DFT-s-OFDM PI/2 BPSK	376000	1880.0	108@54	Inner_Full	14.07
15	40	DFT-s-OFDM 16QAM	376000	1880.0	108@54	Inner_Full	14.10
15	40	DFT-s-OFDM 64QAM	376000	1880.0	108@54	Inner_Full	14.07
15	40	DFT-s-OFDM 256QAM	376000	1880.0	108@54	Inner_Full	14.09
15	40	CP-OFDM QPSK	376000	1880.0	108@54	Inner_Full	14.09
15	40	CP-OFDM 16QAM	376000	1880.0	108@54	Inner_Full	14.09
15	40	CP-OFDM 64QAM	376000	1880.0	108@54	Inner_Full	14.13
15	40	CP-OFDM 256QAM	376000	1880.0	108@54	Inner_Full	14.07
15	40	DFT-s-OFDM QPSK	376000	1880.0	2@214	Edge_Full_Right	14.08
15	40	DFT-s-OFDM QPSK	376000	1880.0	2@0	Edge_Full_Left	14.10
15	40	DFT-s-OFDM QPSK	376000	1880.0	1@214	Inner_1RB_Right	14.09
15	40	DFT-s-OFDM QPSK	376000	1880.0	1@1	Inner_1RB_Left	14.09
15	40	DFT-s-OFDM QPSK	376000	1880.0	216@0	Outer_Full	14.09
15	10	DFT-s-OFDM QPSK	376000	1880.0	25@12	Inner_Full	14.15
15	15	DFT-s-OFDM QPSK	376000	1880.0	36@18	Inner_Full	14.11
15	20	DFT-s-OFDM QPSK	376000	1880.0	50@25	Inner_Full	14.09
15	25	DFT-s-OFDM QPSK	376000	1880.0	64@32	Inner_Full	14.16
15	30	DFT-s-OFDM QPSK	376000	1880.0	80@40	Inner_Full	14.08
15	35	DFT-s-OFDM QPSK	376000	1880.0	90@45	Inner_Full	14.08

Ant.3 - NR n2 Power Level A2 (Tune up: 13.0)

SCS (kHz)	BW (MHz)	Modulation	Channel	Frequency (MHz)	RB allocation		Conducted Power (dBm)
15	5	DFT-s-OFDM QPSK	381500	1907.5	12@6	Inner_Full	11.65
15	5	DFT-s-OFDM QPSK	376000	1880.0	12@6	Inner_Full	11.63
15	5	DFT-s-OFDM QPSK	370500	1852.5	12@6	Inner_Full	11.69
15	40	DFT-s-OFDM QPSK	378000	1890.0	108@54	Inner_Full	11.65
15	40	DFT-s-OFDM QPSK	376000	1880.0	108@54	Inner_Full	11.72
15	40	DFT-s-OFDM QPSK	374000	1870.0	108@54	Inner_Full	11.63
15	40	DFT-s-OFDM PI/2 BPSK	376000	1880.0	108@54	Inner_Full	11.65
15	40	DFT-s-OFDM 16QAM	376000	1880.0	108@54	Inner_Full	11.64
15	40	DFT-s-OFDM 64QAM	376000	1880.0	108@54	Inner_Full	11.70
15	40	DFT-s-OFDM 256QAM	376000	1880.0	108@54	Inner_Full	11.69
15	40	CP-OFDM QPSK	376000	1880.0	108@54	Inner_Full	11.62
15	40	CP-OFDM 16QAM	376000	1880.0	108@54	Inner_Full	11.66
15	40	CP-OFDM 64QAM	376000	1880.0	108@54	Inner_Full	11.68
15	40	CP-OFDM 256QAM	376000	1880.0	108@54	Inner_Full	11.64
15	40	DFT-s-OFDM QPSK	376000	1880.0	2@214	Edge_Full_Right	11.68
15	40	DFT-s-OFDM QPSK	376000	1880.0	2@0	Edge_Full_Left	11.62
15	40	DFT-s-OFDM QPSK	376000	1880.0	1@214	Inner_1RB_Right	11.63
15	40	DFT-s-OFDM QPSK	376000	1880.0	1@1	Inner_1RB_Left	11.65
15	40	DFT-s-OFDM QPSK	376000	1880.0	216@0	Outer_Full	11.69
15	10	DFT-s-OFDM QPSK	376000	1880.0	25@12	Inner_Full	11.62
15	15	DFT-s-OFDM QPSK	376000	1880.0	36@18	Inner_Full	11.66
15	20	DFT-s-OFDM QPSK	376000	1880.0	50@25	Inner_Full	11.67
15	25	DFT-s-OFDM QPSK	376000	1880.0	64@32	Inner_Full	11.62
15	30	DFT-s-OFDM QPSK	376000	1880.0	80@40	Inner_Full	11.62
15	35	DFT-s-OFDM QPSK	376000	1880.0	90@45	Inner_Full	11.71

Ant.3 - NR n2 Power Level B1 (Tune up: 19.5)

SCS (kHz)	BW (MHz)	Modulation	Channel	Frequency (MHz)	RB allocation		Conducted Power (dBm)
15	5	DFT-s-OFDM QPSK	381500	1907.5	12@6	Inner_Full	18.15
15	5	DFT-s-OFDM QPSK	376000	1880.0	12@6	Inner_Full	18.13
15	5	DFT-s-OFDM QPSK	370500	1852.5	12@6	Inner_Full	18.20
15	40	DFT-s-OFDM QPSK	378000	1890.0	108@54	Inner_Full	18.12
15	40	DFT-s-OFDM QPSK	376000	1880.0	108@54	Inner_Full	18.21
15	40	DFT-s-OFDM QPSK	374000	1870.0	108@54	Inner_Full	18.19
15	40	DFT-s-OFDM PI/2 BPSK	376000	1880.0	108@54	Inner_Full	18.16
15	40	DFT-s-OFDM 16QAM	376000	1880.0	108@54	Inner_Full	18.12
15	40	DFT-s-OFDM 64QAM	376000	1880.0	108@54	Inner_Full	18.12
15	40	DFT-s-OFDM 256QAM	376000	1880.0	108@54	Inner_Full	18.16
15	40	CP-OFDM QPSK	376000	1880.0	108@54	Inner_Full	18.20
15	40	CP-OFDM 16QAM	376000	1880.0	108@54	Inner_Full	18.12
15	40	CP-OFDM 64QAM	376000	1880.0	108@54	Inner_Full	18.16
15	40	CP-OFDM 256QAM	376000	1880.0	108@54	Inner_Full	17.07
15	40	DFT-s-OFDM QPSK	376000	1880.0	2@214	Edge_Full_Right	18.15
15	40	DFT-s-OFDM QPSK	376000	1880.0	2@0	Edge_Full_Left	18.18
15	40	DFT-s-OFDM QPSK	376000	1880.0	1@214	Inner_1RB_Right	18.15
15	40	DFT-s-OFDM QPSK	376000	1880.0	1@1	Inner_1RB_Left	18.11
15	40	DFT-s-OFDM QPSK	376000	1880.0	216@0	Outer_Full	18.20
15	10	DFT-s-OFDM QPSK	376000	1880.0	25@12	Inner_Full	18.16
15	15	DFT-s-OFDM QPSK	376000	1880.0	36@18	Inner_Full	18.18
15	20	DFT-s-OFDM QPSK	376000	1880.0	50@25	Inner_Full	18.14
15	25	DFT-s-OFDM QPSK	376000	1880.0	64@32	Inner_Full	18.12
15	30	DFT-s-OFDM QPSK	376000	1880.0	80@40	Inner_Full	18.15
15	35	DFT-s-OFDM QPSK	376000	1880.0	90@45	Inner_Full	18.17

Ant.3 - NR n2 Power Level B2 (Tune up: 16.5)

SCS (kHz)	BW (MHz)	Modulation	Channel	Frequency (MHz)	RB allocation		Conducted Power (dBm)
15	5	DFT-s-OFDM QPSK	381500	1907.5	12@6	Inner_Full	15.14
15	5	DFT-s-OFDM QPSK	376000	1880.0	12@6	Inner_Full	15.11
15	5	DFT-s-OFDM QPSK	370500	1852.5	12@6	Inner_Full	15.14
15	40	DFT-s-OFDM QPSK	378000	1890.0	108@54	Inner_Full	15.18
15	40	DFT-s-OFDM QPSK	376000	1880.0	108@54	Inner_Full	15.19
15	40	DFT-s-OFDM QPSK	374000	1870.0	108@54	Inner_Full	15.12
15	40	DFT-s-OFDM PI/2 BPSK	376000	1880.0	108@54	Inner_Full	15.16
15	40	DFT-s-OFDM 16QAM	376000	1880.0	108@54	Inner_Full	15.09
15	40	DFT-s-OFDM 64QAM	376000	1880.0	108@54	Inner_Full	15.15
15	40	DFT-s-OFDM 256QAM	376000	1880.0	108@54	Inner_Full	15.13
15	40	CP-OFDM QPSK	376000	1880.0	108@54	Inner_Full	15.17
15	40	CP-OFDM 16QAM	376000	1880.0	108@54	Inner_Full	15.11
15	40	CP-OFDM 64QAM	376000	1880.0	108@54	Inner_Full	15.09
15	40	CP-OFDM 256QAM	376000	1880.0	108@54	Inner_Full	15.12
15	40	DFT-s-OFDM QPSK	376000	1880.0	2@214	Edge_Full_Right	15.13
15	40	DFT-s-OFDM QPSK	376000	1880.0	2@0	Edge_Full_Left	15.16
15	40	DFT-s-OFDM QPSK	376000	1880.0	1@214	Inner_1RB_Right	15.12
15	40	DFT-s-OFDM QPSK	376000	1880.0	1@1	Inner_1RB_Left	15.13
15	40	DFT-s-OFDM QPSK	376000	1880.0	216@0	Outer_Full	15.18
15	10	DFT-s-OFDM QPSK	376000	1880.0	25@12	Inner_Full	15.17
15	15	DFT-s-OFDM QPSK	376000	1880.0	36@18	Inner_Full	15.11
15	20	DFT-s-OFDM QPSK	376000	1880.0	50@25	Inner_Full	15.18
15	25	DFT-s-OFDM QPSK	376000	1880.0	64@32	Inner_Full	15.11
15	30	DFT-s-OFDM QPSK	376000	1880.0	80@40	Inner_Full	15.14
15	35	DFT-s-OFDM QPSK	376000	1880.0	90@45	Inner_Full	15.17

Ant.3 - NR n2 Power Level C1/C2 (Tune up: 25.0)

SCS (kHz)	BW (MHz)	Modulation	Channel	Frequency (MHz)	RB allocation		Conducted Power (dBm)
15	5	DFT-s-OFDM QPSK	381500	1907.5	12@6	Inner_Full	23.58
15	5	DFT-s-OFDM QPSK	376000	1880.0	12@6	Inner_Full	23.60
15	5	DFT-s-OFDM QPSK	370500	1852.5	12@6	Inner_Full	23.63
15	40	DFT-s-OFDM QPSK	378000	1890.0	108@54	Inner_Full	23.63
15	40	DFT-s-OFDM QPSK	376000	1880.0	108@54	Inner_Full	23.67
15	40	DFT-s-OFDM QPSK	374000	1870.0	108@54	Inner_Full	23.64
15	40	DFT-s-OFDM PI/2 BPSK	376000	1880.0	108@54	Inner_Full	23.66
15	40	DFT-s-OFDM 16QAM	376000	1880.0	108@54	Inner_Full	22.69
15	40	DFT-s-OFDM 64QAM	376000	1880.0	108@54	Inner_Full	21.20
15	40	DFT-s-OFDM 256QAM	376000	1880.0	108@54	Inner_Full	19.16
15	40	CP-OFDM QPSK	376000	1880.0	108@54	Inner_Full	22.12
15	40	CP-OFDM 16QAM	376000	1880.0	108@54	Inner_Full	21.61
15	40	CP-OFDM 64QAM	376000	1880.0	108@54	Inner_Full	20.10
15	40	CP-OFDM 256QAM	376000	1880.0	108@54	Inner_Full	17.12
15	40	DFT-s-OFDM QPSK	376000	1880.0	2@214	Edge_Full_Right	22.52
15	40	DFT-s-OFDM QPSK	376000	1880.0	2@0	Edge_Full_Left	22.59
15	40	DFT-s-OFDM QPSK	376000	1880.0	1@214	Inner_1RB_Right	23.42
15	40	DFT-s-OFDM QPSK	376000	1880.0	1@1	Inner_1RB_Left	23.50
15	40	DFT-s-OFDM QPSK	376000	1880.0	216@0	Outer_Full	22.62
15	10	DFT-s-OFDM QPSK	376000	1880.0	25@12	Inner_Full	23.59
15	15	DFT-s-OFDM QPSK	376000	1880.0	36@18	Inner_Full	23.63
15	20	DFT-s-OFDM QPSK	376000	1880.0	50@25	Inner_Full	23.64
15	25	DFT-s-OFDM QPSK	376000	1880.0	64@32	Inner_Full	23.62
15	30	DFT-s-OFDM QPSK	376000	1880.0	80@40	Inner_Full	23.66
15	35	DFT-s-OFDM QPSK	376000	1880.0	90@45	Inner_Full	23.56

Ant.3 - NR n2 Power Level D1/D2 (Tune up: 21.5)

BW (MHz)	Modulation	Channel	Frequency (MHz)	RB allocation		Conducted Power (dBm)
5	DFT-s-OFDM QPSK	381500	1907.5	12@6	Inner_Full	20.18
5	DFT-s-OFDM QPSK	376000	1880.0	12@6	Inner_Full	20.18
5	DFT-s-OFDM QPSK	370500	1852.5	12@6	Inner_Full	20.18
40	DFT-s-OFDM QPSK	378000	1890.0	108@54	Inner_Full	20.15
40	DFT-s-OFDM QPSK	376000	1880.0	108@54	Inner_Full	20.35
40	DFT-s-OFDM QPSK	374000	1870.0	108@54	Inner_Full	20.19
40	DFT-s-OFDM PI/2 BPSK	376000	1880.0	108@54	Inner_Full	20.18
40	DFT-s-OFDM 16QAM	376000	1880.0	108@54	Inner_Full	20.19
40	DFT-s-OFDM 64QAM	376000	1880.0	108@54	Inner_Full	20.13
40	DFT-s-OFDM 256QAM	376000	1880.0	108@54	Inner_Full	19.17
40	CP-OFDM QPSK	376000	1880.0	108@54	Inner_Full	20.12
40	CP-OFDM 16QAM	376000	1880.0	108@54	Inner_Full	20.14
40	CP-OFDM 64QAM	376000	1880.0	108@54	Inner_Full	20.05
40	CP-OFDM 256QAM	376000	1880.0	108@54	Inner_Full	17.14
40	DFT-s-OFDM QPSK	376000	1880.0	2@214	Edge_Full_Right	20.13
40	DFT-s-OFDM QPSK	376000	1880.0	2@0	Edge_Full_Left	20.13
40	DFT-s-OFDM QPSK	376000	1880.0	1@214	Inner_1RB_Right	20.16
40	DFT-s-OFDM QPSK	376000	1880.0	1@1	Inner_1RB_Left	20.13
40	DFT-s-OFDM QPSK	376000	1880.0	216@0	Outer_Full	20.17
10	DFT-s-OFDM QPSK	376000	1880.0	25@12	Inner_Full	20.18
15	DFT-s-OFDM QPSK	376000	1880.0	36@18	Inner_Full	20.20
20	DFT-s-OFDM QPSK	376000	1880.0	50@25	Inner_Full	20.15
25	DFT-s-OFDM QPSK	376000	1880.0	64@32	Inner_Full	20.20
30	DFT-s-OFDM QPSK	376000	1880.0	80@40	Inner_Full	20.18
35	DFT-s-OFDM QPSK	376000	1880.0	90@45	Inner_Full	20.20

Ant.0 - NR n5 Power Level A1/A2/B1/B2/C1/C2 (Tune up: 25.0)

SCS (kHz)	BW (MHz)	Modulation	Channel	Frequency (MHz)	RB allocation		Conducted Power (dBm)
15	5	DFT-s-OFDM QPSK	169300	846.5	12@6	Inner_Full	23.31
15	5	DFT-s-OFDM QPSK	167300	836.5	12@6	Inner_Full	23.25
15	5	DFT-s-OFDM QPSK	165300	826.5	12@6	Inner_Full	23.27
15	20	DFT-s-OFDM QPSK	167800	839.0	50@25	Inner_Full	23.28
15	20	DFT-s-OFDM QPSK	167300	836.5	50@25	Inner_Full	23.33
15	20	DFT-s-OFDM QPSK	166800	834.0	50@25	Inner_Full	23.30
15	20	DFT-s-OFDM PI/2 BPSK	167300	836.5	50@25	Inner_Full	23.29
15	20	DFT-s-OFDM 16QAM	167300	836.5	50@25	Inner_Full	22.27
15	20	DFT-s-OFDM 64QAM	167300	836.5	50@25	Inner_Full	20.78
15	20	DFT-s-OFDM 256QAM	167300	836.5	50@25	Inner_Full	18.82
15	20	CP-OFDM QPSK	167300	836.5	53@26	Inner_Full	21.72
15	20	CP-OFDM 16QAM	167300	836.5	53@26	Inner_Full	21.16
15	20	CP-OFDM 64QAM	167300	836.5	53@26	Inner_Full	19.65
15	20	CP-OFDM 256QAM	167300	836.5	53@26	Inner_Full	16.70
15	20	DFT-s-OFDM QPSK	167300	836.5	2@104	Edge_Full_Right	22.29
15	20	DFT-s-OFDM QPSK	167300	836.5	2@0	Edge_Full_Left	22.24
15	20	DFT-s-OFDM QPSK	167300	836.5	1@104	Inner_1RB_Right	23.19
15	20	DFT-s-OFDM QPSK	167300	836.5	1@1	Inner_1RB_Left	23.18
15	20	DFT-s-OFDM QPSK	167300	836.5	100@0	Outer_Full	22.28
15	10	DFT-s-OFDM QPSK	167300	836.5	25@12	Inner_Full	23.17
15	15	DFT-s-OFDM QPSK	167300	836.5	36@18	Inner_Full	23.28

Ant.3 - NR n30 Power Level A1 (Tune up: 18.0)

SCS (kHz)	BW (MHz)	Modulation	Channel	Frequency (MHz)	RB allocation		Conducted Power (dBm)
15	5	DFT-s-OFDM QPSK	462500	2312.5	12@6	Inner_Full	16.53
15	5	DFT-s-OFDM QPSK	462000	2310.0	12@6	Inner_Full	16.52
15	5	DFT-s-OFDM QPSK	461500	2307.5	12@6	Inner_Full	16.53
15	10	DFT-s-OFDM QPSK	462000	2310.0	25@12	Inner_Full	16.56
15	5	DFT-s-OFDM PI/2 BPSK	462000	2310.0	12@6	Inner_Full	16.55
15	5	DFT-s-OFDM 16QAM	462000	2310.0	12@6	Inner_Full	16.48
15	5	DFT-s-OFDM 64QAM	462000	2310.0	12@6	Inner_Full	16.52
15	5	DFT-s-OFDM 256QAM	462000	2310.0	12@6	Inner_Full	16.46
15	5	CP-OFDM QPSK	462000	2310.0	13@6	Inner_Full	16.51
15	5	CP-OFDM 16QAM	462000	2310.0	13@6	Inner_Full	16.46
15	5	CP-OFDM 64QAM	462000	2310.0	13@6	Inner_Full	16.46
15	5	CP-OFDM 256QAM	462000	2310.0	13@6	Inner_Full	16.46
15	5	DFT-s-OFDM QPSK	462000	2310.0	2@23	Edge_Full_Right	16.54
15	5	DFT-s-OFDM QPSK	462000	2310.0	2@0	Edge_Full_Left	16.54
15	5	DFT-s-OFDM QPSK	462000	2310.0	1@23	Inner_1RB_Right	16.49
15	5	DFT-s-OFDM QPSK	462000	2310.0	1@1	Inner_1RB_Left	16.54
15	5	DFT-s-OFDM QPSK	462000	2310.0	25@0	Outer_Full	16.47

Ant.3 - NR n30 Power Level A2/B2 (Tune up: 15.0)

SCS (kHz)	BW (MHz)	Modulation	Channel	Frequency (MHz)	RB allocation		Conducted Power (dBm)
15	5	DFT-s-OFDM QPSK	462500	2312.5	12@6	Inner_Full	13.41
15	5	DFT-s-OFDM QPSK	462000	2310.0	12@6	Inner_Full	13.41
15	5	DFT-s-OFDM QPSK	461500	2307.5	12@6	Inner_Full	13.44
15	10	DFT-s-OFDM QPSK	462000	2310.0	25@12	Inner_Full	13.48
15	5	DFT-s-OFDM PI/2 BPSK	462000	2310.0	12@6	Inner_Full	13.46
15	5	DFT-s-OFDM 16QAM	462000	2310.0	12@6	Inner_Full	13.43
15	5	DFT-s-OFDM 64QAM	462000	2310.0	12@6	Inner_Full	13.46
15	5	DFT-s-OFDM 256QAM	462000	2310.0	12@6	Inner_Full	13.45
15	5	CP-OFDM QPSK	462000	2310.0	13@6	Inner_Full	13.40
15	5	CP-OFDM 16QAM	462000	2310.0	13@6	Inner_Full	13.45
15	5	CP-OFDM 64QAM	462000	2310.0	13@6	Inner_Full	13.42
15	5	CP-OFDM 256QAM	462000	2310.0	13@6	Inner_Full	13.41
15	5	DFT-s-OFDM QPSK	462000	2310.0	2@23	Edge_Full_Right	13.44
15	5	DFT-s-OFDM QPSK	462000	2310.0	2@0	Edge_Full_Left	13.39
15	5	DFT-s-OFDM QPSK	462000	2310.0	1@23	Inner_1RB_Right	13.40
15	5	DFT-s-OFDM QPSK	462000	2310.0	1@1	Inner_1RB_Left	13.42
15	5	DFT-s-OFDM QPSK	462000	2310.0	25@0	Outer_Full	13.40

Ant.3 - NR n30 Power Level B1/D2 (Tune up: 18.5)

SCS (kHz)	BW (MHz)	Modulation	Channel	Frequency (MHz)	RB allocation		Conducted Power (dBm)
15	5	DFT-s-OFDM QPSK	462500	2312.5	12@6	Inner_Full	17.03
15	5	DFT-s-OFDM QPSK	462000	2310.0	12@6	Inner_Full	16.97
15	5	DFT-s-OFDM QPSK	461500	2307.5	12@6	Inner_Full	16.99
15	10	DFT-s-OFDM QPSK	462000	2310.0	25@12	Inner_Full	17.07
15	5	DFT-s-OFDM PI/2 BPSK	462000	2310.0	12@6	Inner_Full	17.01
15	5	DFT-s-OFDM 16QAM	462000	2310.0	12@6	Inner_Full	16.97
15	5	DFT-s-OFDM 64QAM	462000	2310.0	12@6	Inner_Full	17.04
15	5	DFT-s-OFDM 256QAM	462000	2310.0	12@6	Inner_Full	17.06
15	5	CP-OFDM QPSK	462000	2310.0	13@6	Inner_Full	17.05
15	5	CP-OFDM 16QAM	462000	2310.0	13@6	Inner_Full	17.04
15	5	CP-OFDM 64QAM	462000	2310.0	13@6	Inner_Full	16.97
15	5	CP-OFDM 256QAM	462000	2310.0	13@6	Inner_Full	16.86
15	5	DFT-s-OFDM QPSK	462000	2310.0	2@23	Edge_Full_Right	17.06
15	5	DFT-s-OFDM QPSK	462000	2310.0	2@0	Edge_Full_Left	16.97
15	5	DFT-s-OFDM QPSK	462000	2310.0	1@23	Inner_1RB_Right	17.04
15	5	DFT-s-OFDM QPSK	462000	2310.0	1@1	Inner_1RB_Left	17.06
15	5	DFT-s-OFDM QPSK	462000	2310.0	25@0	Outer_Full	17.01

Ant.3 - NR n30 Power Level C1/C2 (Tune up: 25.0)

SCS (kHz)	BW (MHz)	Modulation	Channel	Frequency (MHz)	RB allocation		Conducted Power (dBm)
15	5	DFT-s-OFDM QPSK	462500	2312.5	12@6	Inner_Full	23.47
15	5	DFT-s-OFDM QPSK	462000	2310.0	12@6	Inner_Full	23.48
15	5	DFT-s-OFDM QPSK	461500	2307.5	12@6	Inner_Full	23.46
15	10	DFT-s-OFDM QPSK	462000	2310.0	25@12	Inner_Full	23.53
15	5	DFT-s-OFDM PI/2 BPSK	462000	2310.0	12@6	Inner_Full	23.52
15	5	DFT-s-OFDM 16QAM	462000	2310.0	12@6	Inner_Full	22.36
15	5	DFT-s-OFDM 64QAM	462000	2310.0	12@6	Inner_Full	20.82
15	5	DFT-s-OFDM 256QAM	462000	2310.0	12@6	Inner_Full	18.90
15	5	CP-OFDM QPSK	462000	2310.0	13@6	Inner_Full	21.88
15	5	CP-OFDM 16QAM	462000	2310.0	13@6	Inner_Full	21.45
15	5	CP-OFDM 64QAM	462000	2310.0	13@6	Inner_Full	19.88
15	5	CP-OFDM 256QAM	462000	2310.0	13@6	Inner_Full	16.83
15	5	DFT-s-OFDM QPSK	462000	2310.0	2@23	Edge_Full_Right	22.31
15	5	DFT-s-OFDM QPSK	462000	2310.0	2@0	Edge_Full_Left	22.26
15	5	DFT-s-OFDM QPSK	462000	2310.0	1@23	Inner_1RB_Right	23.26
15	5	DFT-s-OFDM QPSK	462000	2310.0	1@1	Inner_1RB_Left	23.21
15	5	DFT-s-OFDM QPSK	462000	2310.0	25@0	Outer_Full	22.28

Ant.3 - NR n30 Power Level D1 (Tune up: 21.5)

SCS (kHz)	BW (MHz)	Modulation	Channel	Frequency (MHz)	RB allocation		Conducted Power (dBm)
15	5	DFT-s-OFDM QPSK	462500	2312.5	12@6	Inner_Full	19.97
15	5	DFT-s-OFDM QPSK	462000	2310.0	12@6	Inner_Full	19.98
15	5	DFT-s-OFDM QPSK	461500	2307.5	12@6	Inner_Full	19.98
15	10	DFT-s-OFDM QPSK	462000	2310.0	25@12	Inner_Full	20.06
15	5	DFT-s-OFDM PI/2 BPSK	462000	2310.0	12@6	Inner_Full	19.98
15	5	DFT-s-OFDM 16QAM	462000	2310.0	12@6	Inner_Full	19.96
15	5	DFT-s-OFDM 64QAM	462000	2310.0	12@6	Inner_Full	19.96
15	5	DFT-s-OFDM 256QAM	462000	2310.0	12@6	Inner_Full	18.94
15	5	CP-OFDM QPSK	462000	2310.0	13@6	Inner_Full	20.01
15	5	CP-OFDM 16QAM	462000	2310.0	13@6	Inner_Full	20.03
15	5	CP-OFDM 64QAM	462000	2310.0	13@6	Inner_Full	19.90
15	5	CP-OFDM 256QAM	462000	2310.0	13@6	Inner_Full	16.82
15	5	DFT-s-OFDM QPSK	462000	2310.0	2@23	Edge_Full_Right	19.96
15	5	DFT-s-OFDM QPSK	462000	2310.0	2@0	Edge_Full_Left	19.98
15	5	DFT-s-OFDM QPSK	462000	2310.0	1@23	Inner_1RB_Right	19.96
15	5	DFT-s-OFDM QPSK	462000	2310.0	1@1	Inner_1RB_Left	19.98
15	5	DFT-s-OFDM QPSK	462000	2310.0	25@0	Outer_Full	19.97

Ant.3 - NR n66 Power Level A1 (Tune up: 19.0)

SCS (kHz)	BW (MHz)	Modulation	Channel	Frequency (MHz)	RB allocation		Conducted Power (dBm)
15	5	DFT-s-OFDM QPSK	355500	1777.5	12@6	Inner_Full	17.41
15	5	DFT-s-OFDM QPSK	349000	1745.0	12@6	Inner_Full	17.48
15	5	DFT-s-OFDM QPSK	342500	1712.5	12@6	Inner_Full	17.47
15	45	DFT-s-OFDM QPSK	351500	1757.5	120@60	Inner_Full	17.45
15	45	DFT-s-OFDM QPSK	349000	1745.0	120@60	Inner_Full	17.51
15	45	DFT-s-OFDM QPSK	346500	1732.5	120@60	Inner_Full	17.48
15	45	DFT-s-OFDM PI/2 BPSK	349000	1745.0	120@60	Inner_Full	17.50
15	45	DFT-s-OFDM 16QAM	349000	1745.0	120@60	Inner_Full	17.50
15	45	DFT-s-OFDM 64QAM	349000	1745.0	120@60	Inner_Full	17.42
15	45	DFT-s-OFDM 256QAM	349000	1745.0	120@60	Inner_Full	17.47
15	45	CP-OFDM QPSK	349000	1745.0	120@60	Inner_Full	17.49
15	45	CP-OFDM 16QAM	349000	1745.0	120@60	Inner_Full	17.43
15	45	CP-OFDM 64QAM	349000	1745.0	120@60	Inner_Full	17.41
15	45	CP-OFDM 256QAM	349000	1745.0	120@60	Inner_Full	16.95
15	45	DFT-s-OFDM QPSK	349000	1745.0	2@240	Edge_Full_Right	17.43
15	45	DFT-s-OFDM QPSK	349000	1745.0	2@0	Edge_Full_Left	17.45
15	45	DFT-s-OFDM QPSK	349000	1745.0	1@240	Inner_1RB_Right	17.46
15	45	DFT-s-OFDM QPSK	349000	1745.0	1@1	Inner_1RB_Left	17.50
15	45	DFT-s-OFDM QPSK	349000	1745.0	240@0	Outer_Full	17.42
15	10	DFT-s-OFDM QPSK	349000	1745.0	25@12	Inner_Full	17.46
15	15	DFT-s-OFDM QPSK	349000	1745.0	36@18	Inner_Full	17.50
15	20	DFT-s-OFDM QPSK	349000	1745.0	50@25	Inner_Full	17.47
15	25	DFT-s-OFDM QPSK	349000	1745.0	64@32	Inner_Full	17.43
15	30	DFT-s-OFDM QPSK	349000	1745.0	80@40	Inner_Full	17.44
15	35	DFT-s-OFDM QPSK	349000	1745.0	90@45	Inner_Full	17.47
15	40	DFT-s-OFDM QPSK	349000	1745.0	108@54	Inner_Full	17.45

Ant.3 - NR n66 Power Level A2 (Tune up: 15.0)

SCS (kHz)	BW (MHz)	Modulation	Channel	Frequency (MHz)	RB allocation		Conducted Power (dBm)
15	5	DFT-s-OFDM QPSK	355500	1777.5	12@6	Inner_Full	13.42
15	5	DFT-s-OFDM QPSK	349000	1745.0	12@6	Inner_Full	13.44
15	5	DFT-s-OFDM QPSK	342500	1712.5	12@6	Inner_Full	13.45
15	45	DFT-s-OFDM QPSK	351500	1757.5	120@60	Inner_Full	13.45
15	45	DFT-s-OFDM QPSK	349000	1745.0	120@60	Inner_Full	13.52
15	45	DFT-s-OFDM QPSK	346500	1732.5	120@60	Inner_Full	13.42
15	45	DFT-s-OFDM PI/2 BPSK	349000	1745.0	120@60	Inner_Full	13.44
15	45	DFT-s-OFDM 16QAM	349000	1745.0	120@60	Inner_Full	13.42
15	45	DFT-s-OFDM 64QAM	349000	1745.0	120@60	Inner_Full	13.49
15	45	DFT-s-OFDM 256QAM	349000	1745.0	120@60	Inner_Full	13.49
15	45	CP-OFDM QPSK	349000	1745.0	120@60	Inner_Full	13.48
15	45	CP-OFDM 16QAM	349000	1745.0	120@60	Inner_Full	13.51
15	45	CP-OFDM 64QAM	349000	1745.0	120@60	Inner_Full	13.44
15	45	CP-OFDM 256QAM	349000	1745.0	120@60	Inner_Full	13.48
15	45	DFT-s-OFDM QPSK	349000	1745.0	2@240	Edge_Full_Right	13.48
15	45	DFT-s-OFDM QPSK	349000	1745.0	2@0	Edge_Full_Left	13.49
15	45	DFT-s-OFDM QPSK	349000	1745.0	1@240	Inner_1RB_Right	13.51
15	45	DFT-s-OFDM QPSK	349000	1745.0	1@1	Inner_1RB_Left	13.45
15	45	DFT-s-OFDM QPSK	349000	1745.0	240@0	Outer_Full	13.48
15	10	DFT-s-OFDM QPSK	349000	1745.0	25@12	Inner_Full	13.43
15	15	DFT-s-OFDM QPSK	349000	1745.0	36@18	Inner_Full	13.46
15	20	DFT-s-OFDM QPSK	349000	1745.0	50@25	Inner_Full	13.43
15	25	DFT-s-OFDM QPSK	349000	1745.0	64@32	Inner_Full	13.48
15	30	DFT-s-OFDM QPSK	349000	1745.0	80@40	Inner_Full	13.51
15	35	DFT-s-OFDM QPSK	349000	1745.0	90@45	Inner_Full	13.51
15	40	DFT-s-OFDM QPSK	349000	1745.0	108@54	Inner_Full	13.43

Ant.3 - NR n66 Power Level B1 (Tune up: 22.5)

15	5	DFT-s-OFDM QPSK	355500	1777.5	12@6	Inner_Full	21.00
15	5	DFT-s-OFDM QPSK	349000	1745.0	12@6	Inner_Full	21.03
15	5	DFT-s-OFDM QPSK	342500	1712.5	12@6	Inner_Full	20.96
15	45	DFT-s-OFDM QPSK	351500	1757.5	120@60	Inner_Full	20.95
15	45	DFT-s-OFDM QPSK	349000	1745.0	120@60	Inner_Full	21.20
15	45	DFT-s-OFDM QPSK	346500	1732.5	120@60	Inner_Full	21.03
15	45	DFT-s-OFDM PI/2 BPSK	349000	1745.0	120@60	Inner_Full	20.97
15	45	DFT-s-OFDM 16QAM	349000	1745.0	120@60	Inner_Full	20.95
15	45	DFT-s-OFDM 64QAM	349000	1745.0	120@60	Inner_Full	21.01
15	45	DFT-s-OFDM 256QAM	349000	1745.0	120@60	Inner_Full	19.03
15	45	CP-OFDM QPSK	349000	1745.0	120@60	Inner_Full	20.96
15	45	CP-OFDM 16QAM	349000	1745.0	120@60	Inner_Full	20.99
15	45	CP-OFDM 64QAM	349000	1745.0	120@60	Inner_Full	19.92
15	45	CP-OFDM 256QAM	349000	1745.0	120@60	Inner_Full	16.96
15	45	DFT-s-OFDM QPSK	349000	1745.0	2@240	Edge_Full_Right	20.98
15	45	DFT-s-OFDM QPSK	349000	1745.0	2@0	Edge_Full_Left	21.03
15	45	DFT-s-OFDM QPSK	349000	1745.0	1@240	Inner_1RB_Right	21.02
15	45	DFT-s-OFDM QPSK	349000	1745.0	1@1	Inner_1RB_Left	21.04
15	45	DFT-s-OFDM QPSK	349000	1745.0	240@0	Outer_Full	21.03
15	10	DFT-s-OFDM QPSK	349000	1745.0	25@12	Inner_Full	20.99
15	15	DFT-s-OFDM QPSK	349000	1745.0	36@18	Inner_Full	20.98
15	20	DFT-s-OFDM QPSK	349000	1745.0	50@25	Inner_Full	20.96
15	25	DFT-s-OFDM QPSK	349000	1745.0	64@32	Inner_Full	20.95
15	30	DFT-s-OFDM QPSK	349000	1745.0	80@40	Inner_Full	21.00
15	35	DFT-s-OFDM QPSK	349000	1745.0	90@45	Inner_Full	20.95
15	40	DFT-s-OFDM QPSK	349000	1745.0	108@54	Inner_Full	21.03

Ant.3 - NR n66 Power Level B2 (Tune up: 19.5)

SCS (kHz)	BW (MHz)	Modulation	Channel	Frequency (MHz)	RB allocation		Conducted Power (dBm)
15	5	DFT-s-OFDM QPSK	355500	1777.5	12@6	Inner_Full	17.99
15	5	DFT-s-OFDM QPSK	349000	1745.0	12@6	Inner_Full	17.99
15	5	DFT-s-OFDM QPSK	342500	1712.5	12@6	Inner_Full	17.99
15	45	DFT-s-OFDM QPSK	351500	1757.5	120@60	Inner_Full	17.94
15	45	DFT-s-OFDM QPSK	349000	1745.0	120@60	Inner_Full	18.02
15	45	DFT-s-OFDM QPSK	346500	1732.5	120@60	Inner_Full	17.94
15	45	DFT-s-OFDM PI/2 BPSK	349000	1745.0	120@60	Inner_Full	17.92
15	45	DFT-s-OFDM 16QAM	349000	1745.0	120@60	Inner_Full	17.94
15	45	DFT-s-OFDM 64QAM	349000	1745.0	120@60	Inner_Full	17.96
15	45	DFT-s-OFDM 256QAM	349000	1745.0	120@60	Inner_Full	18.00
15	45	CP-OFDM QPSK	349000	1745.0	120@60	Inner_Full	17.97
15	45	CP-OFDM 16QAM	349000	1745.0	120@60	Inner_Full	17.98
15	45	CP-OFDM 64QAM	349000	1745.0	120@60	Inner_Full	17.97
15	45	CP-OFDM 256QAM	349000	1745.0	120@60	Inner_Full	16.99
15	45	DFT-s-OFDM QPSK	349000	1745.0	2@240	Edge_Full_Right	17.93
15	45	DFT-s-OFDM QPSK	349000	1745.0	2@0	Edge_Full_Left	18.00
15	45	DFT-s-OFDM QPSK	349000	1745.0	1@240	Inner_1RB_Right	18.00
15	45	DFT-s-OFDM QPSK	349000	1745.0	1@1	Inner_1RB_Left	17.95
15	45	DFT-s-OFDM QPSK	349000	1745.0	240@0	Outer_Full	17.99
15	10	DFT-s-OFDM QPSK	349000	1745.0	25@12	Inner_Full	18.01
15	15	DFT-s-OFDM QPSK	349000	1745.0	36@18	Inner_Full	18.01
15	20	DFT-s-OFDM QPSK	349000	1745.0	50@25	Inner_Full	17.95
15	25	DFT-s-OFDM QPSK	349000	1745.0	64@32	Inner_Full	17.96
15	30	DFT-s-OFDM QPSK	349000	1745.0	80@40	Inner_Full	17.95
15	35	DFT-s-OFDM QPSK	349000	1745.0	90@45	Inner_Full	17.97
15	40	DFT-s-OFDM QPSK	349000	1745.0	108@54	Inner_Full	17.93

Ant.3 - NR n66 Power Level C1 (Tune up: 25.0)

SCS (kHz)	BW (MHz)	Modulation	Channel	Frequency (MHz)	RB allocation		Conducted Power (dBm)
15	5	DFT-s-OFDM QPSK	355500	1777.5	12@6	Inner_Full	23.46
15	5	DFT-s-OFDM QPSK	349000	1745.0	12@6	Inner_Full	23.50
15	5	DFT-s-OFDM QPSK	342500	1712.5	12@6	Inner_Full	23.55
15	45	DFT-s-OFDM QPSK	351500	1757.5	120@60	Inner_Full	23.43
15	45	DFT-s-OFDM QPSK	349000	1745.0	120@60	Inner_Full	23.56
15	45	DFT-s-OFDM QPSK	346500	1732.5	120@60	Inner_Full	23.46
15	45	DFT-s-OFDM PI/2 BPSK	349000	1745.0	120@60	Inner_Full	23.48
15	45	DFT-s-OFDM 16QAM	349000	1745.0	120@60	Inner_Full	22.45
15	45	DFT-s-OFDM 64QAM	349000	1745.0	120@60	Inner_Full	21.02
15	45	DFT-s-OFDM 256QAM	349000	1745.0	120@60	Inner_Full	19.00
15	45	CP-OFDM QPSK	349000	1745.0	120@60	Inner_Full	21.95
15	45	CP-OFDM 16QAM	349000	1745.0	120@60	Inner_Full	21.42
15	45	CP-OFDM 64QAM	349000	1745.0	120@60	Inner_Full	19.91
15	45	CP-OFDM 256QAM	349000	1745.0	120@60	Inner_Full	16.94
15	45	DFT-s-OFDM QPSK	349000	1745.0	2@240	Edge_Full_Right	22.39
15	45	DFT-s-OFDM QPSK	349000	1745.0	2@0	Edge_Full_Left	22.41
15	45	DFT-s-OFDM QPSK	349000	1745.0	1@240	Inner_1RB_Right	23.33
15	45	DFT-s-OFDM QPSK	349000	1745.0	1@1	Inner_1RB_Left	23.30
15	45	DFT-s-OFDM QPSK	349000	1745.0	240@0	Outer_Full	22.39
15	10	DFT-s-OFDM QPSK	349000	1745.0	25@12	Inner_Full	23.37
15	15	DFT-s-OFDM QPSK	349000	1745.0	36@18	Inner_Full	23.41
15	20	DFT-s-OFDM QPSK	349000	1745.0	50@25	Inner_Full	22.46
15	25	DFT-s-OFDM QPSK	349000	1745.0	64@32	Inner_Full	23.37
15	30	DFT-s-OFDM QPSK	349000	1745.0	80@40	Inner_Full	23.43
15	35	DFT-s-OFDM QPSK	349000	1745.0	90@45	Inner_Full	23.42
15	40	DFT-s-OFDM QPSK	349000	1745.0	108@54	Inner_Full	23.43

Ant.3 - NR n66 Power Level C2 (Tune up: 24.0)

SCS (kHz)	BW (MHz)	Modulation	Channel	Frequency (MHz)	RB allocation		Conducted Power (dBm)
15	5	DFT-s-OFDM QPSK	355500	1777.5	12@6	Inner_Full	22.51
15	5	DFT-s-OFDM QPSK	349000	1745.0	12@6	Inner_Full	22.49
15	5	DFT-s-OFDM QPSK	342500	1712.5	12@6	Inner_Full	22.53
15	45	DFT-s-OFDM QPSK	351500	1757.5	120@60	Inner_Full	22.48
15	45	DFT-s-OFDM QPSK	349000	1745.0	120@60	Inner_Full	22.54
15	45	DFT-s-OFDM QPSK	346500	1732.5	120@60	Inner_Full	22.52
15	45	DFT-s-OFDM PI/2 BPSK	349000	1745.0	120@60	Inner_Full	22.48
15	45	DFT-s-OFDM 16QAM	349000	1745.0	120@60	Inner_Full	22.46
15	45	DFT-s-OFDM 64QAM	349000	1745.0	120@60	Inner_Full	21.00
15	45	DFT-s-OFDM 256QAM	349000	1745.0	120@60	Inner_Full	18.97
15	45	CP-OFDM QPSK	349000	1745.0	120@60	Inner_Full	21.97
15	45	CP-OFDM 16QAM	349000	1745.0	120@60	Inner_Full	21.38
15	45	CP-OFDM 64QAM	349000	1745.0	120@60	Inner_Full	19.87
15	45	CP-OFDM 256QAM	349000	1745.0	120@60	Inner_Full	16.93
15	45	DFT-s-OFDM QPSK	349000	1745.0	2@240	Edge_Full_Right	22.35
15	45	DFT-s-OFDM QPSK	349000	1745.0	2@0	Edge_Full_Left	22.46
15	45	DFT-s-OFDM QPSK	349000	1745.0	1@240	Inner_1RB_Right	22.53
15	45	DFT-s-OFDM QPSK	349000	1745.0	1@1	Inner_1RB_Left	22.50
15	45	DFT-s-OFDM QPSK	349000	1745.0	240@0	Outer_Full	22.44
15	10	DFT-s-OFDM QPSK	349000	1745.0	25@12	Inner_Full	22.49
15	15	DFT-s-OFDM QPSK	349000	1745.0	36@18	Inner_Full	22.50
15	20	DFT-s-OFDM QPSK	349000	1745.0	50@25	Inner_Full	22.45
15	25	DFT-s-OFDM QPSK	349000	1745.0	64@32	Inner_Full	22.49
15	30	DFT-s-OFDM QPSK	349000	1745.0	80@40	Inner_Full	22.47
15	35	DFT-s-OFDM QPSK	349000	1745.0	90@45	Inner_Full	22.47
15	40	DFT-s-OFDM QPSK	349000	1745.0	108@54	Inner_Full	22.51

Ant.2 - NR n66 Power Level A1/A2/B1/B2/C1/C2 (Tune up: 24.0)

SCS (kHz)	BW (MHz)	Modulation	Channel	Frequency (MHz)	RB allocation		Conducted Power (dBm)
15	5	DFT-s-OFDM QPSK	355500	1777.5	12@6	Inner_Full	22.51
15	5	DFT-s-OFDM QPSK	349000	1745.0	12@6	Inner_Full	22.44
15	5	DFT-s-OFDM QPSK	342500	1712.5	12@6	Inner_Full	22.43
15	45	DFT-s-OFDM QPSK	351500	1757.5	120@60	Inner_Full	22.52
15	45	DFT-s-OFDM QPSK	349000	1745.0	120@60	Inner_Full	22.54
15	45	DFT-s-OFDM QPSK	346500	1732.5	120@60	Inner_Full	22.49
15	45	DFT-s-OFDM PI/2 BPSK	349000	1745.0	120@60	Inner_Full	22.51
15	45	DFT-s-OFDM 16QAM	349000	1745.0	120@60	Inner_Full	21.55
15	45	DFT-s-OFDM 64QAM	349000	1745.0	120@60	Inner_Full	20.11
15	45	DFT-s-OFDM 256QAM	349000	1745.0	120@60	Inner_Full	18.04
15	45	CP-OFDM QPSK	349000	1745.0	120@60	Inner_Full	20.99
15	45	CP-OFDM 16QAM	349000	1745.0	120@60	Inner_Full	20.48
15	45	CP-OFDM 64QAM	349000	1745.0	120@60	Inner_Full	18.95
15	45	CP-OFDM 256QAM	349000	1745.0	120@60	Inner_Full	15.99
15	45	DFT-s-OFDM QPSK	349000	1745.0	2@240	Edge_Full_Right	21.54
15	45	DFT-s-OFDM QPSK	349000	1745.0	2@0	Edge_Full_Left	21.38
15	45	DFT-s-OFDM QPSK	349000	1745.0	1@240	Inner_1RB_Right	22.44
15	45	DFT-s-OFDM QPSK	349000	1745.0	1@1	Inner_1RB_Left	22.24
15	45	DFT-s-OFDM QPSK	349000	1745.0	240@0	Outer_Full	21.50
15	10	DFT-s-OFDM QPSK	349000	1745.0	25@12	Inner_Full	22.44
15	15	DFT-s-OFDM QPSK	349000	1745.0	36@18	Inner_Full	22.47
15	20	DFT-s-OFDM QPSK	349000	1745.0	50@25	Inner_Full	22.51
15	25	DFT-s-OFDM QPSK	349000	1745.0	64@32	Inner_Full	22.48
15	30	DFT-s-OFDM QPSK	349000	1745.0	80@40	Inner_Full	22.52
15	35	DFT-s-OFDM QPSK	349000	1745.0	90@45	Inner_Full	22.51
15	40	DFT-s-OFDM QPSK	349000	1745.0	108@54	Inner_Full	22.53

Ant.4 - NR n77 PC2 Part 27Q Power Level A1 (Tune up: 16.5)

SCS (kHz)	BW (MHz)	Modulation	Channel	Frequency (MHz)	RB allocation		Conducted Power (dBm)
30	10	DFT-s-OFDM QPSK	635668	3535.0	12@6	Inner_Full	15.15
30	10	DFT-s-OFDM QPSK	633334	3500.0	12@6	Inner_Full	15.22
30	10	DFT-s-OFDM QPSK	631000	3465.0	12@6	Inner_Full	15.15
30	100	DFT-s-OFDM QPSK	633334	3500.0	135@67	Inner_Full	15.25
30	100	DFT-s-OFDM PI/2 BPSK	633334	3500.0	135@67	Inner_Full	15.19
30	100	DFT-s-OFDM 16QAM	633334	3500.0	135@67	Inner_Full	15.19
30	100	DFT-s-OFDM 64QAM	633334	3500.0	135@67	Inner_Full	15.22
30	100	DFT-s-OFDM 256QAM	633334	3500.0	135@67	Inner_Full	15.18
30	100	CP-OFDM QPSK	633334	3500.0	135@67	Inner_Full	15.17
30	100	CP-OFDM 16QAM	633334	3500.0	135@67	Inner_Full	15.18
30	100	CP-OFDM 64QAM	633334	3500.0	135@67	Inner_Full	15.19
30	100	CP-OFDM 256QAM	633334	3500.0	135@67	Inner_Full	15.21
30	100	DFT-s-OFDM QPSK	633334	3500.0	2@271	Edge_Full_Right	15.15
30	100	DFT-s-OFDM QPSK	633334	3500.0	2@0	Edge_Full_Left	15.23
30	100	DFT-s-OFDM QPSK	633334	3500.0	1@271	Inner_1RB_Right	15.23
30	100	DFT-s-OFDM QPSK	633334	3500.0	1@1	Inner_1RB_Left	15.22
30	100	DFT-s-OFDM QPSK	633334	3500.0	270@0	Outer_Full	15.15
30	15	DFT-s-OFDM QPSK	633334	3500.0	18@9	Inner_Full	15.17
30	20	DFT-s-OFDM QPSK	633334	3500.0	25@12	Inner_Full	15.15
30	25	DFT-s-OFDM QPSK	633334	3500.0	32@16	Inner_Full	15.20
30	30	DFT-s-OFDM QPSK	633334	3500.0	36@18	Inner_Full	15.22
30	40	DFT-s-OFDM QPSK	633334	3500.0	50@25	Inner_Full	15.15
30	50	DFT-s-OFDM QPSK	633334	3500.0	64@32	Inner_Full	15.20
30	60	DFT-s-OFDM QPSK	633334	3500.0	81@40	Inner_Full	15.17
30	70	DFT-s-OFDM QPSK	633334	3500.0	90@45	Inner_Full	15.19
30	80	DFT-s-OFDM QPSK	633334	3500.0	108@54	Inner_Full	15.15
30	90	DFT-s-OFDM QPSK	633334	3500.0	120@60	Inner_Full	15.23

Ant.4 - NR n77 PC2 Part 27Q Power Level A2 (Tune up: 15.5)

SCS (kHz)	BW (MHz)	Modulation	Channel	Frequency (MHz)	RB allocation		Conducted Power (dBm)
30	10	DFT-s-OFDM QPSK	635668	3535.0	12@6	Inner_Full	14.09
30	10	DFT-s-OFDM QPSK	633334	3500.0	12@6	Inner_Full	14.16
30	10	DFT-s-OFDM QPSK	631000	3465.0	12@6	Inner_Full	13.99
30	100	DFT-s-OFDM QPSK	633334	3500.0	135@67	Inner_Full	14.29
30	100	DFT-s-OFDM PI/2 BPSK	633334	3500.0	135@67	Inner_Full	14.13
30	100	DFT-s-OFDM 16QAM	633334	3500.0	135@67	Inner_Full	14.11
30	100	DFT-s-OFDM 64QAM	633334	3500.0	135@67	Inner_Full	14.13
30	100	DFT-s-OFDM 256QAM	633334	3500.0	135@67	Inner_Full	14.09
30	100	CP-OFDM QPSK	633334	3500.0	135@67	Inner_Full	14.04
30	100	CP-OFDM 16QAM	633334	3500.0	135@67	Inner_Full	14.11
30	100	CP-OFDM 64QAM	633334	3500.0	135@67	Inner_Full	14.10
30	100	CP-OFDM 256QAM	633334	3500.0	135@67	Inner_Full	14.12
30	100	DFT-s-OFDM QPSK	633334	3500.0	2@271	Edge_Full_Right	14.04
30	100	DFT-s-OFDM QPSK	633334	3500.0	2@0	Edge_Full_Left	14.07
30	100	DFT-s-OFDM QPSK	633334	3500.0	1@271	Inner_1RB_Right	14.16
30	100	DFT-s-OFDM QPSK	633334	3500.0	1@1	Inner_1RB_Left	14.12
30	100	DFT-s-OFDM QPSK	633334	3500.0	270@0	Outer_Full	13.99
30	15	DFT-s-OFDM QPSK	633334	3500.0	18@9	Inner_Full	14.10
30	20	DFT-s-OFDM QPSK	633334	3500.0	25@12	Inner_Full	14.08
30	25	DFT-s-OFDM QPSK	633334	3500.0	32@16	Inner_Full	14.12
30	30	DFT-s-OFDM QPSK	633334	3500.0	36@18	Inner_Full	14.12
30	40	DFT-s-OFDM QPSK	633334	3500.0	50@25	Inner_Full	14.01
30	50	DFT-s-OFDM QPSK	633334	3500.0	64@32	Inner_Full	14.12
30	60	DFT-s-OFDM QPSK	633334	3500.0	81@40	Inner_Full	14.09
30	70	DFT-s-OFDM QPSK	633334	3500.0	90@45	Inner_Full	14.09
30	80	DFT-s-OFDM QPSK	633334	3500.0	108@54	Inner_Full	14.02
30	90	DFT-s-OFDM QPSK	633334	3500.0	120@60	Inner_Full	14.14

Ant.4 - NR n77 PC2 Part 27Q Power Level B1 (Tune up: 23.5)

SCS (kHz)	BW (MHz)	Modulation	Channel	Frequency (MHz)	RB allocation		Conducted Power (dBm)
30	10	DFT-s-OFDM QPSK	635668	3535.0	12@6	Inner_Full	22.16
30	10	DFT-s-OFDM QPSK	633334	3500.0	12@6	Inner_Full	22.17
30	10	DFT-s-OFDM QPSK	631000	3465.0	12@6	Inner_Full	22.14
30	100	DFT-s-OFDM QPSK	633334	3500.0	135@67	Inner_Full	22.20
30	100	DFT-s-OFDM PI/2 BPSK	633334	3500.0	135@67	Inner_Full	22.11
30	100	DFT-s-OFDM 16QAM	633334	3500.0	135@67	Inner_Full	22.16
30	100	DFT-s-OFDM 64QAM	633334	3500.0	135@67	Inner_Full	22.13
30	100	DFT-s-OFDM 256QAM	633334	3500.0	135@67	Inner_Full	20.79
30	100	CP-OFDM QPSK	633334	3500.0	135@67	Inner_Full	22.11
30	100	CP-OFDM 16QAM	633334	3500.0	135@67	Inner_Full	22.13
30	100	CP-OFDM 64QAM	633334	3500.0	135@67	Inner_Full	21.69
30	100	CP-OFDM 256QAM	633334	3500.0	135@67	Inner_Full	18.97
30	100	DFT-s-OFDM QPSK	633334	3500.0	2@271	Edge_Full_Right	22.18
30	100	DFT-s-OFDM QPSK	633334	3500.0	2@0	Edge_Full_Left	21.67
30	100	DFT-s-OFDM QPSK	633334	3500.0	1@271	Inner_1RB_Right	22.13
30	100	DFT-s-OFDM QPSK	633334	3500.0	1@1	Inner_1RB_Left	22.12
30	100	DFT-s-OFDM QPSK	633334	3500.0	270@0	Outer_Full	22.10
30	15	DFT-s-OFDM QPSK	633334	3500.0	18@9	Inner_Full	22.10
30	20	DFT-s-OFDM QPSK	633334	3500.0	25@12	Inner_Full	22.14
30	25	DFT-s-OFDM QPSK	633334	3500.0	32@16	Inner_Full	22.14
30	30	DFT-s-OFDM QPSK	633334	3500.0	36@18	Inner_Full	22.13
30	40	DFT-s-OFDM QPSK	633334	3500.0	50@25	Inner_Full	22.14
30	50	DFT-s-OFDM QPSK	633334	3500.0	64@32	Inner_Full	22.14
30	60	DFT-s-OFDM QPSK	633334	3500.0	81@40	Inner_Full	22.18
30	70	DFT-s-OFDM QPSK	633334	3500.0	90@45	Inner_Full	22.18
30	80	DFT-s-OFDM QPSK	633334	3500.0	108@54	Inner_Full	22.10
30	90	DFT-s-OFDM QPSK	633334	3500.0	120@60	Inner_Full	22.14

Ant.4 - NR n77 PC2 Part 27Q Power Level B2 (Tune up: 20.5)

SCS (kHz)	BW (MHz)	Modulation	Channel	Frequency (MHz)	RB allocation		Conducted Power (dBm)
30	10	DFT-s-OFDM QPSK	635668	3535.0	12@6	Inner_Full	19.25
30	10	DFT-s-OFDM QPSK	633334	3500.0	12@6	Inner_Full	19.16
30	10	DFT-s-OFDM QPSK	631000	3465.0	12@6	Inner_Full	19.20
30	100	DFT-s-OFDM QPSK	633334	3500.0	135@67	Inner_Full	19.26
30	100	DFT-s-OFDM PI/2 BPSK	633334	3500.0	135@67	Inner_Full	19.25
30	100	DFT-s-OFDM 16QAM	633334	3500.0	135@67	Inner_Full	19.20
30	100	DFT-s-OFDM 64QAM	633334	3500.0	135@67	Inner_Full	19.19
30	100	DFT-s-OFDM 256QAM	633334	3500.0	135@67	Inner_Full	19.22
30	100	CP-OFDM QPSK	633334	3500.0	135@67	Inner_Full	19.22
30	100	CP-OFDM 16QAM	633334	3500.0	135@67	Inner_Full	19.17
30	100	CP-OFDM 64QAM	633334	3500.0	135@67	Inner_Full	19.16
30	100	CP-OFDM 256QAM	633334	3500.0	135@67	Inner_Full	18.98
30	100	DFT-s-OFDM QPSK	633334	3500.0	2@271	Edge_Full_Right	19.22
30	100	DFT-s-OFDM QPSK	633334	3500.0	2@0	Edge_Full_Left	19.23
30	100	DFT-s-OFDM QPSK	633334	3500.0	1@271	Inner_1RB_Right	19.18
30	100	DFT-s-OFDM QPSK	633334	3500.0	1@1	Inner_1RB_Left	19.20
30	100	DFT-s-OFDM QPSK	633334	3500.0	270@0	Outer_Full	19.24
30	15	DFT-s-OFDM QPSK	633334	3500.0	18@9	Inner_Full	19.22
30	20	DFT-s-OFDM QPSK	633334	3500.0	25@12	Inner_Full	19.19
30	25	DFT-s-OFDM QPSK	633334	3500.0	32@16	Inner_Full	19.19
30	30	DFT-s-OFDM QPSK	633334	3500.0	36@18	Inner_Full	19.25
30	40	DFT-s-OFDM QPSK	633334	3500.0	50@25	Inner_Full	19.21
30	50	DFT-s-OFDM QPSK	633334	3500.0	64@32	Inner_Full	19.18
30	60	DFT-s-OFDM QPSK	633334	3500.0	81@40	Inner_Full	19.18
30	70	DFT-s-OFDM QPSK	633334	3500.0	90@45	Inner_Full	19.22
30	80	DFT-s-OFDM QPSK	633334	3500.0	108@54	Inner_Full	19.22
30	90	DFT-s-OFDM QPSK	633334	3500.0	120@60	Inner_Full	19.22

Ant.4 - NR n77 PC2 Part 27Q Power Level C1/C2 (Tune up: 27.0)

SCS (kHz)	BW (MHz)	Modulation	Channel	Frequency (MHz)	RB allocation		Conducted Power (dBm)
30	10	DFT-s-OFDM QPSK	635668	3535.0	12@6	Inner_Full	25.74
30	10	DFT-s-OFDM QPSK	633334	3500.0	12@6	Inner_Full	25.55
30	10	DFT-s-OFDM QPSK	631000	3465.0	12@6	Inner_Full	25.42
30	100	DFT-s-OFDM QPSK	633334	3500.0	135@67	Inner_Full	25.75
30	100	DFT-s-OFDM PI/2 BPSK	633334	3500.0	135@67	Inner_Full	25.66
30	100	DFT-s-OFDM 16QAM	633334	3500.0	135@67	Inner_Full	24.56
30	100	DFT-s-OFDM 64QAM	633334	3500.0	135@67	Inner_Full	22.83
30	100	DFT-s-OFDM 256QAM	633334	3500.0	135@67	Inner_Full	20.74
30	100	CP-OFDM QPSK	633334	3500.0	135@67	Inner_Full	23.96
30	100	CP-OFDM 16QAM	633334	3500.0	135@67	Inner_Full	23.51
30	100	CP-OFDM 64QAM	633334	3500.0	135@67	Inner_Full	21.68
30	100	CP-OFDM 256QAM	633334	3500.0	135@67	Inner_Full	18.98
30	100	DFT-s-OFDM QPSK	633334	3500.0	2@271	Edge_Full_Right	22.28
30	100	DFT-s-OFDM QPSK	633334	3500.0	2@0	Edge_Full_Left	21.69
30	100	DFT-s-OFDM QPSK	633334	3500.0	1@271	Inner_1RB_Right	25.71
30	100	DFT-s-OFDM QPSK	633334	3500.0	1@1	Inner_1RB_Left	25.12
30	100	DFT-s-OFDM QPSK	633334	3500.0	270@0	Outer_Full	24.40
30	15	DFT-s-OFDM QPSK	633334	3500.0	18@9	Inner_Full	25.37
30	20	DFT-s-OFDM QPSK	633334	3500.0	25@12	Inner_Full	25.43
30	25	DFT-s-OFDM QPSK	633334	3500.0	32@16	Inner_Full	25.39
30	30	DFT-s-OFDM QPSK	633334	3500.0	36@18	Inner_Full	25.43
30	40	DFT-s-OFDM QPSK	633334	3500.0	50@25	Inner_Full	25.40
30	50	DFT-s-OFDM QPSK	633334	3500.0	64@32	Inner_Full	25.44
30	60	DFT-s-OFDM QPSK	633334	3500.0	81@40	Inner_Full	25.34
30	70	DFT-s-OFDM QPSK	633334	3500.0	90@45	Inner_Full	25.39
30	80	DFT-s-OFDM QPSK	633334	3500.0	108@54	Inner_Full	25.42
30	90	DFT-s-OFDM QPSK	633334	3500.0	120@60	Inner_Full	25.43

Ant.4 - NR n77 PC2 Part 27Q Power Level D1/D2 (Tune up: 24.0)

SCS (kHz)	BW (MHz)	Modulation	Channel	Frequency (MHz)	RB allocation		Conducted Power (dBm)
30	10	DFT-s-OFDM QPSK	635668	3535.0	12@6	Inner_Full	22.79
30	10	DFT-s-OFDM QPSK	633334	3500.0	12@6	Inner_Full	22.62
30	10	DFT-s-OFDM QPSK	631000	3465.0	12@6	Inner_Full	22.40
30	100	DFT-s-OFDM QPSK	633334	3500.0	135@67	Inner_Full	22.80
30	100	DFT-s-OFDM PI/2 BPSK	633334	3500.0	135@67	Inner_Full	22.56
30	100	DFT-s-OFDM 16QAM	633334	3500.0	135@67	Inner_Full	22.51
30	100	DFT-s-OFDM 64QAM	633334	3500.0	135@67	Inner_Full	22.52
30	100	DFT-s-OFDM 256QAM	633334	3500.0	135@67	Inner_Full	21.00
30	100	CP-OFDM QPSK	633334	3500.0	135@67	Inner_Full	22.45
30	100	CP-OFDM 16QAM	633334	3500.0	135@67	Inner_Full	22.48
30	100	CP-OFDM 64QAM	633334	3500.0	135@67	Inner_Full	21.95
30	100	CP-OFDM 256QAM	633334	3500.0	135@67	Inner_Full	18.95
30	100	DFT-s-OFDM QPSK	633334	3500.0	2@271	Edge_Full_Right	22.32
30	100	DFT-s-OFDM QPSK	633334	3500.0	2@0	Edge_Full_Left	21.68
30	100	DFT-s-OFDM QPSK	633334	3500.0	1@271	Inner_1RB_Right	22.75
30	100	DFT-s-OFDM QPSK	633334	3500.0	1@1	Inner_1RB_Left	22.20
30	100	DFT-s-OFDM QPSK	633334	3500.0	270@0	Outer_Full	22.43
30	15	DFT-s-OFDM QPSK	633334	3500.0	18@9	Inner_Full	22.39
30	20	DFT-s-OFDM QPSK	633334	3500.0	25@12	Inner_Full	22.47
30	25	DFT-s-OFDM QPSK	633334	3500.0	32@16	Inner_Full	22.40
30	30	DFT-s-OFDM QPSK	633334	3500.0	36@18	Inner_Full	22.43
30	40	DFT-s-OFDM QPSK	633334	3500.0	50@25	Inner_Full	22.42
30	50	DFT-s-OFDM QPSK	633334	3500.0	64@32	Inner_Full	22.43
30	60	DFT-s-OFDM QPSK	633334	3500.0	81@40	Inner_Full	22.35
30	70	DFT-s-OFDM QPSK	633334	3500.0	90@45	Inner_Full	22.44
30	80	DFT-s-OFDM QPSK	633334	3500.0	108@54	Inner_Full	22.43
30	90	DFT-s-OFDM QPSK	633334	3500.0	120@60	Inner_Full	22.45

Ant.4 - NR n77 PC2 Part 270 Power Level A1 (Tune up: 16.5)

SCS (kHz)	BW (MHz)	Modulation	Channel	Frequency (MHz)	RB allocation		Conducted Power (dBm)
30	10	DFT-s-OFDM QPSK	665001	3975.0	12@6	Inner_Full	15.24
30	10	DFT-s-OFDM QPSK	656000	3840.0	12@6	Inner_Full	15.21
30	10	DFT-s-OFDM QPSK	467007	3705.0	12@6	Inner_Full	15.20
30	100	DFT-s-OFDM QPSK	662000	3930.0	135@67	Inner_Full	15.21
30	100	DFT-s-OFDM QPSK	656000	3840.0	135@67	Inner_Full	15.27
30	100	DFT-s-OFDM QPSK	650000	3750.0	135@67	Inner_Full	15.24
30	100	DFT-s-OFDM PI/2 BPSK1	656000	3840.0	135@67	Inner_Full	15.20
30	100	DFT-s-OFDM 16QAM	656000	3840.0	135@67	Inner_Full	15.17
30	100	DFT-s-OFDM 64QAM	656000	3840.0	135@67	Inner_Full	15.24
30	100	DFT-s-OFDM 256QAM	656000	3840.0	135@67	Inner_Full	15.18
30	100	CP-OFDM QPSK	656000	3840.0	135@67	Inner_Full	15.26
30	100	CP-OFDM 16QAM	656000	3840.0	135@67	Inner_Full	15.25
30	100	CP-OFDM 64QAM	656000	3840.0	135@67	Inner_Full	15.19
30	100	CP-OFDM 256QAM	656000	3840.0	135@67	Inner_Full	15.17
30	100	DFT-s-OFDM QPSK	656000	3840.0	2@271	Edge_Full_Right	15.22
30	100	DFT-s-OFDM QPSK	656000	3840.0	2@0	Edge_Full_Left	15.24
30	100	DFT-s-OFDM QPSK	656000	3840.0	1@271	Inner_1RB_Right	15.20
30	100	DFT-s-OFDM QPSK	656000	3840.0	1@1	Inner_1RB_Left	15.25
30	100	DFT-s-OFDM QPSK	656000	3840.0	270@0	Outer_Full	15.25
30	15	DFT-s-OFDM QPSK	656000	3840.0	18@9	Inner_Full	15.21
30	20	DFT-s-OFDM QPSK	656000	3840.0	25@12	Inner_Full	15.23
30	25	DFT-s-OFDM QPSK	656000	3840.0	32@16	Inner_Full	15.20
30	30	DFT-s-OFDM QPSK	656000	3840.0	36@18	Inner_Full	15.18
30	40	DFT-s-OFDM QPSK	656000	3840.0	50@25	Inner_Full	15.23
30	50	DFT-s-OFDM QPSK	656000	3840.0	64@32	Inner_Full	15.24
30	60	DFT-s-OFDM QPSK	656000	3840.0	81@40	Inner_Full	15.24
30	70	DFT-s-OFDM QPSK	656000	3840.0	90@45	Inner_Full	15.19
30	80	DFT-s-OFDM QPSK	656000	3840.0	108@54	Inner_Full	15.24
30	90	DFT-s-OFDM QPSK	656000	3840.0	120@60	Inner_Full	15.26

Ant.4 - NR n77 PC2 Part 270 Power Level A2 (Tune up: 15.5)

SCS (kHz)	BW (MHz)	Modulation	Channel	Frequency (MHz)	RB allocation		Conducted Power (dBm)
30	10	DFT-s-OFDM QPSK	665001	3975.0	12@6	Inner_Full	14.35
30	10	DFT-s-OFDM QPSK	656000	3840.0	12@6	Inner_Full	14.32
30	10	DFT-s-OFDM QPSK	467007	3705.0	12@6	Inner_Full	14.30
30	100	DFT-s-OFDM QPSK	662000	3930.0	135@67	Inner_Full	14.32
30	100	DFT-s-OFDM QPSK	656000	3840.0	135@67	Inner_Full	14.40
30	100	DFT-s-OFDM QPSK	650000	3750.0	135@67	Inner_Full	14.37
30	100	DFT-s-OFDM PI/2 BPSK1	656000	3840.0	135@67	Inner_Full	14.31
30	100	DFT-s-OFDM 16QAM	656000	3840.0	135@67	Inner_Full	14.31
30	100	DFT-s-OFDM 64QAM	656000	3840.0	135@67	Inner_Full	14.39
30	100	DFT-s-OFDM 256QAM	656000	3840.0	135@67	Inner_Full	14.28
30	100	CP-OFDM QPSK	656000	3840.0	135@67	Inner_Full	14.35
30	100	CP-OFDM 16QAM	656000	3840.0	135@67	Inner_Full	14.33
30	100	CP-OFDM 64QAM	656000	3840.0	135@67	Inner_Full	14.34
30	100	CP-OFDM 256QAM	656000	3840.0	135@67	Inner_Full	14.26
30	100	DFT-s-OFDM QPSK	656000	3840.0	2@271	Edge_Full_Right	14.34
30	100	DFT-s-OFDM QPSK	656000	3840.0	2@0	Edge_Full_Left	14.36
30	100	DFT-s-OFDM QPSK	656000	3840.0	1@271	Inner_1RB_Right	14.35
30	100	DFT-s-OFDM QPSK	656000	3840.0	1@1	Inner_1RB_Left	14.35
30	100	DFT-s-OFDM QPSK	656000	3840.0	270@0	Outer_Full	14.37
30	15	DFT-s-OFDM QPSK	656000	3840.0	18@9	Inner_Full	14.36
30	20	DFT-s-OFDM QPSK	656000	3840.0	25@12	Inner_Full	14.33
30	25	DFT-s-OFDM QPSK	656000	3840.0	32@16	Inner_Full	14.33
30	30	DFT-s-OFDM QPSK	656000	3840.0	36@18	Inner_Full	14.34
30	40	DFT-s-OFDM QPSK	656000	3840.0	50@25	Inner_Full	14.36
30	50	DFT-s-OFDM QPSK	656000	3840.0	64@32	Inner_Full	14.39
30	60	DFT-s-OFDM QPSK	656000	3840.0	81@40	Inner_Full	14.35
30	70	DFT-s-OFDM QPSK	656000	3840.0	90@45	Inner_Full	14.29
30	80	DFT-s-OFDM QPSK	656000	3840.0	108@54	Inner_Full	14.36
30	90	DFT-s-OFDM QPSK	656000	3840.0	120@60	Inner_Full	14.36

Ant.4 - NR n77 PC2 Part 270 Power Level B1 (Tune up: 23.5)

SCS (kHz)	BW (MHz)	Modulation	Channel	Frequency (MHz)	RB allocation		Conducted Power (dBm)
30	10	DFT-s-OFDM QPSK	665001	3975.0	12@6	Inner_Full	22.23
30	10	DFT-s-OFDM QPSK	656000	3840.0	12@6	Inner_Full	22.19
30	10	DFT-s-OFDM QPSK	467007	3705.0	12@6	Inner_Full	22.19
30	100	DFT-s-OFDM QPSK	662000	3930.0	135@67	Inner_Full	22.24
30	100	DFT-s-OFDM QPSK	656000	3840.0	135@67	Inner_Full	22.27
30	100	DFT-s-OFDM QPSK	650000	3750.0	135@67	Inner_Full	22.18
30	100	DFT-s-OFDM PI/2 BPSK1	656000	3840.0	135@67	Inner_Full	22.18
30	100	DFT-s-OFDM 16QAM	656000	3840.0	135@67	Inner_Full	22.20
30	100	DFT-s-OFDM 64QAM	656000	3840.0	135@67	Inner_Full	22.19
30	100	DFT-s-OFDM 256QAM	656000	3840.0	135@67	Inner_Full	20.57
30	100	CP-OFDM QPSK	656000	3840.0	135@67	Inner_Full	22.22
30	100	CP-OFDM 16QAM	656000	3840.0	135@67	Inner_Full	22.25
30	100	CP-OFDM 64QAM	656000	3840.0	135@67	Inner_Full	22.00
30	100	CP-OFDM 256QAM	656000	3840.0	135@67	Inner_Full	19.04
30	100	DFT-s-OFDM QPSK	656000	3840.0	2@271	Edge_Full_Right	22.26
30	100	DFT-s-OFDM QPSK	656000	3840.0	2@0	Edge_Full_Left	21.98
30	100	DFT-s-OFDM QPSK	656000	3840.0	1@271	Inner_1RB_Right	22.21
30	100	DFT-s-OFDM QPSK	656000	3840.0	1@1	Inner_1RB_Left	22.23
30	100	DFT-s-OFDM QPSK	656000	3840.0	270@0	Outer_Full	22.19
30	15	DFT-s-OFDM QPSK	656000	3840.0	18@9	Inner_Full	22.17
30	20	DFT-s-OFDM QPSK	656000	3840.0	25@12	Inner_Full	22.26
30	25	DFT-s-OFDM QPSK	656000	3840.0	32@16	Inner_Full	22.21
30	30	DFT-s-OFDM QPSK	656000	3840.0	36@18	Inner_Full	22.21
30	40	DFT-s-OFDM QPSK	656000	3840.0	50@25	Inner_Full	22.21
30	50	DFT-s-OFDM QPSK	656000	3840.0	64@32	Inner_Full	22.25
30	60	DFT-s-OFDM QPSK	656000	3840.0	81@40	Inner_Full	22.22
30	70	DFT-s-OFDM QPSK	656000	3840.0	90@45	Inner_Full	22.22
30	80	DFT-s-OFDM QPSK	656000	3840.0	108@54	Inner_Full	22.20
30	90	DFT-s-OFDM QPSK	656000	3840.0	120@60	Inner_Full	22.19

Ant.4 - NR n77 PC2 Part 270 Power Level B2 (Tune up: 20.5)

SCS (kHz)	BW (MHz)	Modulation	Channel	Frequency (MHz)	RB allocation		Conducted Power (dBm)
30	10	DFT-s-OFDM QPSK	665001	3975.0	12@6	Inner_Full	19.16
30	10	DFT-s-OFDM QPSK	656000	3840.0	12@6	Inner_Full	19.15
30	10	DFT-s-OFDM QPSK	467007	3705.0	12@6	Inner_Full	19.12
30	100	DFT-s-OFDM QPSK	662000	3930.0	135@67	Inner_Full	19.13
30	100	DFT-s-OFDM QPSK	656000	3840.0	135@67	Inner_Full	19.21
30	100	DFT-s-OFDM QPSK	650000	3750.0	135@67	Inner_Full	19.18
30	100	DFT-s-OFDM PI/2 BPSK1	656000	3840.0	135@67	Inner_Full	19.14
30	100	DFT-s-OFDM 16QAM	656000	3840.0	135@67	Inner_Full	19.20
30	100	DFT-s-OFDM 64QAM	656000	3840.0	135@67	Inner_Full	19.17
30	100	DFT-s-OFDM 256QAM	656000	3840.0	135@67	Inner_Full	19.14
30	100	CP-OFDM QPSK	656000	3840.0	135@67	Inner_Full	19.16
30	100	CP-OFDM 16QAM	656000	3840.0	135@67	Inner_Full	19.12
30	100	CP-OFDM 64QAM	656000	3840.0	135@67	Inner_Full	19.16
30	100	CP-OFDM 256QAM	656000	3840.0	135@67	Inner_Full	19.06
30	100	DFT-s-OFDM QPSK	656000	3840.0	2@271	Edge_Full_Right	19.13
30	100	DFT-s-OFDM QPSK	656000	3840.0	2@0	Edge_Full_Left	19.15
30	100	DFT-s-OFDM QPSK	656000	3840.0	1@271	Inner_1RB_Right	19.19
30	100	DFT-s-OFDM QPSK	656000	3840.0	1@1	Inner_1RB_Left	19.12
30	100	DFT-s-OFDM QPSK	656000	3840.0	270@0	Outer_Full	19.16
30	15	DFT-s-OFDM QPSK	656000	3840.0	18@9	Inner_Full	19.13
30	20	DFT-s-OFDM QPSK	656000	3840.0	25@12	Inner_Full	19.11
30	25	DFT-s-OFDM QPSK	656000	3840.0	32@16	Inner_Full	19.20
30	30	DFT-s-OFDM QPSK	656000	3840.0	36@18	Inner_Full	19.18
30	40	DFT-s-OFDM QPSK	656000	3840.0	50@25	Inner_Full	19.19
30	50	DFT-s-OFDM QPSK	656000	3840.0	64@32	Inner_Full	19.17
30	60	DFT-s-OFDM QPSK	656000	3840.0	81@40	Inner_Full	19.18
30	70	DFT-s-OFDM QPSK	656000	3840.0	90@45	Inner_Full	19.20
30	80	DFT-s-OFDM QPSK	656000	3840.0	108@54	Inner_Full	19.12
30	90	DFT-s-OFDM QPSK	656000	3840.0	120@60	Inner_Full	19.13

Ant.4 - NR n77 PC2 Part 270 Power Level C1/C2 (Tune up: 27.0)

SCS (kHz)	BW (MHz)	Modulation	Channel	Frequency (MHz)	RB allocation		Conducted Power (dBm)
30	10	DFT-s-OFDM QPSK	665001	3975.0	12@6	Inner_Full	24.75
30	10	DFT-s-OFDM QPSK	656000	3840.0	12@6	Inner_Full	25.73
30	10	DFT-s-OFDM QPSK	467007	3705.0	12@6	Inner_Full	25.69
30	100	DFT-s-OFDM QPSK	662000	3930.0	135@67	Inner_Full	24.91
30	100	DFT-s-OFDM QPSK	656000	3840.0	135@67	Inner_Full	25.74
30	100	DFT-s-OFDM QPSK	650000	3750.0	135@67	Inner_Full	25.59
30	100	DFT-s-OFDM PI/2 BPSK1	656000	3840.0	135@67	Inner_Full	24.45
30	100	DFT-s-OFDM 16QAM	656000	3840.0	135@67	Inner_Full	23.04
30	100	DFT-s-OFDM 64QAM	656000	3840.0	135@67	Inner_Full	22.63
30	100	DFT-s-OFDM 256QAM	656000	3840.0	135@67	Inner_Full	20.58
30	100	CP-OFDM QPSK	656000	3840.0	135@67	Inner_Full	24.03
30	100	CP-OFDM 16QAM	656000	3840.0	135@67	Inner_Full	23.53
30	100	CP-OFDM 64QAM	656000	3840.0	135@67	Inner_Full	22.00
30	100	CP-OFDM 256QAM	656000	3840.0	135@67	Inner_Full	19.02
30	100	DFT-s-OFDM QPSK	656000	3840.0	2@271	Edge_Full_Right	22.27
30	100	DFT-s-OFDM QPSK	656000	3840.0	2@0	Edge_Full_Left	22.01
30	100	DFT-s-OFDM QPSK	656000	3840.0	1@271	Inner_1RB_Right	25.68
30	100	DFT-s-OFDM QPSK	656000	3840.0	1@1	Inner_1RB_Left	25.44
30	100	DFT-s-OFDM QPSK	656000	3840.0	270@0	Outer_Full	24.54
30	15	DFT-s-OFDM QPSK	656000	3840.0	18@9	Inner_Full	25.49
30	20	DFT-s-OFDM QPSK	656000	3840.0	25@12	Inner_Full	25.53
30	25	DFT-s-OFDM QPSK	656000	3840.0	32@16	Inner_Full	25.46
30	30	DFT-s-OFDM QPSK	656000	3840.0	36@18	Inner_Full	25.49
30	40	DFT-s-OFDM QPSK	656000	3840.0	50@25	Inner_Full	25.48
30	50	DFT-s-OFDM QPSK	656000	3840.0	64@32	Inner_Full	25.53
30	60	DFT-s-OFDM QPSK	656000	3840.0	81@40	Inner_Full	25.43
30	70	DFT-s-OFDM QPSK	656000	3840.0	90@45	Inner_Full	25.47
30	80	DFT-s-OFDM QPSK	656000	3840.0	108@54	Inner_Full	25.52
30	90	DFT-s-OFDM QPSK	656000	3840.0	120@60	Inner_Full	25.56

Ant.4 - NR n77 PC2 Part 270 Power Level D1/D2(Tune up: 24.0)

SCS (kHz)	BW (MHz)	Modulation	Channel	Frequency (MHz)	RB allocation		Conducted Power (dBm)
30	10	DFT-s-OFDM QPSK	665001	3975.0	12@6	Inner_Full	23.34
30	10	DFT-s-OFDM QPSK	656000	3840.0	12@6	Inner_Full	22.52
30	10	DFT-s-OFDM QPSK	467007	3705.0	12@6	Inner_Full	23.00
30	100	DFT-s-OFDM QPSK	662000	3930.0	135@67	Inner_Full	23.16
30	100	DFT-s-OFDM QPSK	656000	3840.0	135@67	Inner_Full	23.35
30	100	DFT-s-OFDM QPSK	650000	3750.0	135@67	Inner_Full	22.69
30	100	DFT-s-OFDM PI/2 BPSK1	656000	3840.0	135@67	Inner_Full	22.58
30	100	DFT-s-OFDM 16QAM	656000	3840.0	135@67	Inner_Full	22.46
30	100	DFT-s-OFDM 64QAM	656000	3840.0	135@67	Inner_Full	22.55
30	100	DFT-s-OFDM 256QAM	656000	3840.0	135@67	Inner_Full	21.07
30	100	CP-OFDM QPSK	656000	3840.0	135@67	Inner_Full	22.52
30	100	CP-OFDM 16QAM	656000	3840.0	135@67	Inner_Full	22.57
30	100	CP-OFDM 64QAM	656000	3840.0	135@67	Inner_Full	22.03
30	100	CP-OFDM 256QAM	656000	3840.0	135@67	Inner_Full	19.08
30	100	DFT-s-OFDM QPSK	656000	3840.0	2@271	Edge_Full_Right	22.32
30	100	DFT-s-OFDM QPSK	656000	3840.0	2@0	Edge_Full_Left	22.03
30	100	DFT-s-OFDM QPSK	656000	3840.0	1@271	Inner_1RB_Right	22.66
30	100	DFT-s-OFDM QPSK	656000	3840.0	1@1	Inner_1RB_Left	22.38
30	100	DFT-s-OFDM QPSK	656000	3840.0	270@0	Outer_Full	22.57
30	15	DFT-s-OFDM QPSK	656000	3840.0	18@9	Inner_Full	22.45
30	20	DFT-s-OFDM QPSK	656000	3840.0	25@12	Inner_Full	22.43
30	25	DFT-s-OFDM QPSK	656000	3840.0	32@16	Inner_Full	22.37
30	30	DFT-s-OFDM QPSK	656000	3840.0	36@18	Inner_Full	22.43
30	40	DFT-s-OFDM QPSK	656000	3840.0	50@25	Inner_Full	22.42
30	50	DFT-s-OFDM QPSK	656000	3840.0	64@32	Inner_Full	22.46
30	60	DFT-s-OFDM QPSK	656000	3840.0	81@40	Inner_Full	22.40
30	70	DFT-s-OFDM QPSK	656000	3840.0	90@45	Inner_Full	22.44
30	80	DFT-s-OFDM QPSK	656000	3840.0	108@54	Inner_Full	22.49
30	90	DFT-s-OFDM QPSK	656000	3840.0	120@60	Inner_Full	22.51

10.4. Bluetooth and WLAN Measurement result

Table 10.4: The conducted Power measurement results for Bluetooth

Ant.5 - Bluetooth

Averaged Power (dBm)_ Duty Cycle: 76.83%				
Mode	Tune up	Ch.0 (2402MHz)	Ch.39 (2441MHz)	Ch.78 (2480MHz)
GFSK	11.0	10.05	9.80	10.12
EDR2M-4_DQPSK	10.0	9.29	9.24	9.60
EDR3M-8DPSK	10.0	9.28	8.99	9.59
/	/	Ch.0 (2402MHz)	Ch.19 (2440MHz)	Ch.39 (2480MHz)
BLE(1M)	-2.0	-3.53	-2.86	-3.08
/	/	Ch.1 (2404MHz)	Ch.19 (2440MHz)	Ch.38 (2478MHz)
BLE(2M)	-2.0	-3.66	-3.09	-3.18

Table 10.5: The conducted Power measurement results for WLAN 2.4GHz

Ant.5 - WLAN 2.4GHz Power Level E1

Averaged Power (dBm)_ Duty Cycle: 99.62%				
Mode	Tune up	Ch.1 (2412MHz)	Ch.6 (2437MHz)	Ch.11 (2462MHz)
802.11b	15.0	13.32	13.44	13.65
802.11g	15.0	13.25	13.30	13.23
802.11n(20MHz)	15.0	13.20	13.34	13.41
/	/	Ch.3 (2422MHz)	Ch.6 (2437MHz)	Ch.9 (2452MHz)
802.11n(40MHz)	15.0	13.26	13.28	13.31

Ant.5 - WLAN 2.4GHz Power Level F1/G1

Averaged Power (dBm)_ Duty Cycle: 99.62%				
Mode	Tune up	Ch.1 (2412MHz)	Ch.6 (2437MHz)	Ch.11 (2462MHz)
802.11b	20.0	18.30	18.43	18.54
802.11g	19.0	17.27	17.29	16.05
802.11n(20MHz)	19.0	16.22	17.36	15.56
/	/	Ch.3 (2422MHz)	Ch.6 (2437MHz)	Ch.9 (2452MHz)
802.11n(40MHz)	17.0	14.06	15.26	14.15

**Table 10.6: The conducted Power measurement results for WLAN 5GHz
WLAN 5GHz Power Level E1**

Averaged Power (dBm)_ Duty Cycle: 97.07%								
Mode	802.11a	802.11n -20MHz	802.11ac -20MHz	Mode	802.11n -40MHz	802.11ac -40MHz	Mode	802.11ac -80MHz
Channel	6Mbps	MCS0	MCS0	Channel	MCS0	MCS0	Channel	MCS0
<U-NII-1>								
Tune up	9.5	8.5	7.5	/	8.5	6.5	/	6.5
36(5180MHz)	8.24	7.12	6.17	38(5190MHz)	7.14	5.05	42(5210MHz)	5.01
40(5200MHz)	8.13	7.00	6.03	46(5230MHz)	7.09	5.12	/	/
44(5220MHz)	8.08	6.98	5.98	/	/	/	/	/
48(5240MHz)	8.24	7.13	6.23	/	/	/	/	/
<U-NII-2A>								
Tune up	9.5	8.5	7.5	/	8.5	6.5	/	6.5
52(5260MHz)	8.40	7.15	6.21	54(5270MHz)	7.03	5.12	58(5290MHz)	5.26
56(5280MHz)	8.17	7.14	6.07	62(5310MHz)	6.97	5.00	/	/
60(5300MHz)	8.07	6.95	6.02	/	/	/	/	/
64(5320MHz)	8.01	6.89	5.93	/	/	/	/	/
<U-NII-2C>								
Tune up	10.5	9.5	8.5	/	9.5	7.5	/	7.5
100(5500MHz)	9.35	8.31	6.29	102(5510MHz)	8.27	6.18	106(5530MHz)	5.98
116(5580MHz)	9.41	8.35	7.33	110(5550MHz)	8.12	6.09	122(5610MHz)	6.17
124(5620MHz)	9.41	8.29	7.36	126(5630MHz)	8.23	6.25	138(5690MHz)	5.85
132(5660MHz)	9.53	8.34	7.37	134(5670MHz)	8.35	6.36	/	/
140(5700MHz)	9.16	8.18	7.21	142(5710MHz)	8.23	6.13	/	/
144(5720MHz)	9.22	8.14	7.27	/	/	/	/	/
<U-NII-3>								
Tune up	10.5	9.5	8.5	/	9.5	7.5	/	7.5
149(5745MHz)	9.64	8.20	7.27	151(5755MHz)	8.23	6.20	155(5775MHz)	5.83
157(5785MHz)	9.21	8.11	7.24	159(5795MHz)	8.12	6.16	/	/
165(5825MHz)	9.07	8.05	7.09	/	/	/	/	/



WLAN 5GHz Power Level F1

Averaged Power (dBm)_ Duty Cycle: 97.07%								
Mode	802.11a	802.11n -20MHz	802.11ac -20MHz	Mode	802.11n -40MHz	802.11ac -40MHz	Mode	802.11ac -80MHz
Channel	6Mbps	MCS0	MCS0	Channel	MCS0	MCS0	Channel	MCS0
<U-NII-1>								
Tune up	13.0	12.0	11.0	/	12.0	10.0	/	10.0
36(5180MHz)	11.72	10.61	9.61	38(5190MHz)	10.69	8.54	42(5210MHz)	8.26
40(5200MHz)	11.67	10.54	9.53	46(5230MHz)	10.58	8.64	/	/
44(5220MHz)	11.58	10.48	9.47	/	/	/	/	/
48(5240MHz)	11.88	10.62	9.74	/	/	/	/	/
<U-NII-3>								
Tune up	13.0	12.0	11.0	/	12.0	10.0	/	10.0
149(5745MHz)	12.25	10.70	9.74	151(5755MHz)	10.70	8.75	155(5775MHz)	8.34
157(5785MHz)	11.98	10.65	9.77	159(5795MHz)	10.64	8.58	/	/
165(5825MHz)	11.75	10.58	9.59	/	/	/	/	/



WLAN 5GHz Power Level G1

Averaged Power (dBm)_ Duty Cycle: 97.07%								
Mode	802.11a	802.11n -20MHz	802.11ac -20MHz	Mode	802.11n -40MHz	802.11ac -40MHz	Mode	802.11ac -80MHz
Channel	6Mbps	MCS0	MCS0	Channel	MCS0	MCS0	Channel	MCS0
<U-NII-1>								
Tune up	19.0	18.0	17.0	/	18.0	16.0	/	16.0
36(5180MHz)	17.73	16.58	15.65	38(5190MHz)	16.67	14.58	42(5210MHz)	14.31
40(5200MHz)	17.65	16.55	15.58	46(5230MHz)	16.59	14.63	/	/
44(5220MHz)	17.62	16.45	15.53	/	/	/	/	/
48(5240MHz)	17.76	16.64	15.73	/	/	/	/	/
<U-NII-2A>								
Tune up	19.0	18.0	17.0	/	18.0	16.0	/	16.0
52(5260MHz)	17.82	16.71	15.69	54(5270MHz)	16.58	14.65	58(5290MHz)	14.72
56(5280MHz)	17.69	16.62	15.55	62(5310MHz)	15.57	14.52	/	/
60(5300MHz)	17.60	16.47	15.54	/	/	/	/	/
64(5320MHz)	17.53	16.45	15.46	/	/	/	/	/
<U-NII-2C>								
Tune up	19.0	18.0	17.0	/	18.0	16.0	/	16.0
100(5500MHz)	15.88	15.82	14.77	102(5510MHz)	13.28	13.65	106(5530MHz)	14.01
116(5580MHz)	17.93	16.89	15.83	110(5550MHz)	16.18	14.12	122(5610MHz)	14.73
124(5620MHz)	17.89	16.78	15.90	126(5630MHz)	16.72	14.72	138(5690MHz)	14.39
132(5660MHz)	17.94	16.85	15.85	134(5670MHz)	16.87	14.86	/	/
140(5700MHz)	14.21	13.44	13.89	142(5710MHz)	16.71	14.67	/	/
144(5720MHz)	17.71	16.69	15.74	/	/	/	/	/
<U-NII-3>								
Tune up	19.0	18.0	17.0	/	18.0	16.0	/	16.0
149(5745MHz)	17.82	16.68	15.76	151(5755MHz)	16.74	14.72	155(5775MHz)	14.35
157(5785MHz)	17.72	16.63	15.74	159(5795MHz)	16.63	14.62	/	/
165(5825MHz)	17.59	16.57	15.56	/	/	/	/	/



WLAN 5GHz Power Level H1

Averaged Power (dBm)_ Duty Cycle: 97.07%								
Mode	802.11a	802.11n -20MHz	802.11ac -20MHz	Mode	802.11n -40MHz	802.11ac -40MHz	Mode	802.11ac -80MHz
Channel	6Mbps	MCS0	MCS0	Channel	MCS0	MCS0	Channel	MCS0
<U-NII-1>								
Tune up	11.0	10.0	9.0	/	10.0	8.0	/	8.0
36(5180MHz)	9.73	8.58	7.60	38(5190MHz)	8.61	6.52	42(5210MHz)	6.33
40(5200MHz)	9.61	8.54	7.60	46(5230MHz)	8.56	6.65	/	/
44(5220MHz)	9.62	8.47	7.56	/	/	/	/	/
48(5240MHz)	9.72	8.62	7.67	/	/	/	/	/
<U-NII-2A>								
Tune up	11.0	10.0	9.0	/	10.0	8.0	/	8.0
52(5260MHz)	9.98	8.67	7.72	54(5270MHz)	8.62	6.61	58(5290MHz)	6.76
56(5280MHz)	9.72	8.65	7.53	62(5310MHz)	7.56	6.54	/	/
60(5300MHz)	9.58	8.48	7.52	/	/	/	/	/
64(5320MHz)	9.49	8.43	7.49	/	/	/	/	/
<U-NII-2C>								
Tune up	11.0	10.0	9.0	/	10.0	8.0	/	8.0
100(5500MHz)	9.53	8.36	7.49	102(5510MHz)	8.25	6.23	106(5530MHz)	6.09
116(5580MHz)	9.96	8.84	7.83	110(5550MHz)	8.17	6.13	122(5610MHz)	6.75
124(5620MHz)	9.91	8.72	7.91	126(5630MHz)	8.73	6.73	138(5690MHz)	6.37
132(5660MHz)	10.0	8.87	7.83	134(5670MHz)	8.83	6.84	/	/
140(5700MHz)	9.66	8.43	7.43	142(5710MHz)	8.74	6.67	/	/
144(5720MHz)	9.74	8.64	7.70	/	/	/	/	/
<U-NII-3>								
Tune up	11.0	10.0	9.0	/	10.0	8.0	/	8.0
149(5745MHz)	10.18	8.71	7.77	151(5755MHz)	8.70	6.69	155(5775MHz)	6.35
157(5785MHz)	9.85	8.66	7.74	159(5795MHz)	8.60	6.63	/	/
165(5825MHz)	9.74	8.53	7.58	/	/	/	/	/

11. Simultaneous TX SAR Considerations

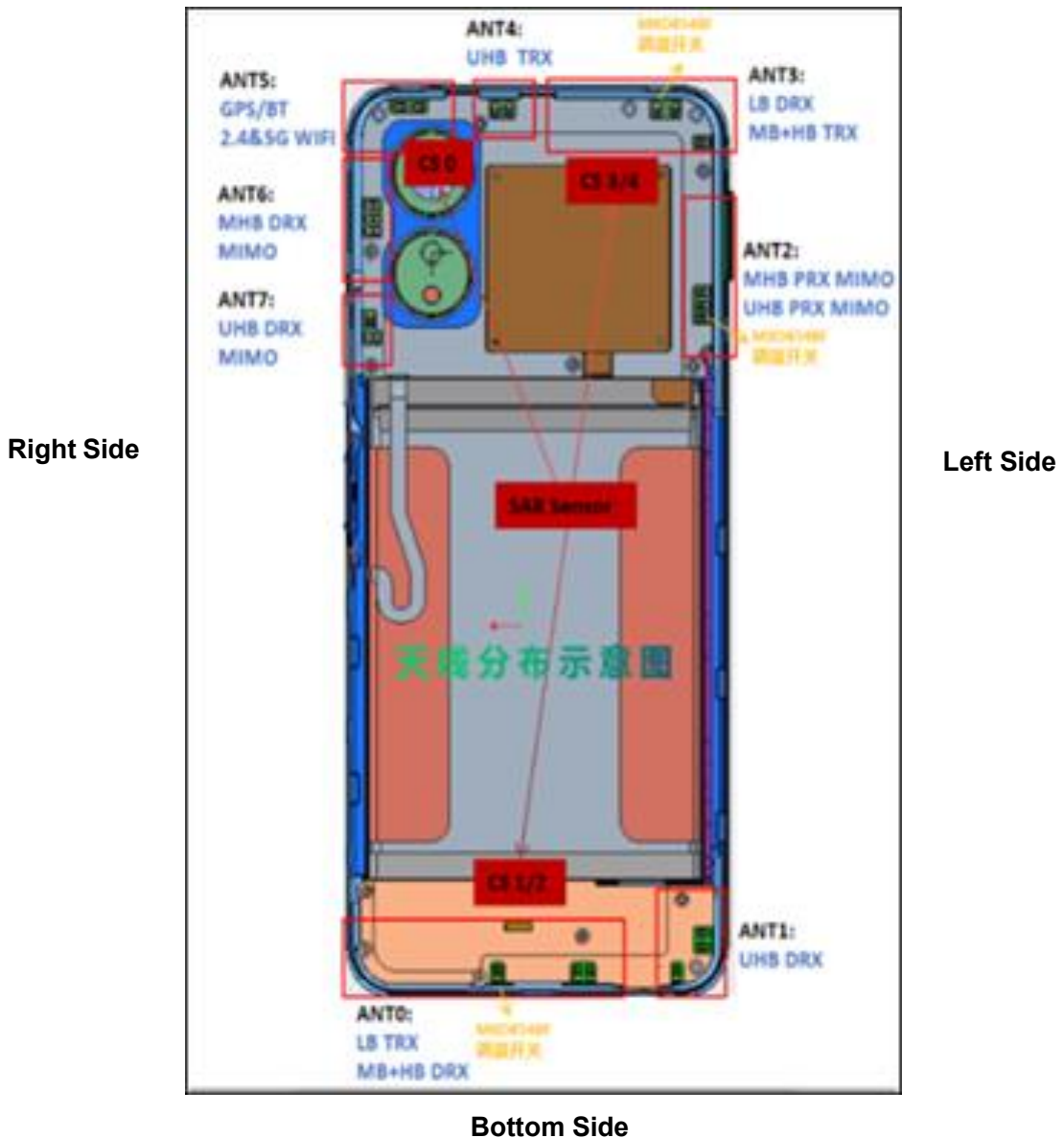
11.1. Introduction

The following procedures adopted from “FCC SAR Considerations for Cell Phones with Multiple Transmitters” are applicable to handsets with built-in unlicensed transmitters such as 802.11 a/b/g and Bluetooth devices which may simultaneously transmit with the licensed transmitter.

For this device, the Bluetooth and WLAN can transmit simultaneous with other transmitters.

11.2. Transmit Antenna Separation Distances

Top Side



Bottom Side

Picture 11.1 Antenna Locations (Back View)



Note:

Antenna	Frequency Bands
Ant 0	TX: WCDMA B5/8, LTE B5/12/14/17/20/29, NR n5
Ant 1	RX
Ant 2	TX: LTE B2/4/30/66, NR n66
Ant 3	TX: WCDMA B1/2/4, LTE B2/3/4/7/30/66, NR n2/n30/n66
Ant 4	TX: NR n77
Ant 5	TX: WLAN 2.4GHz/5GHz, Bluetooth
Ant 6	RX
Ant 7	RX

UL list:

Band	LTE TX Band	LTE TX Ant.	LTE TX Band	LTE TX Ant.
CA_2A_5A	Band 2	3	Band 5	0
CA_2A_12A	Band 2	3	Band 12	0
CA_2A_14A	Band 2	3	Band 14	0
CA_4A_12A	Band 4	3	Band 12	0
CA_5A_30A	Band 5	0	Band 30	3
CA_5A_66A	Band 5	0	Band 66	3
CA_12A_30A	Band 12	0	Band 30	3
CA_12A_66A	Band 12	0	Band 66	3
CA_14A_30A	Band 14	0	Band 30	3
CA_14A_66A	Band 14	0	Band 66	3

ENDC list:

Band	LTE TX Band	LTE TX Ant.	NR TX Band	NR TX Ant.
DC_2A_n5A	Band 2	3	n5	0
DC_2A_n30A	Band 2	2	n30	3
DC_2A_n66A	Band 2	2	n66	3
DC_2A_n77A	Band 2	2	n77	4
DC_2A_n2A	Band 2	2	n2	3
DC_5A_n2A	Band 5	0	n2	3
DC_5A_n30A	Band 5	0	n30	3
DC_5A_n66A	Band 5	0	n66	3
DC_5A_n77A	Band 5	0	n77	4
DC_12A_n2A	Band 12	0	n2	3
DC_12A_n30A	Band 12	0	n30	3
DC_12A_n66A	Band 12	0	n66	3
DC_12A_n77A	Band 12	0	n77	4
DC_14A_n2A	Band 14	0	n2	3
DC_14A_n30A	Band 14	0	n30	3
DC_14A_n66A	Band 14	0	n66	3
DC_14A_n77A	Band 14	0	n77	4
DC_30A_n2A	Band 30	2	n2	3
DC_30A_n5A	Band 30	3	n5	0
DC_30A_n66A	Band 30	3	n66	2
DC_30A_n77A	Band 30	2	n77	4
DC_66A_n2A	Band 66	2	n2	3
DC_66A_n5A	Band 66	3	n5	0
DC_66A_n30A	Band 66	2	n30	3
DC_66A_n77A	Band 66	2	n77	4
DC_66A_n66A	Band 66	2	n66	3

11.3. SAR Measurement Positions

According to the KDB941225 D06 Hot Spot SAR, the edges with less than 25mm distance to the antennas need to be tested for SAR.

SAR measurement positions						
Antenna	Front Side	Rear Side	Left Side	Right Side	Top Side	Bottom Side
Ant.0	Yes	Yes	Yes	Yes	No	Yes
Ant.2	Yes	Yes	Yes	No	Yes	No
Ant.3	Yes	Yes	Yes	No	Yes	No
Ant.4	Yes	Yes	Yes	Yes	Yes	No
Ant.5	Yes	Yes	No	Yes	Yes	No

11.4. Evaluation of Simultaneous

No.	RF Exposure Conditions	Simultaneous Transmission Configuration
1	Head / Hotspot / Body-worn	WWAN + WLAN 2.4GHz
2		WWAN + WLAN 5GHz
3		WWAN + Bluetooth
4	Extremity	WWAN + WLAN 2.4GHz + NFC
5		WWAN + WLAN 5GHz + NFC
6		WWAN + Bluetooth + NFC

Table 12.1: Maximum Simultaneous Transmission SAR

/	Position	Sum (W/kg)
Highest reported SAR value for Head	Left Cheek (DC_66A_n77A + WLAN 5GHz)	1.39
	Left Cheek (DC_66A_n77A + Bluetooth)	1.09
Highest reported SAR value for Hotspot	Rear Side (LTE B30 + WLAN 2.4GHz)	1.38
	Rear Side (LTE B30 + Bluetooth)	0.98
Highest reported SAR value for Body-worn	Rear Side (NR n30 + WLAN 5GHz)	1.39
	Rear Side (DC_12A_n77A + Bluetooth)	1.04
Highest reported SAR value for Extremity	Rear Side (NR n30 + WLAN 5GHz / NR n30 + WLAN 5GHz + NFC)	2.23

Note: the test positions of above tables are for the worse case that has been evaluated.

Conclusion:

According to the above tables, the sum of reported SAR values is less than limit. So the simultaneous transmission SAR with volume scans is not required.



Table 12.2: The sum of SAR values for UL CA

CA_2A_5A		LTE Band 2	LTE Band 5	SUM
Head	Left Cheek	Ant.3	Ant.0	0.50
	Left Tilt	0.26	0.26	0.48
	Right Cheek	0.32	0.16	0.48
	Right Tilt	0.49	0.36	0.85
Hotspot	Front	0.54	0.16	0.70
	Rear	0.28	0.28	0.56
	Left	0.37	0.44	0.81
	Right	0.07	0.17	0.24
	Top	0.00	0.37	0.37
	Bottom	0.54	0.00	0.54
Body-worn	Front	0.00	0.23	0.23
	Rear	0.29	0.28	0.57

CA_2A_12A		LTE Band 2	LTE Band 12	SUM
Head	Left Cheek	Ant.3	Ant.0	0.47
	Left Tilt	0.25	0.22	0.43
	Right Cheek	0.32	0.11	0.43
	Right Tilt	0.49	0.37	0.86
Hotspot	Front	0.54	0.17	0.71
	Rear	0.28	0.38	0.66
	Left	0.37	0.46	0.83
	Right	0.07	0.29	0.36
	Top	0.00	0.47	0.47
	Bottom	0.54	0.00	0.54
Body-worn	Front	0.00	0.28	0.28
	Rear	0.29	0.38	0.67

CA_2A_14A		LTE Band 2	LTE Band 14	SUM
Head	Left Cheek	Ant.3	Ant.0	0.48
	Left Tilt	0.25	0.24	0.49
	Right Cheek	0.32	0.14	0.46
	Right Tilt	0.49	0.35	0.84
Hotspot	Front	0.54	0.14	0.68
	Rear	0.28	0.30	0.58
	Left	0.37	0.40	0.77
	Right	0.07	0.20	0.27
	Top	0.00	0.46	0.46
	Bottom	0.54	0.00	0.54
Body-worn	Front	0.00	0.23	0.23
	Rear	0.29	0.30	0.59

CA_4A_12A		LTE Band 4/6	LTE Band 12	SUM
Head	Left Cheek	Ant.0	Ant.0	0.57
	Left Tilt	0.37	0.11	0.48
	Right Cheek	0.41	0.37	0.78
	Right Tilt	0.43	0.17	0.60
Hotspot	Front	0.24	0.38	0.62
	Rear	0.31	0.46	0.77
	Left	0.11	0.29	0.40
	Right	0.00	0.47	0.47
	Top	0.38	0.00	0.38
	Bottom	0.00	0.28	0.28
Body-worn	Front	0.36	0.38	0.74
	Rear	0.48	0.46	0.94

CA_5A_30A		LTE Band 5	LTE Band 30	SUM
Head	Left Cheek	Ant.0	Ant.3	0.39
	Left Tilt	0.16	0.11	0.27
	Right Cheek	0.36	0.37	0.73
	Right Tilt	0.16	0.30	0.46
Hotspot	Front	0.28	0.13	0.41
	Rear	0.44	0.38	0.82
	Left	0.17	0.14	0.31
	Right	0.37	0.00	0.37
	Top	0.00	0.28	0.28
	Bottom	0.23	0.00	0.23
Body-worn	Front	0.28	0.19	0.47
	Rear	0.44	0.49	0.93

CA_12A_30A		LTE Band 12	LTE Band 30	SUM
Head	Left Cheek	Ant.0	Ant.3	0.38
	Left Tilt	0.11	0.11	0.22
	Right Cheek	0.37	0.37	0.74
	Right Tilt	0.17	0.30	0.47
Hotspot	Front	0.38	0.13	0.51
	Rear	0.46	0.38	0.84
	Left	0.29	0.14	0.43
	Right	0.47	0.00	0.47
	Top	0.00	0.28	0.28
	Bottom	0.28	0.00	0.28
Body-worn	Front	0.38	0.19	0.57
	Rear	0.46	0.49	0.95

CA_12A_66A		LTE Band 12	LTE Band 66	SUM
Head	Left Cheek	Ant.0	Ant.3	0.57
	Left Tilt	0.22	0.35	0.57
	Right Cheek	0.37	0.41	0.78
	Right Tilt	0.17	0.43	0.60
Hotspot	Front	0.38	0.24	0.62
	Rear	0.46	0.31	0.77
	Left	0.29	0.11	0.40
	Right	0.47	0.00	0.47
	Top	0.00	0.38	0.38
	Bottom	0.28	0.00	0.28
Body-worn	Front	0.38	0.38	0.74
	Rear	0.46	0.48	0.94

CA_14A_66A		LTE Band 14	LTE Band 66	SUM
Head	Left Cheek	Ant.0	Ant.3	0.59
	Left Tilt	0.24	0.35	0.59
	Right Cheek	0.35	0.41	0.76
	Right Tilt	0.14	0.43	0.57
Hotspot	Front	0.30	0.24	0.54
	Rear	0.40	0.31	0.71
	Left	0.20	0.11	0.31
	Right	0.46	0.00	0.46
	Top	0.00	0.38	0.38
	Bottom	0.23	0.00	0.23
Body-worn	Front	0.30	0.36	0.66
	Rear	0.40	0.48	0.88

CA_5A_66A		LTE Band 5	LTE Band 66	SUM
Head	Left Cheek	Ant.0	Ant.3	0.60
	Left Tilt	0.16	0.37	0.53
	Right Cheek	0.36	0.41	0.77
	Right Tilt	0.16	0.43	0.59
Hotspot	Front	0.28	0.24	0.52
	Rear	0.44	0.31	0.75
	Left	0.17	0.11	0.28
	Right	0.37	0.00	0.37
	Top	0.00	0.38	0.38
	Bottom	0.23	0.00	0.23
Body-worn	Front	0.28	0.36	0.64
	Rear	0.44	0.48	0.92

CA_12A_66A		LTE Band 12	LTE Band 66	SUM
Head	Left Cheek	Ant.0	Ant.3	0.38
	Left Tilt	0.11	0.11	0.22
	Right Cheek	0.37	0.37	0.74
	Right Tilt	0.17	0.30	0.47
Hotspot	Front	0.38	0.13	0.51
	Rear	0.46	0.38	0.84
	Left	0.29	0.14	0.43
	Right	0.47	0.00	0.47
	Top	0.00	0.28	0.28
	Bottom	0.28	0.00	0.28
Body-worn	Front	0.38	0.19	0.57
	Rear	0.46	0.49	0.95

CA_14A_30A		LTE Band 14	LTE Band 30	SUM
Head	Left Cheek	Ant.0	Ant.3	0.38
	Left Tilt	0.14	0.11	0.25
	Right Cheek	0.35	0.37	0.72
	Right Tilt	0.14	0.30	0.44
Hotspot	Front	0.30	0.13	0.43
	Rear	0.40	0.38	0.78
	Left	0.20	0.14	0.34
	Right	0.46	0.00	0.46
	Top	0.00	0.26	0.26
	Bottom	0.23	0.00	0.23
Body-worn	Front	0.30	0.19	0.49
	Rear	0.40	0.49	0.89

Table 12.3: The sum of SAR values for ENDC

DC_2A_n6A		LTE Band 2		NR n6		SUM	
		Ant.2	Ant.3	Ant.2	Ant.3		
Head	Left Cheek	0.25	0.19	0.44			
	Left Til	0.32	0.11	0.43			
	Right Cheek	0.46	0.26	0.76			
	Right Til	0.54	0.32	0.86			
	Front	0.28	0.24	0.52			
Hotspot	Rear	0.37	0.39	0.76			
	Left	0.07	0.13	0.20			
	Right	0.00	0.25	0.25			
	Top	0.54	0.00	0.54			
	Bottom	0.00	0.24	0.24			
Body-worn	Front	0.29	0.24	0.53			
	Rear	0.34	0.39	0.73			

12. Summary of Test Results

According to the client's decision rule in the test registration form, which is "based on the measurement results as the basis of the conformity statement", the test conclusion of this report meets the limit requirements.

The calculated SAR is obtained by the following formula:

$$\text{Calculated SAR} = \text{Measured SAR} \times 10^{(P_{\text{Target}} - P_{\text{Measured}})/10}$$

Where P_{Target} is the power of manufacturing upper limit;

P_{Measured} is the measured power in chapter 10.

General Note:

1. Per KDB648474 D04v01r03, for smart phones with a display diagonal dimension > 15.0 cm or an overall diagonal dimension > 16.0 cm, when hotspot mode applies, 10-g extremity SAR is required only for the surfaces and edges with hotspot mode 1-g reported SAR > 1.2 W/kg, however, when power reduction applies to hotspot mode the measured SAR must be scaled to the maximum output power, including tolerance, allowed for phablet modes to compare with the 1.2 W/kg SAR test reduction threshold.

a. WLAN5GHz U-NII-2A and U-NII-2C tested the product specific 10g SAR since it has no hotspot mode.

b. When 10-g product specific 10g SAR is considered, SAR thresholds is specified in the procedures for SAR test reduction and exclusion should be multiplied by 2.5.

Duty Cycle

Mode	Duty Cycle
WCDMA	1:1
FDD_LTE	1:1
5G_NR	1:1
Bluetooth	1:1.3
WLAN 2.4GHz	1:1
WLAN 5GHz	1:1.02

12.1. Testing Environment

Temperature:	18°C~25°C
Relative humidity:	30%~70%
Ambient noise & Reflection:	< 0.012 W/kg

12.2. Test Results

Table 12.1: WCDMA Band 2 SAR Values

ANT	Power Level	RF Exposure Conditions	Frequency Band	Channel Number	Frequency (MHz)	Mode/RB	Test Position	Distance	Note	Figure No.	EUT Measured Power (dBm)	Tune up (dBm)	Duty Cycle %	Duty Cycle Scaling Factor	Measured SAR 1g (W/kg)	Calculated SAR 1g (W/kg)	Measured SAR 10g (W/kg)	Calculated SAR 10g (W/kg)	Power Drift
3	A1	Head	WCDMA Band 2	9538	1907.6	RMC	Left Cheek	0mm	\	\	14.96	16.00	\	\	0.351	0.45	0.194	0.25	-0.13
3	A1	Head	WCDMA Band 2	9538	1907.6	RMC	Left Tilt	0mm	\	\	14.96	16.00	\	\	0.419	0.53	0.228	0.29	-0.16
3	A1	Head	WCDMA Band 2	9538	1907.6	RMC	Right Cheek	0mm	\	\	14.96	16.00	\	\	0.542	0.69	0.265	0.34	0.10
3	A1	Head	WCDMA Band 2	9538	1907.6	RMC	Right Tilt	0mm	\	1	14.96	16.00	\	\	0.591	0.75	0.281	0.36	0.18
3	B1	Hotspot	WCDMA Band 2	9538	1907.6	RMC	Front	10mm	\	\	18.46	19.50	\	\	0.251	0.32	0.135	0.17	0.13
3	B1	Hotspot	WCDMA Band 2	9538	1907.6	RMC	Rear	10mm	\	\	18.46	19.50	\	\	0.323	0.41	0.177	0.22	-0.17
3	B1	Hotspot	WCDMA Band 2	9538	1907.6	RMC	Left	10mm	\	\	18.46	19.50	\	\	0.060	0.08	0.036	0.05	0.17
3	B1	Hotspot	WCDMA Band 2	9538	1907.6	RMC	Top	10mm	\	2	18.46	19.50	\	\	0.512	0.65	0.263	0.33	-0.03
3	D1	Body-worn	WCDMA Band 2	9538	1907.6	RMC	Front	15mm	\	\	20.36	21.50	\	\	0.179	0.23	0.106	0.14	0.05
3	D1	Body-worn	WCDMA Band 2	9538	1907.6	RMC	Rear	15mm	\	\	20.36	21.50	\	\	0.272	0.35	0.160	0.21	-0.16
3	C1	Body-worn	WCDMA Band 2	9538	1907.6	RMC	Front	16mm	\	\	23.77	25.00	\	\	0.360	0.48	0.201	0.27	-0.11
3	C1	Body-worn	WCDMA Band 2	9538	1907.6	RMC	Rear	18mm	\	\	23.77	25.00	\	\	0.422	0.56	0.244	0.32	-0.08

Table 12.2: WCDMA Band 4 SAR Values

ANT	Power Level	RF Exposure Conditions	Frequency Band	Channel Number	Frequency (MHz)	Mode/RB	Test Position	Distance	Note	Figure No.	EUT Measured Power (dBm)	Tune up (dBm)	Duty Cycle %	Duty Cycle Scaling Factor	Measured SAR 1g (W/kg)	Calculated SAR 1g (W/kg)	Measured SAR 10g (W/kg)	Calculated SAR 10g (W/kg)	Power Drift
3	A1	Head	WCDMA Band 4	1413	1732.6	RMC	Left Cheek	0mm	\	\	17.51	19.00	\	\	0.453	0.64	0.248	0.35	0.06
3	A1	Head	WCDMA Band 4	1413	1732.6	RMC	Left Tilt	0mm	\	\	17.51	19.00	\	\	0.509	0.72	0.261	0.37	0.05
3	A1	Head	WCDMA Band 4	1413	1732.6	RMC	Right Cheek	0mm	\	3	17.51	19.00	\	\	0.607	0.86	0.317	0.45	0.10
3	A1	Head	WCDMA Band 4	1413	1732.6	RMC	Right Tilt	0mm	\	\	17.51	19.00	\	\	0.567	0.80	0.275	0.39	0.06
3	A1	Head	WCDMA Band 4	1513	1752.6	RMC	Right Cheek	0mm	\	\	17.34	19.00	\	\	0.584	0.86	0.298	0.44	-0.02
3	A1	Head	WCDMA Band 4	1312	1712.4	RMC	Right Cheek	0mm	\	\	17.49	19.00	\	\	0.594	0.84	0.303	0.43	-0.16
3	B1	Hotspot	WCDMA Band 4	1413	1732.6	RMC	Front	10mm	\	\	21.55	23.00	\	\	0.321	0.45	0.181	0.25	0.03
3	B1	Hotspot	WCDMA Band 4	1413	1732.6	RMC	Rear	10mm	\	\	21.55	23.00	\	\	0.445	0.62	0.263	0.37	-0.17
3	B1	Hotspot	WCDMA Band 4	1413	1732.6	RMC	Left	10mm	\	\	21.55	23.00	\	\	0.144	0.20	0.082	0.11	0.12
3	B1	Hotspot	WCDMA Band 4	1413	1732.6	RMC	Top	10mm	\	4	21.55	23.00	\	\	0.507	0.71	0.260	0.36	-0.15
3	C1	Body-worn	WCDMA Band 4	1413	1732.6	RMC	Front	15mm	\	\	23.46	25.00	\	\	0.255	0.36	0.153	0.22	0.06
3	C1	Body-worn	WCDMA Band 4	1413	1732.6	RMC	Rear	15mm	\	\	23.46	25.00	\	\	0.409	0.58	0.249	0.35	-0.01

Table 12.3: WCDMA Band 5 SAR Values

ANT	Power Level	RF Exposure Conditions	Frequency Band	Channel Number	Frequency (MHz)	Mode/RB	Test Position	Distance	Note	Figure No.	EUT Measured Power (dBm)	Tune up (dBm)	Duty Cycle %	Duty Cycle Scaling Factor	Measured SAR 1g (W/kg)	Calculated SAR 1g (W/kg)	Measured SAR 10g (W/kg)	Calculated SAR 10g (W/kg)	Power Drift
0	A1	Head	WCDMA Band 5	4233	846.6	RMC	Left Cheek	0mm	\	\	23.41	25.00	\	\	0.205	0.30	0.141	0.20	0.14
0	A1	Head	WCDMA Band 5	4233	846.6	RMC	Left Tilt	0mm	\	\	23.41	25.00	\	\	0.112	0.16	0.078	0.11	0.07
0	A1	Head	WCDMA Band 5	4233	846.6	RMC	Right Cheek	0mm	\	5	23.41	25.00	\	\	0.252	0.36	0.197	0.28	0.08
0	A1	Head	WCDMA Band 5	4233	846.6	RMC	Right Tilt	0mm	\	\	23.41	25.00	\	\	0.119	0.17	0.083	0.12	0.05
0	B1	Hotspot	WCDMA Band 5	4233	846.6	RMC	Front	10mm	\	\	23.41	25.00	\	\	0.241	0.35	0.152	0.22	0.15
0	B1	Hotspot	WCDMA Band 5	4233	846.6	RMC	Rear	10mm	\	6	23.41	25.00	\	\	0.379	0.55	0.271	0.39	0.14
0	B1	Hotspot	WCDMA Band 5	4233	846.6	RMC	Left	10mm	\	\	23.41	25.00	\	\	0.105	0.15	0.069	0.10	-0.10
0	B1	Hotspot	WCDMA Band 5	4233	846.6	RMC	Right	10mm	\	\	23.41	25.00	\	\	0.272	0.39	0.180	0.26	-0.08
0	B1	Hotspot	WCDMA Band 5	4233	846.6	RMC	Bottom	10mm	\	\	23.41	25.00	\	\	0.186	0.27	0.100	0.14	0.11
0	B1	Hotspot	WCDMA Band 5	4233	846.6	RMC	Rear	10mm	PVT	\	23.41	25.00	\	\	0.362	0.52	0.232	0.33	0.14
0	C1	Body-worn	WCDMA Band 5	4233	846.6	RMC	Front	10mm	\	\	23.41	25.00	\	\	0.241	0.35	0.152	0.22	0.15
0	C1	Body-worn	WCDMA Band 5	4233	846.6	RMC	Rear	10mm	\	\	23.41	25.00	\	\	0.379	0.55	0.271	0.39	0.14



Table 12.4: LTE Band 2 SAR Values

ANT	Power Level	RF Exposure Conditions	Frequency Band	Channel Number	Frequency (MHz)	Mode/RB	Test Position	Distance	Note	Figure No.	EUT Measured Power (dBm)	Tune up (dBm)	Duty Cycle %	Duty Cycle Scaling Factor	Measured SAR 1g (W/kg)	Calculated SAR 1g (W/kg)	Measured SAR 10g (W/kg)	Calculated SAR 10g (W/kg)	Power Drift
3	A1	Head	LTE Band 2	18900	1880.0	1RB0	Left Cheek	0mm	\	\	15.14	16.00	\	\	0.343	0.42	0.185	0.23	0.05
3	A1	Head	LTE Band 2	18900	1880.0	50RB0	Left Cheek	0mm	\	\	15.10	16.00	\	\	0.293	0.36	0.157	0.19	0.02
3	A1	Head	LTE Band 2	18900	1880.0	1RB0	Left Tilt	0mm	\	\	15.14	16.00	\	\	0.429	0.52	0.208	0.25	-0.06
3	A1	Head	LTE Band 2	18900	1880.0	50RB0	Left Tilt	0mm	\	\	15.10	16.00	\	\	0.421	0.52	0.198	0.24	0.07
3	A1	Head	LTE Band 2	18900	1880.0	1RB0	Right Cheek	0mm	\	\	15.14	16.00	\	\	0.642	0.78	0.312	0.38	-0.17
3	A1	Head	LTE Band 2	18900	1880.0	50RB0	Right Cheek	0mm	\	\	15.10	16.00	\	\	0.646	0.79	0.297	0.37	0.19
3	A1	Head	LTE Band 2	18900	1880.0	1RB0	Right Tilt	0mm	\	7	15.14	16.00	\	\	0.721	0.88	0.340	0.41	0.03
3	A1	Head	LTE Band 2	18900	1880.0	50RB0	Right Tilt	0mm	\	\	15.10	16.00	\	\	0.709	0.87	0.332	0.41	-0.04
3	A1	Head	LTE Band 2	19100	1900.0	1RB0	Right Tilt	0mm	\	\	15.06	16.00	\	\	0.669	0.83	0.331	0.41	0.08
3	A1	Head	LTE Band 2	18700	1860.0	1RB0	Right Tilt	0mm	\	\	15.12	16.00	\	\	0.701	0.86	0.348	0.43	-0.11
3	A1	Head	LTE Band 2	19100	1900.0	50RB0	Right Tilt	0mm	\	\	15.03	16.00	\	\	0.673	0.84	0.342	0.43	0.04
3	A1	Head	LTE Band 2	18700	1860.0	50RB0	Right Tilt	0mm	\	\	15.07	16.00	\	\	0.656	0.81	0.338	0.42	-0.14
3	A1	Head	LTE Band 2	18900	1880.0	100RB	Right Tilt	0mm	\	\	15.08	16.00	\	\	0.703	0.87	0.337	0.42	-0.04
3	A2	Head	LTE Band 2	18900	1880.0	1RB0	Left Cheek	0mm	\	\	13.19	14.00	\	\	0.210	0.25	0.114	0.14	-0.08
3	A2	Head	LTE Band 2	18900	1880.0	50RB0	Left Cheek	0mm	\	\	13.10	14.00	\	\	0.180	0.22	0.097	0.12	-0.04
3	A2	Head	LTE Band 2	18900	1880.0	1RB0	Left Tilt	0mm	\	\	13.19	14.00	\	\	0.263	0.32	0.128	0.15	0.18
3	A2	Head	LTE Band 2	18900	1880.0	50RB0	Left Tilt	0mm	\	\	13.10	14.00	\	\	0.258	0.32	0.122	0.15	0.13
3	A2	Head	LTE Band 2	18900	1880.0	1RB0	Right Cheek	0mm	\	\	13.19	14.00	\	\	0.394	0.47	0.192	0.23	0.18
3	A2	Head	LTE Band 2	18900	1880.0	50RB0	Right Cheek	0mm	\	\	13.10	14.00	\	\	0.396	0.49	0.183	0.23	-0.03
3	A2	Head	LTE Band 2	18900	1880.0	1RB0	Right Tilt	0mm	\	\	13.19	14.00	\	\	0.444	0.54	0.209	0.25	0.18
3	A2	Head	LTE Band 2	18900	1880.0	50RB0	Right Tilt	0mm	\	\	13.10	14.00	\	\	0.435	0.54	0.204	0.25	0.04
3	B1	Hotspot	LTE Band 2	18900	1880.0	1RB0	Front	10mm	\	\	18.61	19.50	\	\	0.325	0.40	0.158	0.19	-0.05
3	B1	Hotspot	LTE Band 2	18900	1880.0	50RB0	Front	10mm	\	\	18.56	19.50	\	\	0.296	0.37	0.159	0.20	0.13
3	B1	Hotspot	LTE Band 2	18900	1880.0	1RB0	Rear	10mm	\	\	18.61	19.50	\	\	0.431	0.53	0.207	0.25	0.09
3	B1	Hotspot	LTE Band 2	18900	1880.0	50RB0	Rear	10mm	\	\	18.56	19.50	\	\	0.385	0.48	0.225	0.28	-0.18
3	B1	Hotspot	LTE Band 2	18900	1880.0	1RB0	Left	10mm	\	\	18.61	19.50	\	\	0.077	0.09	0.041	0.05	0.07
3	B1	Hotspot	LTE Band 2	18900	1880.0	50RB0	Left	10mm	\	\	18.56	19.50	\	\	0.069	0.09	0.042	0.05	-0.08
3	B1	Hotspot	LTE Band 2	18900	1880.0	1RB0	Top	10mm	\	\	18.61	19.50	\	\	0.604	0.74	0.307	0.38	-0.06
3	B1	Hotspot	LTE Band 2	18900	1880.0	50RB0	Top	10mm	\	\	18.56	19.50	\	\	0.616	0.76	0.313	0.39	-0.07
3	B2	Hotspot	LTE Band 2	18900	1880.0	1RB0	Front	10mm	\	\	17.20	18.00	\	\	0.230	0.28	0.114	0.14	0.01
3	B2	Hotspot	LTE Band 2	18900	1880.0	50RB0	Front	10mm	\	\	17.09	18.00	\	\	0.210	0.26	0.114	0.14	0.19
3	B2	Hotspot	LTE Band 2	18900	1880.0	1RB0	Rear	10mm	\	\	17.20	18.00	\	\	0.305	0.37	0.149	0.18	0.06
3	B2	Hotspot	LTE Band 2	18900	1880.0	50RB0	Rear	10mm	\	\	17.09	18.00	\	\	0.273	0.34	0.162	0.20	0.03
3	B2	Hotspot	LTE Band 2	18900	1880.0	1RB0	Left	10mm	\	\	17.20	18.00	\	\	0.055	0.07	0.029	0.04	-0.19
3	B2	Hotspot	LTE Band 2	18900	1880.0	50RB0	Left	10mm	\	\	17.09	18.00	\	\	0.049	0.06	0.030	0.04	0.12
3	B2	Hotspot	LTE Band 2	18900	1880.0	1RB0	Top	10mm	\	\	17.20	18.00	\	\	0.428	0.51	0.221	0.27	0.12
3	B2	Hotspot	LTE Band 2	18900	1880.0	50RB0	Top	10mm	\	\	17.09	18.00	\	\	0.436	0.54	0.225	0.28	0.19
3	D1/D2	Body-worn	LTE Band 2	18900	1880.0	1RB0	Front	15mm	\	\	20.28	21.00	\	\	0.246	0.29	0.140	0.17	-0.05
3	D1/D2	Body-worn	LTE Band 2	18900	1880.0	50RB0	Front	15mm	\	\	20.21	21.00	\	\	0.225	0.27	0.129	0.15	0.11
3	D1/D2	Body-worn	LTE Band 2	18900	1880.0	1RB0	Rear	15mm	\	\	20.28	21.00	\	\	0.286	0.34	0.170	0.20	0.10
3	D1/D2	Body-worn	LTE Band 2	18900	1880.0	50RB0	Rear	15mm	\	\	20.21	21.00	\	\	0.280	0.34	0.165	0.20	-0.04
3	C1C2	Body-worn	LTE Band 2	18900	1880.0	1RB0	Front	16mm	\	\	24.19	25.00	\	\	0.457	0.55	0.260	0.31	-0.12
3	C1C2	Body-worn	LTE Band 2	18900	1880.0	50RB0	Front	16mm	\	\	23.12	24.00	\	\	0.362	0.44	0.204	0.25	0.13
3	C1C2	Body-worn	LTE Band 2	18900	1880.0	1RB0	Rear	18mm	\	\	24.19	25.00	\	\	0.552	0.67	0.317	0.38	0.08
3	C1C2	Body-worn	LTE Band 2	18900	1880.0	50RB0	Rear	18mm	\	\	23.12	24.00	\	\	0.430	0.53	0.247	0.30	0.19
2	A1	Head	LTE Band 2	18700	1860.0	1RB0	Left Cheek	0mm	\	\	20.02	21.00	\	\	0.218	0.27	0.123	0.15	-0.08
2	A1	Head	LTE Band 2	18700	1860.0	50RB0	Left Cheek	0mm	\	\	19.96	21.00	\	\	0.287	0.36	0.162	0.21	-0.08
2	A1	Head	LTE Band 2	18700	1860.0	1RB0	Left Tilt	0mm	\	\	20.02	21.00	\	\	0.082	0.10	0.050	0.06	0.00
2	A1	Head	LTE Band 2	18700	1860.0	50RB0	Left Tilt	0mm	\	\	19.96	21.00	\	\	0.066	0.08	0.040	0.05	-0.14
2	A1	Head	LTE Band 2	18700	1860.0	1RB0	Right Cheek	0mm	\	\	20.02	21.00	\	\	0.474	0.59	0.249	0.31	-0.15
2	A1	Head	LTE Band 2	18700	1860.0	50RB0	Right Cheek	0mm	\	\	19.96	21.00	\	\	0.468	0.59	0.242	0.31	0.13
2	A1	Head	LTE Band 2	18700	1860.0	1RB0	Right Tilt	0mm	\	\	20.02	21.00	\	\	0.122	0.15	0.075	0.09	-0.04
2	A1	Head	LTE Band 2	18700	1860.0	50RB0	Right Tilt	0mm	\	\	19.96	21.00	\	\	0.154	0.20	0.090	0.11	-0.12
2	A2	Head	LTE Band 2	18700	1860.0	1RB0	Left Cheek	0mm	\	\	17.00	18.00	\	\	0.107	0.13	0.060	0.08	-0.08
2	A2	Head	LTE Band 2	18700	1860.0	50RB0	Left Cheek	0mm	\	\	16.96	18.00	\	\	0.141	0.18	0.079	0.10	-0.04
2	A2	Head	LTE Band 2	18700	1860.0	1RB0	Left Tilt	0mm	\	\	17.00	18.00	\	\	0.040	0.05	0.024	0.03	-0.03
2	A2	Head	LTE Band 2	18700	1860.0	50RB0	Left Tilt	0mm	\	\	16.96	18.00	\	\	0.032	0.04	0.019	0.02	-0.08
2	A2	Head	LTE Band 2	18700	1860.0	1RB0	Right Cheek	0mm	\	\	17.00	18.00	\	\	0.233	0.29	0.121	0.15	0.03
2	A2	Head	LTE Band 2	18700	1860.0	50RB0	Right Cheek	0mm	\	\	16.96	18.00	\	\	0.230	0.29	0.118	0.15	-0.17
2	A2	Head	LTE Band 2	18700	1860.0	1RB0	Right Tilt	0mm	\	\	17.00	18.00	\	\	0.060	0.08	0.036	0.05	0.18
2	A2	Head	LTE Band 2	18700	1860.0	50RB0	Right Tilt	0mm	\	\	16.96	18.00	\	\	0.076	0.10	0.044	0.06	-0.01
2	B1	Hotspot	LTE Band 2	18700	1860.0	1RB0	Front	10mm	\	\	23.09	24.00	\	\	0.279	0.34	0.149	0.18	0.07
2	B1	Hotspot	LTE Band 2	18700	1860.0	50RB0	Front	10mm	\	\	22.01	23.00	\	\	0.198	0.25	0.104	0.13	-0.02
2	B1	Hotspot	LTE Band 2	18700	1860.0	1RB0	Rear	10mm	\	8	23.09	24.00	\	\	0.735	0.91	0.392	0.48	-0.09
2	B1	Hotspot	LTE Band 2	18700	1860.0	50RB0	Rear	10mm	\	\	22.01	23.00	\	\	0.505	0.63	0.254	0.32	0.13
2	B1	Hotspot	LTE Band 2	18700	1860.0	1RB0	Left	10mm	\	\	23.09	24.00	\	\	0.636	0.78	0.334	0.41	-0.19
2	B1	Hotspot	LTE Band 2	18700	1860.0	50RB0	Left	10mm	\	\	22.01	23.00	\	\	0.465	0.58	0.242	0.30	0.09
2	B1	Hotspot	LTE Band 2	18700	1860.0	1RB0	Top	10mm	\	\	23.09	24.00	\	\	0.078	0.10	0.048	0.06	0.01
2	B1	Hotspot	LTE Band 2	18700	1860.0	50RB0	Top	10mm	\	\	22.01	23.00	\	\	0.061	0.08	0.037	0.05	-0.08
2	B1	Hotspot	LTE Band 2	19100	1900.0	1RB0	Rear	10mm	\	\	23.08	24.00	\	\	0.627	0.77	0.316	0.39	-0.18
2	B1	Hotspot	LTE Band 2	18900	1880.0	1RB0	Rear	10mm	\	\	23.03	24.00	\	\	0.592	0.74	0.319	0.40	0.03
2	B1	Hotspot	LTE Band 2	18700	1860.0	100RB	Rear	10mm	\	\	21.98	23.00	\	\	0.474	0.60	0.258	0.33	-0.03
2	B2	Hotspot	LTE Band 2	18700	1860.0	1RB0	Front	10mm	\	\	20.02	21.00	\	\	0.104	0.13	0.055	0.07	0.19
2	B2	Hotspot	LTE Band																

Table 12.5: LTE Band 5 SAR Values

ANT	Power Level	RF Exposure Conditions	Frequency Band	Channel Number	Frequency (MHz)	Mode/RB	Test Position	Distance	Note	Figure No.	EUT Measured Power (dBm)	Tune up (dBm)	Duty Cycle %	Duty Cycle Scaling Factor	Measured SAR 1g (W/kg)	Calculated SAR 1g (W/kg)	Measured SAR 10g (W/kg)	Calculated SAR 10g (W/kg)	Power Drift
0	A1/A2	Head	LTE Band 5	20450	829.0	1RB24	Left Cheek	0mm	\	\	23.78	25.00	\	\	0.190	0.25	0.131	0.17	0.02
0	A1/A2	Head	LTE Band 5	20450	829.0	25RB25	Left Cheek	0mm	\	\	22.79	24.00	\	\	0.154	0.20	0.106	0.14	0.07
0	A1/A2	Head	LTE Band 5	20450	829.0	1RB24	Left Tilt	0mm	\	\	23.78	25.00	\	\	0.119	0.16	0.083	0.11	0.11
0	A1/A2	Head	LTE Band 5	20450	829.0	25RB25	Left Tilt	0mm	\	\	22.79	24.00	\	\	0.096	0.13	0.067	0.09	0.03
0	A1/A2	Head	LTE Band 5	20450	829.0	1RB24	Right Cheek	0mm	\	9	23.78	25.00	\	\	0.274	0.36	0.207	0.27	0.09
0	A1/A2	Head	LTE Band 5	20450	829.0	25RB25	Right Cheek	0mm	\	\	22.79	24.00	\	\	0.216	0.29	0.150	0.20	0.13
0	A1/A2	Head	LTE Band 5	20450	829.0	1RB24	Right Tilt	0mm	\	\	23.78	25.00	\	\	0.122	0.16	0.086	0.11	0.05
0	A1/A2	Head	LTE Band 5	20450	829.0	25RB25	Right Tilt	0mm	\	\	22.79	24.00	\	\	0.095	0.13	0.067	0.09	0.07
0	A1/A2	Head	LTE Band 5	20450	829.0	ULCA	Right Cheek	0mm	CA_5B	\	23.64	25.00	\	\	0.245	0.34	0.179	0.24	0.06
0	B1/B2	Hotspot	LTE Band 5	20450	829.0	1RB24	Front	10mm	\	\	23.78	25.00	\	\	0.210	0.28	0.152	0.20	0.13
0	B1/B2	Hotspot	LTE Band 5	20450	829.0	25RB25	Front	10mm	\	\	22.79	24.00	\	\	0.173	0.23	0.110	0.15	-0.15
0	B1/B2	Hotspot	LTE Band 5	20450	829.0	1RB24	Rear	10mm	\	10	23.78	25.00	\	\	0.334	0.44	0.209	0.28	-0.11
0	B1/B2	Hotspot	LTE Band 5	20450	829.0	25RB25	Rear	10mm	\	\	22.79	24.00	\	\	0.276	0.36	0.172	0.23	-0.06
0	B1/B2	Hotspot	LTE Band 5	20450	829.0	1RB24	Left	10mm	\	\	23.78	25.00	\	\	0.128	0.17	0.084	0.11	-0.19
0	B1/B2	Hotspot	LTE Band 5	20450	829.0	25RB25	Left	10mm	\	\	22.79	24.00	\	\	0.099	0.13	0.066	0.09	0.01
0	B1/B2	Hotspot	LTE Band 5	20450	829.0	1RB24	Right	10mm	\	\	23.78	25.00	\	\	0.282	0.37	0.187	0.25	-0.05
0	B1/B2	Hotspot	LTE Band 5	20450	829.0	25RB25	Right	10mm	\	\	22.79	24.00	\	\	0.223	0.29	0.147	0.19	-0.07
0	B1/B2	Hotspot	LTE Band 5	20450	829.0	1RB24	Bottom	10mm	\	\	23.78	25.00	\	\	0.177	0.23	0.097	0.13	0.02
0	B1/B2	Hotspot	LTE Band 5	20450	829.0	25RB25	Bottom	10mm	\	\	22.79	24.00	\	\	0.162	0.21	0.080	0.11	0.08
0	B1/B2	Hotspot	LTE Band 5	20450	829.0	ULCA	Rear	10mm	CA_5B	\	23.64	25.00	\	\	0.316	0.43	0.180	0.25	0.07
0	C1/C2	Body-worn	LTE Band 5	20450	829.0	1RB24	Front	10mm	\	\	23.78	25.00	\	\	0.210	0.28	0.152	0.20	0.13
0	C1/C2	Body-worn	LTE Band 5	20450	829.0	25RB25	Front	10mm	\	\	22.79	24.00	\	\	0.173	0.23	0.110	0.15	-0.15
0	C1/C2	Body-worn	LTE Band 5	20450	829.0	1RB24	Rear	10mm	\	\	23.78	25.00	\	\	0.334	0.44	0.209	0.28	-0.11
0	C1/C2	Body-worn	LTE Band 5	20450	829.0	25RB25	Rear	10mm	\	\	22.79	24.00	\	\	0.276	0.36	0.172	0.23	-0.06
0	C1/C2	Body-worn	LTE Band 5	20450	829.0	ULCA	Rear	10mm	CA_5B	\	23.64	25.00	\	\	0.316	0.43	0.180	0.25	0.07

Table 12.6: LTE Band 7 SAR Values

ANT	Power Level	RF Exposure Conditions	Frequency Band	Channel Number	Frequency (MHz)	Mode/RB	Test Position	Distance	Note	Figure No.	EUT Measured Power (dBm)	Tune up (dBm)	Duty Cycle %	Duty Cycle Scaling Factor	Measured SAR 1g (W/kg)	Calculated SAR 1g (W/kg)	Measured SAR 10g (W/kg)	Calculated SAR 10g (W/kg)	Power Drift
3	A1	Head	LTE Band 7	21350	2560.0	1RB99	Left Cheek	0mm	\	\	17.45	18.50	\	\	0.148	0.19	0.085	0.11	0.10
3	A1	Head	LTE Band 7	21350	2560.0	50RB50	Left Cheek	0mm	\	\	17.35	18.50	\	\	0.129	0.17	0.082	0.11	0.08
3	A1	Head	LTE Band 7	21350	2560.0	1RB99	Left Tilt	0mm	\	\	17.45	18.50	\	\	0.159	0.20	0.082	0.10	-0.18
3	A1	Head	LTE Band 7	21350	2560.0	50RB50	Left Tilt	0mm	\	\	17.35	18.50	\	\	0.148	0.19	0.076	0.10	0.08
3	A1	Head	LTE Band 7	21350	2560.0	1RB99	Right Cheek	0mm	\	11	17.45	18.50	\	\	0.434	0.55	0.224	0.29	-0.14
3	A1	Head	LTE Band 7	21350	2560.0	50RB50	Right Cheek	0mm	\	\	17.35	18.50	\	\	0.395	0.51	0.208	0.27	0.11
3	A1	Head	LTE Band 7	21350	2560.0	1RB99	Right Tilt	0mm	\	\	17.45	18.50	\	\	0.233	0.30	0.119	0.15	-0.09
3	A1	Head	LTE Band 7	21350	2560.0	50RB50	Right Tilt	0mm	\	\	17.35	18.50	\	\	0.208	0.27	0.096	0.12	-0.09
3	B1	Hotspot	LTE Band 7	21350	2560.0	1RB99	Front	10mm	\	\	21.52	22.50	\	\	0.297	0.37	0.165	0.21	-0.11
3	B1	Hotspot	LTE Band 7	21350	2560.0	50RB50	Front	10mm	\	\	21.44	22.50	\	\	0.300	0.38	0.168	0.21	0.19
3	B1	Hotspot	LTE Band 7	21350	2560.0	1RB99	Rear	10mm	\	\	21.52	22.50	\	\	0.507	0.64	0.261	0.33	0.04
3	B1	Hotspot	LTE Band 7	21350	2560.0	50RB50	Rear	10mm	\	12	21.44	22.50	\	\	0.532	0.68	0.273	0.35	0.16
3	B1	Hotspot	LTE Band 7	21350	2560.0	1RB99	Left	10mm	\	\	21.52	22.50	\	\	0.311	0.39	0.165	0.21	-0.14
3	B1	Hotspot	LTE Band 7	21350	2560.0	50RB50	Left	10mm	\	\	21.44	22.50	\	\	0.309	0.39	0.168	0.21	-0.11
3	B1	Hotspot	LTE Band 7	21350	2560.0	1RB99	Top	10mm	\	\	21.52	22.50	\	\	0.132	0.17	0.069	0.09	0.04
3	B1	Hotspot	LTE Band 7	21350	2560.0	50RB50	Top	10mm	\	\	21.44	22.50	\	\	0.130	0.17	0.069	0.09	-0.19
3	C1	Body-worn	LTE Band 7	21350	2560.0	1RB99	Front	15mm	\	\	23.22	24.00	\	\	0.219	0.26	0.121	0.14	0.11
3	C1	Body-worn	LTE Band 7	21350	2560.0	50RB50	Front	15mm	\	\	22.17	23.00	\	\	0.179	0.22	0.099	0.12	0.02
3	C1	Body-worn	LTE Band 7	21350	2560.0	1RB99	Rear	15mm	\	\	23.22	24.00	\	\	0.310	0.37	0.176	0.21	0.14
3	C1	Body-worn	LTE Band 7	21350	2560.0	50RB50	Rear	15mm	\	\	22.17	23.00	\	\	0.244	0.30	0.136	0.16	-0.13

Table 12.7: LTE Band 12 SAR Values

ANT	Power Level	RF Exposure Conditions	Frequency Band	Channel Number	Frequency (MHz)	Mode/RB	Test Position	Distance	Note	Figure No.	EUT Measured Power (dBm)	Tune up (dBm)	Duty Cycle %	Duty Cycle Scaling Factor	Measured SAR 1g (W/kg)	Calculated SAR 1g (W/kg)	Measured SAR 10g (W/kg)	Calculated SAR 10g (W/kg)	Power Dfrr
0	A1/A2	Head	LTE Band 12	23060	704.0	1RB49	Left Cheek	0mm	\	\	23.89	25.00	\	\	0.167	0.22	0.117	0.15	0.06
0	A1/A2	Head	LTE Band 12	23060	704.0	25RB25	Left Cheek	0mm	\	\	22.87	24.00	\	\	0.124	0.16	0.087	0.11	0.02
0	A1/A2	Head	LTE Band 12	23060	704.0	1RB49	Left Tilt	0mm	\	\	23.89	25.00	\	\	0.087	0.11	0.062	0.08	0.04
0	A1/A2	Head	LTE Band 12	23060	704.0	25RB25	Left Tilt	0mm	\	\	22.87	24.00	\	\	0.065	0.08	0.046	0.06	0.10
0	A1/A2	Head	LTE Band 12	23060	704.0	1RB49	Right Cheek	0mm	\	13	23.89	25.00	\	\	0.285	0.37	0.221	0.29	0.01
0	A1/A2	Head	LTE Band 12	23060	704.0	25RB25	Right Cheek	0mm	\	\	22.87	24.00	\	\	0.198	0.26	0.139	0.18	0.08
0	A1/A2	Head	LTE Band 12	23060	704.0	1RB49	Right Tilt	0mm	\	\	23.89	25.00	\	\	0.128	0.17	0.090	0.12	0.06
0	A1/A2	Head	LTE Band 12	23060	704.0	25RB25	Right Tilt	0mm	\	\	22.87	24.00	\	\	0.073	0.09	0.052	0.07	0.02
0	A1/A2	Head	LTE Band 12	23060	704.0	1RB49	Right Cheek	0mm	PVT	\	23.89	25.00	\	\	0.227	0.29	0.163	0.21	0.05
0	B1/B2	Hotspot	LTE Band 12	23060	704.0	1RB49	Front	10mm	\	\	23.89	25.00	\	\	0.296	0.38	0.214	0.28	0.04
0	B1/B2	Hotspot	LTE Band 12	23060	704.0	25RB25	Front	10mm	\	\	22.87	24.00	\	\	0.223	0.29	0.163	0.21	0.13
0	B1/B2	Hotspot	LTE Band 12	23060	704.0	1RB49	Rear	10mm	\	\	23.89	25.00	\	\	0.359	0.46	0.227	0.29	-0.08
0	B1/B2	Hotspot	LTE Band 12	23060	704.0	25RB25	Rear	10mm	\	\	22.87	24.00	\	\	0.279	0.36	0.178	0.23	0.05
0	B1/B2	Hotspot	LTE Band 12	23060	704.0	1RB49	Left	10mm	\	\	23.89	25.00	\	\	0.228	0.29	0.152	0.20	-0.15
0	B1/B2	Hotspot	LTE Band 12	23060	704.0	25RB25	Left	10mm	\	\	22.87	24.00	\	\	0.179	0.23	0.119	0.15	0.10
0	B1/B2	Hotspot	LTE Band 12	23060	704.0	1RB49	Right	10mm	\	14	23.89	25.00	\	\	0.367	0.47	0.260	0.34	-0.07
0	B1/B2	Hotspot	LTE Band 12	23060	704.0	25RB25	Right	10mm	\	\	22.87	24.00	\	\	0.295	0.38	0.208	0.27	-0.06
0	B1/B2	Hotspot	LTE Band 12	23060	704.0	1RB49	Bottom	10mm	\	\	23.89	25.00	\	\	0.220	0.28	0.108	0.14	0.14
0	B1/B2	Hotspot	LTE Band 12	23060	704.0	25RB25	Bottom	10mm	\	\	22.87	24.00	\	\	0.177	0.23	0.083	0.11	0.12
0	C1/C2	Body-worn	LTE Band 12	23060	704.0	1RB49	Front	10mm	\	\	23.89	25.00	\	\	0.296	0.38	0.214	0.28	0.04
0	C1/C2	Body-worn	LTE Band 12	23060	704.0	25RB25	Front	10mm	\	\	22.87	24.00	\	\	0.223	0.29	0.163	0.21	0.13
0	C1/C2	Body-worn	LTE Band 12	23060	704.0	1RB49	Rear	10mm	\	\	23.89	25.00	\	\	0.359	0.46	0.227	0.29	-0.08
0	C1/C2	Body-worn	LTE Band 12	23060	704.0	25RB25	Rear	10mm	\	\	22.87	24.00	\	\	0.279	0.36	0.178	0.23	0.05

Note: SAR for LTE Band 17 is covered by LTE Band 12 due to similar frequency range, same maximum tune-up limit and same channel bandwidth.

Table 12.8: LTE Band 14 SAR Values

ANT	Power Level	RF Exposure Conditions	Frequency Band	Channel Number	Frequency (MHz)	Mode/RB	Test Position	Distance	Note	Figure No.	EUT Measured Power (dBm)	Tune up (dBm)	Duty Cycle %	Duty Cycle Scaling Factor	Measured SAR 1g (W/kg)	Calculated SAR 1g (W/kg)	Measured SAR 10g (W/kg)	Calculated SAR 10g (W/kg)	Power Dfrr
0	A1/A2	Head	LTE Band 14	23330	793.0	1RB24	Left Cheek	0mm	\	\	23.80	25.00	\	\	0.182	0.24	0.126	0.17	0.06
0	A1/A2	Head	LTE Band 14	23330	793.0	25RB0	Left Cheek	0mm	\	\	22.76	24.00	\	\	0.139	0.18	0.097	0.13	0.01
0	A1/A2	Head	LTE Band 14	23330	793.0	1RB24	Left Tilt	0mm	\	\	23.80	25.00	\	\	0.108	0.14	0.076	0.10	0.03
0	A1/A2	Head	LTE Band 14	23330	793.0	25RB0	Left Tilt	0mm	\	\	22.76	24.00	\	\	0.082	0.11	0.058	0.08	0.05
0	A1/A2	Head	LTE Band 14	23330	793.0	1RB24	Right Cheek	0mm	\	15	23.80	25.00	\	\	0.263	0.35	0.200	0.26	0.02
0	A1/A2	Head	LTE Band 14	23330	793.0	25RB0	Right Cheek	0mm	\	\	22.76	24.00	\	\	0.186	0.25	0.129	0.17	0.08
0	A1/A2	Head	LTE Band 14	23330	793.0	1RB24	Right Tilt	0mm	\	\	23.80	25.00	\	\	0.106	0.14	0.074	0.10	0.10
0	A1/A2	Head	LTE Band 14	23330	793.0	25RB0	Right Tilt	0mm	\	\	22.76	24.00	\	\	0.081	0.11	0.057	0.08	-0.13
0	B1/B2	Hotspot	LTE Band 14	23330	793.0	1RB24	Front	10mm	\	\	23.80	25.00	\	\	0.231	0.30	0.166	0.22	0.17
0	B1/B2	Hotspot	LTE Band 14	23330	793.0	25RB0	Front	10mm	\	\	22.76	24.00	\	\	0.177	0.24	0.128	0.17	-0.15
0	B1/B2	Hotspot	LTE Band 14	23330	793.0	1RB24	Rear	10mm	\	\	23.80	25.00	\	\	0.300	0.40	0.187	0.25	-0.06
0	B1/B2	Hotspot	LTE Band 14	23330	793.0	25RB0	Rear	10mm	\	\	22.76	24.00	\	\	0.276	0.37	0.197	0.26	-0.16
0	B1/B2	Hotspot	LTE Band 14	23330	793.0	1RB24	Left	10mm	\	\	23.80	25.00	\	\	0.148	0.20	0.098	0.13	0.17
0	B1/B2	Hotspot	LTE Band 14	23330	793.0	25RB0	Left	10mm	\	\	22.76	24.00	\	\	0.113	0.15	0.075	0.10	0.14
0	B1/B2	Hotspot	LTE Band 14	23330	793.0	1RB24	Right	10mm	\	16	23.80	25.00	\	\	0.350	0.46	0.245	0.32	-0.07
0	B1/B2	Hotspot	LTE Band 14	23330	793.0	25RB0	Right	10mm	\	\	22.76	24.00	\	\	0.240	0.32	0.161	0.21	-0.01
0	B1/B2	Hotspot	LTE Band 14	23330	793.0	1RB24	Bottom	10mm	\	\	23.80	25.00	\	\	0.171	0.23	0.088	0.12	0.11
0	B1/B2	Hotspot	LTE Band 14	23330	793.0	25RB0	Bottom	10mm	\	\	22.76	24.00	\	\	0.142	0.19	0.069	0.09	0.15
0	C1/C2	Body-worn	LTE Band 14	23330	793.0	1RB24	Front	10mm	\	\	23.80	25.00	\	\	0.231	0.30	0.166	0.22	0.17
0	C1/C2	Body-worn	LTE Band 14	23330	793.0	25RB0	Front	10mm	\	\	22.76	24.00	\	\	0.177	0.24	0.128	0.17	-0.15
0	C1/C2	Body-worn	LTE Band 14	23330	793.0	1RB24	Rear	10mm	\	\	23.80	25.00	\	\	0.300	0.40	0.187	0.25	-0.06
0	C1/C2	Body-worn	LTE Band 14	23330	793.0	25RB0	Rear	10mm	\	\	22.76	24.00	\	\	0.276	0.37	0.197	0.26	-0.16



Table 12.9: LTE Band 30 SAR Values

ANT	Power Level	RF Exposure Conditions	Frequency Band	Channel Number	Frequency (MHz)	Mode/RB	Test Position	Distance	Note	Figure No	EUT Measured Power (dBm)	Tune up (dBm)	Duty Cycle %	Duty Cycle Scaling Factor	Measured SAR 1g (W/kg)	Calculated SAR 1g (W/kg)	Measured SAR 10g (W/kg)	Calculated SAR 10g (W/kg)	Power Drift
3	A1	Head	LTE Band 30	27710	2310.0	1RB49	Left Cheek	0mm	\	\	16.30	18.00	\	\	0.198	0.29	0.115	0.17	-0.03
3	A1	Head	LTE Band 30	27710	2310.0	25RB0	Left Cheek	0mm	\	\	16.13	18.00	\	\	0.177	0.27	0.102	0.16	0.17
3	A1	Head	LTE Band 30	27710	2310.0	1RB49	Left Tilt	0mm	\	\	16.30	18.00	\	\	0.156	0.23	0.078	0.11	0.01
3	A1	Head	LTE Band 30	27710	2310.0	25RB0	Left Tilt	0mm	\	\	16.13	18.00	\	\	0.145	0.22	0.066	0.10	-0.13
3	A1	Head	LTE Band 30	27710	2310.0	1RB49	Right Cheek	0mm	\	\	16.30	18.00	\	\	0.537	0.79	0.291	0.43	0.02
3	A1	Head	LTE Band 30	27710	2310.0	25RB0	Right Cheek	0mm	\	\	16.13	18.00	\	\	0.494	0.76	0.266	0.41	-0.01
3	A1	Head	LTE Band 30	27710	2310.0	1RB49	Right Tilt	0mm	\	\	16.30	18.00	\	\	0.432	0.64	0.217	0.32	0.07
3	A2	Head	LTE Band 30	27710	2310.0	25RB0	Right Tilt	0mm	\	\	16.13	18.00	\	\	0.428	0.66	0.209	0.32	0.06
3	A1	Head	LTE Band 30	27710	2310.0	1RB49	Right Cheek	0mm	PVT	\	16.30	18.00	\	\	0.533	0.79	0.284	0.42	-0.15
3	A2	Head	LTE Band 30	27710	2310.0	1RB49	Left Cheek	0mm	\	\	13.29	15.00	\	\	0.091	0.14	0.053	0.08	-0.01
3	A2	Head	LTE Band 30	27710	2310.0	25RB0	Left Cheek	0mm	\	\	13.26	15.00	\	\	0.081	0.12	0.047	0.07	-0.04
3	A2	Head	LTE Band 30	27710	2310.0	1RB49	Left Tilt	0mm	\	\	13.29	15.00	\	\	0.072	0.11	0.036	0.05	0.12
3	A2	Head	LTE Band 30	27710	2310.0	25RB0	Left Tilt	0mm	\	\	13.26	15.00	\	\	0.067	0.10	0.031	0.05	-0.04
3	A2	Head	LTE Band 30	27710	2310.0	1RB49	Right Cheek	0mm	\	\	13.29	15.00	\	\	0.247	0.37	0.134	0.20	0.04
3	A2	Head	LTE Band 30	27710	2310.0	25RB0	Right Cheek	0mm	\	\	13.26	15.00	\	\	0.227	0.34	0.122	0.18	0.19
3	A2	Head	LTE Band 30	27710	2310.0	1RB49	Right Tilt	0mm	\	\	13.29	15.00	\	\	0.199	0.30	0.100	0.15	0.02
3	A2	Head	LTE Band 30	27710	2310.0	25RB0	Right Tilt	0mm	\	\	13.26	15.00	\	\	0.197	0.29	0.096	0.14	0.07
3	B1	Hotspot	LTE Band 30	27710	2310.0	1RB49	Front	10mm	\	\	16.58	18.50	\	\	0.200	0.31	0.110	0.17	-0.19
3	B1	Hotspot	LTE Band 30	27710	2310.0	25RB0	Front	10mm	\	\	16.58	18.50	\	\	0.210	0.33	0.119	0.19	0.18
3	B1	Hotspot	LTE Band 30	27710	2310.0	1RB49	Rear	10mm	\	\	16.58	18.50	\	\	0.583	0.91	0.280	0.44	0.18
3	B1	Hotspot	LTE Band 30	27710	2310.0	25RB0	Rear	10mm	\	18	16.58	18.50	\	\	0.604	0.94	0.291	0.45	-0.09
3	B1	Hotspot	LTE Band 30	27710	2310.0	1RB49	Left	10mm	\	\	16.58	18.50	\	\	0.227	0.35	0.122	0.19	0.19
3	B1	Hotspot	LTE Band 30	27710	2310.0	25RB0	Left	10mm	\	\	16.58	18.50	\	\	0.229	0.36	0.127	0.20	-0.15
3	B1	Hotspot	LTE Band 30	27710	2310.0	1RB49	Top	10mm	\	\	16.58	18.50	\	\	0.389	0.61	0.181	0.28	0.12
3	B1	Hotspot	LTE Band 30	27710	2310.0	25RB0	Top	10mm	\	\	16.58	18.50	\	\	0.425	0.66	0.197	0.31	0.09
3	B1	Hotspot	LTE Band 30	27710	2310.0	50RB0	Rear	10mm	\	\	16.54	18.50	\	\	0.595	0.93	0.288	0.45	-0.08
3	B1	Hotspot	LTE Band 30	27710	2310.0	25RB0	Rear	10mm	PVT	\	16.58	18.50	\	\	0.602	0.94	0.291	0.45	0.10
3	B2	Hotspot	LTE Band 30	27710	2310.0	1RB49	Front	10mm	\	\	13.86	15.50	\	\	0.085	0.12	0.047	0.07	0.19
3	B2	Hotspot	LTE Band 30	27710	2310.0	25RB0	Front	10mm	\	\	13.89	15.50	\	\	0.090	0.13	0.051	0.07	-0.10
3	B2	Hotspot	LTE Band 30	27710	2310.0	1RB49	Rear	10mm	\	\	13.86	15.50	\	\	0.250	0.36	0.119	0.17	0.14
3	B2	Hotspot	LTE Band 30	27710	2310.0	25RB0	Rear	10mm	\	\	13.89	15.50	\	\	0.259	0.38	0.124	0.18	0.16
3	B2	Hotspot	LTE Band 30	27710	2310.0	1RB49	Left	10mm	\	\	13.86	15.50	\	\	0.098	0.14	0.052	0.08	0.12
3	B2	Hotspot	LTE Band 30	27710	2310.0	25RB0	Left	10mm	\	\	13.89	15.50	\	\	0.098	0.14	0.054	0.08	-0.14
3	B2	Hotspot	LTE Band 30	27710	2310.0	1RB49	Top	10mm	\	\	13.86	15.50	\	\	0.167	0.24	0.077	0.11	0.00
3	B2	Hotspot	LTE Band 30	27710	2310.0	25RB0	Top	10mm	\	\	13.89	15.50	\	\	0.182	0.26	0.084	0.12	0.10
3	D1/D2	Body-worn	LTE Band 30	27710	2310.0	1RB49	Front	15mm	\	\	17.77	19.50	\	\	0.126	0.19	0.070	0.10	0.02
3	D1/D2	Body-worn	LTE Band 30	27710	2310.0	25RB0	Front	15mm	\	\	17.78	19.50	\	\	0.110	0.16	0.061	0.09	-0.06
3	D1/D2	Body-worn	LTE Band 30	27710	2310.0	1RB49	Rear	15mm	\	\	17.77	19.50	\	\	0.330	0.49	0.169	0.25	-0.15
3	D1/D2	Body-worn	LTE Band 30	27710	2310.0	25RB0	Rear	15mm	\	\	17.78	19.50	\	\	0.293	0.44	0.143	0.21	-0.09
3	C1/C2	Body-worn	LTE Band 30	27710	2310.0	1RB49	Front	16mm	\	\	23.31	25.00	\	\	0.321	0.47	0.183	0.27	-0.05
3	C1/C2	Body-worn	LTE Band 30	27710	2310.0	25RB0	Front	16mm	\	\	22.34	24.00	\	\	0.283	0.41	0.161	0.24	-0.05
3	C1/C2	Body-worn	LTE Band 30	27710	2310.0	1RB49	Rear	18mm	\	\	23.31	25.00	\	\	0.536	0.79	0.282	0.42	0.07
3	C1/C2	Body-worn	LTE Band 30	27710	2310.0	25RB0	Rear	18mm	\	\	22.34	24.00	\	\	0.485	0.71	0.251	0.37	-0.09
2	A1	Head	LTE Band 30	27710	2310.0	1RB49	Left Cheek	0mm	\	\	19.37	21.00	\	\	0.296	0.43	0.168	0.24	-0.07
2	A1	Head	LTE Band 30	27710	2310.0	25RB25	Left Cheek	0mm	\	\	19.32	21.00	\	\	0.237	0.35	0.135	0.20	-0.07
2	A1	Head	LTE Band 30	27710	2310.0	1RB49	Left Tilt	0mm	\	\	19.37	21.00	\	\	0.126	0.18	0.066	0.10	0.08
2	A1	Head	LTE Band 30	27710	2310.0	25RB25	Left Tilt	0mm	\	\	19.32	21.00	\	\	0.125	0.18	0.066	0.10	-0.15
2	A1	Head	LTE Band 30	27710	2310.0	1RB49	Right Cheek	0mm	\	17	19.37	21.00	\	\	0.567	0.83	0.298	0.43	-0.08
2	A1	Head	LTE Band 30	27710	2310.0	25RB25	Right Cheek	0mm	\	\	19.32	21.00	\	\	0.532	0.78	0.279	0.41	0.05
2	A1	Head	LTE Band 30	27710	2310.0	1RB49	Right Tilt	0mm	\	\	19.37	21.00	\	\	0.177	0.26	0.095	0.14	-0.02
2	A1	Head	LTE Band 30	27710	2310.0	25RB25	Right Tilt	0mm	\	\	19.32	21.00	\	\	0.183	0.27	0.094	0.14	-0.17
2	A1	Head	LTE Band 30	27710	2310.0	1RB49	Right Cheek	0mm	PVT	\	19.37	21.00	\	\	0.544	0.79	0.287	0.42	0.00
2	A2	Head	LTE Band 30	27710	2310.0	1RB49	Left Cheek	0mm	\	\	17.38	19.00	\	\	0.191	0.28	0.109	0.16	0.03
2	A2	Head	LTE Band 30	27710	2310.0	25RB25	Left Cheek	0mm	\	\	17.31	19.00	\	\	0.153	0.23	0.088	0.13	0.13
2	A2	Head	LTE Band 30	27710	2310.0	1RB49	Left Tilt	0mm	\	\	17.38	19.00	\	\	0.081	0.12	0.043	0.06	-0.02
2	A2	Head	LTE Band 30	27710	2310.0	25RB25	Left Tilt	0mm	\	\	17.31	19.00	\	\	0.081	0.12	0.043	0.06	-0.01
2	A2	Head	LTE Band 30	27710	2310.0	1RB49	Right Cheek	0mm	\	\	17.38	19.00	\	\	0.366	0.53	0.194	0.28	0.04
2	A2	Head	LTE Band 30	27710	2310.0	25RB25	Right Cheek	0mm	\	\	17.31	19.00	\	\	0.343	0.51	0.182	0.27	-0.17
2	A2	Head	LTE Band 30	27710	2310.0	1RB49	Right Tilt	0mm	\	\	17.38	19.00	\	\	0.114	0.17	0.062	0.09	-0.04
2	A2	Head	LTE Band 30	27710	2310.0	25RB25	Right Tilt	0mm	\	\	17.31	19.00	\	\	0.118	0.17	0.061	0.09	0.01
2	B1	Hotspot	LTE Band 30	27710	2310.0	1RB49	Front	10mm	\	\	22.77	24.00	\	\	0.375	0.50	0.198	0.26	-0.03
2	B1	Hotspot	LTE Band 30	27710	2310.0	25RB25	Front	10mm	\	\	21.57	23.00	\	\	0.299	0.42	0.158	0.22	-0.12
2	B1	Hotspot	LTE Band 30	27710	2310.0	1RB49	Rear	10mm	\	\	22.77	24.00	\	\	0.575	0.76	0.298	0.40	0.01
2	B1	Hotspot	LTE Band 30	27710	2310.0	25RB25	Rear	10mm	\	\	21.57	23.00	\	\	0.524	0.73	0.255	0.35	-0.19
2	B1	Hotspot	LTE Band 30	27710	2310.0	1RB49	Left	10mm	\	\	22.77	24.00	\	\	0.378	0.50	0.188	0.25	0.03
2	B1	Hotspot	LTE Band 30	27710	2310.0	25RB25	Left	10mm	\	\	21.57	23.00	\	\	0.298	0.41	0.150	0.21	-0.19
2	B1	Hotspot	LTE Band 30	27710	2310.0	1RB49	Top	10mm	\	\	22.77	24.00	\	\	0.101	0.13	0.054	0.07	0.06
2	B1	Hotspot	LTE Band 30	27710	2310.0	25RB25	Top	10mm	\	\	21.57	23.00	\	\	0.072	0.10	0.039	0.05	0.04
2	B1	Hotspot	LTE Band 30	27710	2310.0	1RB49	Rear	10mm	PVT	\	22.77	24.00	\	\	0.467	0.62	0.225	0.30	-0.13
2	B2	Hotspot	LTE Band 30	27710	2310.0	1RB49	Front	10mm	\	\	19.37	21.00	\	\	0.252	0.37	0.135	0.20	0.07
2	B2	Hotspot	LTE Band 30	27710	2310.0	25RB25	Front	10mm	\	\	19.32	21.00	\	\	0.201	0.30	0.108	0.16	-0.18
2	B2	Hotspot	LTE Band 30	27710	2310.0	1RB49	Rear	10mm	\	\	19.37	21.00	\	\	0.387	0.56	0.203	0.30	0.15
2	B2	Hotspot	LTE Band 30	27710	2310.0	25RB25													



Table 12.10: LTE Band 66 SAR Values

ANT	Power Level	RF Exposure Conditions	Frequency Band	Channel Number	Frequency (MHz)	Mode/RB	Test Position	Distance	Note	Figure No.	EUT Measured Power (dBm)	Tune up (dBm)	Duty Cycle %	Duty Cycle Scaling Factor	Measured SAR 1g (W/kg)	Calculated SAR 1g (W/kg)	Measured SAR 10g (W/kg)	Calculated SAR 10g (W/kg)	Power Drift
3	A1	Head	LTE Band 66	132072	1720.0	1RB0	Left Cheek	0mm	\	\	18.01	19.00	\	\	0.600	0.75	0.307	0.39	0.13
3	A1	Head	LTE Band 66	132072	1720.0	50RB0	Left Cheek	0mm	\	\	17.89	19.00	\	\	0.566	0.73	0.283	0.37	-0.04
3	A1	Head	LTE Band 66	132072	1720.0	1RB0	Left Tilt	0mm	\	\	18.01	19.00	\	\	0.646	0.81	0.297	0.37	0.14
3	A1	Head	LTE Band 66	132072	1720.0	50RB0	Left Tilt	0mm	\	\	17.89	19.00	\	\	0.567	0.73	0.279	0.36	-0.16
3	A1	Head	LTE Band 66	132072	1720.0	1RB0	Right Cheek	0mm	\	\	18.01	19.00	\	\	0.711	0.89	0.375	0.47	0.07
3	A1	Head	LTE Band 66	132072	1720.0	50RB0	Right Cheek	0mm	\	\	17.89	19.00	\	\	0.667	0.86	0.320	0.41	0.15
3	A1	Head	LTE Band 66	132072	1720.0	1RB0	Right Tilt	0mm	\	19	18.01	19.00	\	\	0.745	0.94	0.370	0.46	-0.05
3	A1	Head	LTE Band 66	132072	1720.0	50RB0	Right Tilt	0mm	\	\	17.89	19.00	\	\	0.685	0.88	0.318	0.41	-0.05
3	A1	Head	LTE Band 66	132572	1770.0	1RB0	Right Tilt	0mm	\	\	17.87	19.00	\	\	0.675	0.88	0.339	0.44	0.03
3	A1	Head	LTE Band 66	132322	1745.0	1RB0	Right Tilt	0mm	\	\	17.99	19.00	\	\	0.724	0.91	0.365	0.46	-0.16
3	A1	Head	LTE Band 66	132572	1770.0	50RB0	Right Tilt	0mm	\	\	17.80	19.00	\	\	0.627	0.83	0.366	0.48	-0.02
3	A1	Head	LTE Band 66	132322	1745.0	50RB0	Right Tilt	0mm	\	\	17.87	19.00	\	\	0.666	0.86	0.384	0.50	0.17
3	A1	Head	LTE Band 66	132072	1720.0	100RB0	Right Tilt	0mm	\	\	17.87	19.00	\	\	0.710	0.92	0.350	0.45	0.16
3	A1	Head	LTE Band 66	132072	1720.0	1RB0	Right Tilt	0mm	PVT	\	18.01	19.00	\	\	0.556	0.70	0.305	0.38	-0.04
3	A2	Head	LTE Band 66	132072	1720.0	1RB0	Left Cheek	0mm	\	\	15.07	16.00	\	\	0.279	0.35	0.146	0.18	0.15
3	A2	Head	LTE Band 66	132072	1720.0	50RB0	Left Cheek	0mm	\	\	14.98	16.00	\	\	0.230	0.29	0.121	0.15	-0.17
3	A2	Head	LTE Band 66	132072	1720.0	1RB0	Left Tilt	0mm	\	\	15.07	16.00	\	\	0.301	0.37	0.141	0.17	-0.15
3	A2	Head	LTE Band 66	132072	1720.0	50RB0	Left Tilt	0mm	\	\	14.98	16.00	\	\	0.241	0.30	0.114	0.14	0.12
3	A2	Head	LTE Band 66	132072	1720.0	1RB0	Right Cheek	0mm	\	\	15.07	16.00	\	\	0.331	0.41	0.178	0.22	-0.13
3	A2	Head	LTE Band 66	132072	1720.0	50RB0	Right Cheek	0mm	\	\	14.98	16.00	\	\	0.311	0.39	0.152	0.19	-0.14
3	A2	Head	LTE Band 66	132072	1720.0	1RB0	Right Tilt	0mm	\	\	15.07	16.00	\	\	0.347	0.43	0.176	0.22	-0.05
3	A2	Head	LTE Band 66	132072	1720.0	50RB0	Right Tilt	0mm	\	\	14.98	16.00	\	\	0.319	0.40	0.151	0.19	0.19
3	B1	Hotspot	LTE Band 66	132072	1720.0	1RB0	Front	10mm	\	\	22.18	23.00	\	\	0.432	0.52	0.245	0.30	-0.06
3	B1	Hotspot	LTE Band 66	132072	1720.0	50RB0	Front	10mm	\	\	22.10	23.00	\	\	0.403	0.50	0.223	0.27	-0.19
3	B1	Hotspot	LTE Band 66	132072	1720.0	1RB0	Rear	10mm	\	\	22.18	23.00	\	\	0.559	0.68	0.338	0.41	0.15
3	B1	Hotspot	LTE Band 66	132072	1720.0	50RB0	Rear	10mm	\	\	22.10	23.00	\	\	0.533	0.66	0.313	0.39	0.06
3	B1	Hotspot	LTE Band 66	132072	1720.0	1RB0	Left	10mm	\	\	22.18	23.00	\	\	0.197	0.24	0.120	0.14	-0.16
3	B1	Hotspot	LTE Band 66	132072	1720.0	50RB0	Left	10mm	\	\	22.10	23.00	\	\	0.186	0.23	0.110	0.14	-0.03
3	B1	Hotspot	LTE Band 66	132072	1720.0	1RB0	Top	10mm	\	20	22.18	23.00	\	\	0.684	0.83	0.381	0.46	-0.13
3	B1	Hotspot	LTE Band 66	132072	1720.0	50RB0	Top	10mm	\	\	22.10	23.00	\	\	0.616	0.76	0.324	0.40	-0.19
3	B1	Hotspot	LTE Band 66	132572	1770.0	1RB0	Top	10mm	\	\	21.94	23.00	\	\	0.630	0.80	0.336	0.43	-0.03
3	B1	Hotspot	LTE Band 66	132322	1745.0	1RB0	Top	10mm	\	\	22.01	23.00	\	\	0.617	0.77	0.328	0.41	0.15
3	B1	Hotspot	LTE Band 66	132072	1720.0	100RB	Top	10mm	\	\	22.08	23.00	\	\	0.591	0.73	0.313	0.39	-0.05
3	B2	Hotspot	LTE Band 66	132072	1720.0	1RB0	Front	10mm	\	\	19.07	20.00	\	\	0.195	0.24	0.112	0.14	-0.10
3	B2	Hotspot	LTE Band 66	132072	1720.0	50RB0	Front	10mm	\	\	18.97	20.00	\	\	0.181	0.23	0.102	0.13	0.11
3	B2	Hotspot	LTE Band 66	132072	1720.0	1RB0	Rear	10mm	\	\	19.07	20.00	\	\	0.252	0.31	0.154	0.19	-0.02
3	B2	Hotspot	LTE Band 66	132072	1720.0	50RB0	Rear	10mm	\	\	18.97	20.00	\	\	0.240	0.30	0.143	0.18	-0.07
3	B2	Hotspot	LTE Band 66	132072	1720.0	1RB0	Left	10mm	\	\	19.07	20.00	\	\	0.089	0.11	0.055	0.07	-0.02
3	B2	Hotspot	LTE Band 66	132072	1720.0	50RB0	Left	10mm	\	\	18.97	20.00	\	\	0.084	0.11	0.050	0.06	0.14
3	B2	Hotspot	LTE Band 66	132072	1720.0	1RB0	Top	10mm	\	\	19.07	20.00	\	\	0.308	0.38	0.174	0.22	0.03
3	B2	Hotspot	LTE Band 66	132072	1720.0	50RB0	Top	10mm	\	\	18.97	20.00	\	\	0.277	0.35	0.148	0.19	0.05
3	D1/D2	Body-worn	LTE Band 66	132072	1720.0	1RB0	Front	15mm	\	\	23.21	24.00	\	\	0.298	0.36	0.189	0.23	-0.05
3	D1/D2	Body-worn	LTE Band 66	132072	1720.0	50RB0	Front	15mm	\	\	23.14	24.00	\	\	0.276	0.34	0.174	0.21	0.04
3	D1/D2	Body-worn	LTE Band 66	132072	1720.0	1RB0	Rear	15mm	\	\	23.21	24.00	\	\	0.404	0.48	0.271	0.33	-0.14
3	D1/D2	Body-worn	LTE Band 66	132072	1720.0	50RB0	Rear	15mm	\	\	23.14	24.00	\	\	0.388	0.47	0.239	0.29	0.03
3	C1/C2	Body-worn	LTE Band 66	132072	1720.0	1RB0	Front	16mm	\	\	24.22	25.00	\	\	0.304	0.36	0.184	0.22	-0.13
3	C1/C2	Body-worn	LTE Band 66	132072	1720.0	50RB0	Front	16mm	\	\	23.19	24.00	\	\	0.237	0.29	0.142	0.17	-0.17
3	C1/C2	Body-worn	LTE Band 66	132072	1720.0	1RB0	Rear	18mm	\	\	24.22	25.00	\	\	0.356	0.43	0.232	0.28	0.12
3	C1/C2	Body-worn	LTE Band 66	132072	1720.0	50RB0	Rear	18mm	\	\	23.19	24.00	\	\	0.278	0.33	0.182	0.22	-0.01
2	A1/A2	Head	LTE Band 66	132572	1770.0	1RB99	Left Cheek	0mm	\	\	23.12	24.00	\	\	0.302	0.37	0.184	0.23	0.00
2	A1/A2	Head	LTE Band 66	132572	1770.0	50RB0	Left Cheek	0mm	\	\	22.05	23.00	\	\	0.153	0.19	0.092	0.11	-0.14
2	A1/A2	Head	LTE Band 66	132572	1770.0	1RB99	Left Tilt	0mm	\	\	23.12	24.00	\	\	0.139	0.17	0.081	0.10	0.00
2	A1/A2	Head	LTE Band 66	132572	1770.0	50RB0	Left Tilt	0mm	\	\	22.05	23.00	\	\	0.112	0.14	0.065	0.08	-0.17
2	A1/A2	Head	LTE Band 66	132572	1770.0	1RB99	Right Cheek	0mm	\	\	23.12	24.00	\	\	0.332	0.41	0.173	0.21	0.17
2	A1/A2	Head	LTE Band 66	132572	1770.0	50RB0	Right Cheek	0mm	\	\	22.05	23.00	\	\	0.280	0.35	0.152	0.19	0.07
2	A1/A2	Head	LTE Band 66	132572	1770.0	1RB99	Right Tilt	0mm	\	\	23.12	24.00	\	\	0.131	0.16	0.078	0.10	-0.05
2	A1/A2	Head	LTE Band 66	132572	1770.0	50RB	Right Tilt	0mm	\	\	22.05	23.00	\	\	0.079	0.10	0.048	0.06	-0.04
2	B1/B2	Hotspot	LTE Band 66	132572	1770.0	1RB99	Front	10mm	\	\	23.12	24.00	\	\	0.042	0.05	0.023	0.03	0.18
2	B1/B2	Hotspot	LTE Band 66	132572	1770.0	50RB0	Front	10mm	\	\	22.05	23.00	\	\	0.019	0.02	0.010	0.01	0.03
2	B1/B2	Hotspot	LTE Band 66	132572	1770.0	1RB99	Rear	10mm	\	\	23.12	24.00	\	\	0.166	0.20	0.090	0.11	-0.02
2	B1/B2	Hotspot	LTE Band 66	132572	1770.0	50RB0	Rear	10mm	\	\	22.05	23.00	\	\	0.072	0.09	0.043	0.05	-0.09
2	B1/B2	Hotspot	LTE Band 66	132572	1770.0	1RB99	Left	10mm	\	\	23.12	24.00	\	\	0.113	0.14	0.059	0.07	-0.12
2	B1/B2	Hotspot	LTE Band 66	132572	1770.0	50RB0	Left	10mm	\	\	22.05	23.00	\	\	0.084	0.10	0.044	0.05	-0.10
2	B1/B2	Hotspot	LTE Band 66	132572	1770.0	1RB99	Top	10mm	\	\	23.12	24.00	\	\	<-0.01	<-0.01	<-0.01	<-0.01	\
2	B1/B2	Hotspot	LTE Band 66	132572	1770.0	50RB0	Top	10mm	\	\	22.05	23.00	\	\	<-0.01	<-0.01	<-0.01	<-0.01	\
2	C1/C2	Body-worn	LTE Band 66	132572	1770.0	1RB99	Front	15mm	\	\	23.12	24.00	\	\	<-0.01	<-0.01	<-0.01	<-0.01	\
2	C1/C2	Body-worn	LTE Band 66	132572	1770.0	50RB0	Front	15mm	\	\	22.05	23.00	\	\	<-0.01	<-0.01	<-0.01	<-0.01	\
2	C1/C2	Body-worn	LTE Band 66	132572	1770.0	1RB99	Rear	15mm	\	\	23.12	24.00	\	\	0.081	0.10	0.047	0.06	0.04
2	C1/C2	Body-worn	LTE Band 66	132572	1770.0	50													

Table 12.11: NR n2 SAR Values

ANT	Power Level	RF Exposure Conditions	Frequency Band	Channel Number	Frequency (MHz)	Mode/RB	Test Position	Distance	Note	Figure No.	EUT Measured Power (dBm)	Tune up (dBm)	Duty Cycle %	Duty Cycle Scaling Factor	Measured SAR 1g (W/kg)	Calculated SAR 1g (W/kg)	Measured SAR 10g (W/kg)	Calculated SAR 10g (W/kg)	Power Drift
3	A1	Head	NR n2	376000	1880.0	108@54	Left Cheek	0mm	\	\	14.17	15.50	\	\	0.313	0.43	0.173	0.23	-0.05
3	A1	Head	NR n2	376000	1880.0	108@54	Left Tilt	0mm	\	\	14.17	15.50	\	\	0.352	0.48	0.192	0.26	0.03
3	A1	Head	NR n2	376000	1880.0	108@54	Right Cheek	0mm	\	\	14.17	15.50	\	\	0.598	0.81	0.286	0.39	-0.11
3	A1	Head	NR n2	376000	1880.0	108@54	Right Tilt	0mm	\	\	14.17	15.50	\	\	0.656	0.89	0.309	0.42	0.05
3	A1	Head	NR n2	378000	1890.0	108@54	Right Tilt	0mm	\	21	14.09	15.50	\	\	0.672	0.93	0.313	0.43	0.04
3	A1	Head	NR n2	374000	1870.0	108@54	Right Tilt	0mm	\	\	14.12	15.50	\	\	0.662	0.91	0.309	0.42	0.06
3	A2	Head	NR n2	376000	1880.0	108@54	Left Cheek	0mm	\	\	11.72	13.00	\	\	0.168	0.23	0.093	0.12	0.02
3	A2	Head	NR n2	376000	1880.0	108@54	Left Tilt	0mm	\	\	11.72	13.00	\	\	0.189	0.25	0.104	0.14	-0.05
3	A2	Head	NR n2	376000	1880.0	108@54	Right Cheek	0mm	\	\	11.72	13.00	\	\	0.320	0.43	0.154	0.21	0.01
3	A2	Head	NR n2	376000	1880.0	108@54	Right Tilt	0mm	\	\	11.72	13.00	\	\	0.351	0.47	0.167	0.22	-0.11
3	A2	Head	NR n2	378000	1890.0	108@54	Right Tilt	0mm	\	\	11.65	13.00	\	\	0.360	0.49	0.169	0.23	-0.04
3	A2	Head	NR n2	374000	1870.0	108@54	Right Tilt	0mm	\	\	11.63	13.00	\	\	0.354	0.49	0.167	0.23	0.06
3	B1	Hotspot	NR n2	376000	1880.0	108@54	Front	10mm	\	\	18.21	19.50	\	\	0.228	0.31	0.119	0.16	-0.09
3	B1	Hotspot	NR n2	376000	1880.0	108@54	Rear	10mm	\	\	18.21	19.50	\	\	0.315	0.42	0.161	0.22	-0.04
3	B1	Hotspot	NR n2	376000	1880.0	108@54	Left	10mm	\	\	18.21	19.50	\	\	0.055	0.07	0.032	0.04	0.01
3	B1	Hotspot	NR n2	376000	1880.0	108@54	Top	10mm	\	\	18.21	19.50	\	\	0.520	0.70	0.267	0.36	-0.18
3	B2	Hotspot	NR n2	376000	1880.0	108@54	Front	10mm	\	\	15.19	16.50	\	\	0.118	0.16	0.062	0.08	0.02
3	B2	Hotspot	NR n2	376000	1880.0	108@54	Rear	10mm	\	\	15.19	16.50	\	\	0.163	0.22	0.084	0.11	-0.16
3	B2	Hotspot	NR n2	376000	1880.0	108@54	Left	10mm	\	\	15.19	16.50	\	\	0.028	0.04	0.017	0.02	0.07
3	B2	Hotspot	NR n2	376000	1880.0	108@54	Top	10mm	\	\	15.19	16.50	\	\	0.269	0.36	0.139	0.19	0.09
3	D1/D2	Body-worn	NR n2	376000	1880.0	108@54	Front	15mm	\	\	20.35	21.50	\	\	0.243	0.32	0.137	0.18	0.17
3	D1/D2	Body-worn	NR n2	376000	1880.0	108@54	Rear	15mm	\	\	20.35	21.50	\	\	0.349	0.45	0.203	0.26	-0.13
3	C1/C2	Body-worn	NR n2	376000	1880.0	108@54	Front	16mm	\	\	23.67	25.00	\	\	0.428	0.58	0.237	0.32	-0.16
3	C1/C2	Body-worn	NR n2	376000	1880.0	108@54	Rear	18mm	\	22	23.67	25.00	\	\	0.694	0.94	0.388	0.53	-0.03
3	C1/C2	Body-worn	NR n2	376000	1880.0	108@54	Rear	18mm	PVT	\	23.67	25.00	\	\	0.422	0.57	0.246	0.33	-0.19

Table 12.12: NR n5 SAR Values

ANT	Power Level	RF Exposure Conditions	Frequency Band	Channel Number	Frequency (MHz)	Mode/RB	Test Position	Distance	Note	Figure No.	EUT Measured Power (dBm)	Tune up (dBm)	Duty Cycle %	Duty Cycle Scaling Factor	Measured SAR 1g (W/kg)	Calculated SAR 1g (W/kg)	Measured SAR 10g (W/kg)	Calculated SAR 10g (W/kg)	Power Drift
0	A1/A2	Head	NR n5	167300	836.5	50@25	Left Cheek	0mm	\	\	23.33	25.00	\	\	0.129	0.19	0.089	0.13	-0.02
0	A1/A2	Head	NR n5	167300	836.5	50@25	Left Tilt	0mm	\	\	23.33	25.00	\	\	0.078	0.11	0.054	0.08	0.14
0	A1/A2	Head	NR n5	167300	836.5	50@25	Right Cheek	0mm	\	23	23.33	25.00	\	\	0.174	0.26	0.135	0.20	-0.06
0	A1/A2	Head	NR n5	167300	836.5	50@25	Right Tilt	0mm	\	\	23.33	25.00	\	\	0.081	0.12	0.057	0.08	0.07
0	B1/B2	Hotspot	NR n5	167300	836.5	50@25	Front	10mm	\	\	23.33	25.00	\	\	0.164	0.24	0.106	0.16	0.14
0	B1/B2	Hotspot	NR n5	167300	836.5	50@25	Rear	10mm	\	24	23.33	25.00	\	\	0.268	0.39	0.167	0.25	0.16
0	B1/B2	Hotspot	NR n5	167300	836.5	50@25	Left	10mm	\	\	23.33	25.00	\	\	0.088	0.13	0.058	0.09	0.14
0	B1/B2	Hotspot	NR n5	167300	836.5	50@25	Right	10mm	\	\	23.33	25.00	\	\	0.172	0.25	0.115	0.17	-0.11
0	B1/B2	Hotspot	NR n5	167300	836.5	50@25	Bottom	10mm	\	\	23.33	25.00	\	\	0.166	0.24	0.084	0.12	0.09
0	C1/C2	Body-worn	NR n5	167300	836.5	50@25	Front	10mm	\	\	23.33	25.00	\	\	0.164	0.24	0.106	0.16	0.14
0	C1/C2	Body-worn	NR n5	167300	836.5	50@25	Rear	10mm	\	\	23.33	25.00	\	\	0.268	0.39	0.167	0.25	0.16



Table 12.13: NR n30 SAR Values

ANT	Power Level	RF Exposure Conditions	Frequency Band	Channel Number	Frequency (MHz)	Mode/RB	Test Position	Distance	Note	Figure No.	EUT Measured Power (dBm)	Tune up (dBm)	Duty Cycle %	Duty Cycle Scaling Factor	Measured SAR 1g (W/kg)	Calculated SAR 1g (W/kg)	Measured SAR 10g (W/kg)	Calculated SAR 10g (W/kg)	Power Drift
3	A1	Head	NR n30	462000	2310.0	25@12	Left Cheek	0mm	\	\	16.56	18.00	\	\	0.175	0.24	0.097	0.14	0.05
3	A1	Head	NR n30	462000	2310.0	25@12	Left Tilt	0mm	\	\	16.56	18.00	\	\	0.189	0.26	0.097	0.13	0.02
3	A1	Head	NR n30	462000	2310.0	25@12	Right Cheek	0mm	\	25	16.56	18.00	\	\	0.602	0.84	0.323	0.45	-0.16
3	A1	Head	NR n30	462000	2310.0	25@12	Right Tilt	0mm	\	\	16.56	18.00	\	\	0.476	0.66	0.240	0.33	0.01
3	A1	Head	NR n30	462000	2310.0	25@12	Right Cheek	0mm	PVT	\	16.56	18.00	\	\	0.417	0.58	0.227	0.32	0.10
3	A2	Head	NR n30	462000	2310.0	25@12	Left Cheek	0mm	\	\	13.48	15.00	\	\	0.079	0.11	0.043	0.06	0.01
3	A2	Head	NR n30	462000	2310.0	25@12	Left Tilt	0mm	\	\	13.48	15.00	\	\	0.085	0.12	0.043	0.06	-0.05
3	A2	Head	NR n30	462000	2310.0	25@12	Right Cheek	0mm	\	\	13.48	15.00	\	\	0.270	0.38	0.143	0.20	0.07
3	A2	Head	NR n30	462000	2310.0	25@12	Right Tilt	0mm	\	\	13.48	15.00	\	\	0.214	0.30	0.106	0.15	0.03
3	B1	Hotspot	NR n30	462000	2310.0	25@12	Front	10mm	\	\	17.07	18.50	\	\	0.180	0.25	0.100	0.14	-0.15
3	B1	Hotspot	NR n30	462000	2310.0	25@12	Rear	10mm	\	\	17.07	18.50	\	\	0.555	0.77	0.271	0.38	-0.08
3	B1	Hotspot	NR n30	462000	2310.0	25@12	Left	10mm	\	\	17.07	18.50	\	\	0.190	0.26	0.102	0.14	0.17
3	B1	Hotspot	NR n30	462000	2310.0	25@12	Top	10mm	\	\	17.07	18.50	\	\	0.341	0.47	0.164	0.23	0.00
3	B2	Hotspot	NR n30	462000	2310.0	25@12	Front	10mm	\	\	13.48	15.00	\	\	0.086	0.12	0.048	0.07	0.14
3	B2	Hotspot	NR n30	462000	2310.0	25@12	Rear	10mm	\	\	13.48	15.00	\	\	0.265	0.38	0.129	0.18	-0.17
3	B2	Hotspot	NR n30	462000	2310.0	25@12	Left	10mm	\	\	13.48	15.00	\	\	0.091	0.13	0.049	0.07	0.16
3	B2	Hotspot	NR n30	462000	2310.0	25@12	Top	10mm	\	\	13.48	15.00	\	\	0.163	0.23	0.078	0.11	0.12
3	D1	Body-worn	NR n30	462000	2310.0	25@12	Front	15mm	\	\	20.06	21.50	\	\	0.181	0.25	0.101	0.14	0.17
3	D1	Body-worn	NR n30	462000	2310.0	25@12	Rear	15mm	\	\	20.06	21.50	\	\	0.539	0.75	0.280	0.39	-0.08
3	C1/C2	Body-worn	NR n30	462000	2310.0	25@12	Front	16mm	\	\	23.53	25.00	\	\	0.316	0.44	0.180	0.25	-0.08
3	C1/C2	Body-worn	NR n30	462000	2310.0	25@12	Rear	18mm	\	26	23.53	25.00	\	\	0.722	1.01	0.397	0.56	0.16
3	C1/C2	Body-worn	NR n30	462000	2310.0	25@12	Rear	18mm	PVT	\	23.53	25.00	\	\	0.601	0.84	0.322	0.45	-0.07
3	D2	Body-worn	NR n30	462000	2310.0	25@12	Front	15mm	\	\	17.07	18.50	\	\	0.095	0.13	0.052	0.07	0.18
3	D2	Body-worn	NR n30	462000	2310.0	25@12	Rear	15mm	\	\	17.07	18.50	\	\	0.283	0.39	0.145	0.20	-0.13
3	D1	Extremity	NR n30	462000	2310.0	25@12	Front	0mm	\	\	20.06	21.50	\	\	2.840	3.96	1.190	1.66	0.12
3	D1	Extremity	NR n30	462000	2310.0	25@12	Rear	0mm	\	27	20.06	21.50	\	\	3.800	5.29	1.530	2.13	0.02
3	D1	Extremity	NR n30	462000	2310.0	25@12	Left	0mm	\	\	20.06	21.50	\	\	2.630	3.66	0.918	1.28	0.03
3	D1	Extremity	NR n30	462000	2310.0	25@12	Top	0mm	\	\	20.06	21.50	\	\	3.490	4.86	1.170	1.63	0.12
3	C1	Extremity	NR n30	462000	2310.0	25@12	Front	16mm	\	\	23.53	25.00	\	\	0.316	0.44	0.180	0.25	-0.08
3	C1	Extremity	NR n30	462000	2310.0	25@12	Rear	18mm	\	\	23.53	25.00	\	\	0.722	1.01	0.397	0.56	0.16
3	C1	Extremity	NR n30	462000	2310.0	25@12	Top	18mm	\	\	23.53	25.00	\	\	0.586	0.82	0.297	0.42	0.02

Table 12.14: NR n66 SAR Values

ANT	Power Level	RF Exposure Conditions	Frequency Band	Channel Number	Frequency (MHz)	Mode/RB	Test Position	Distance	Note	Figure No.	EUT Measured Power (dBm)	Tune up (dBm)	Duty Cycle %	Duty Cycle Scaling Factor	Measured SAR 1g (W/kg)	Calculated SAR 1g (W/kg)	Measured SAR 10g (W/kg)	Calculated SAR 10g (W/kg)	Power Drift
3	A1	Head	NR n66	349000	1745.0	120@60	Left Cheek	0mm	\	\	17.51	19.00	\	\	0.400	0.56	0.229	0.32	0.01
3	A1	Head	NR n66	349000	1745.0	120@60	Left Tilt	0mm	\	\	17.51	19.00	\	\	0.441	0.62	0.245	0.35	0.02
3	A1	Head	NR n66	349000	1745.0	120@60	Right Cheek	0mm	\	\	17.51	19.00	\	\	0.595	0.84	0.309	0.44	0.06
3	A1	Head	NR n66	349000	1745.0	120@60	Right Tilt	0mm	\	\	17.51	19.00	\	\	0.546	0.77	0.309	0.44	0.14
3	A1	Head	NR n66	351500	1757.5	120@60	Right Cheek	0mm	\	28	17.45	19.00	\	\	0.633	0.90	0.327	0.47	-0.05
3	A1	Head	NR n66	346500	1732.5	120@60	Right Cheek	0mm	\	\	17.48	19.00	\	\	0.615	0.87	0.320	0.45	0.11
3	A2	Head	NR n66	349000	1745.0	120@60	Left Cheek	0mm	\	\	13.52	15.00	\	\	0.151	0.21	0.086	0.12	0.02
3	A2	Head	NR n66	349000	1745.0	120@60	Left Tilt	0mm	\	\	13.52	15.00	\	\	0.166	0.23	0.092	0.13	-0.11
3	A2	Head	NR n66	349000	1745.0	120@60	Right Cheek	0mm	\	\	13.52	15.00	\	\	0.224	0.31	0.116	0.16	0.03
3	A2	Head	NR n66	349000	1745.0	120@60	Right Tilt	0mm	\	\	13.52	15.00	\	\	0.205	0.29	0.116	0.16	0.15
3	B1	Hotspot	NR n66	349000	1745.0	120@60	Front	10mm	\	\	21.20	22.50	\	\	0.275	0.37	0.165	0.22	-0.14
3	B1	Hotspot	NR n66	349000	1745.0	120@60	Rear	10mm	\	\	21.20	22.50	\	\	0.436	0.59	0.261	0.35	0.14
3	B1	Hotspot	NR n66	349000	1745.0	120@60	Left	10mm	\	\	21.20	22.50	\	\	0.131	0.18	0.077	0.10	0.06
3	B1	Hotspot	NR n66	349000	1745.0	120@60	Top	10mm	\	29	21.20	22.50	\	\	0.492	0.66	0.269	0.36	-0.05
3	B2	Hotspot	NR n66	349000	1745.0	120@60	Front	10mm	\	\	18.02	19.50	\	\	0.137	0.19	0.084	0.12	-0.01
3	B2	Hotspot	NR n66	349000	1745.0	120@60	Rear	10mm	\	\	18.02	19.50	\	\	0.218	0.31	0.133	0.19	-0.18
3	B2	Hotspot	NR n66	349000	1745.0	120@60	Left	10mm	\	\	18.02	19.50	\	\	0.066	0.09	0.039	0.05	-0.19
3	B2	Hotspot	NR n66	349000	1745.0	120@60	Top	10mm	\	\	18.02	19.50	\	\	0.246	0.35	0.137	0.19	-0.06
3	C1	Body-worn	NR n66	349000	1745.0	120@60	Front	15mm	\	\	23.56	25.00	\	\	0.291	0.41	0.171	0.24	-0.13
3	C1	Body-worn	NR n66	349000	1745.0	120@60	Rear	15mm	\	\	23.56	25.00	\	\	0.394	0.55	0.240	0.33	-0.04
3	C2	Body-worn	NR n66	349000	1745.0	120@60	Front	15mm	\	\	22.54	24.00	\	\	0.221	0.31	0.133	0.19	0.01
3	C2	Body-worn	NR n66	349000	1745.0	120@60	Rear	15mm	\	\	22.54	24.00	\	\	0.299	0.42	0.186	0.26	-0.14
2	A1/A2	Head	NR n66	349000	1745.0	120@60	Left Cheek	0mm	\	\	22.54	24.00	\	\	0.069	0.10	0.037	0.05	0.05
2	A1/A2	Head	NR n66	349000	1745.0	120@60	Left Tilt	0mm	\	\	22.54	24.00	\	\	0.036	0.05	0.021	0.03	0.01
2	A1/A2	Head	NR n66	349000	1745.0	120@60	Right Cheek	0mm	\	\	22.54	24.00	\	\	0.263	0.37	0.137	0.19	0.17
2	A1/A2	Head	NR n66	349000	1745.0	120@60	Right Tilt	0mm	\	\	22.54	24.00	\	\	0.040	0.06	0.023	0.03	0.09
2	B1/B2	Hotspot	NR n66	349000	1745.0	120@60	Front	10mm	\	\	22.54	24.00	\	\	0.050	0.07	0.028	0.04	-0.10
2	B1/B2	Hotspot	NR n66	349000	1745.0	120@60	Rear	10mm	\	\	22.54	24.00	\	\	0.131	0.18	0.072	0.10	-0.07
2	B1/B2	Hotspot	NR n66	349000	1745.0	120@60	Left	10mm	\	\	22.54	24.00	\	\	0.075	0.10	0.041	0.06	0.05
2	B1/B2	Hotspot	NR n66	349000	1745.0	120@60	Top	10mm	\	\	22.54	24.00	\	\	0.014	0.02	0.008	0.01	0.08
2	C1/C2	Body-worn	NR n66	349000	1745.0	120@60	Front	10mm	\	\	22.54	24.00	\	\	0.050	0.07	0.028	0.04	-0.10
2	C1/C2	Body-worn	NR n66	349000	1745.0	120@60	Rear	10mm	\	\	22.54	24.00	\	\	0.131	0.18	0.072	0.10	-0.07



Table 12.15: NR n77 SAR Values

ANT	Power Level	RF Exposure Conditions	Frequency Band	Channel Number	Frequency (MHz)	Mode/RB	Test Position	Distance	Note	Figure No.	EUT Measured Power (dBm)	Tune up (dBm)	Duty Cycle %	Duty Cycle Scaling Factor	Measured SAR 1g (W/kg)	Calculated SAR 1g (W/kg)	Measured SAR 10g (W/kg)	Calculated SAR 10g (W/kg)	Power Dfrr
4	A1	Head	NR n77-Part 27Q	633334	3500.0	135@67	Left Cheek	0mm	\	30	15.25	16.50	\	\	0.413	0.55	0.166	0.22	0.03
4	A1	Head	NR n77-Part 27Q	633334	3500.0	135@67	Left Tilt	0mm	\	\	15.25	16.50	\	\	0.356	0.47	0.145	0.19	-0.02
4	A1	Head	NR n77-Part 27Q	633334	3500.0	135@67	Right Cheek	0mm	\	\	15.25	16.50	\	\	0.255	0.34	0.113	0.15	0.01
4	A1	Head	NR n77-Part 27Q	633334	3500.0	135@67	Right Tilt	0mm	\	\	15.25	16.50	\	\	0.221	0.29	0.098	0.13	0.05
4	A2	Head	NR n77-Part 27Q	633334	3500.0	135@67	Left Cheek	0mm	\	\	14.29	15.50	\	\	0.287	0.38	0.116	0.15	-0.18
4	A2	Head	NR n77-Part 27Q	633334	3500.0	135@67	Left Tilt	0mm	\	\	14.29	15.50	\	\	0.247	0.33	0.101	0.13	-0.06
4	A2	Head	NR n77-Part 27Q	633334	3500.0	135@67	Right Cheek	0mm	\	\	14.29	15.50	\	\	0.177	0.23	0.079	0.10	0.09
4	A2	Head	NR n77-Part 27Q	633334	3500.0	135@67	Right Tilt	0mm	\	\	14.29	15.50	\	\	0.154	0.20	0.069	0.09	0.12
4	B1	Hotspot	NR n77-Part 27Q	633334	3500.0	135@67	Front	10mm	\	\	22.20	23.50	\	\	0.345	0.47	0.162	0.22	-0.09
4	B1	Hotspot	NR n77-Part 27Q	633334	3500.0	135@67	Rear	10mm	\	\	22.20	23.50	\	\	0.497	0.67	0.236	0.32	0.07
4	B1	Hotspot	NR n77-Part 27Q	633334	3500.0	135@67	Left	10mm	\	\	22.20	23.50	\	\	0.147	0.20	0.067	0.09	0.12
4	B1	Hotspot	NR n77-Part 27Q	633334	3500.0	135@67	Right	10mm	\	\	22.20	23.50	\	\	<0.01	<0.01	<0.01	<0.01	\
4	B1	Hotspot	NR n77-Part 27Q	633334	3500.0	135@67	Top	10mm	\	31	22.20	23.50	\	\	0.606	0.82	0.262	0.35	-0.09
4	B2	Hotspot	NR n77-Part 27Q	633334	3500.0	135@67	Front	10mm	\	\	19.26	20.50	\	\	0.160	0.21	0.074	0.10	-0.06
4	B2	Hotspot	NR n77-Part 27Q	633334	3500.0	135@67	Rear	10mm	\	\	19.26	20.50	\	\	0.231	0.31	0.107	0.14	0.04
4	B2	Hotspot	NR n77-Part 27Q	633334	3500.0	135@67	Left	10mm	\	\	19.26	20.50	\	\	0.068	0.09	0.031	0.04	-0.15
4	B2	Hotspot	NR n77-Part 27Q	633334	3500.0	135@67	Right	10mm	\	\	19.26	20.50	\	\	<0.01	<0.01	<0.01	<0.01	\
4	B2	Hotspot	NR n77-Part 27Q	633334	3500.0	135@67	Top	10mm	\	\	19.26	20.50	\	\	0.281	0.37	0.119	0.16	0.12
4	D1/D2	Body-worn	NR n77-Part 27Q	633334	3500.0	135@67	Front	15mm	\	\	22.80	24.00	\	\	0.278	0.37	0.132	0.17	-0.19
4	D1/D2	Body-worn	NR n77-Part 27Q	633334	3500.0	135@67	Rear	15mm	\	\	22.80	24.00	\	\	0.412	0.54	0.200	0.26	-0.17
4	C1/C2	Body-worn	NR n77-Part 27Q	633334	3500.0	135@67	Front	16mm	\	\	25.75	27.00	\	\	0.372	0.50	0.180	0.24	-0.09
4	C1/C2	Body-worn	NR n77-Part 27Q	633334	3500.0	135@67	Rear	18mm	\	\	25.75	27.00	\	\	0.576	0.77	0.274	0.37	0.05
4	A1	Head	NR n77-Part 27Q	656000	3840.0	135@67	Left Cheek	0mm	\	32	15.27	16.50	\	\	0.648	0.86	0.250	0.33	-0.18
4	A1	Head	NR n77-Part 27Q	656000	3840.0	135@67	Left Tilt	0mm	\	\	15.27	16.50	\	\	0.624	0.83	0.221	0.29	0.01
4	A1	Head	NR n77-Part 27Q	656000	3840.0	135@67	Right Cheek	0mm	\	\	15.27	16.50	\	\	0.327	0.43	0.134	0.18	-0.08
4	A1	Head	NR n77-Part 27Q	656000	3840.0	135@67	Right Tilt	0mm	\	\	15.27	16.50	\	\	0.339	0.45	0.138	0.18	-0.14
4	A1	Head	NR n77-Part 27Q	662000	3930.0	135@67	Left Cheek	0mm	\	\	15.21	16.50	\	\	0.555	0.75	0.217	0.29	-0.14
4	A1	Head	NR n77-Part 27Q	650000	3750.0	135@67	Left Cheek	0mm	\	\	15.24	16.50	\	\	0.550	0.74	0.212	0.28	0.07
4	A1	Head	NR n77-Part 27Q	656000	3840.0	135@67	Left Cheek	0mm	PVT	\	15.27	16.50	\	\	0.287	0.38	0.131	0.17	0.15
4	A2	Head	NR n77-Part 27Q	656000	3840.0	135@67	Left Cheek	0mm	\	\	14.40	15.50	\	\	0.415	0.53	0.165	0.21	-0.13
4	A2	Head	NR n77-Part 27Q	656000	3840.0	135@67	Left Tilt	0mm	\	\	14.40	15.50	\	\	0.388	0.50	0.146	0.19	-0.03
4	A2	Head	NR n77-Part 27Q	656000	3840.0	135@67	Right Cheek	0mm	\	\	14.40	15.50	\	\	0.210	0.27	0.089	0.11	-0.04
4	A2	Head	NR n77-Part 27Q	656000	3840.0	135@67	Right Tilt	0mm	\	\	14.40	15.50	\	\	0.217	0.28	0.091	0.12	-0.01
4	B1	Hotspot	NR n77-Part 27Q	656000	3840.0	135@67	Front	10mm	\	\	22.27	23.50	\	\	0.378	0.50	0.171	0.23	0.00
4	B1	Hotspot	NR n77-Part 27Q	656000	3840.0	135@67	Rear	10mm	\	\	22.27	23.50	\	\	0.435	0.58	0.180	0.24	0.03
4	B1	Hotspot	NR n77-Part 27Q	656000	3840.0	135@67	Left	10mm	\	\	22.27	23.50	\	\	0.109	0.14	0.053	0.07	-0.01
4	B1	Hotspot	NR n77-Part 27Q	656000	3840.0	135@67	Right	10mm	\	\	22.27	23.50	\	\	<0.01	<0.01	<0.01	<0.01	\
4	B1	Hotspot	NR n77-Part 27Q	656000	3840.0	135@67	Top	10mm	\	33	22.27	23.50	\	\	0.692	0.92	0.292	0.39	-0.05
4	B1	Hotspot	NR n77-Part 27Q	662000	3930.0	135@67	Top	10mm	\	\	22.24	23.50	\	\	0.526	0.70	0.222	0.30	0.10
4	B1	Hotspot	NR n77-Part 27Q	650000	3750.0	135@67	Top	10mm	\	\	22.18	23.50	\	\	0.643	0.87	0.274	0.37	0.00
4	B1	Hotspot	NR n77-Part 27Q	656000	3840.0	135@67	Top	10mm	PVT	\	22.27	23.50	\	\	0.680	0.90	0.321	0.43	-0.11
4	B2	Hotspot	NR n77-Part 27Q	656000	3840.0	135@67	Front	10mm	\	\	19.21	20.50	\	\	0.172	0.23	0.076	0.10	-0.04
4	B2	Hotspot	NR n77-Part 27Q	656000	3840.0	135@67	Rear	10mm	\	\	19.21	20.50	\	\	0.198	0.27	0.080	0.11	-0.11
4	B2	Hotspot	NR n77-Part 27Q	656000	3840.0	135@67	Left	10mm	\	\	19.21	20.50	\	\	0.050	0.07	0.023	0.03	0.18
4	B2	Hotspot	NR n77-Part 27Q	656000	3840.0	135@67	Right	10mm	\	\	19.21	20.50	\	\	<0.01	<0.01	<0.01	<0.01	\
4	B2	Hotspot	NR n77-Part 27Q	656000	3840.0	135@67	Top	10mm	\	\	19.21	20.50	\	\	0.342	0.46	0.144	0.19	0.01
4	D1/D2	Body-worn	NR n77-Part 27Q	656000	3840.0	135@67	Front	15mm	\	\	23.35	24.00	\	\	0.195	0.23	0.099	0.11	-0.07
4	D1/D2	Body-worn	NR n77-Part 27Q	656000	3840.0	135@67	Rear	15mm	\	\	23.35	24.00	\	\	0.256	0.30	0.109	0.13	0.01
4	C1/C2	Body-worn	NR n77-Part 27Q	656000	3840.0	135@67	Front	16mm	\	\	25.74	27.00	\	\	0.288	0.38	0.140	0.19	0.14
4	C1/C2	Body-worn	NR n77-Part 27Q	656000	3840.0	135@67	Rear	18mm	\	\	25.74	27.00	\	\	0.270	0.36	0.121	0.16	-0.04

Table 12.16: Bluetooth SAR Values

ANT	Power Level	RF Exposure Conditions	Frequency Band	Channel Number	Frequency (MHz)	Mode/RB	Test Position	Distance	Note	Figure No.	EUT Measured Power (dBm)	Tune up (dBm)	Duty Cycle %	Duty Cycle Scaling Factor	Measured SAR 1g (W/kg)	Calculated SAR 1g (W/kg)	Measured SAR 10g (W/kg)	Calculated SAR 10g (W/kg)	Power Dfrr
5	/	Head	Bluetooth	78	2480.0	GFSK	Left Cheek	0mm	\	34	10.12	11.00	76.83	1.30	0.104	0.17	0.051	0.08	0.02
5	/	Head	Bluetooth	78	2480.0	GFSK	Left Tilt	0mm	\	\	10.12	11.00	76.83	1.30	0.084	0.13	0.037	0.06	0.03
5	/	Head	Bluetooth	78	2480.0	GFSK	Right Cheek	0mm	\	\	10.12	11.00	76.83	1.30	0.044	0.07	0.023	0.04	0.06
5	/	Head	Bluetooth	78	2480.0	GFSK	Right Tilt	0mm	\	\	10.12	11.00	76.83	1.30	0.039	0.06	0.017	0.03	0.05
5	/	Hotspot	Bluetooth	78	2480.0	GFSK	Front	10mm	\	\	10.12	11.00	76.83	1.30	0.019	0.03	0.011	0.02	-0.09
5	/	Hotspot	Bluetooth	78	2480.0	GFSK	Rear	10mm	\	35	10.12	11.00	76.83	1.30	0.024	0.04	0.013	0.02	-0.01
5	/	Hotspot	Bluetooth	78	2480.0	GFSK	Right	10mm	\	\	10.12	11.00	76.83	1.30	0.024	0.04	0.013	0.02	0.18
5	/	Hotspot	Bluetooth	78	2480.0	GFSK	Top	10mm	\	\	10.12	11.00	76.83	1.30	0.014	0.02	0.007	0.01	-0.06
5	/	Body-worn	Bluetooth	78	2480.0	GFSK	Front	10mm	\	\	10.12	11.00	76.83	1.30	0.019	0.03	0.011	0.02	-0.09
5	/	Body-worn	Bluetooth	78	2480.0	GFSK	Rear	10mm	\	\	10.12	11.00	76.83	1.30	0.024	0.04	0.013	0.02	-0.01



Table 12.17: WLAN 2.4GHz SAR Values

ANT	Power Level	RF Exposure Conditions	Frequency Band	Channel Number	Frequency (MHz)	Mode/RB	Test Position	Distance	Note	Figure No.	EUT Measured Power (dBm)	Tune up (dBm)	Duty Cycle %	Duty Cycle Scaling Factor	Measured SAR 1g (W/kg)	Calculated SAR 1g (W/kg)	Measured SAR 10g (W/kg)	Calculated SAR 10g (W/kg)	Power Drift
5	E1	Head	WLAN 2.4GHz	11	2462.0	802.11b	Left Cheek	0mm	\	36	13.65	15.00	99.62	1.00	0.279	0.38	0.153	0.21	0.12
5	E1	Head	WLAN 2.4GHz	11	2462.0	802.11b	Left Tilt	0mm	\	\	13.65	15.00	99.62	1.00	0.196	0.27	0.102	0.14	-0.01
5	E1	Head	WLAN 2.4GHz	11	2462.0	802.11b	Right Cheek	0mm	\	\	13.65	15.00	99.62	1.00	0.122	0.17	0.076	0.10	-0.04
5	E1	Head	WLAN 2.4GHz	11	2462.0	802.11b	Right Tilt	0mm	\	\	13.65	15.00	99.62	1.00	0.108	0.15	0.064	0.09	0.11
5	E1	Head	WLAN 2.4GHz	11	2462.0	802.11b	Left Cheek	0mm	PVT	\	13.65	15.00	99.62	1.00	0.218	0.30	0.111	0.15	-0.15
5	F1	Hotspot	WLAN 2.4GHz	11	2462.0	802.11b	Front	10mm	\	\	18.54	20.00	99.62	1.00	0.254	0.36	0.141	0.20	0.00
5	F1	Hotspot	WLAN 2.4GHz	11	2462.0	802.11b	Rear	10mm	\	37	18.54	20.00	99.62	1.00	0.312	0.44	0.173	0.24	-0.15
5	F1	Hotspot	WLAN 2.4GHz	11	2462.0	802.11b	Right	10mm	\	\	18.54	20.00	99.62	1.00	0.274	0.38	0.150	0.21	0.06
5	F1	Hotspot	WLAN 2.4GHz	11	2462.0	802.11b	Top	10mm	\	\	18.54	20.00	99.62	1.00	0.184	0.26	0.096	0.13	0.17
5	F1	Hotspot	WLAN 2.4GHz	11	2462.0	802.11b	Rear	10mm	PVT	\	18.54	20.00	99.62	1.00	0.223	0.31	0.122	0.17	-0.18
5	G1	Body-worn	WLAN 2.4GHz	11	2462.0	802.11b	Front	15mm	\	\	18.54	20.00	99.62	1.00	0.106	0.15	0.052	0.07	0.03
5	G1	Body-worn	WLAN 2.4GHz	11	2462.0	802.11b	Rear	15mm	\	\	18.54	20.00	99.62	1.00	0.137	0.19	0.079	0.11	0.13

Note:

1. According to the KDB 248227 D01, SAR is measured for 2.4GHz 802.11b DSSS using the initial test position procedure.
2. For all positions/configurations tested using the initial test position and subsequent test positions, when the reported SAR is > 0.8 W/kg, SAR is measured for these test positions/configurations on the subsequent next highest measured output power channel until the reported SAR is ≤ 1.2 W/kg or all required channels are tested.
3. According to the KDB 248227 D01, the reported SAR must be scaled to 100% transmission duty factor to determine compliance at the maximum tune-up tolerance limit.
4. SAR is not required for OFDM because the 802.11b adjusted SAR ≤ 1.2 W/kg.

Table 12.18: WLAN 5GHz SAR Values

ANT	Power Level	RF Exposure Conditions	Frequency Band	Channel Number	Frequency (MHz)	Mode/RB	Test Position	Distance	Note	Figure No.	EUT Measured Power (dBm)	Tune up (dBm)	Duty Cycle %	Duty Cycle Scaling Factor	Measured SAR 1g (W/kg)	Calculated SAR 1g (W/kg)	Measured SAR 10g (W/kg)	Calculated SAR 10g (W/kg)	Power Dfrrt
5	E1	Head	U-NII-2A	52	5260.0	802.11a	Left Cheek	0mm	\	\	8.40	9.50	97.62	1.02	0.334	0.44	0.073	0.10	-0.18
5	E1	Head	U-NII-2A	52	5260.0	802.11a	Left Tilt	0mm	\	\	8.40	9.50	97.62	1.02	0.393	0.52	0.084	0.11	0.02
5	E1	Head	U-NII-2A	52	5260.0	802.11a	Right Cheek	0mm	\	\	8.40	9.50	97.62	1.02	0.162	0.21	0.047	0.06	-0.14
5	E1	Head	U-NII-2A	52	5260.0	802.11a	Right Tilt	0mm	\	\	8.40	9.50	97.62	1.02	0.184	0.24	0.053	0.07	-0.05
5	E1	Head	U-NII-2C	132	5660.0	802.11a	Left Cheek	0mm	\	\	9.53	10.50	97.62	1.02	0.369	0.47	0.070	0.09	-0.17
5	E1	Head	U-NII-2C	132	5660.0	802.11a	Left Tilt	0mm	\	38	9.53	10.50	97.62	1.02	0.411	0.52	0.080	0.10	0.11
5	E1	Head	U-NII-2C	132	5660.0	802.11a	Right Cheek	0mm	\	\	9.53	10.50	97.62	1.02	0.258	0.33	0.065	0.08	0.12
5	E1	Head	U-NII-2C	132	5660.0	802.11a	Right Tilt	0mm	\	\	9.53	10.50	97.62	1.02	0.295	0.38	0.074	0.09	-0.09
5	E1	Head	U-NII-2C	132	5660.0	802.11a	Left Tilt	0mm	PVT	\	9.53	10.50	97.62	1.02	0.255	0.33	0.069	0.09	0.07
5	E1	Head	U-NII-3	149	5745.0	802.11a	Left Cheek	0mm	\	\	9.64	10.50	97.62	1.02	0.366	0.46	0.069	0.09	-0.03
5	E1	Head	U-NII-3	149	5745.0	802.11a	Left Tilt	0mm	\	\	9.64	10.50	97.62	1.02	0.377	0.47	0.072	0.09	-0.16
5	E1	Head	U-NII-3	149	5745.0	802.11a	Right Cheek	0mm	\	\	9.64	10.50	97.62	1.02	0.257	0.32	0.063	0.08	-0.15
5	E1	Head	U-NII-3	149	5745.0	802.11a	Right Tilt	0mm	\	\	9.64	10.50	97.62	1.02	0.294	0.37	0.073	0.09	0.17
5	F1	Hotspot	U-NII1	48	5240.0	802.11a	Front	10mm	\	\	11.88	13.00	97.62	1.02	0.113	0.15	0.041	0.05	-0.12
5	F1	Hotspot	U-NII1	48	5240.0	802.11a	Rear	10mm	\	\	11.88	13.00	97.62	1.02	0.128	0.17	0.044	0.06	-0.16
5	F1	Hotspot	U-NII1	48	5240.0	802.11a	Right	10mm	\	\	11.88	13.00	97.62	1.02	0.052	0.07	0.023	0.03	-0.07
5	F1	Hotspot	U-NII1	48	5240.0	802.11a	Top	10mm	\	\	11.88	13.00	97.62	1.02	0.306	0.40	0.098	0.13	-0.04
5	F1	Hotspot	U-NII-3	149	5745.0	802.11a	Front	10mm	\	\	12.25	13.00	97.62	1.02	0.108	0.13	0.037	0.04	0.14
5	F1	Hotspot	U-NII-3	149	5745.0	802.11a	Rear	10mm	\	\	12.25	13.00	97.62	1.02	0.111	0.13	0.039	0.05	-0.08
5	F1	Hotspot	U-NII-3	149	5745.0	802.11a	Right	10mm	\	\	12.25	13.00	97.62	1.02	0.050	0.06	0.022	0.03	-0.03
5	F1	Hotspot	U-NII-3	149	5745.0	802.11a	Top	10mm	\	\	12.25	13.00	97.62	1.02	0.268	0.32	0.084	0.10	0.10
5	H1	Body-worn	U-NII-2A	52	5260.0	802.11a	Front	15mm	\	\	9.98	11.00	97.62	1.02	0.043	0.06	0.015	0.02	0.16
5	H1	Body-worn	U-NII-2A	52	5260.0	802.11a	Rear	15mm	\	\	9.98	11.00	97.62	1.02	0.047	0.06	0.016	0.02	-0.04
5	G1	Body-worn	U-NII-2A	52	5260.0	802.11a	Front	16mm	\	\	17.82	19.00	97.62	1.02	0.227	0.30	0.094	0.13	-0.14
5	G1	Body-worn	U-NII-2A	52	5260.0	802.11a	Rear	18mm	\	\	17.82	19.00	97.62	1.02	0.231	0.31	0.093	0.12	-0.01
5	H1	Body-worn	U-NII-2C	132	5660.0	802.11a	Front	15mm	\	\	10.00	11.00	97.62	1.02	0.040	0.05	0.016	0.02	0.17
5	H1	Body-worn	U-NII-2C	132	5660.0	802.11a	Rear	15mm	\	\	10.00	11.00	97.62	1.02	0.051	0.06	0.020	0.03	-0.06
5	G1	Body-worn	U-NII-2C	132	5660.0	802.11a	Front	16mm	\	\	17.94	19.00	97.62	1.02	0.248	0.32	0.098	0.13	-0.07
5	G1	Body-worn	U-NII-2C	132	5660.0	802.11a	Rear	18mm	\	\	17.94	19.00	97.62	1.02	0.292	0.38	0.116	0.15	-0.09
5	H1	Body-worn	U-NII-3	149	5745.0	802.11a	Front	15mm	\	\	10.18	11.00	97.62	1.02	0.048	0.06	0.020	0.02	0.07
5	H1	Body-worn	U-NII-3	149	5745.0	802.11a	Rear	15mm	\	\	10.18	11.00	97.62	1.02	0.056	0.07	0.023	0.03	-0.08
5	G1	Body-worn	U-NII-3	149	5745.0	802.11a	Front	16mm	\	\	17.82	19.00	97.62	1.02	0.301	0.40	0.119	0.16	0.17
5	G1	Body-worn	U-NII-3	149	5745.0	802.11a	Rear	18mm	\	39	17.82	19.00	97.62	1.02	0.333	0.45	0.137	0.18	0.13
5	G1	Body-worn	U-NII-3	149	5745.0	802.11a	Rear	18mm	PVT	\	17.82	19.00	97.62	1.02	0.269	0.36	0.108	0.14	0.10
5	H1	Extremity	U-NII-2A	52	5260.0	802.11a	Front	0mm	\	\	9.98	11.00	97.62	1.02	0.736	0.95	0.174	0.22	-0.13
5	H1	Extremity	U-NII-2A	52	5260.0	802.11a	Rear	0mm	\	\	9.98	11.00	97.62	1.02	0.314	0.41	0.098	0.13	0.04
5	H1	Extremity	U-NII-2A	52	5260.0	802.11a	Right	0mm	\	\	9.98	11.00	97.62	1.02	0.086	0.11	0.034	0.04	0.18
5	H1	Extremity	U-NII-2A	52	5260.0	802.11a	Top	0mm	\	40	9.98	11.00	97.62	1.02	1.330	1.72	0.257	0.33	-0.06
5	G1	Extremity	U-NII-2A	52	5260.0	802.11a	Front	16mm	\	\	17.82	19.00	97.62	1.02	0.227	0.30	0.094	0.13	-0.10
5	G1	Extremity	U-NII-2A	52	5260.0	802.11a	Rear	18mm	\	\	17.82	19.00	97.62	1.02	0.231	0.31	0.093	0.12	-0.17
5	G1	Extremity	U-NII-2A	52	5260.0	802.11a	Top	18mm	\	\	17.82	19.00	97.62	1.02	0.539	0.72	0.212	0.28	-0.14
5	H1	Extremity	U-NII-2C	132	5660.0	802.11a	Front	0mm	\	\	10.00	11.00	97.62	1.02	0.674	0.87	0.121	0.16	0.14
5	H1	Extremity	U-NII-2C	132	5660.0	802.11a	Rear	0mm	\	\	10.00	11.00	97.62	1.02	0.263	0.34	0.077	0.10	0.11
5	H1	Extremity	U-NII-2C	132	5660.0	802.11a	Right	0mm	\	\	10.00	11.00	97.62	1.02	0.098	0.13	0.034	0.04	0.07
5	H1	Extremity	U-NII-2C	132	5660.0	802.11a	Top	0mm	\	\	10.00	11.00	97.62	1.02	1.350	1.73	0.256	0.33	-0.13
5	G1	Extremity	U-NII-2C	132	5660.0	802.11a	Front	16mm	\	\	17.94	19.00	97.62	1.02	0.248	0.32	0.098	0.13	0.18
5	G1	Extremity	U-NII-2C	132	5660.0	802.11a	Rear	18mm	\	\	17.94	19.00	97.62	1.02	0.292	0.38	0.116	0.15	-0.05
5	G1	Extremity	U-NII-2C	132	5660.0	802.11a	Top	18mm	\	\	17.94	19.00	97.62	1.02	0.640	0.83	0.239	0.31	0.08

Note:

1. U-NII-1 and U-NII-2A bands have the same specified maximum output and tolerance, SAR is measured for U-NII-2A band first. Adjusted SAR of U-NII-2A band is ≤ 1.2 W/kg, SAR is not required for U-NII-1 band.
2. For all positions/configurations tested using the initial test position and subsequent test positions, when the reported SAR is > 0.8 W/kg, SAR is measured for these test positions/configurations on the subsequent next highest measured output power channel until the reported SAR is ≤ 1.2 W/kg or all required channels are tested.
3. WLAN5GHz U-NII-2A and U-NII-2C tested the product specific 10g SAR since it has no hotspot mode.
4. According to the KDB 248227 D01, the reported SAR must be scaled to 100% transmission duty factor to determine compliance at the maximum tune-up tolerance limit.



Table 12.19: NFC SAR Values

RF Exposure Conditions	Frequency Band	Frequency (MHz)	Test Position	Distance	Note	Figure No.	Measured SAR 1g (W/kg)	Measured SAR 10g (W/kg)	Power Drift
Extremity	NFC	13.56	Front	0mm	\	\	<0.01	<0.01	\
Extremity	NFC	13.56	Rear	0mm	\	\	<0.01	<0.01	\
Extremity	NFC	13.56	Left	0mm	\	\	<0.01	<0.01	\
Extremity	NFC	13.56	Right	0mm	\	\	<0.01	<0.01	\
Extremity	NFC	13.56	Top	0mm	\	\	<0.01	<0.01	\
Extremity	NFC	13.56	Bottom	0mm	\	\	<0.01	<0.01	\

13. SAR Measurement Variability

SAR measurement variability must be assessed for each frequency band, which is determined by the SAR probe calibration point and tissue-equivalent medium used for the device measurements. When both head and body tissue-equivalent media are required for SAR measurements in a frequency band, the variability measurement procedures should be applied to the tissue medium with the highest measured SAR, using the highest measured SAR configuration for that tissue-equivalent medium.

The following procedures are applied to determine if repeated measurements are required.

- 1) Repeated measurement is not required when the original highest measured SAR is < 0.80 W/kg; steps 2) through 4) do not apply.
- 2) When the original highest measured SAR is ≥ 0.80 W/kg, repeat that measurement once.
- 3) Perform a second repeated measurement only if the ratio of largest to smallest SAR for the original and first repeated measurements is > 1.20 or when the original or repeated measurement is ≥ 1.45 W/kg ($\sim 10\%$ from the 1-g SAR limit).
- 4) Perform a third repeated measurement only if the original, first or second repeated measurement is ≥ 1.5 W/kg and the ratio of largest to smallest SAR for the original, first and second repeated measurements is > 1.20 .

14. Measurement Uncertainty

14.1. Measurement Uncertainty for Normal SAR Tests (300MHz~3GHz)

No.	Error Description	Type	Uncertainty value	Probably Distribution	Div.	(Ci) 1g	(Ci) 10g	Std. Unc. (1g)	Std. Unc. (10g)	Degree of freedom
Measurement system										
1	Probe calibration	B	12.7	N	2	1	1	6.35	6.35	∞
2	Axial isotropy	B	4.7	R	√3	√0.5	√0.5	4.3	4.3	∞
3	Hemispherical isotropy	B	9.6	R	√3	1	1	4.8	4.8	∞
4	Boundary effect	B	1.1	R	√3	1	1	0.6	0.6	∞
5	Linearity	B	4.7	R	√3	1	1	2.7	2.7	∞
6	Detection limit	B	1.0	R	√3	1	1	0.6	0.6	∞
7	Modulation response	B	4.0	R	√3	1	1	2.3	2.3	∞
8	Readout electronics	B	1.0	N	1	1	1	1.0	1.0	∞
9	Response time	B	0.8	R	√3	1	1	0.5	0.5	∞
10	Integration time	B	1.7	R	√3	1	1	1.0	1.0	∞
11	RF ambient conditions-noise	B	3.0	R	√3	1	1	1.7	1.7	∞
12	RF ambient conditions-reflection	B	3.0	R	√3	1	1	1.7	1.7	∞
13	Probe positioned mech. restrictions	B	0.35	R	√3	1	1	0.2	0.2	∞
14	Probe positioning with respect to phantom shell	B	2.9	R	√3	1	1	1.7	1.7	∞
15	Post-processing	B	1.0	R	√3	1	1	0.6	0.6	∞
Test sample related										
16	Test sample positioning	A	3.3	N	1	1	1	3.3	3.3	5
17	Device holder uncertainty	A	3.4	N	1	1	1	3.4	3.4	5
18	Power scaling	B	0	R	√3	1	1	0	0	∞
19	Drift of output power	B	5.0	R	√3	1	1	2.9	2.9	∞
Phantom and set-up										
20	Phantom uncertainty	B	1.0	R	√3	1	1	0.6	0.6	∞
21	Algorithm for correcting SAR for deviations in permittivity and conductivity	B	1.9	N	1	1	0.84	1.9	1.6	∞
22	Liquid conductivity (target)	B	5.0	R	√3	0.64	0.43	1.8	1.2	∞
23	Liquid conductivity (meas.)	A	1.3	N	1	0.64	0.43	0.83	0.56	9
24	Liquid permittivity (target)	B	5.0	R	√3	0.6	0.49	1.7	1.4	∞
25	Liquid permittivity (meas.)	A	1.6	N	1	0.6	0.49	0.96	0.78	9
Combined standard uncertainty		$u_c = \sqrt{\sum_{i=1}^{23} c_i^2 u_i^2}$						11.6	11.4	95.5
Expanded uncertainty (Confidence interval of 95 %)		$u_e = 2u_c$						23.2	22.8	

14.2. Measurement Uncertainty for Normal SAR Tests (3GHz~6GHz)

No.	Error Description	Type	Uncertainty value	Probably Distribution	Div.	(Ci) 1g	(Ci) 10g	Std. Unc. (1g)	Std. Unc. (10g)	Degree of freedom
Measurement system										
1	Probe calibration	B	13.9	N	2	1	1	6.95	6.95	∞
2	Axial isotropy	B	4.7	R	√3	√0.5	√0.5	4.3	4.3	∞
3	Hemispherical isotropy	B	9.6	R	√3	1	1	4.8	4.8	∞
4	Boundary effect	B	1.1	R	√3	1	1	0.6	0.6	∞
5	Linearity	B	4.7	R	√3	1	1	2.7	2.7	∞
6	Detection limit	B	1.0	R	√3	1	1	0.6	0.6	∞
7	modulation response	B	4.0	R	√3	1	1	2.3	2.3	∞
8	Readout electronics	B	1.0	N	1	1	1	1.0	1.0	∞
9	Response time	B	0.0	R	√3	1	1	0.0	0.0	∞
10	Integration time	B	1.7	R	√3	1	1	1.0	1.0	∞
11	RF ambient conditions-noise	B	3.0	R	√3	1	1	1.7	1.7	∞
12	RF ambient conditions-reflection	B	3.0	R	√3	1	1	1.7	1.7	∞
13	Probe positioned mech. Restrictions	B	0.35	R	√3	1	1	0.2	0.2	∞
14	Probe positioning with respect to phantom shell	B	2.9	R	√3	1	1	1.7	1.7	∞
15	Post-processing	B	1.0	R	√3	1	1	0.6	0.6	∞
Test sample related										
16	Test sample positioning	A	3.3	N	1	1	1	3.3	3.3	5
17	Device holder uncertainty	A	3.4	N	1	1	1	3.4	3.4	5
18	Power scaling	B	0	R	√3	1	1	0	0	∞
19	Drift of output power	B	5.0	R	√3	1	1	2.9	2.9	∞
Phantom and set-up										
20	Phantom uncertainty	B	1.0	R	√3	1	1	0.6	0.6	∞
21	Algorithm for correcting SAR for deviations in permittivity and conductivity	B	1.9	N	1	1	0.84	1.9	1.6	∞
22	Liquid conductivity (target)	B	5.0	R	√3	0.64	0.43	1.8	1.2	∞
23	Liquid conductivity (meas.)	A	1.3	N	1	0.64	0.43	0.83	0.56	9
24	Liquid permittivity (target)	B	5.0	R	√3	0.6	0.49	1.7	1.4	∞
25	Liquid permittivity (meas.)	A	1.6	N	1	0.6	0.49	0.96	0.78	9
Combined standard uncertainty			$u_c = \sqrt{\sum_{i=1}^{22} c_i^2 u_i^2}$					11.9	11.8	95.5
Expanded uncertainty (Confidence interval of 95 %)			$u_e = 2u_c$					23.8	23.6	

15. Main Test Instruments

Table 15.1: List of Main Instruments

No.	Name	Type	Serial Number	Calibration Date	Valid Period
01	Network analyzer	E5071C	MY46103759	2023-11-13	One year
02	Dielectric probe	85070E	MY44300317	/	/
03	Power meter	E4418B	MY50000366	2023-12-10	One year
04	Power sensor	E9304A	MY50000188	2023-12-10	One year
05	Power meter	NRP	102603	2023-12-28	One year
06	Power sensor	NRP-Z51	102211	2023-12-28	One year
07	Signal Generator	E8257D	MY47461211	2024-01-12	One year
08	Amplifier	VTL5400	0404	/	/
09	DAE	DAE4	786	2023-12-11	One year
10	E-field Probe	EX3DV4	7621	2024-01-10	One year
11	E-field Probe	EX3DV4	7786	2023-08-24	One year
12	Dipole Validation Kit	D750V3	1163	2022-08-22	Three years
13	Dipole Validation Kit	D835V2	4d057	2021-10-18	Three years
14	Dipole Validation Kit	D1750V2	1152	2022-08-22	Three years
15	Dipole Validation Kit	D1900V2	5d088	2021-10-18	Three years
16	Dipole Validation Kit	D2300V2	1059	2021-09-22	Three years
17	Dipole Validation Kit	D2450V2	873	2021-10-21	Three years
18	Dipole Validation Kit	D2550V2	1010	2024-04-23	Three years
19	Dipole Validation Kit	D3500V2	1084	2022-09-19	Three years
20	Dipole Validation Kit	D3700V2	1049	2022-09-22	Three years
21	Dipole Validation Kit	D3900V2	1028	2022-09-22	Three years
22	Dipole Validation Kit	D5GHzV2	1238	2022-08-17	Three years
23	Dipole Validation Kit	CLA13	1039	2023-08-18	Three years
24	BTS	E5515C	GB46110722	2024-01-12	One year
25	BTS	MT8820C	6201341853	2024-03-22	One year
26	BTS	CMW500	152499	2023-07-14	One year
27	Thermometer	51II	99250045	2023-11-22	One year
28	Software	DASY5	/	/	/

ANNEX A: Graph Results

WCDMA Band 2 Head

Date: 2024-06-24

Electronics: DAE4 Sn786

Medium: Head 1900MHz

Medium parameters used: $f = 1908$ MHz; $\sigma = 1.4$ S/m; $\epsilon_r = 40.854$; $\rho = 1000$ kg/m³

Communication System: UID 0, WCDMA (0) Frequency: 1907.6 MHz Duty Cycle: 1:1

Probe: EX3DV4 - SN7621 ConvF (8.76, 8.76, 8.76)

Right Tilt High/Area Scan (61x61x1): Interpolated grid: $dx=1.500$ mm, $dy=1.500$ mm

Maximum value of SAR (interpolated) = 0.770 W/kg

Right Tilt High/Zoom Scan (5x5x7)/Cube 0: Measurement grid: $dx=8$ mm, $dy=8$ mm, $dz=5$ mm

Reference Value = 13.60 V/m; Power Drift = 0.18 dB

Peak SAR (extrapolated) = 1.20 W/kg

SAR(1 g) = 0.591 W/kg; SAR(10 g) = 0.281 W/kg

Maximum value of SAR (measured) = 0.928 W/kg

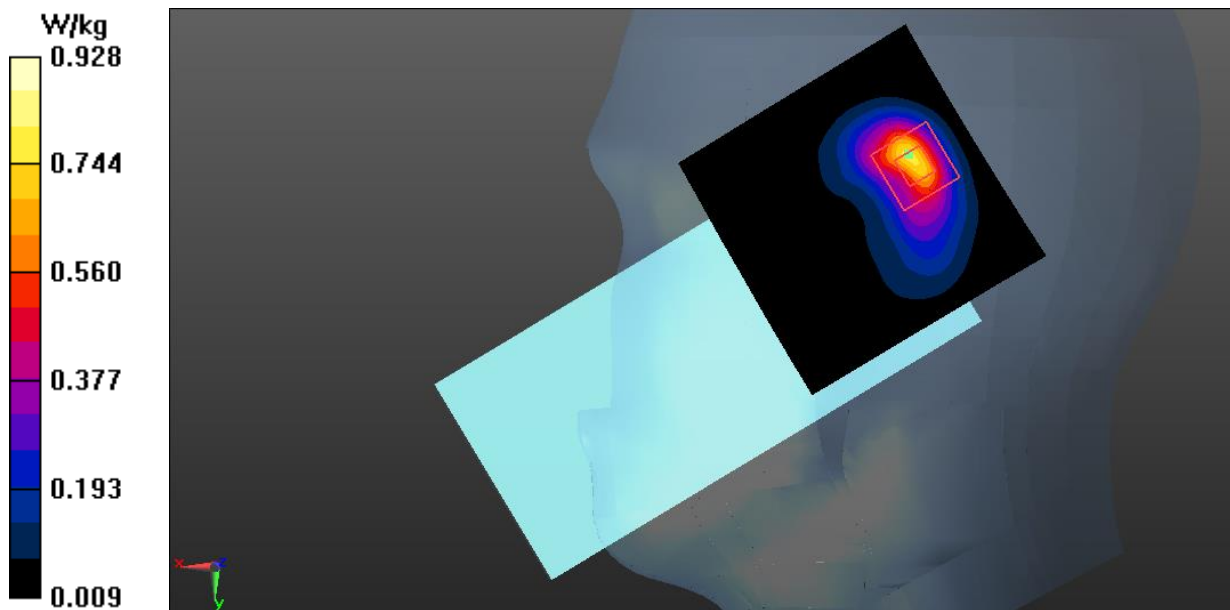


Fig.1 WCDMA Band 2 Head

WCDMA Band 2 Body

Date: 2024-06-24

Electronics: DAE4 Sn786

Medium: Head 1900MHz

Medium parameters used: $f = 1908$ MHz; $\sigma = 1.4$ S/m; $\epsilon_r = 40.854$; $\rho = 1000$ kg/m³

Communication System: UID 0, WCDMA (0) Frequency: 1907.6 MHz Duty Cycle: 1:1

Probe: EX3DV4 - SN7621 ConvF (8.76, 8.76, 8.76)

Top Side High/Area Scan (41x71x1): Interpolated grid: dx=1.500 mm, dy=1.500 mm

Maximum value of SAR (interpolated) = 0.659 W/kg

Top Side High/Zoom Scan (5x5x7)/Cube 0: Measurement grid: dx=8mm, dy=8mm, dz=5mm

Reference Value = 10.27 V/m; Power Drift = -0.03 dB

Peak SAR (extrapolated) = 0.907 W/kg

SAR(1 g) = 0.512 W/kg; SAR(10 g) = 0.263 W/kg

Maximum value of SAR (measured) = 0.653 W/kg

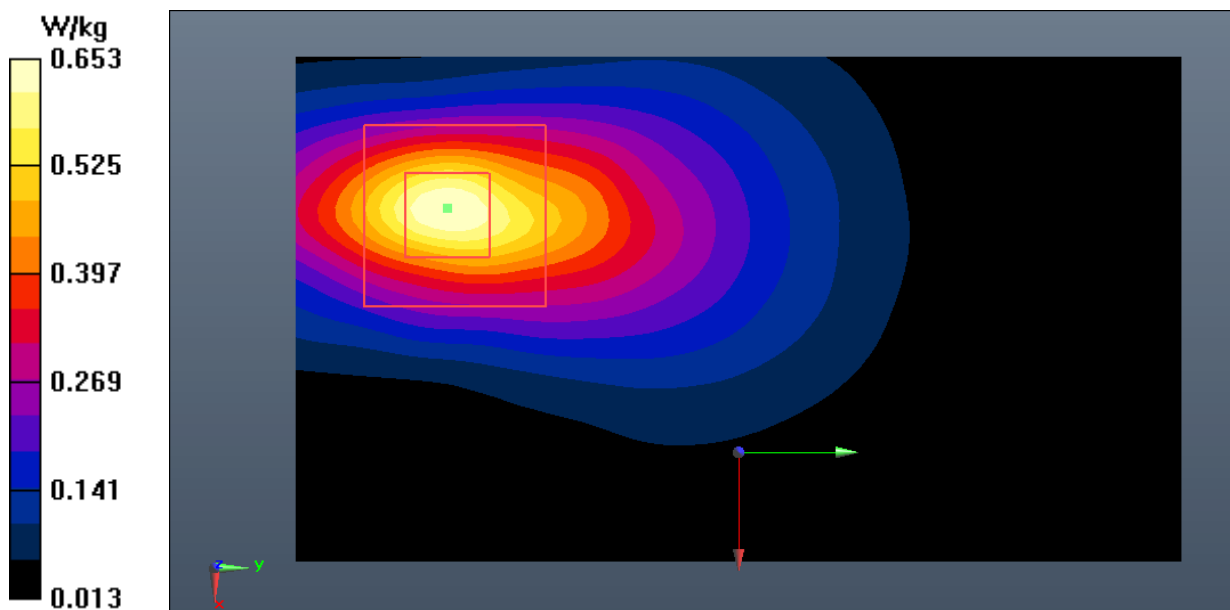


Fig.2 WCDMA Band 2 Body

WCDMA Band 4 Head

Date: 2024-06-21

Electronics: DAE4 Sn786

Medium: Head 1750MHz

Medium parameters used (interpolated): $f = 1732.6$ MHz; $\sigma = 1.344$ S/m; $\epsilon_r = 41.001$; $\rho = 1000$ kg/m³

Communication System: UID 0, WCDMA (0) Frequency: 1732.6 MHz Duty Cycle: 1:1

Probe: EX3DV4 - SN7621 ConvF (9.11, 9.11, 9.11)

Right Cheek Middle/Area Scan (61x61x1): Interpolated grid: dx=1.500 mm, dy=1.500 mm

Maximum value of SAR (interpolated) = 0.821 W/kg

Right Cheek Middle/Zoom Scan (5x5x7)/Cube 0: Measurement grid: dx=8mm, dy=8mm, dz=5mm

Reference Value = 14.52 V/m; Power Drift = 0.10 dB

Peak SAR (extrapolated) = 1.14 W/kg

SAR(1 g) = 0.607 W/kg; SAR(10 g) = 0.317 W/kg

Maximum value of SAR (measured) = 0.913 W/kg

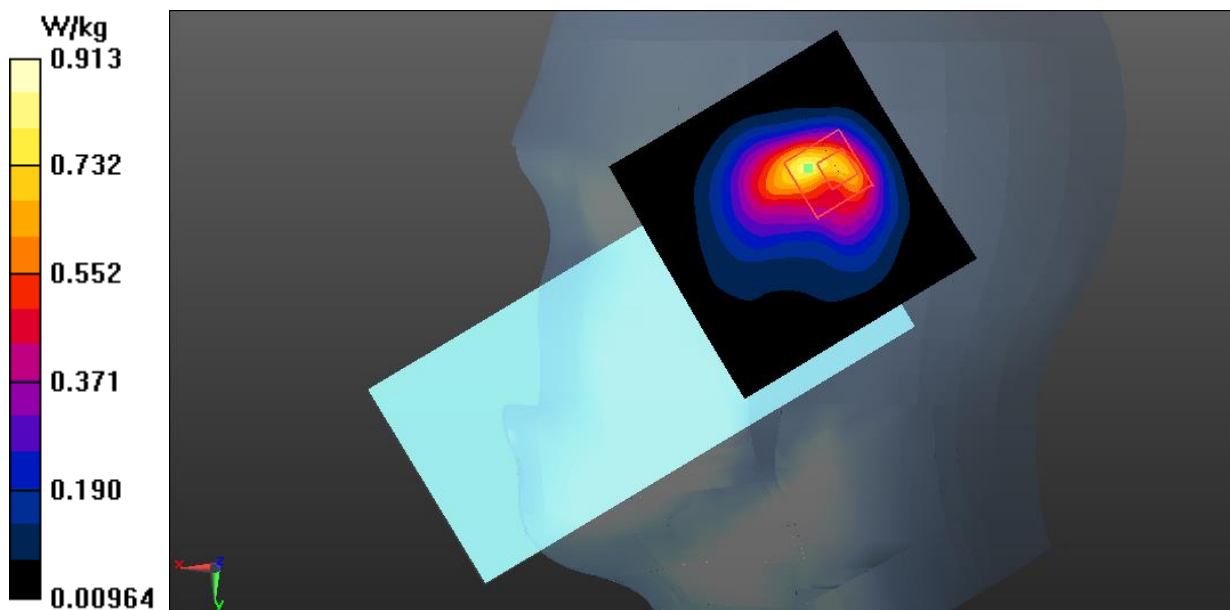


Fig.3 WCDMA Band 4 Head

WCDMA Band 4 Body

Date: 2024-06-21

Electronics: DAE4 Sn786

Medium: Head 1750MHz

Medium parameters used (interpolated): $f = 1732.6$ MHz; $\sigma = 1.344$ S/m; $\epsilon_r = 41.001$; $\rho = 1000$ kg/m³

Communication System: UID 0, WCDMA (0) Frequency: 1732.6 MHz Duty Cycle: 1:1

Probe: EX3DV4 - SN7621 ConvF (9.11, 9.11, 9.11)

Top Side Middle/Area Scan (41x71x1): Interpolated grid: dx=1.500 mm, dy=1.500 mm

Maximum value of SAR (interpolated) = 0.680 W/kg

Top Side Middle/Zoom Scan (5x5x7)/Cube 0: Measurement grid: dx=8mm, dy=8mm, dz=5mm

Reference Value = 13.41 V/m; Power Drift = -0.15 dB

Peak SAR (extrapolated) = 0.874 W/kg

SAR(1 g) = 0.507 W/kg; SAR(10 g) = 0.260 W/kg

Maximum value of SAR (measured) = 0.659 W/kg

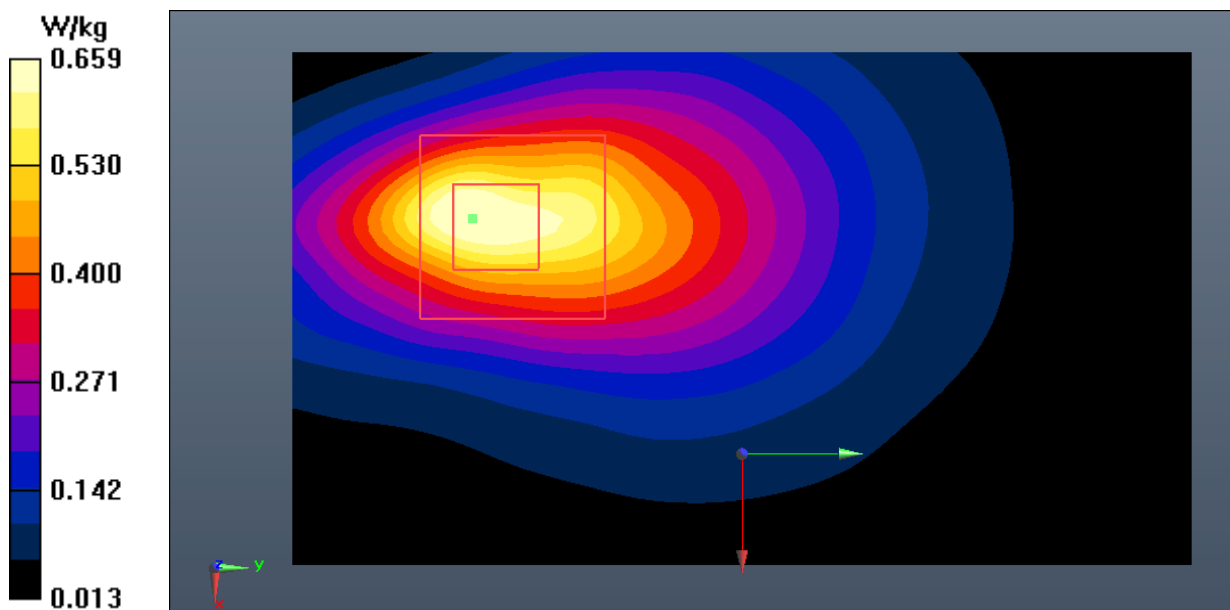


Fig.4 WCDMA Band 4 Body

WCDMA Band 5 Head

Date: 2024-05-07

Electronics: DAE4 Sn786

Medium: Head 835MHz

Medium parameters used (interpolated): $f = 846.6$ MHz; $\sigma = 0.929$ S/m; $\epsilon_r = 40.717$; $\rho = 1000$ kg/m³

Communication System: UID 0, WCDMA (0) Frequency: 846.6 MHz Duty Cycle: 1:1

Probe: EX3DV4 - SN7621 ConvF (11.02, 11.02, 11.02)

Right Cheek High/Area Scan (61x61x1): Interpolated grid: dx=1.500 mm, dy=1.500 mm

Maximum value of SAR (interpolated) = 0.293 W/kg

Right Cheek High/Zoom Scan (5x5x7)/Cube 0: Measurement grid: dx=8mm, dy=8mm, dz=5mm

Reference Value = 5.108 V/m; Power Drift = 0.08 dB

Peak SAR (extrapolated) = 0.313 W/kg

SAR(1 g) = 0.252 W/kg; SAR(10 g) = 0.197 W/kg

Maximum value of SAR (measured) = 0.286 W/kg




Fig.5 WCDMA Band 5 Head

WCDMA Band 5 Body

Date: 2024-05-07

Electronics: DAE4 Sn786

Medium: Head 835MHz

Medium parameters used (interpolated): $f = 846.6$ MHz; $\sigma = 0.929$ S/m; $\epsilon_r = 40.717$; $\rho = 1000$ kg/m³

Communication System: UID 0, WCDMA (0) Frequency: 846.6 MHz Duty Cycle: 1:1

Probe: EX3DV4 - SN7621 ConvF (11.02, 11.02, 11.02)

Rear Side High/Area Scan (61x91x1): Interpolated grid: $dx=1.500$ mm, $dy=1.500$ mm

Maximum value of SAR (interpolated) = 0.467 W/kg

Rear Side High/Zoom Scan (5x5x7)/Cube 0: Measurement grid: $dx=8$ mm, $dy=8$ mm, $dz=5$ mm

Reference Value = 17.31 V/m; Power Drift = 0.14 dB

Peak SAR (extrapolated) = 0.539 W/kg

SAR(1 g) = 0.379 W/kg; SAR(10 g) = 0.271 W/kg

Maximum value of SAR (measured) = 0.463 W/kg

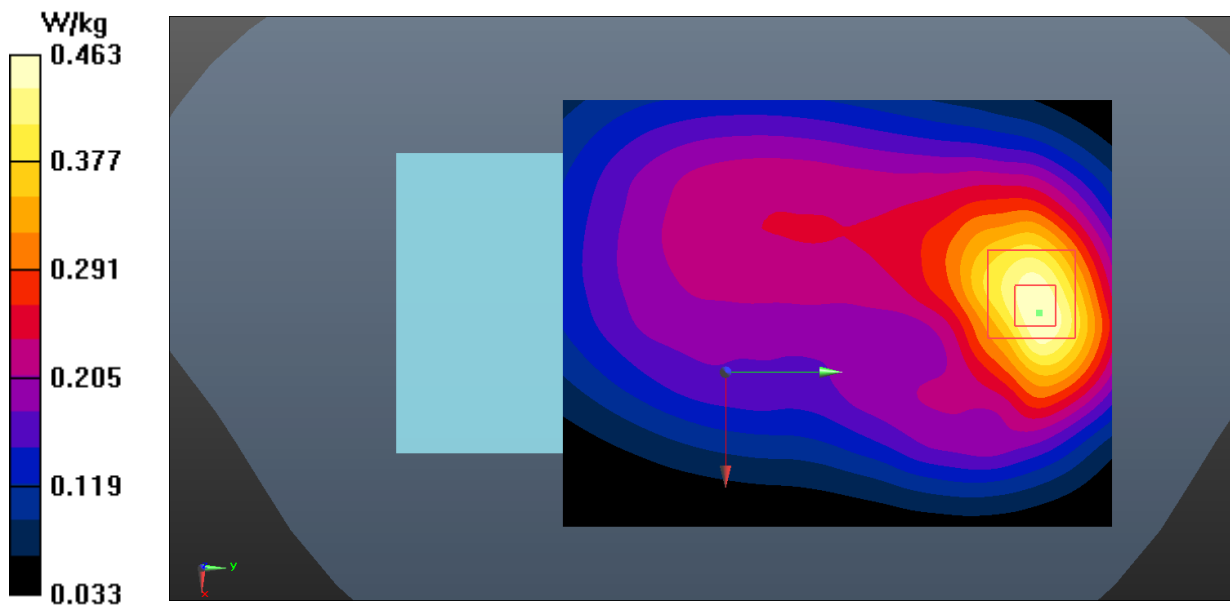


Fig.6 WCDMA Band 5 Body

LTE Band 2 Head

Date: 2024-06-24

Electronics: DAE4 Sn786

Medium: Head 1900MHz

Medium parameters used: $f = 1880$ MHz; $\sigma = 1.375$ S/m; $\epsilon_r = 40.963$; $\rho = 1000$ kg/m³

Communication System: UID 0, LTE_FDD (0) Frequency: 1880 MHz Duty Cycle: 1:1

Probe: EX3DV4 - SN7621 ConvF (8.76, 8.76, 8.76)

Right Tilt Middle/Area Scan (61x61x1): Interpolated grid: dx=1.500 mm, dy=1.500 mm

Maximum value of SAR (interpolated) = 0.872 W/kg

Right Tilt Middle/Zoom Scan (5x5x7)/Cube 0: Measurement grid: dx=8mm, dy=8mm, dz=5mm

Reference Value = 14.83 V/m; Power Drift = 0.03 dB

Peak SAR (extrapolated) = 1.38 W/kg

SAR(1 g) = 0.721 W/kg; SAR(10 g) = 0.340 W/kg

Maximum value of SAR (measured) = 1.10 W/kg

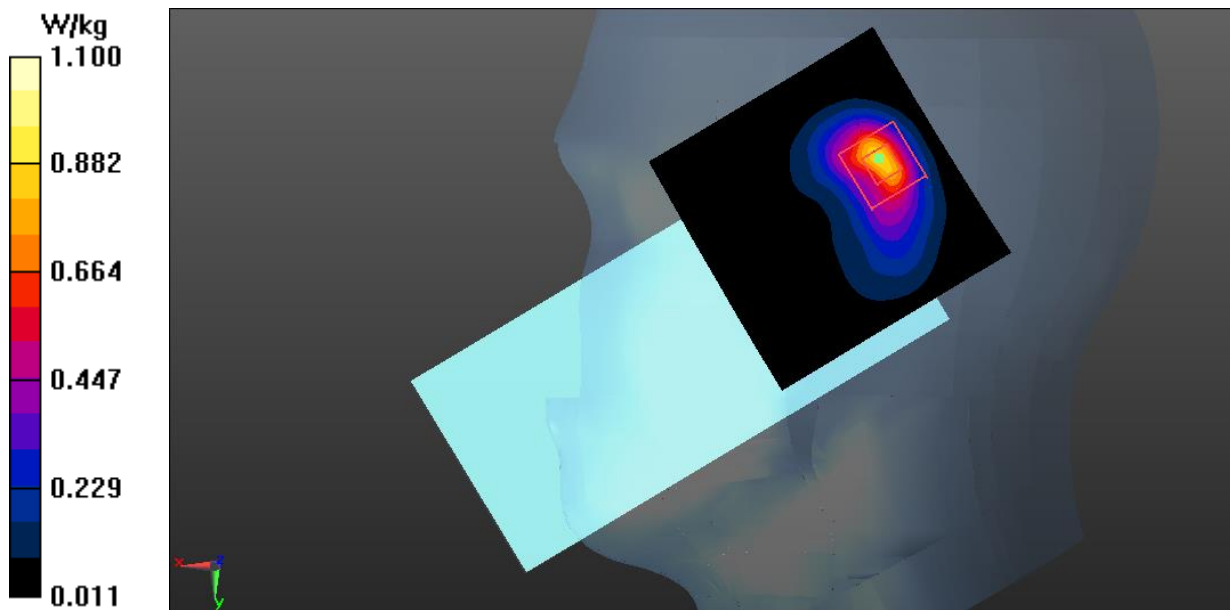


Fig.7 LTE Band 2 Head

LTE Band 2 Body

Date: 2024-06-24

Electronics: DAE4 Sn786

Medium: Head 1900MHz

Medium parameters used: $f = 1880$ MHz; $\sigma = 1.375$ S/m; $\epsilon_r = 40.963$; $\rho = 1000$ kg/m³

Communication System: UID 0, LTE_FDD (0) Frequency: 1860 MHz Duty Cycle: 1:1

Probe: EX3DV4 - SN7621 ConvF (8.76, 8.76, 8.76)

Rear Side Low 1RB0/Area Scan (61x61x1): Interpolated grid: dx=1.500 mm, dy=1.500 mm

Maximum value of SAR (interpolated) = 0.992 W/kg

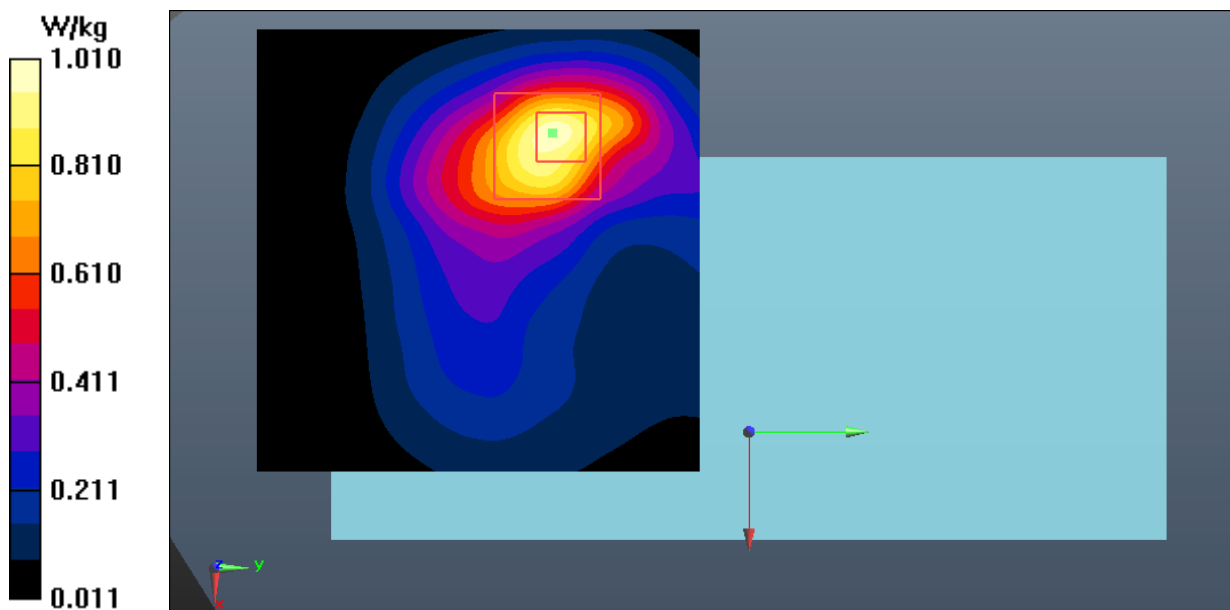
Rear Side Low 1RB0/Zoom Scan (5x5x7)/Cube 0: Measurement grid: dx=8mm, dy=8mm, dz=5mm

Reference Value = 9.592 V/m; Power Drift = -0.09 dB

Peak SAR (extrapolated) = 1.36 W/kg

SAR(1 g) = 0.735 W/kg; SAR(10 g) = 0.392 W/kg

Maximum value of SAR (measured) = 1.01 W/kg

**Fig.8 LTE Band 2 Body**

LTE Band 5 Head

Date: 2024-05-07

Electronics: DAE4 Sn786

Medium: Head 835MHz

Medium parameters used (interpolated): $f = 829$ MHz; $\sigma = 0.913$ S/m; $\epsilon_r = 40.928$; $\rho = 1000$ kg/m³

Communication System: UID 0, LTE_FDD (0) Frequency: 829 MHz Duty Cycle: 1:1

Probe: EX3DV4 - SN7621 ConvF (11.02, 11.02, 11.02)


Right Cheek Low 1RB24/Area Scan (61x61x1): Interpolated grid: dx=1.500 mm, dy=1.500 mm
Maximum value of SAR (interpolated) = 0.317 W/kg**Right Cheek Low 1RB24/Zoom Scan (5x5x7)/Cube 0:** Measurement grid: dx=8mm, dy=8mm, dz=5mm

Reference Value = 4.847 V/m; Power Drift = 0.09 dB

Peak SAR (extrapolated) = 0.344 W/kg

SAR(1 g) = 0.274 W/kg; SAR(10 g) = 0.207 W/kg

Maximum value of SAR (measured) = 0.310 W/kg

**Fig.9 LTE Band 5 Head**

LTE Band 5 Body

Date: 2024-05-07

Electronics: DAE4 Sn786

Medium: Head 835MHz

Medium parameters used (interpolated): $f = 829$ MHz; $\sigma = 0.913$ S/m; $\epsilon_r = 40.928$; $\rho = 1000$ kg/m³

Communication System: UID 0, LTE_FDD (0) Frequency: 829 MHz Duty Cycle: 1:1

Probe: EX3DV4 - SN7621 ConvF (11.02, 11.02, 11.02)

Rear Side Low 1RB24/Area Scan (61x91x1): Interpolated grid: $dx=1.500$ mm, $dy=1.500$ mm

Maximum value of SAR (interpolated) = 0.441 W/kg

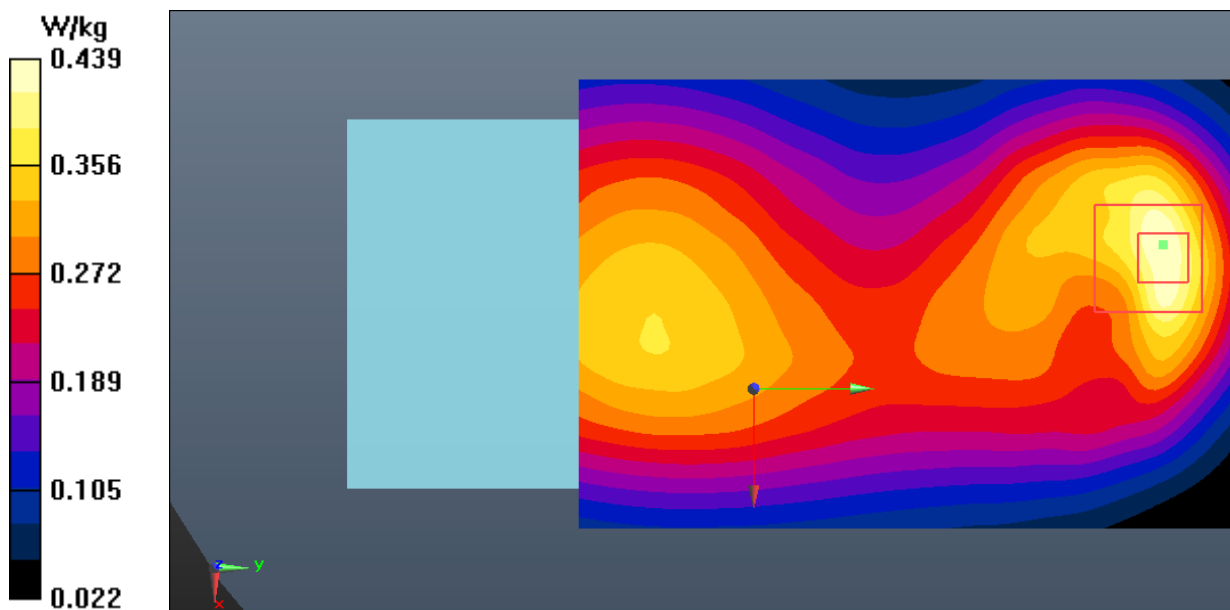
Rear Side Low 1RB24/Zoom Scan (5x5x7)/Cube 0: Measurement grid: $dx=8$ mm, $dy=8$ mm, $dz=5$ mm

Reference Value = 17.49 V/m; Power Drift = -0.11 dB

Peak SAR (extrapolated) = 0.539 W/kg

SAR(1 g) = 0.334 W/kg; SAR(10 g) = 0.209 W/kg

Maximum value of SAR (measured) = 0.439 W/kg

**Fig.10 LTE Band 5 Body**

LTE Band 7 Head

Date: 2024-06-26

Electronics: DAE4 Sn786

Medium: Head 2550MHz

Medium parameters used: $f = 2560$ MHz; $\sigma = 1.949$ S/m; $\epsilon_r = 38.314$; $\rho = 1000$ kg/m³

Communication System: UID 0, LTE_FDD (0) Frequency: 2560 MHz Duty Cycle: 1:1

Probe: EX3DV4 - SN7621 ConvF (8.02, 8.02, 8.02)


Right Cheek High 1RB99/Area Scan (91x91x1): Interpolated grid: dx=1.000 mm, dy=1.000 mm
Maximum value of SAR (interpolated) = 0.839 W/kg**Right Cheek High 1RB99/Zoom Scan (7x7x7)/Cube 0:** Measurement grid: dx=5mm, dy=5mm, dz=5mm

Reference Value = 6.892 V/m; Power Drift = -0.14 dB

Peak SAR (extrapolated) = 1.04 W/kg

SAR(1 g) = 0.434 W/kg; SAR(10 g) = 0.224 W/kg

Maximum value of SAR (measured) = 0.756 W/kg

**Fig.11 LTE Band 7 Head**

LTE Band 7 Body

Date: 2024-06-26

Electronics: DAE4 Sn786

Medium: Head 2550MHz

Medium parameters used: $f = 2560$ MHz; $\sigma = 1.949$ S/m; $\epsilon_r = 38.314$; $\rho = 1000$ kg/m³

Communication System: UID 0, LTE_FDD (0) Frequency: 2560 MHz Duty Cycle: 1:1

Probe: EX3DV4 - SN7621 ConvF (8.02, 8.02, 8.02)

Rear Side High 50RB50/Area Scan (91x91x1): Interpolated grid: dx=1.000 mm, dy=1.000 mm
Maximum value of SAR (interpolated) = 0.778 W/kg

Rear Side High 50RB50/Zoom Scan (7x7x7)/Cube 0: Measurement grid: dx=5mm, dy=5mm, dz=5mm

Reference Value = 5.708 V/m; Power Drift = 0.16 dB

Peak SAR (extrapolated) = 1.10 W/kg

SAR(1 g) = 0.532 W/kg; SAR(10 g) = 0.273 W/kg

Maximum value of SAR (measured) = 0.649 W/kg

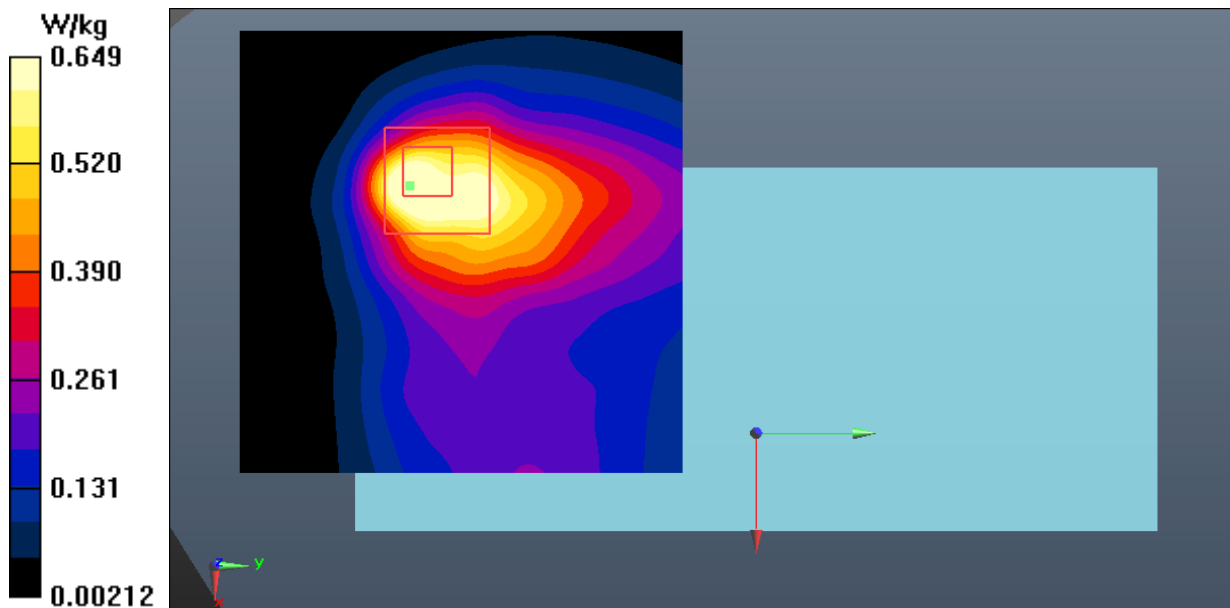


Fig.12 LTE Band 7 Body

LTE Band 12 Head

Date: 2024-05-09

Electronics: DAE4 Sn786

Medium: Head 750MHz

Medium parameters used: $f = 704$ MHz; $\sigma = 0.876$ S/m; $\epsilon_r = 41.944$; $\rho = 1000$ kg/m³

Communication System: UID 0, LTE_FDD (0) Frequency: 704 MHz Duty Cycle: 1:1

Probe: EX3DV4 - SN7621 ConvF (11.02, 11.02, 11.02)


Right Cheek Low 1RB49/Area Scan (61x61x1): Interpolated grid: dx=1.500 mm, dy=1.500 mm
Maximum value of SAR (interpolated) = 0.326 W/kg**Right Cheek Low 1RB49/Zoom Scan (5x5x7)/Cube 0:** Measurement grid: dx=8mm, dy=8mm, dz=5mm

Reference Value = 3.324 V/m; Power Drift = 0.01 dB

Peak SAR (extrapolated) = 0.352 W/kg

SAR(1 g) = 0.285 W/kg; SAR(10 g) = 0.221 W/kg

Maximum value of SAR (measured) = 0.320 W/kg

**Fig.13 LTE Band 12 Head**

LTE Band 12 Body

Date: 2024-05-09

Electronics: DAE4 Sn786

Medium: Head 750MHz

Medium parameters used: $f = 704 \text{ MHz}$; $\sigma = 0.876 \text{ S/m}$; $\epsilon_r = 41.944$; $\rho = 1000 \text{ kg/m}^3$

Communication System: UID 0, LTE_FDD (0) Frequency: 704 MHz Duty Cycle: 1:1

Probe: EX3DV4 - SN7621 ConvF (11.02, 11.02, 11.02)

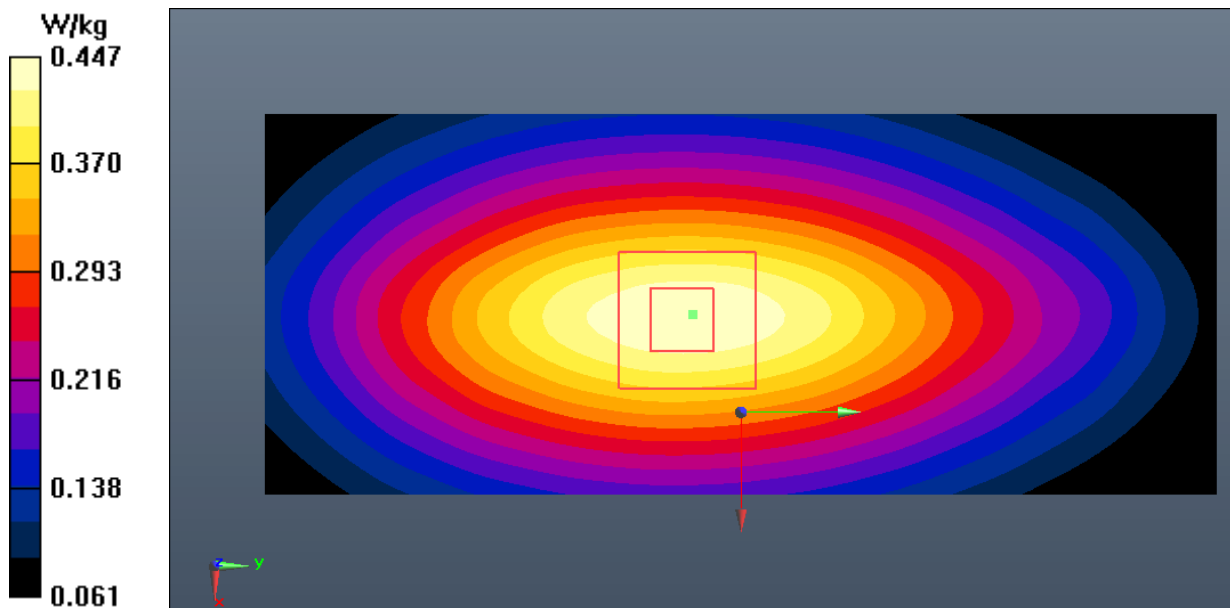
Right Side Low 1RB49/Area Scan (41x101x1): Interpolated grid: $dx=1.500 \text{ mm}$, $dy=1.500 \text{ mm}$
Maximum value of SAR (interpolated) = 0.445 W/kg**Right Side Low 1RB49/Zoom Scan (5x5x7)/Cube 0:** Measurement grid: $dx=8\text{mm}$, $dy=8\text{mm}$, $dz=5\text{mm}$

Reference Value = 20.55 V/m; Power Drift = -0.07 dB

Peak SAR (extrapolated) = 0.519 W/kg

SAR(1 g) = 0.367 W/kg; SAR(10 g) = 0.260 W/kg

Maximum value of SAR (measured) = 0.447 W/kg

**Fig.14 LTE Band 12 Body**

LTE Band 14 Head

Date: 2024-05-09

Electronics: DAE4 Sn786

Medium: Head 750MHz

Medium parameters used (interpolated): $f = 793$ MHz; $\sigma = 0.927$ S/m; $\epsilon_r = 40.875$; $\rho = 1000$ kg/m³

Communication System: UID 0, LTE_FDD (0) Frequency: 793 MHz Duty Cycle: 1:1

Probe: EX3DV4 - SN7621 ConvF (11.02, 11.02, 11.02)

Right Cheek Middle 1RB24/Area Scan (61x61x1): Interpolated grid: $dx=1.500$ mm, $dy=1.500$ mm
Maximum value of SAR (interpolated) = 0.306 W/kg**Right Cheek Middle 1RB24/Zoom Scan (5x5x7)/Cube 0:** Measurement grid: $dx=8$ mm, $dy=8$ mm, $dz=5$ mm

Reference Value = 3.276 V/m; Power Drift = 0.02 dB

Peak SAR (extrapolated) = 0.330 W/kg

SAR(1 g) = 0.263 W/kg; SAR(10 g) = 0.200 W/kg

Maximum value of SAR (measured) = 0.297 W/kg




Fig.15 LTE Band 14 Head

LTE Band 14 Body

Date: 2024-05-09

Electronics: DAE4 Sn786

Medium: Head 750MHz

Medium parameters used (interpolated): $f = 793$ MHz; $\sigma = 0.927$ S/m; $\epsilon_r = 40.875$; $\rho = 1000$ kg/m³

Communication System: UID 0, LTE_FDD (0) Frequency: 793 MHz Duty Cycle: 1:1

Probe: EX3DV4 - SN7621 ConvF (11.02, 11.02, 11.02)

Right Side Low 1RB49/Area Scan (41x101x1): Interpolated grid: dx=1.500 mm, dy=1.500 mm

Maximum value of SAR (interpolated) = 0.427 W/kg

Right Side Low 1RB49/Zoom Scan (5x5x7)/Cube 0: Measurement grid: dx=8mm, dy=8mm, dz=5mm

Reference Value = 18.95 V/m; Power Drift = -0.07 dB

Peak SAR (extrapolated) = 0.498 W/kg

SAR(1 g) = 0.350 W/kg; SAR(10 g) = 0.245 W/kg

Maximum value of SAR (measured) = 0.428 W/kg

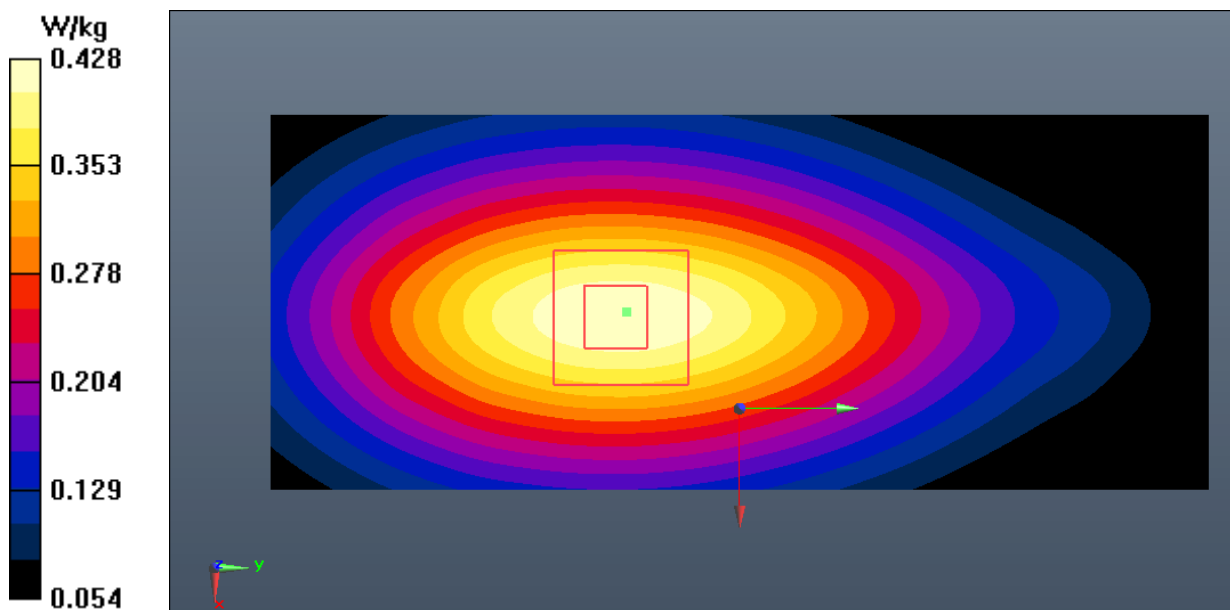


Fig.16 LTE Band 14 Body

LTE Band 30 Head

Date: 2024-06-23

Electronics: DAE4 Sn786

Medium: Head 2300MHz

Medium parameters used: $f = 2310$ MHz; $\sigma = 1.701$ S/m; $\epsilon_r = 38.694$; $\rho = 1000$ kg/m³

Communication System: UID 0, LTE_FDD (0) Frequency: 2310 MHz Duty Cycle: 1:1

Probe: EX3DV4 - SN7621 ConvF (8.50, 8.50, 8.50)


Right Cheek Low 50RB25/Area Scan (91x91x1): Interpolated grid: dx=1.000 mm, dy=1.000 mm
Maximum value of SAR (interpolated) = 0.812 W/kg**Right Cheek Low 50RB25/Zoom Scan (7x7x7)/Cube 0:** Measurement grid: dx=5mm, dy=5mm, dz=5mm

Reference Value = 4.553 V/m; Power Drift = -0.08 dB

Peak SAR (extrapolated) = 1.09 W/kg

SAR(1 g) = 0.567 W/kg; SAR(10 g) = 0.298 W/kg

Maximum value of SAR (measured) = 0.839 W/kg

**Fig.17 LTE Band 30 Head**

LTE Band 30 Body

Date: 2024-06-23

Electronics: DAE4 Sn786

Medium: Head 2300MHz

Medium parameters used: $f = 2310$ MHz; $\sigma = 1.701$ S/m; $\epsilon_r = 38.694$; $\rho = 1000$ kg/m³

Communication System: UID 0, LTE_FDD (0) Frequency: 2310 MHz Duty Cycle: 1:1

Probe: EX3DV4 - SN7621 ConvF (8.50, 8.50, 8.50)

Rear Side Low 50RB0/Area Scan (91x91x1): Interpolated grid: dx=1.000 mm, dy=1.000 mm

Maximum value of SAR (interpolated) = 0.835 W/kg

Rear Side Low 50RB0/Zoom Scan (7x7x7)/Cube 0: Measurement grid: dx=5mm, dy=5mm, dz=5mm

Reference Value = 3.726 V/m; Power Drift = -0.09 dB

Peak SAR (extrapolated) = 1.16 W/kg

SAR(1 g) = 0.604 W/kg; SAR(10 g) = 0.291 W/kg

Maximum value of SAR (measured) = 0.905 W/kg

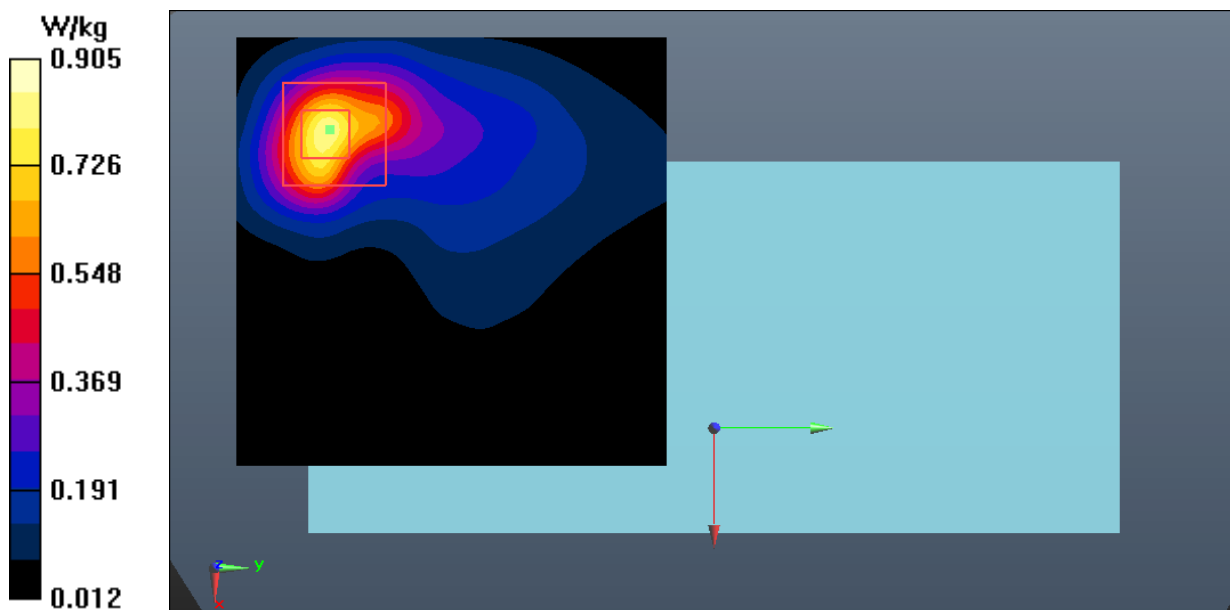


Fig.18 LTE Band 30 Body

LTE Band 66 Head

Date: 2024-06-21

Electronics: DAE4 Sn786

Medium: Head 1750MHz

Medium parameters used: $f = 1720$ MHz; $\sigma = 1.333$ S/m; $\epsilon_r = 41.05$; $\rho = 1000$ kg/m³

Communication System: UID 0, LTE_FDD (0) Frequency: 1720 MHz Duty Cycle: 1:1

Probe: EX3DV4 - SN7621 ConvF (9.11, 9.11, 9.11)

Right Tilt Low 1RB0/Area Scan (61x61x1): Interpolated grid: dx=1.500 mm, dy=1.500 mm

Maximum value of SAR (interpolated) = 0.891 W/kg

Right Tilt Low 1RB0/Zoom Scan (5x5x7)/Cube 0: Measurement grid: dx=8mm, dy=8mm, dz=5mm

Reference Value = 17.80 V/m; Power Drift = -0.05 dB

Peak SAR (extrapolated) = 1.38 W/kg

SAR(1 g) = 0.745 W/kg; SAR(10 g) = 0.370 W/kg

Maximum value of SAR (measured) = 1.14 W/kg

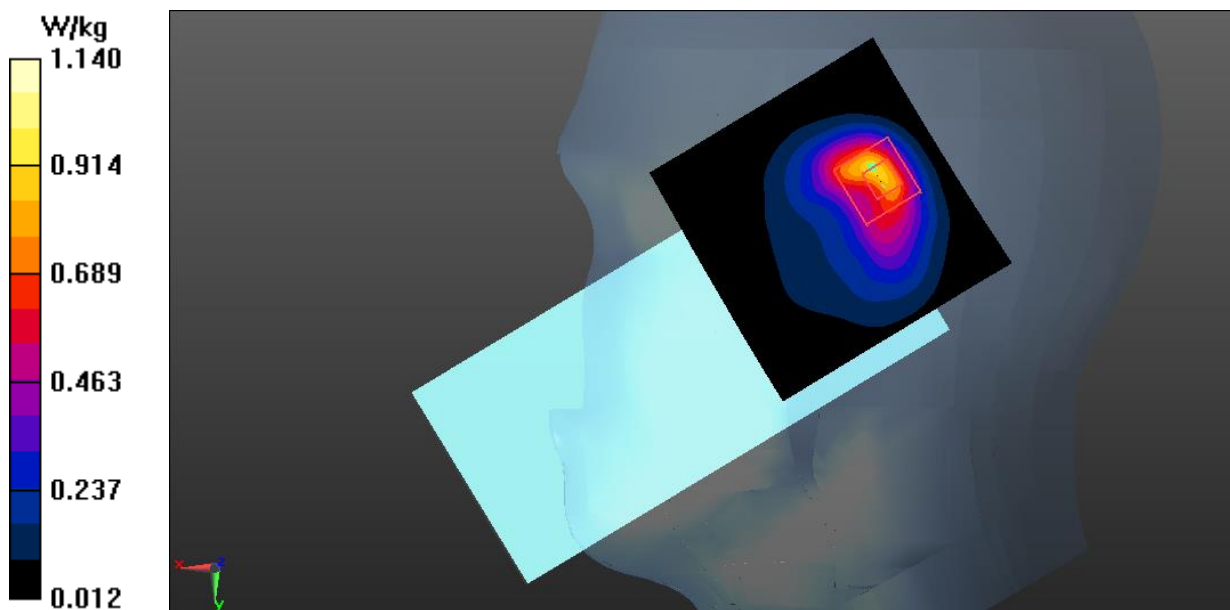


Fig.19 LTE Band 66 Head

LTE Band 66 Body

Date: 2024-06-21

Electronics: DAE4 Sn786

Medium: Head 1750MHz

Medium parameters used: $f = 1720$ MHz; $\sigma = 1.333$ S/m; $\epsilon_r = 41.05$; $\rho = 1000$ kg/m³

Communication System: UID 0, LTE_FDD (0) Frequency: 1720 MHz Duty Cycle: 1:1

Probe: EX3DV4 - SN7621 ConvF (9.11, 9.11, 9.11)

Top Side Low 1RB0/Area Scan (41x71x1): Interpolated grid: dx=1.500 mm, dy=1.500 mm

Maximum value of SAR (interpolated) = 0.871 W/kg

Top Side Low 1RB0/Zoom Scan (5x5x7)/Cube 0: Measurement grid: dx=8mm, dy=8mm, dz=5mm

Reference Value = 18.98 V/m; Power Drift = -0.13 dB

Peak SAR (extrapolated) = 1.11 W/kg

SAR(1 g) = 0.684 W/kg; SAR(10 g) = 0.381 W/kg

Maximum value of SAR (measured) = 0.844 W/kg

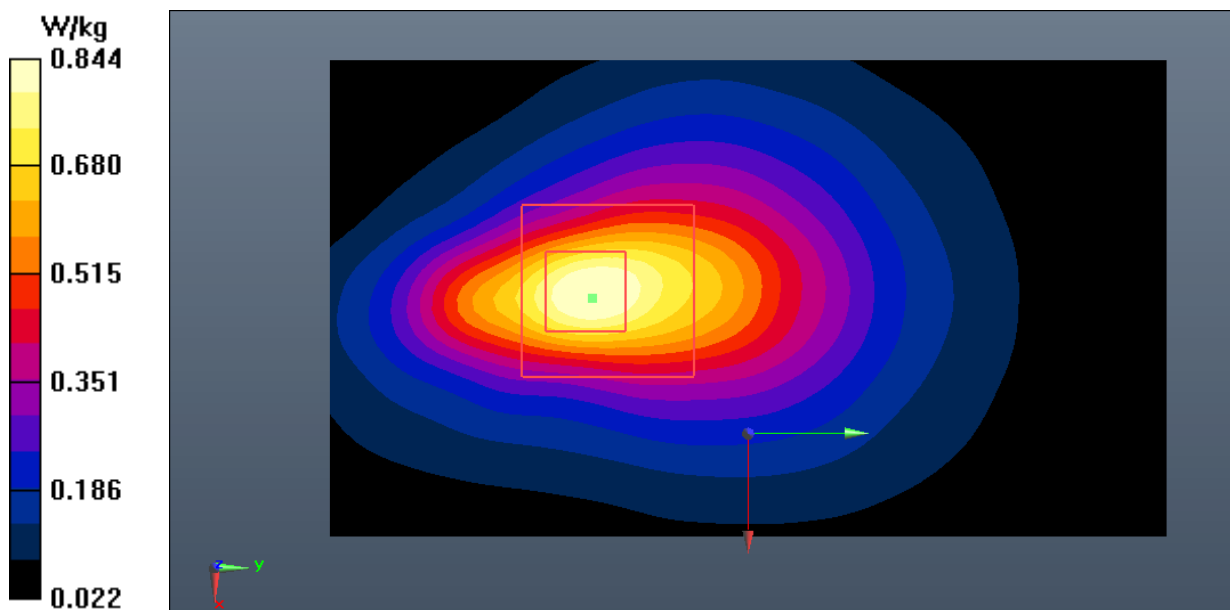


Fig.20 LTE Band 66 Body

NR n2 Head

Date: 2024-06-24

Electronics: DAE4 Sn786

Medium: Head 1900MHz

Medium parameters used: $f = 1890$ MHz; $\sigma = 1.384$ S/m; $\epsilon_r = 40.924$; $\rho = 1000$ kg/m³

Communication System: UID 0, NR (0) Frequency: 1890 MHz Duty Cycle: 1:1

Probe: EX3DV4 - SN7621 ConvF (8.76, 8.76, 8.76)

Right Tilt High 108@54/Area Scan (61x61x1): Interpolated grid: dx=1.500 mm, dy=1.500 mm

Maximum value of SAR (interpolated) = 0.851 W/kg

Right Tilt High 108@54/Zoom Scan (5x5x7)/Cube 0: Measurement grid: dx=8mm, dy=8mm, dz=5mm

Reference Value = 13.70 V/m; Power Drift = 0.04 dB

Peak SAR (extrapolated) = 1.32 W/kg

SAR(1 g) = 0.672 W/kg; SAR(10 g) = 0.313 W/kg

Maximum value of SAR (measured) = 1.02 W/kg

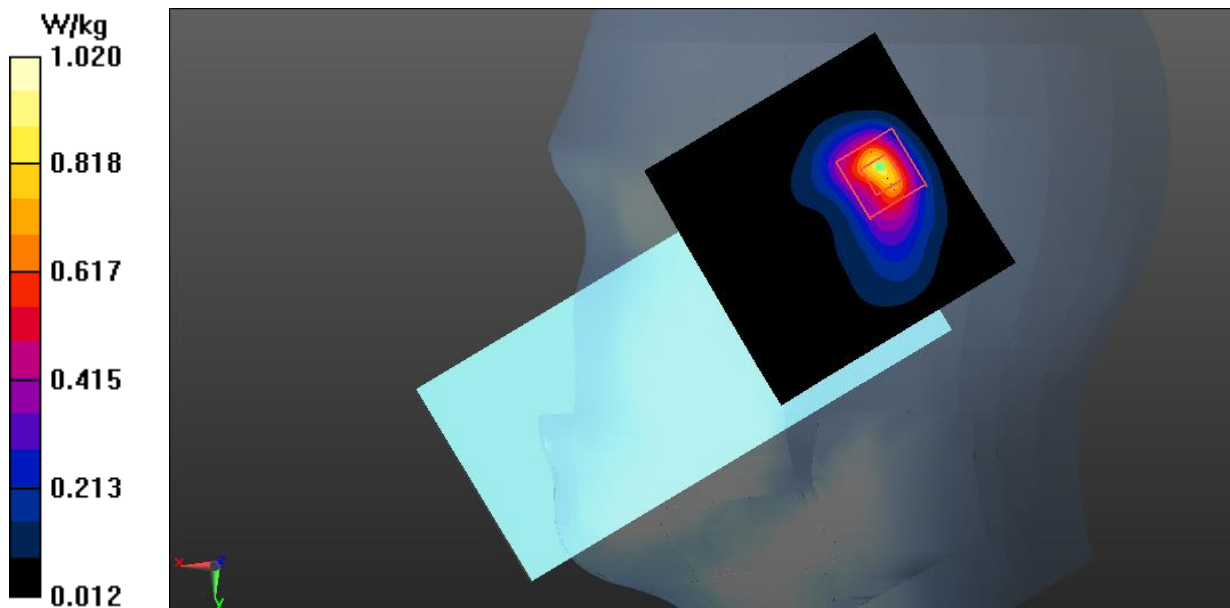


Fig.21 NR n2 Head

NR n2 Body

Date: 2024-06-24

Electronics: DAE4 Sn786

Medium: Head 1900MHz

Medium parameters used: $f = 1880$ MHz; $\sigma = 1.375$ S/m; $\epsilon_r = 40.963$; $\rho = 1000$ kg/m³

Communication System: UID 0, NR (0) Frequency: 1880 MHz Duty Cycle: 1:1

Probe: EX3DV4 - SN7621 ConvF (8.76, 8.76, 8.76)

Rear Side Middle 108@54/Area Scan (61x61x1): Interpolated grid: $dx=1.500$ mm, $dy=1.500$ mm
Maximum value of SAR (interpolated) = 0.947 W/kg**Rear Side Middle 108@54/Zoom Scan (5x5x7)/Cube 0:** Measurement grid: $dx=8$ mm, $dy=8$ mm, $dz=5$ mm

Reference Value = 6.185 V/m; Power Drift = -0.03 dB

Peak SAR (extrapolated) = 1.09 W/kg

SAR(1 g) = 0.694 W/kg; SAR(10 g) = 0.388 W/kg

Maximum value of SAR (measured) = 0.966 W/kg

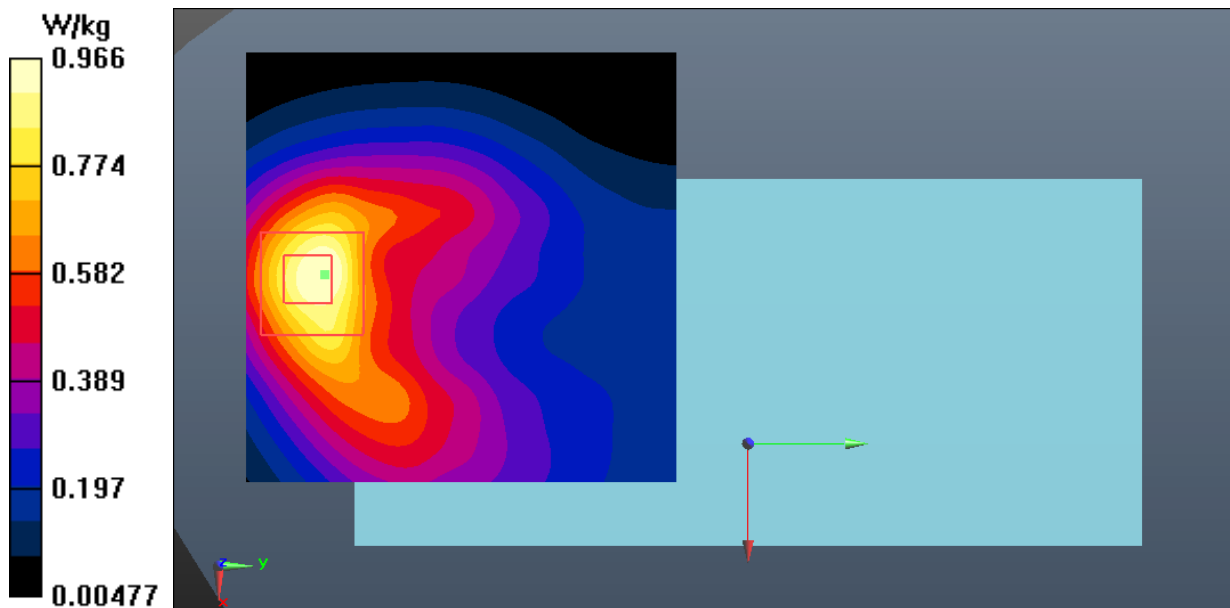


Fig.22 NR n2 Body

NR n5 Head

Date: 2024-05-07

Electronics: DAE4 Sn786

Medium: Head 835MHz

Medium parameters used (interpolated): $f = 836.5$ MHz; $\sigma = 0.919$ S/m; $\epsilon_r = 40.838$; $\rho = 1000$ kg/m³

Communication System: UID 0, NR (0) Frequency: 836.5 MHz Duty Cycle: 1:1

Probe: EX3DV4 - SN7621 ConvF (11.02, 11.02, 11.02)

Right Cheek Middle 50@25/Area Scan (61x61x1): Interpolated grid: $dx=1.500$ mm, $dy=1.500$ mm
Maximum value of SAR (interpolated) = 0.203 W/kg**Right Cheek Middle 50@25/Zoom Scan (5x5x7)/Cube 0:** Measurement grid: $dx=8$ mm, $dy=8$ mm, $dz=5$ mm

Reference Value = 3.850 V/m; Power Drift = -0.06 dB

Peak SAR (extrapolated) = 0.218 W/kg

SAR(1 g) = 0.174 W/kg; SAR(10 g) = 0.135 W/kg

Maximum value of SAR (measured) = 0.199 W/kg




Fig.23 NR n5 Head

NR n5 Body

Date: 2024-05-07

Electronics: DAE4 Sn786

Medium: Head 835MHz

Medium parameters used (interpolated): $f = 836.5$ MHz; $\sigma = 0.919$ S/m; $\epsilon_r = 40.838$; $\rho = 1000$ kg/m³

Communication System: UID 0, NR (0) Frequency: 836.5 MHz Duty Cycle: 1:1

Probe: EX3DV4 - SN7621 ConvF (11.02, 11.02, 11.02)

Rear Side Middle 50@25/Area Scan (61x91x1): Interpolated grid: $dx=1.500$ mm, $dy=1.500$ mm
Maximum value of SAR (interpolated) = 0.335 W/kg**Rear Side Middle 50@25/Zoom Scan (5x5x7)/Cube 0:** Measurement grid: $dx=8$ mm, $dy=8$ mm, $dz=5$ mm

Reference Value = 14.88 V/m; Power Drift = 0.16 dB

Peak SAR (extrapolated) = 0.433 W/kg

SAR(1 g) = 0.268 W/kg; SAR(10 g) = 0.167 W/kg

Maximum value of SAR (measured) = 0.349 W/kg

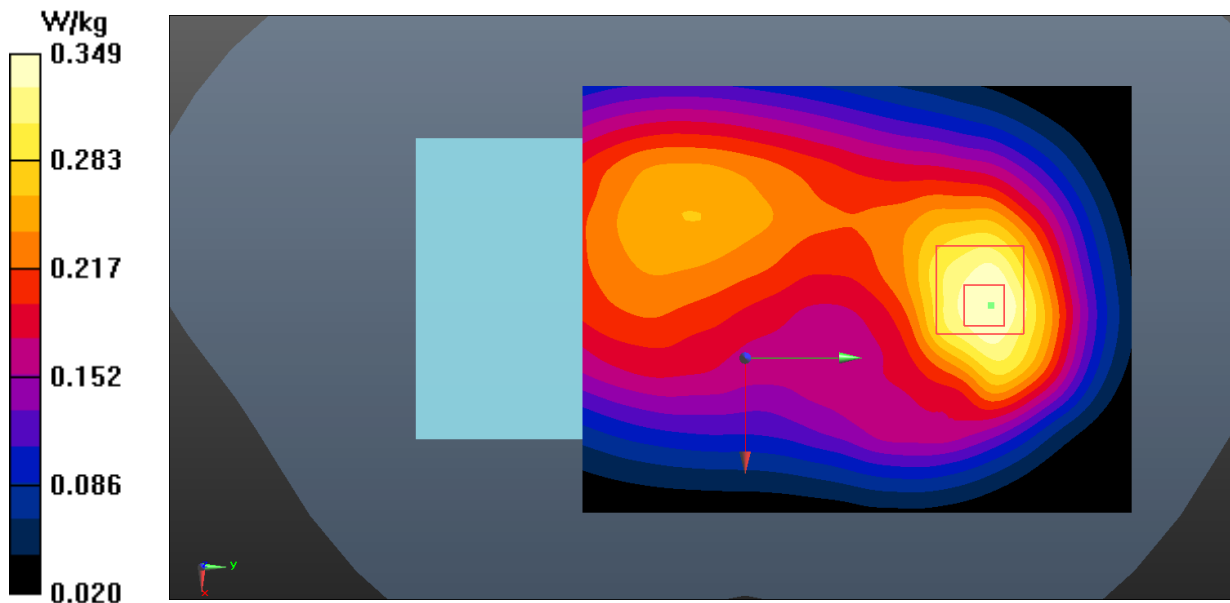


Fig.24 NR n5 Body

NR n30 Head

Date: 2024-06-23

Electronics: DAE4 Sn786

Medium: Head 2300MHz

Medium parameters used: $f = 2310$ MHz; $\sigma = 1.701$ S/m; $\epsilon_r = 38.694$; $\rho = 1000$ kg/m³

Communication System: UID 0, NR (0) Frequency: 2310 MHz Duty Cycle: 1:1.58

Probe: EX3DV4 - SN7621 ConvF (8.50, 8.50, 8.50)

Right Cheek Middle 25@12/Area Scan (91x91x1): Interpolated grid: $dx=1.000$ mm, $dy=1.000$ mm
Maximum value of SAR (interpolated) = 0.926 W/kg**Right Cheek Middle 25@12/Zoom Scan (7x7x7)/Cube 0:** Measurement grid: $dx=5$ mm, $dy=5$ mm, $dz=5$ mm

Reference Value = 5.568 V/m; Power Drift = -0.16 dB

Peak SAR (extrapolated) = 1.08 W/kg

SAR(1 g) = 0.602 W/kg; SAR(10 g) = 0.323 W/kg

Maximum value of SAR (measured) = 0.813 W/kg




Fig.25 NR n30 Head

NR n30 Body

Date: 2024-06-23

Electronics: DAE4 Sn786

Medium: Head 2300MHz

Medium parameters used: $f = 2310$ MHz; $\sigma = 1.701$ S/m; $\epsilon_r = 38.694$; $\rho = 1000$ kg/m³

Communication System: UID 0, NR (0) Frequency: 2310 MHz Duty Cycle: 1:1.58

Probe: EX3DV4 - SN7621 ConvF (8.50, 8.50, 8.50)

Rear Side Middle 25@12/Area Scan (91x91x1): Interpolated grid: dx=1.000 mm, dy=1.000 mm
Maximum value of SAR (interpolated) = 1.22 W/kg**Rear Side Middle 25@12/Zoom Scan (7x7x7)/Cube 0:** Measurement grid: dx=5mm, dy=5mm, dz=5mm

Reference Value = 4.137 V/m; Power Drift = 0.16 dB

Peak SAR (extrapolated) = 1.78 W/kg

SAR(1 g) = 0.722 W/kg; SAR(10 g) = 0.397 W/kg

Maximum value of SAR (measured) = 1.35 W/kg

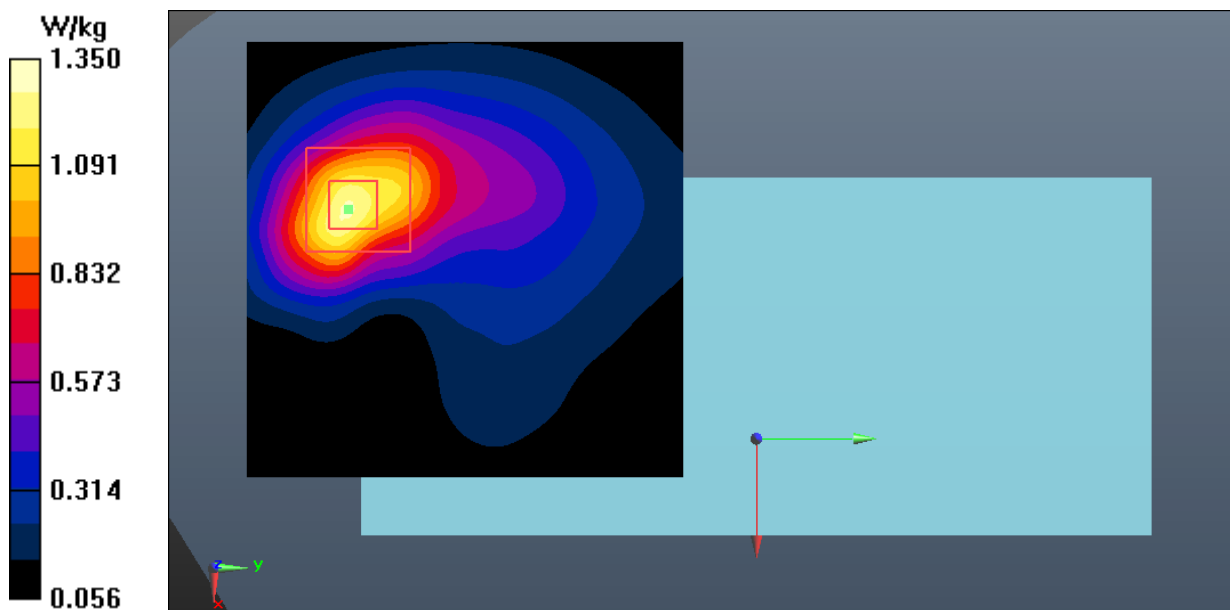


Fig.26 NR n30 Body

NR n30 Extremity

Date: 2024-03-30

Electronics: DAE4 Sn786

Medium: Head 2300MHz

Medium parameters used: $f = 2310$ MHz; $\sigma = 1.731$ S/m; $\epsilon_r = 39.72$; $\rho = 1000$ kg/m³

Communication System: UID 0, NR (0) Frequency: 2310 MHz Duty Cycle: 1:1.58

Probe: EX3DV4 - SN7621 ConvF (8.50, 8.50, 8.50)

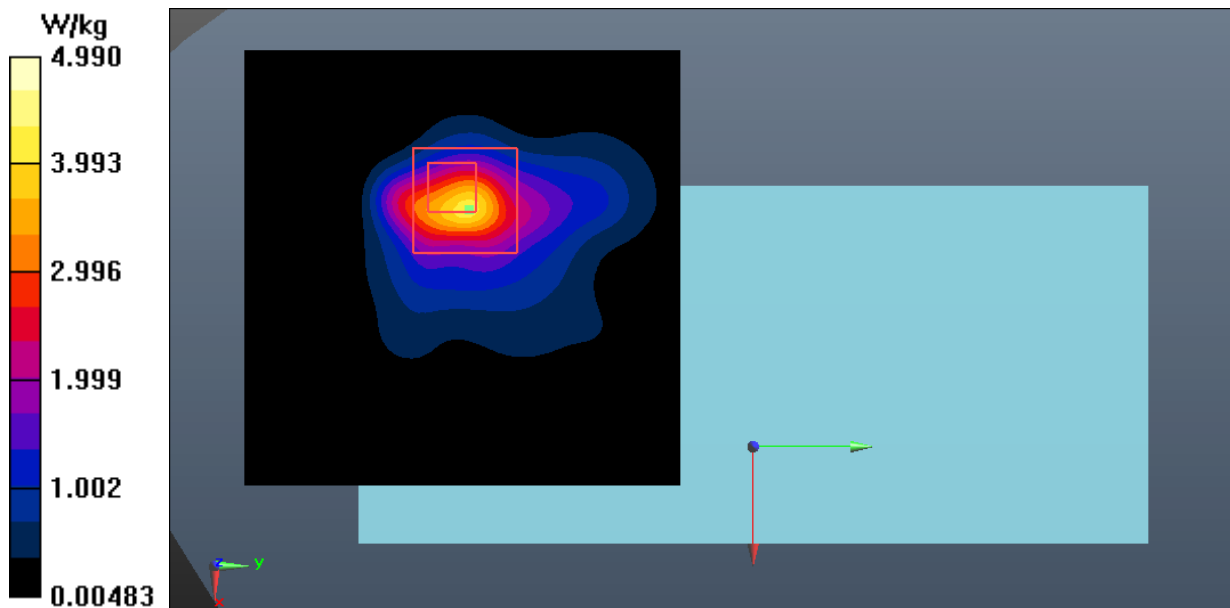
Rear Side Middle 25@12/Area Scan (91x91x1): Interpolated grid: dx=1.000 mm, dy=1.000 mm
Maximum value of SAR (interpolated) = 4.21 W/kg**Rear Side Middle 25@12/Zoom Scan (7x7x7)/Cube 0:** Measurement grid: dx=5mm, dy=5mm, dz=5mm

Reference Value = 3.469 V/m; Power Drift = 0.02 dB

Peak SAR (extrapolated) = 10.9 W/kg

SAR(1 g) = 3.80 W/kg; SAR(10 g) = 1.53 W/kg

Maximum value of SAR (measured) = 4.99 W/kg

**Fig.27 NR n30 Extremity**

NR n66 Head

Date: 2024-06-21

Electronics: DAE4 Sn786

Medium: Head 1750MHz

Medium parameters used: $f = 1758$ MHz; $\sigma = 1.366$ S/m; $\epsilon_r = 40.902$; $\rho = 1000$ kg/m³

Communication System: UID 0, NR (0) Frequency: 1757.5 MHz Duty Cycle: 1:1

Probe: EX3DV4 - SN7621 ConvF (9.11, 9.11, 9.11)

Right Cheek High 120@60/Area Scan (61x61x1): Interpolated grid: dx=1.500 mm, dy=1.500 mm
Maximum value of SAR (interpolated) = 0.787 W/kg**Right Cheek High 120@60/Zoom Scan (5x5x7)/Cube 0:** Measurement grid: dx=8mm, dy=8mm, dz=5mm

Reference Value = 14.43 V/m; Power Drift = -0.05 dB

Peak SAR (extrapolated) = 1.17 W/kg

SAR(1 g) = 0.633 W/kg; SAR(10 g) = 0.327 W/kg

Maximum value of SAR (measured) = 0.920 W/kg

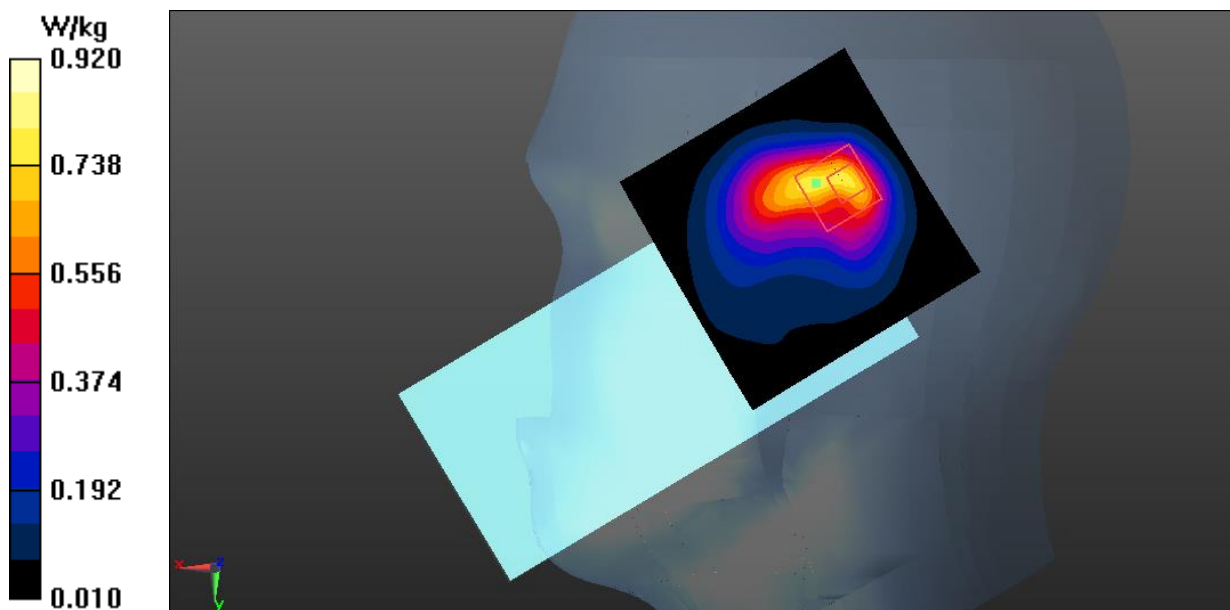


Fig.28 NR n66 Head

NR n66 Body

Date: 2024-06-21

Electronics: DAE4 Sn786

Medium: Head 1750MHz

Medium parameters used (interpolated): $f = 1745$ MHz; $\sigma = 1.355$ S/m; $\epsilon_r = 40.953$; $\rho = 1000$ kg/m³

Communication System: UID 0, NR (0) Frequency: 1745 MHz Duty Cycle: 1:1

Probe: EX3DV4 - SN7621 ConvF (9.11, 9.11, 9.11)

Top Side Middle 120@6/Area Scan (41x71x1): Interpolated grid: dx=1.500 mm, dy=1.500 mm

Maximum value of SAR (interpolated) = 0.606 W/kg

Top Side Middle 120@60/Zoom Scan (5x5x7)/Cube 0: Measurement grid: dx=8mm, dy=8mm, dz=5mm

Reference Value = 15.32 V/m; Power Drift = -0.05 dB

Peak SAR (extrapolated) = 0.811 W/kg

SAR(1 g) = 0.492 W/kg; SAR(10 g) = 0.269 W/kg

Maximum value of SAR (measured) = 0.598 W/kg

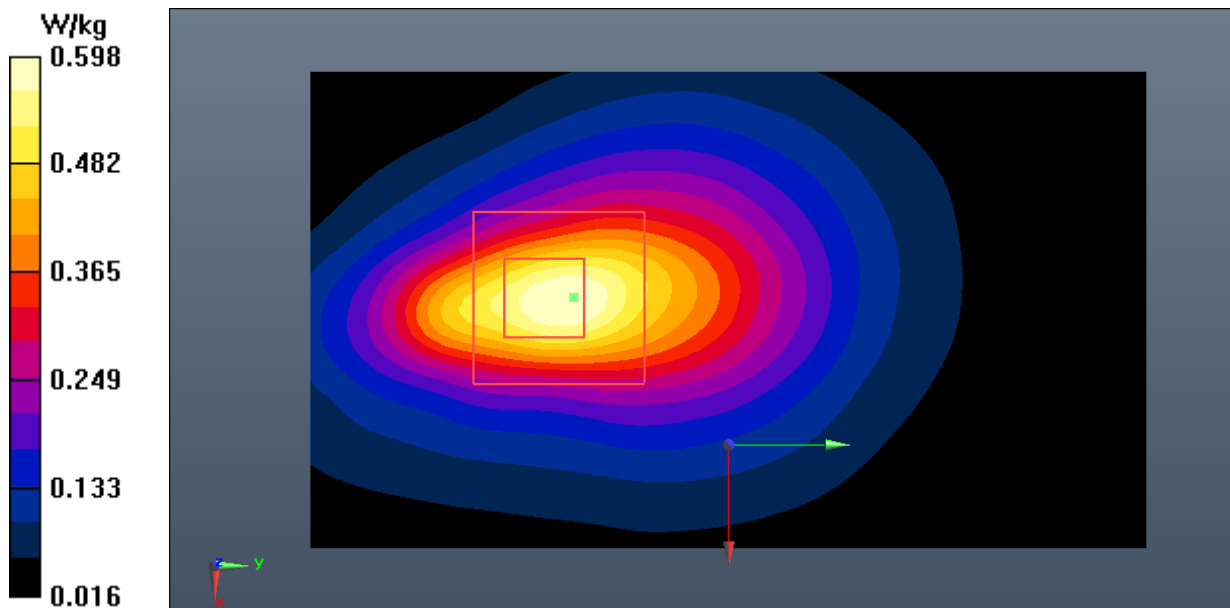


Fig.29 NR n66 Body

NR n77 PC2 Part 27Q Head

Date: 2024-06-22

Electronics: DAE4 Sn786

Medium: Head 3500MHz

Medium parameters used (interpolated): $f = 3500.01$ MHz; $\sigma = 2.943$ S/m; $\epsilon_r = 37.191$; $\rho = 1000$ kg/m³

Communication System: UID 0, NR (0) Frequency: 3500.01 MHz Duty Cycle: 1:1

Probe: EX3DV4 - SN7621 ConvF (7.52, 7.52, 7.52)

Left Cheek Middle 135@67/Area Scan (91x91x1): Interpolated grid: dx=1.000 mm, dy=1.000 mm

Maximum value of SAR (interpolated) = 0.716 W/kg

Left Cheek Middle 135@67/Zoom Scan (7x7x7)/Cube 0: Measurement grid: dx=5mm, dy=5mm, dz=5mm

Reference Value = 8.735 V/m; Power Drift = 0.03 dB

Peak SAR (extrapolated) = 1.07 W/kg

SAR(1 g) = 0.413 W/kg; SAR(10 g) = 0.166 W/kg

Maximum value of SAR (measured) = 0.696 W/kg




Fig.30 NR n77 Head

NR n77 PC2 Part 27Q Body

Date: 2024-06-22

Electronics: DAE4 Sn786

Medium: Head 3500MHz

Medium parameters used (interpolated): $f = 3500.01$ MHz; $\sigma = 2.943$ S/m; $\epsilon_r = 37.191$; $\rho = 1000$ kg/m³

Communication System: UID 0, NR (0) Frequency: 3500.01 MHz Duty Cycle: 1:1

Probe: EX3DV4 - SN7621 ConvF (7.52, 7.52, 7.52)

Top Side Middle 135@67/Area Scan (61x111x1): Interpolated grid: dx=1.000 mm, dy=1.000 mm

Maximum value of SAR (interpolated) = 0.888 W/kg

Top Side Middle 135@67/Zoom Scan (7x7x7)/Cube 0: Measurement grid: dx=5mm, dy=5mm, dz=5mm

Reference Value = 10.99 V/m; Power Drift = -0.09 dB

Peak SAR (extrapolated) = 1.42 W/kg

SAR(1 g) = 0.606 W/kg; SAR(10 g) = 0.262 W/kg

Maximum value of SAR (measured) = 0.827 W/kg

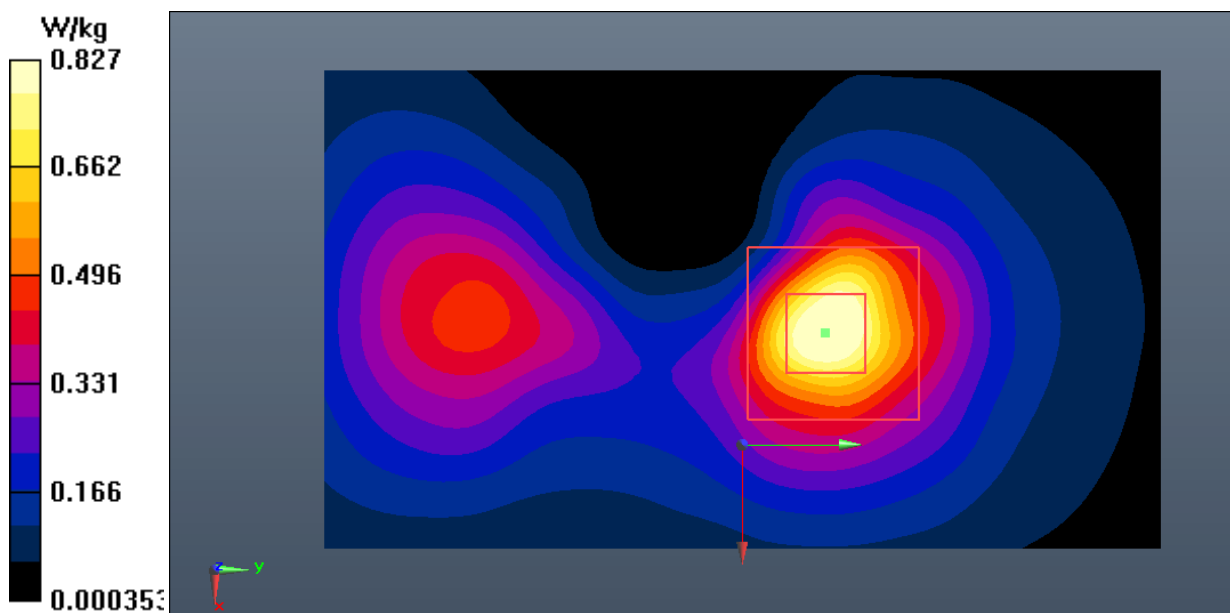


Fig.31 NR n77 Body

NR n77 PC2 Part 270 Head

Date: 2024-06-22

Electronics: DAE4 Sn786

Medium: Head 3900MHz

Medium parameters used: $f = 3840$ MHz; $\sigma = 3.231$ S/m; $\epsilon_r = 38.135$ $\rho = 1000$ kg/m³

Communication System: UID 0, NR (0) Frequency: 3840 MHz Duty Cycle: 1:1

Probe: EX3DV4 - SN7621 ConvF (7.09, 7.09, 7.09)

Left Cheek Middle 135@67/Area Scan (91x91x1): Interpolated grid: dx=1.000 mm, dy=1.000 mm
Maximum value of SAR (interpolated) = 1.15 W/kg**Left Cheek Middle 135@67/Zoom Scan (7x7x7)/Cube 0:** Measurement grid: dx=5mm, dy=5mm, dz=5mm

Reference Value = 10.25 V/m; Power Drift = -0.18 dB

Peak SAR (extrapolated) = 1.83 W/kg

SAR(1 g) = 0.648 W/kg; SAR(10 g) = 0.250 W/kg

Maximum value of SAR (measured) = 1.15 W/kg




Fig.32 NR n77 Head

NR n77 PC2 Part 270 Body

Date: 2024-06-22

Electronics: DAE4 Sn786

Medium: Head 3900MHz

Medium parameters used: $f = 3840$ MHz; $\sigma = 3.231$ S/m; $\epsilon_r = 38.135$ $\rho = 1000$ kg/m³

Communication System: UID 0, NR (0) Frequency: 3840 MHz Duty Cycle: 1:1

Probe: EX3DV4 - SN7621 ConvF (7.09, 7.09, 7.09)

Top Side Middle 135@67/Area Scan (61x111x1): Interpolated grid: dx=1.000 mm, dy=1.000 mm
Maximum value of SAR (interpolated) = 0.975 W/kg**Top Side Middle 135@67/Zoom Scan (7x7x7)/Cube 0:** Measurement grid: dx=8mm, dy=8mm, dz=5mm

Reference Value = 8.529 V/m; Power Drift = -0.05 dB

Peak SAR (extrapolated) = 1.68 W/kg

SAR(1 g) = 0.692 W/kg; SAR(10 g) = 0.292 W/kg

Maximum value of SAR (measured) = 0.936 W/kg

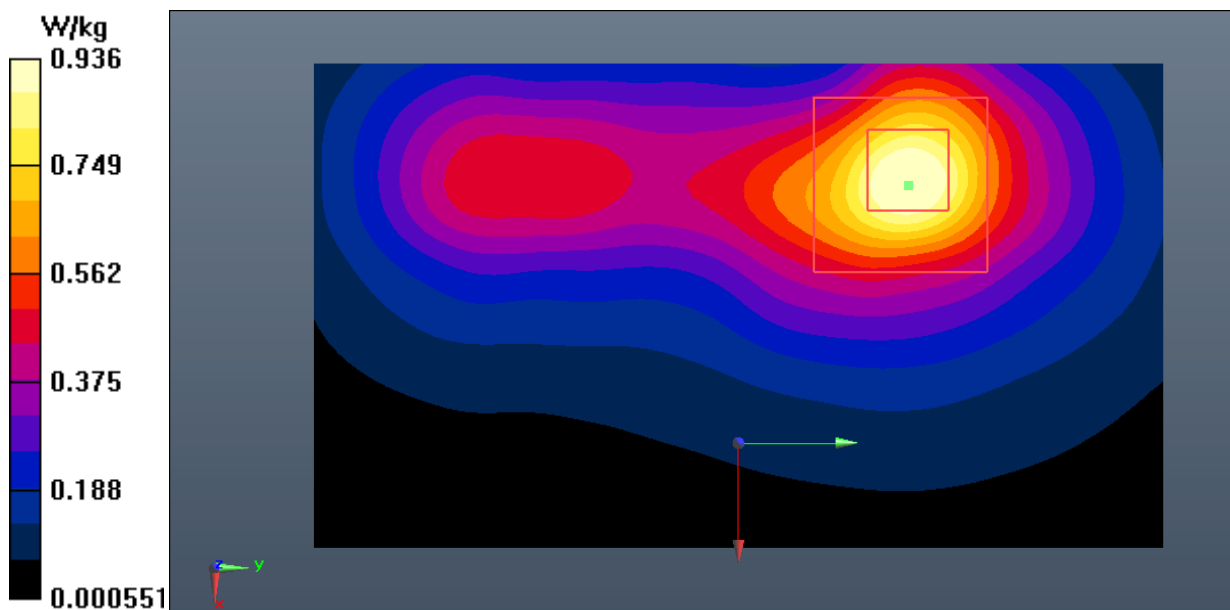


Fig.33 NR n77 Body

Bluetooth Head

Date: 2024-06-28

Electronics: DAE4 Sn786

Medium: Head 2450MHz

Medium parameters used: $f = 2480$ MHz; $\sigma = 1.861$ S/m; $\epsilon_r = 38.145$; $\rho = 1000$ kg/m³

Communication System: UID 0, BT (0) Frequency: 2480 MHz Duty Cycle: 1:1

Probe: EX3DV4 - SN7621 ConvF (8.21, 8.21, 8.21)

Left Cheek Ch.78/Area Scan (91x91x1): Interpolated grid: dx=1.000 mm, dy=1.000 mm

Maximum value of SAR (interpolated) = 0.195 W/kg

Left Cheek Ch.78/Zoom Scan (7x7x7)/Cube 0: Measurement grid: dx=5mm, dy=5mm, dz=5mm

Reference Value = 3.399 V/m; Power Drift = 0.02 dB

Peak SAR (extrapolated) = 0.211 W/kg

SAR(1 g) = 0.104 W/kg; SAR(10 g) = 0.051 W/kg

Maximum value of SAR (measured) = 0.152 W/kg

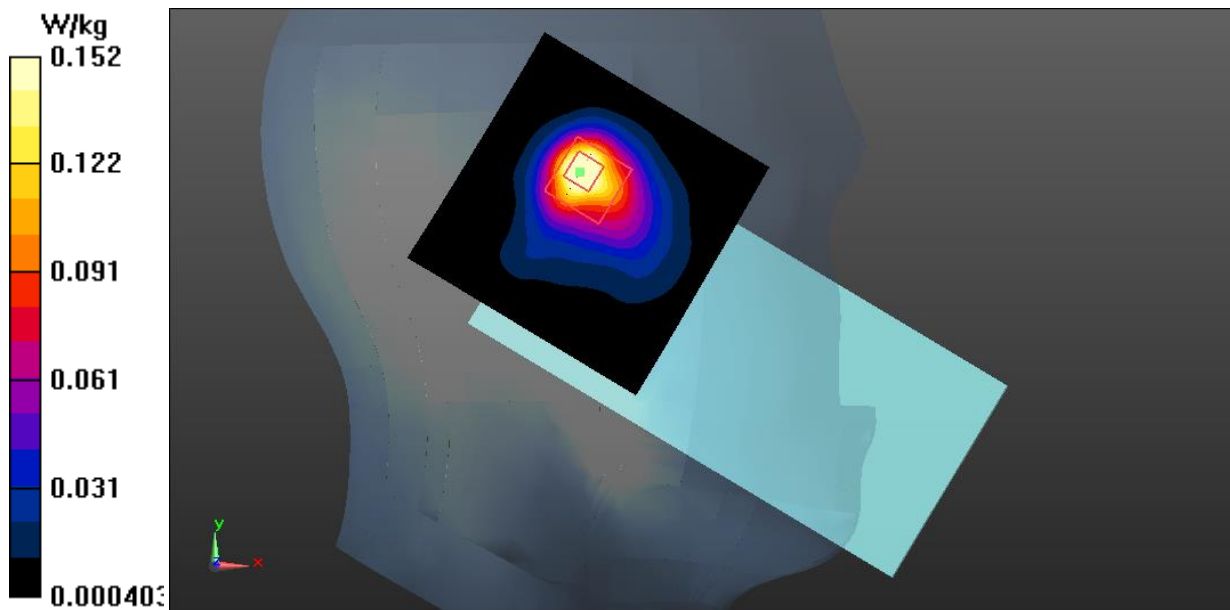


Fig.34 Bluetooth Head

Bluetooth Body

Date: 2024-06-28

Electronics: DAE4 Sn786

Medium: Head 2450MHz

Medium parameters used: $f = 2480 \text{ MHz}$; $\sigma = 1.861 \text{ S/m}$; $\epsilon_r = 38.145$; $\rho = 1000 \text{ kg/m}^3$

Communication System: UID 0, BT (0) Frequency: 2480 MHz Duty Cycle: 1:1

Probe: EX3DV4 - SN7621 ConvF (8.21, 8.21, 8.21)

Rear Side Ch.78/Area Scan (91x91x1): Interpolated grid: $dx=1.000 \text{ mm}$, $dy=1.000 \text{ mm}$

Maximum value of SAR (interpolated) = 0.0355 W/kg

Rear Side Ch.78/Zoom Scan (7x7x7)/Cube 0: Measurement grid: $dx=5\text{mm}$, $dy=5\text{mm}$, $dz=5\text{mm}$

Reference Value = 1.260 V/m; Power Drift = -0.01 dB

Peak SAR (extrapolated) = 0.0440 W/kg

SAR(1 g) = 0.024 W/kg; SAR(10 g) = 0.013 W/kg

Maximum value of SAR (measured) = 0.0335 W/kg

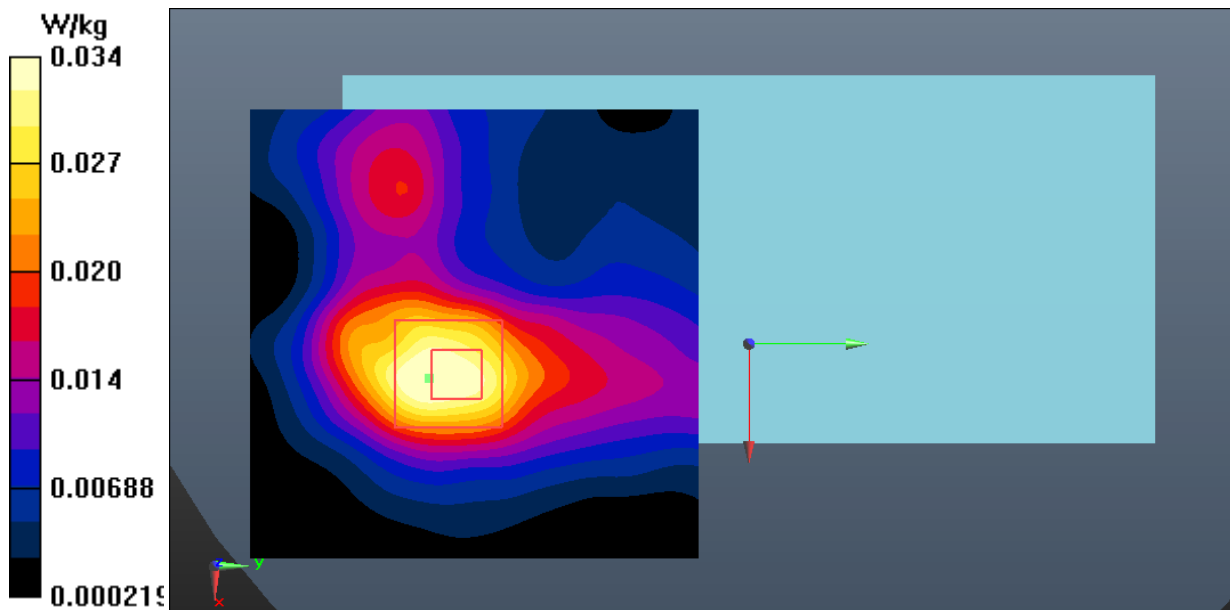


Fig.35 Bluetooth Body

WLAN 2.4GHz Head

Date: 2024-06-28

Electronics: DAE4 Sn786

Medium: Head 2450MHz

Medium parameters used: $f = 2462$ MHz; $\sigma = 1.84$ S/m; $\epsilon_r = 38.202$; $\rho = 1000$ kg/m³

Communication System: UID 0, WLAN (0) Frequency: 2462 MHz Duty Cycle: 1:1

Probe: EX3DV4 - SN7621 ConvF (8.21, 8.21, 8.21)

Left Cheek Ch.11/Area Scan (91x91x1): Interpolated grid: dx=1.000 mm, dy=1.000 mm

Maximum value of SAR (interpolated) = 0.467 W/kg

Left Cheek Ch.11/Zoom Scan (7x7x7)/Cube 0: Measurement grid: dx=5mm, dy=5mm, dz=5mm

Reference Value = 5.581 V/m; Power Drift = 0.12 dB

Peak SAR (extrapolated) = 0.574 W/kg

SAR(1 g) = 0.279 W/kg; SAR(10 g) = 0.153 W/kg

Maximum value of SAR (measured) = 0.424 W/kg




Fig.36 WLAN 2.4GHz Head

WLAN 2.4GHz Body

Date: 2024-06-28

Electronics: DAE4 Sn786

Medium: Head 2450MHz

Medium parameters used: $f = 2462$ MHz; $\sigma = 1.84$ S/m; $\epsilon_r = 38.202$; $\rho = 1000$ kg/m³

Communication System: UID 0, WLAN (0) Frequency: 2462 MHz Duty Cycle: 1:1

Probe: EX3DV4 - SN7621 ConvF (8.21, 8.21, 8.21)

Rear Side Ch.11/Area Scan (91x111x1): Interpolated grid: dx=1.000 mm, dy=1.000 mm

Maximum value of SAR (interpolated) = 0.436 W/kg

Rear Side Ch.11/Zoom Scan (7x7x7)/Cube 0: Measurement grid: dx=5mm, dy=5mm, dz=5mm

Reference Value = 3.777 V/m; Power Drift = -0.15 dB

Peak SAR (extrapolated) = 0.533 W/kg

SAR(1 g) = 0.312 W/kg; SAR(10 g) = 0.173 W/kg

Maximum value of SAR (measured) = 0.415 W/kg

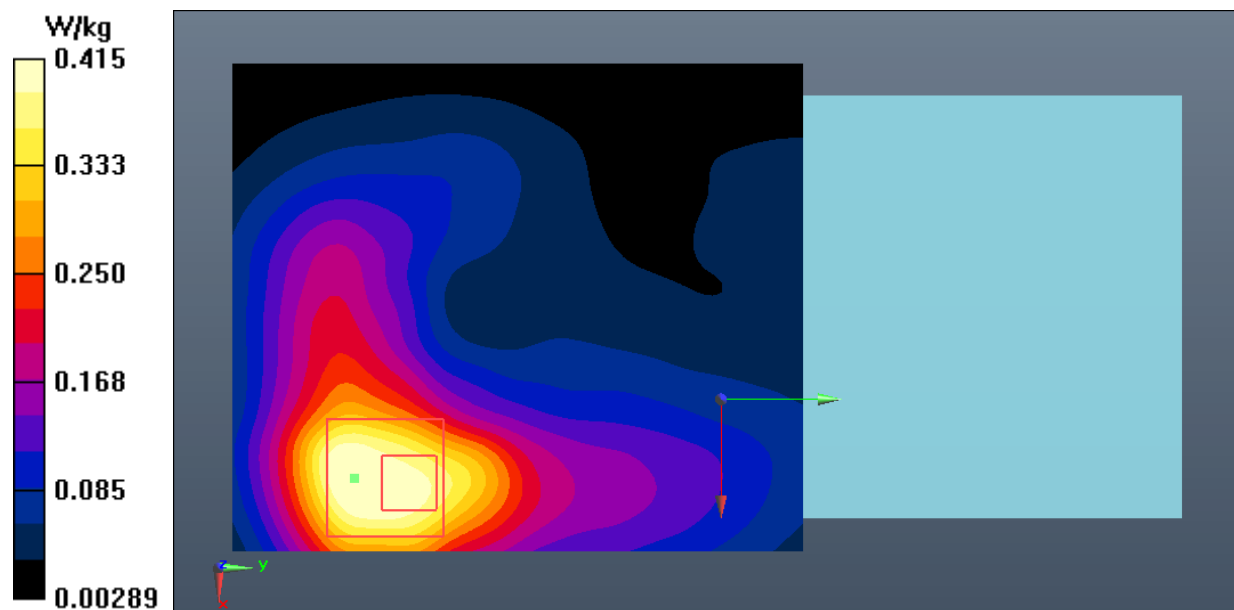


Fig.37 WLAN 2.4GHz Body

WLAN 5GHz Head

Date: 2024-06-27

Electronics: DAE4 Sn786

Medium: Head 5600MHz

Medium parameters used: $f = 5660$ MHz; $\sigma = 5.23$ S/m; $\epsilon_r = 34.241$; $\rho = 1000$ kg/m³

Communication System: UID 0, WLAN 5G (0) Frequency: 5660 MHz Duty Cycle: 1:1

Probe: EX3DV4 - SN7621 ConvF (5.25, 5.25, 5.25)

Left Tilt Ch.132/Area Scan (91x111x1): Interpolated grid: $dx=1.000$ mm, $dy=1.000$ mm

Maximum value of SAR (interpolated) = 0.687 W/kg

Left Tilt Ch.132/Zoom Scan (8x8x21)/Cube 0: Measurement grid: $dx=4$ mm, $dy=4$ mm, $dz=1.4$ mm

Reference Value = 1.163 V/m; Power Drift = 0.11 dB

Peak SAR (extrapolated) = 2.90 W/kg

SAR(1 g) = 0.411 W/kg; SAR(10 g) = 0.080 W/kg

Maximum value of SAR (measured) = 0.898 W/kg




Fig.38 WLAN 5GHz Head

WLAN 5GHz Body

Date: 2024-06-27

Electronics: DAE4 Sn786

Medium: Head 5750MHz

Medium parameters used (interpolated): $f = 5745$ MHz; $\sigma = 5.178$ S/m; $\epsilon_r = 36.384$; $\rho = 1000$ kg/m³

Communication System: UID 0, WLAN 5G (0) Frequency: 5745 MHz Duty Cycle: 1:1

Probe: EX3DV4 - SN7621 ConvF (5.33, 5.33, 5.33)

Rear Side Ch.149/Area Scan (91x121x1): Interpolated grid: $dx=1.000$ mm, $dy=1.000$ mm

Maximum value of SAR (interpolated) = 0.112 W/kg

Rear Side Ch.149/Zoom Scan (8x8x21)/Cube 0: Measurement grid: $dx=4$ mm, $dy=4$ mm, $dz=1.4$ mm

Reference Value = 2.309 V/m; Power Drift = 0.13 dB

Peak SAR (extrapolated) = 0.236 W/kg

SAR(1 g) = 0.333 W/kg; SAR(10 g) = 0.137 W/kg

Maximum value of SAR (measured) = 0.0947 W/kg

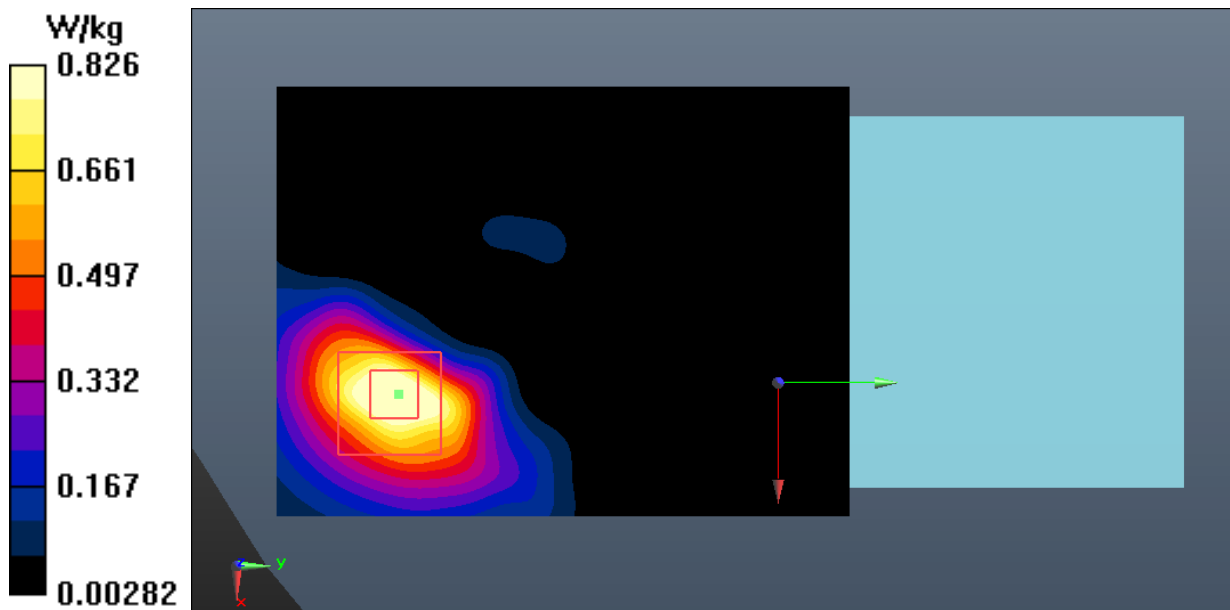


Fig.39 WLAN 5GHz Body

WLAN 5GHz Extremity

Date: 2024-06-27

Electronics: DAE4 Sn786

Medium: Head 5250MHz

Medium parameters used: $f = 5260$ MHz; $\sigma = 4.666$ S/m; $\epsilon_r = 36.958$; $\rho = 1000$ kg/m³

Communication System: UID 0, WLAN 5G (0) Frequency: 5260 MHz Duty Cycle: 1:1

Probe: EX3DV4 - SN7621 ConvF (5.95, 5.95, 5.95)

Top Side Ch.52/Area Scan (61x91x1): Interpolated grid: dx=1.000 mm, dy=1.000 mm

Maximum value of SAR (interpolated) = 0.919 W/kg

Top Side Ch.52/Zoom Scan (8x8x21)/Cube 0: Measurement grid: dx=4mm, dy=4mm, dz=1.4mm

Reference Value = 5.982 V/m; Power Drift = -0.06 dB

Peak SAR (extrapolated) = 7.76 W/kg

SAR(1 g) = 1.33 W/kg; SAR(10 g) = 0.257 W/kg

Maximum value of SAR (measured) = 3.15 W/kg

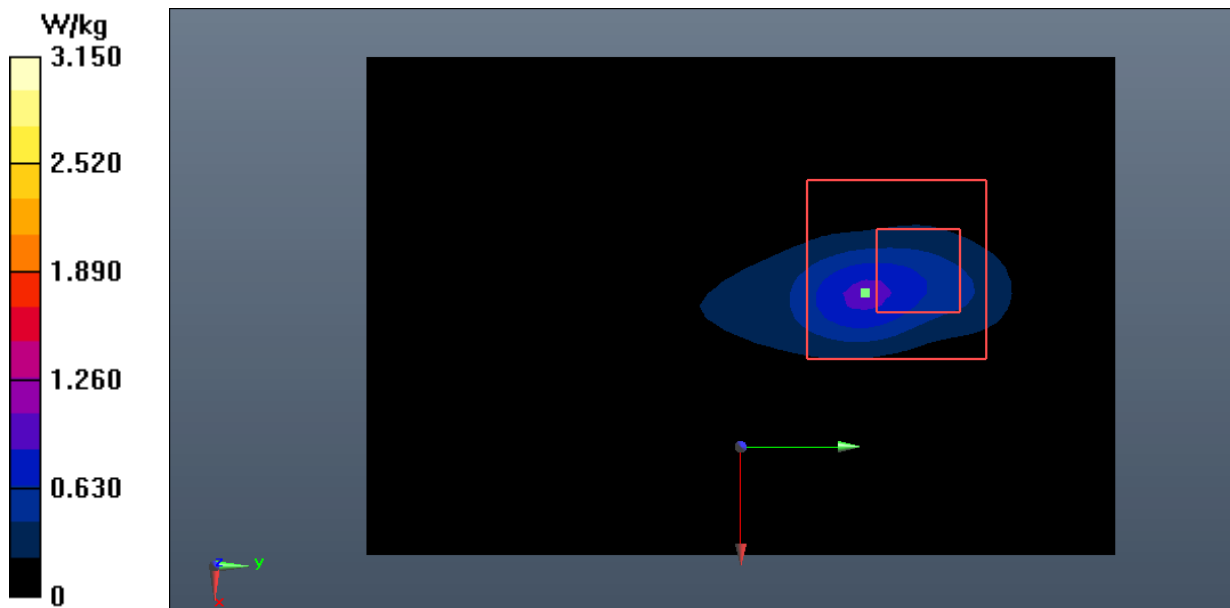


Fig.40 WLAN 5GHz Extremity

ANNEX B: System Verification Results

750MHz

Date: 2024-05-09

Electronics: DAE4 Sn786

Medium: Head 750MHz

Medium parameters used: $f = 750 \text{ MHz}$; $\sigma = 0.905 \text{ S/m}$; $\epsilon_r = 41.391$; $\rho = 1000 \text{ kg/m}^3$

Communication System: CW Frequency: 750 MHz Duty Cycle: 1:1

Probe: EX3DV4 - SN7621 ConvF (11.02, 11.02, 11.02)

System Validation/Area Scan (81x161x1): Interpolated grid: $dx=1.000 \text{ mm}$, $dy=1.000 \text{ mm}$

Reference Value = 64.255 V/m; Power Drift = 0.07 dB

SAR(1 g) = 2.15 W/kg; SAR(10 g) = 1.40 W/kg

Maximum value of SAR (interpolated) = 2.75 W/kg

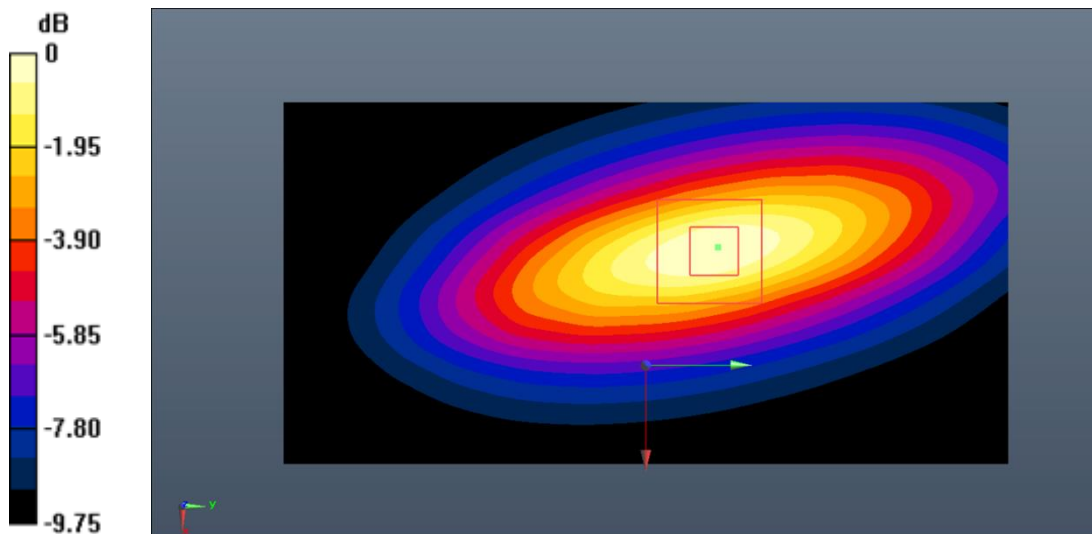
System Validation/Zoom Scan (7x7x7)/Cube 0: Measurement grid: $dx=5\text{mm}$, $dy=5\text{mm}$, $dz=5\text{mm}$

Reference Value = 64.255 V/m; Power Drift = 0.07 dB

Peak SAR (extrapolated) = 3.55 W/kg

SAR(1 g) = 2.19 W/kg; SAR(10 g) = 1.43 W/kg

Maximum value of SAR (measured) = 2.78 W/kg



0 dB = 2.78 W/kg = 4.44 dB W/kg

Fig.B.1. Validation 750MHz 250mW

835MHz

Date: 2024-05-07

Electronics: DAE4 Sn786

Medium: Head 835MHz

Medium parameters used: $f = 835 \text{ MHz}$; $\sigma = 0.918 \text{ S/m}$; $\epsilon_r = 40.856$; $\rho = 1000 \text{ kg/m}^3$

Communication System: CW Frequency: 835 MHz Duty Cycle: 1:1

Probe: EX3DV4 - SN7621 ConvF (11.02, 11.02, 11.02)

System Validation/Area Scan (91x161x1): Interpolated grid: $dx=1.000 \text{ mm}$, $dy=1.000 \text{ mm}$

Reference Value = 66.093 V/m; Power Drift = 0.05 dB

SAR(1 g) = 2.44 W/kg; SAR(10 g) = 1.60 W/kg

Maximum value of SAR (interpolated) = 3.67 W/kg

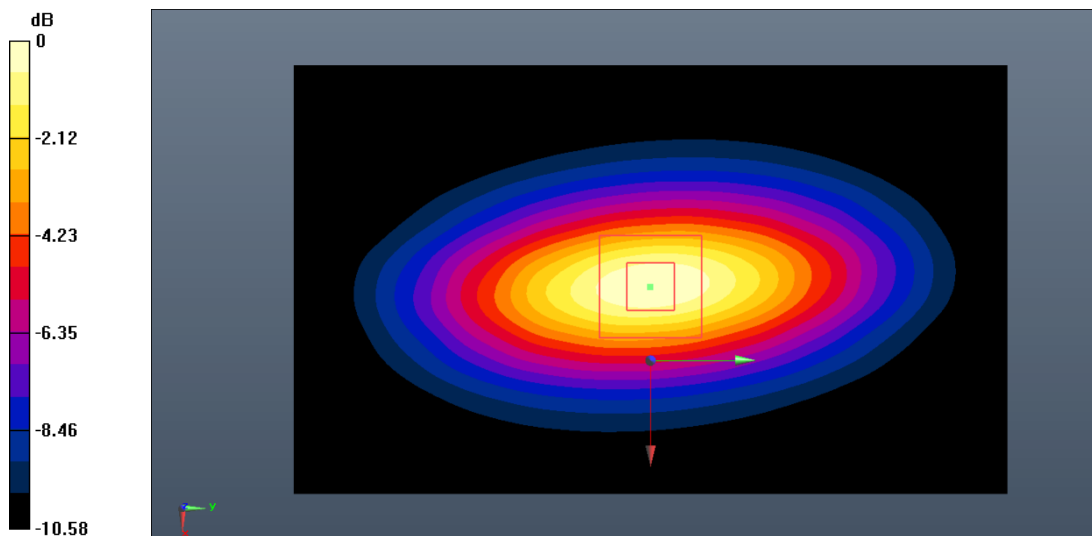
System Validation/Zoom Scan (7x7x7)/Cube 0: Measurement grid: $dx=5\text{mm}$, $dy=5\text{mm}$, $dz=5\text{mm}$

Reference Value = 66.093 V/m; Power Drift = 0.05 dB

Peak SAR (extrapolated) = 4.49 W/kg

SAR(1 g) = 2.50 W/kg; SAR(10 g) = 1.62 W/kg

Maximum value of SAR (measured) = 3.71 W/kg



0 dB = 3.71 W/kg = 5.69 dB W/kg

Fig.B.2. Validation 835MHz 250mW

1750MHz

Date: 2024-06-21

Electronics: DAE4 Sn786

Medium: Head 1750MHz

Medium parameters used: $f = 1750$ MHz; $\sigma = 1.359$ S/m; $\epsilon_r = 40.933$; $\rho = 1000$ kg/m³

Communication System: CW Frequency: 1750 MHz Duty Cycle: 1:1

Probe: EX3DV4 - SN7621 ConvF (9.11, 9.11, 9.11)

System Validation/Area Scan (81x121x1): Interpolated grid: dx=1.000 mm, dy=1.000 mm

Reference Value = 78.569 V/m; Power Drift = -0.11 dB

SAR(1 g) = 9.08 W/kg; SAR(10 g) = 5.04 W/kg

Maximum value of SAR (interpolated) = 13.2 W/kg

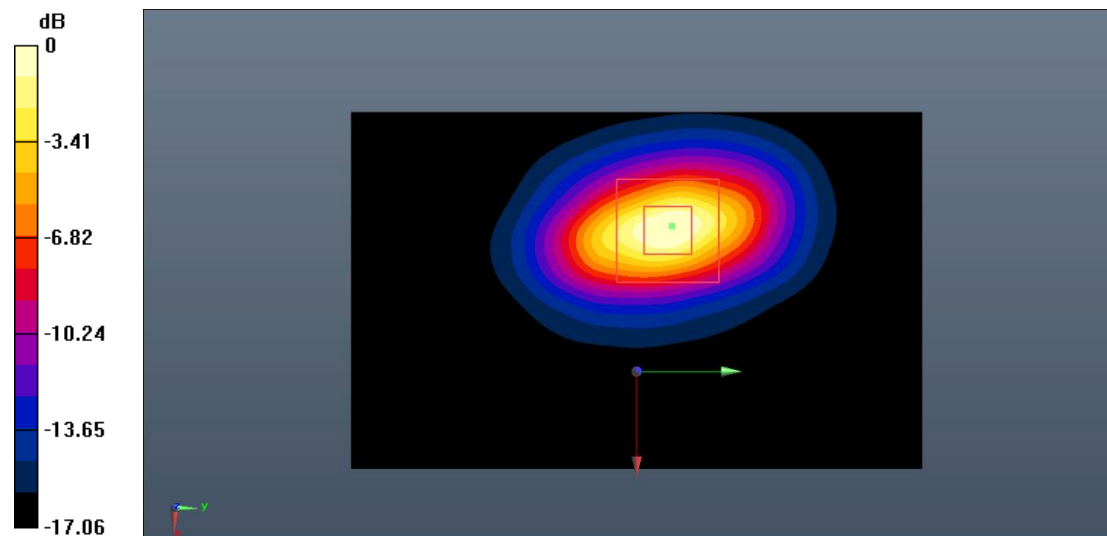
System Validation/Zoom Scan (7x7x7)/Cube0: Measurement grid: dx=5mm, dy=5mm, dz=5mm

Reference Value = 78.569 V/m; Power Drift = -0.11 dB

Peak SAR (extrapolated) = 18.1 W/kg

SAR(1 g) = 8.95 W/kg; SAR(10 g) = 4.87 W/kg

Maximum value of SAR (measured) = 13.0 W/kg



0 dB = 13.0 W/kg = 11.14 dB W/kg

Fig.B.3. Validation 1750MHz 250mW

1900MHz

Date: 2024-06-24

Electronics: DAE4 Sn786

Medium: Head 1900MHz

Medium parameters used: $f = 1900 \text{ MHz}$; $\sigma = 1.393 \text{ S/m}$; $\epsilon_r = 40.885$; $\rho = 1000 \text{ kg/m}^3$

Communication System: CW Frequency: 1900 MHz Duty Cycle: 1:1

Probe: EX3DV4 - SN7621 ConvF (8.76, 8.76, 8.76)

System Validation/Area Scan (91x91x1): Interpolated grid: $dx=1.000 \text{ mm}$, $dy=1.000 \text{ mm}$

Reference Value = 85.191 V/m; Power Drift = -0.12 dB

SAR(1 g) = 10.2 W/kg; SAR(10 g) = 5.18 W/kg

Maximum value of SAR (interpolated) = 16.0 W/kg

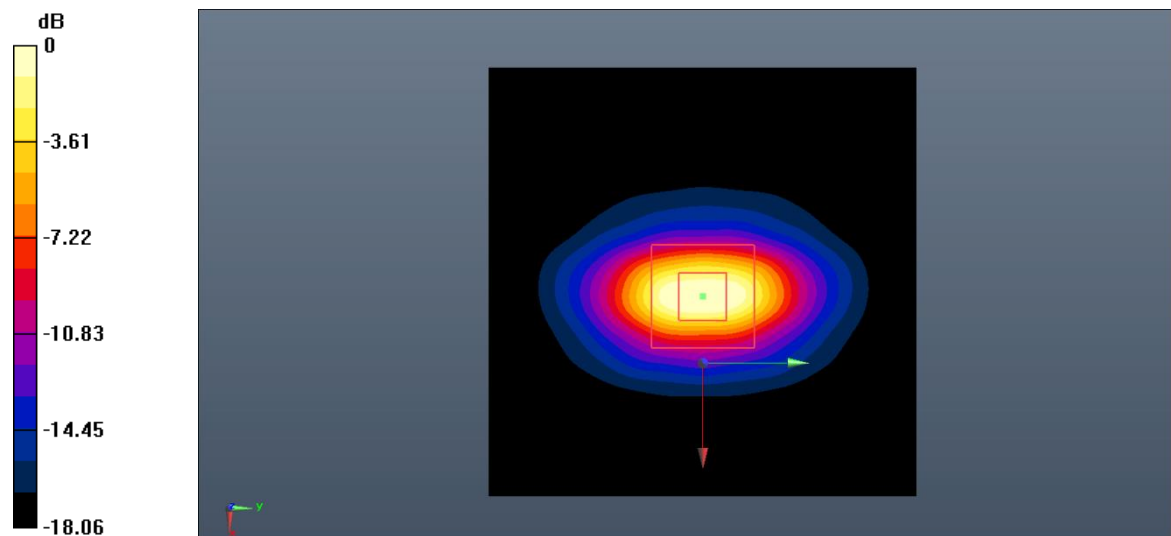
System Validation/Zoom Scan (7x7x7)/Cube0: Measurement grid: $dx=5\text{mm}$, $dy=5\text{mm}$, $dz=5\text{mm}$

Reference Value = 85.191 V/m; Power Drift = -0.12 dB

Peak SAR (extrapolated) = 20.2 W/kg

SAR(1 g) = 9.88 W/kg; SAR(10 g) = 5.10 W/kg

Maximum value of SAR (measured) = 15.8 W/kg



0 dB = 15.8 W/kg = 11.99 dB W/kg

Fig.B.4. Validation 1900MHz 250mW

2300MHz

Date: 2024-06-23

Electronics: DAE4 Sn786

Medium: Head 2300MHz

Medium parameters used: $f = 2300$ MHz; $\sigma = 1.689$ S/m; $\epsilon_r = 38.727$; $\rho = 1000$ kg/m³

Communication System: CW Frequency: 2300 MHz Duty Cycle: 1:1

Probe: EX3DV4 - SN7621 ConvF (8.50, 8.50, 8.50)

System Validation/Area Scan (81x121x1): Interpolated grid: dx=1.000 mm, dy=1.000 mm

Reference Value = 90.866 V/m; Power Drift = -0.10 dB

SAR(1 g) = 12.5 W/kg; SAR(10 g) = 5.83 W/kg

Maximum value of SAR (interpolated) = 20.6 W/kg

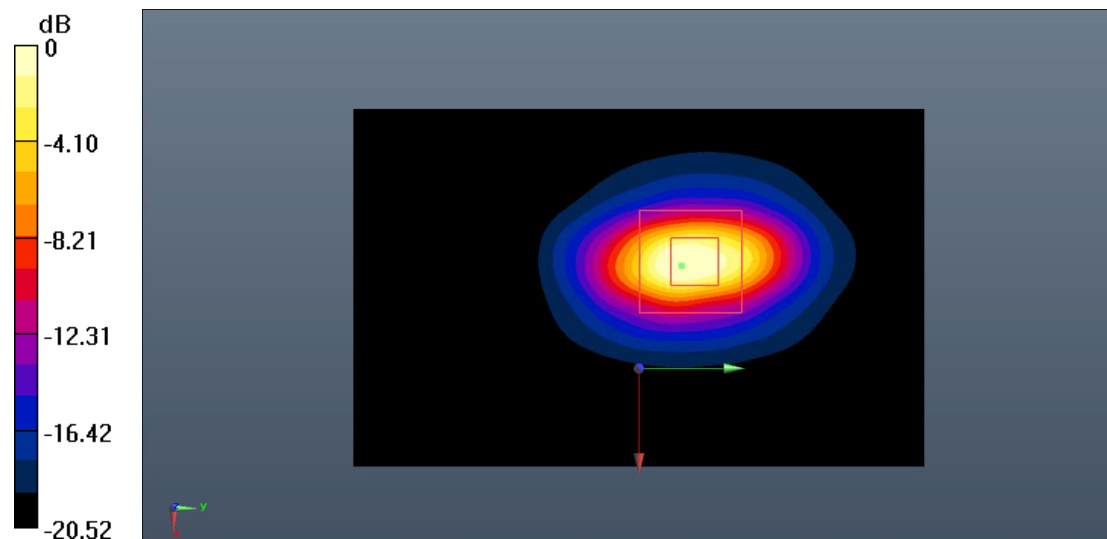
System Validation/Zoom Scan (7x7x7)/Cube0: Measurement grid: dx=5mm, dy=5mm, dz=5mm

Reference Value = 90.866 V/m; Power Drift = -0.10 dB

Peak SAR (extrapolated) = 27.4 W/kg

SAR(1 g) = 12.3 W/kg; SAR(10 g) = 5.71 W/kg

Maximum value of SAR (measured) = 20.3 W/kg



0 dB = 20.3 W/kg = 13.07 dB W/kg

Fig.B.5. Validation 2300MHz 250mW

2450MHz

Date: 2024-06-28

Electronics: DAE4 Sn786

Medium: Head 2450MHz

Medium parameters used: $f = 2450$ MHz; $\sigma = 1.826$ S/m; $\epsilon_r = 38.243$; $\rho = 1000$ kg/m³

Communication System: CW Frequency: 2450 MHz Duty Cycle: 1:1

Probe: EX3DV4 - SN7621 ConvF (8.21, 8.21, 8.21)

System Validation/Area Scan (81x121x1): Interpolated grid: dx=1.000 mm, dy=1.000 mm

Reference Value = 93.771 V/m; Power Drift = 0.11 dB

SAR(1 g) = 13.3 W/kg; SAR(10 g) = 6.01 W/kg

Maximum value of SAR (interpolated) = 21.1 W/kg

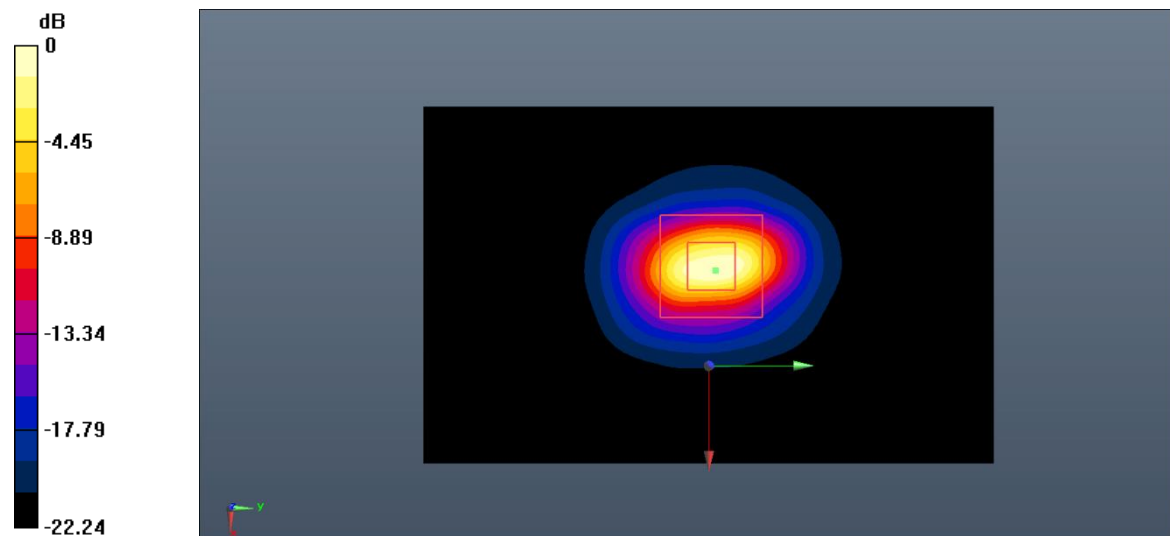
System Validation/Zoom Scan (7x7x7)/Cube0: Measurement grid: dx=5mm, dy=5mm, dz=5mm

Reference Value = 93.771 V/m; Power Drift = 0.11 dB

Peak SAR (extrapolated) = 29.7 W/kg

SAR(1 g) = 13.5 W/kg; SAR(10 g) = 6.11 W/kg

Maximum value of SAR (measured) = 21.3 W/kg



0 dB = 21.3 W/kg = 13.28 dB W/kg

Fig.B.6. Validation 2450MHz 250mW

2550MHz

Date: 2024-06-26

Electronics: DAE4 Sn786

Medium: Head 2550MHz

Medium parameters used: $f = 2550$ MHz; $\sigma = 1.937$ S/m; $\epsilon_r = 38.347$; $\rho = 1000$ kg/m³

Communication System: CW Frequency: 2550 MHz Duty Cycle: 1:1

Probe: EX3DV4 - SN7621 ConvF (8.21, 8.21, 8.21)

System Validation/Area Scan (91x91x1): Interpolated grid: dx=1.000 mm, dy=1.000 mm

Reference Value = 96.842 V/m; Power Drift = 0.04 dB

SAR(1 g) = 13.7 W/kg; SAR(10 g) = 6.25 W/kg

Maximum value of SAR (interpolated) = 22.6 W/kg

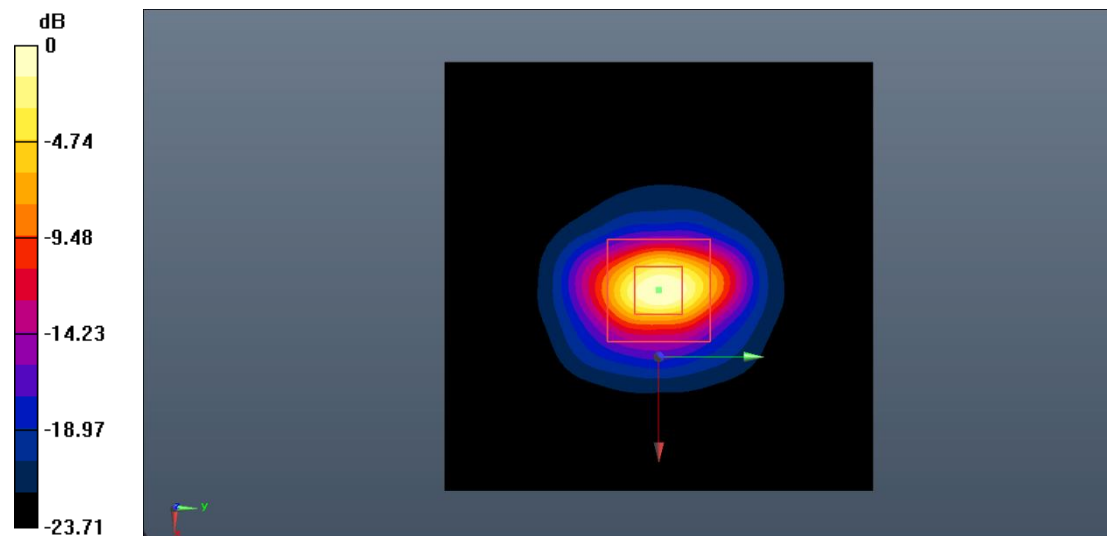
System Validation/Zoom Scan (7x7x7)/Cube0: Measurement grid: dx=5mm, dy=5mm, dz=5mm

Reference Value = 96.842 V/m; Power Drift = 0.04 dB

Peak SAR (extrapolated) = 31.7 W/kg

SAR(1 g) = 13.9 W/kg; SAR(10 g) = 6.33 W/kg

Maximum value of SAR (measured) = 22.9 W/kg



0 dB = 22.9 W/kg = 13.60 dB W/kg

Fig.B.7. Validation 2550MHz 250mW

3500MHz

Date: 2024-06-22

Electronics: DAE4 Sn786

Medium: Head 3500MHz

Medium parameters used: $f = 3500 \text{ MHz}$; $\sigma = 2.943 \text{ S/m}$; $\epsilon_r = 37.191$; $\rho = 1000 \text{ kg/m}^3$

Communication System: CW Frequency: 3500 MHz Duty Cycle: 1:1

Probe: EX3DV4 - SN7621 ConvF (7.52, 7.52, 7.52)

System Validation/Area Scan (61x61x1): Interpolated grid: $dx=1.000 \text{ mm}$, $dy=1.000 \text{ mm}$

Reference Value = 73.864 V/m; Power Drift = 0.07 dB

SAR(1 g) = 6.67 W/kg; SAR(10 g) = 2.59 W/kg

Maximum value of SAR (interpolated) = 12.8 W/kg

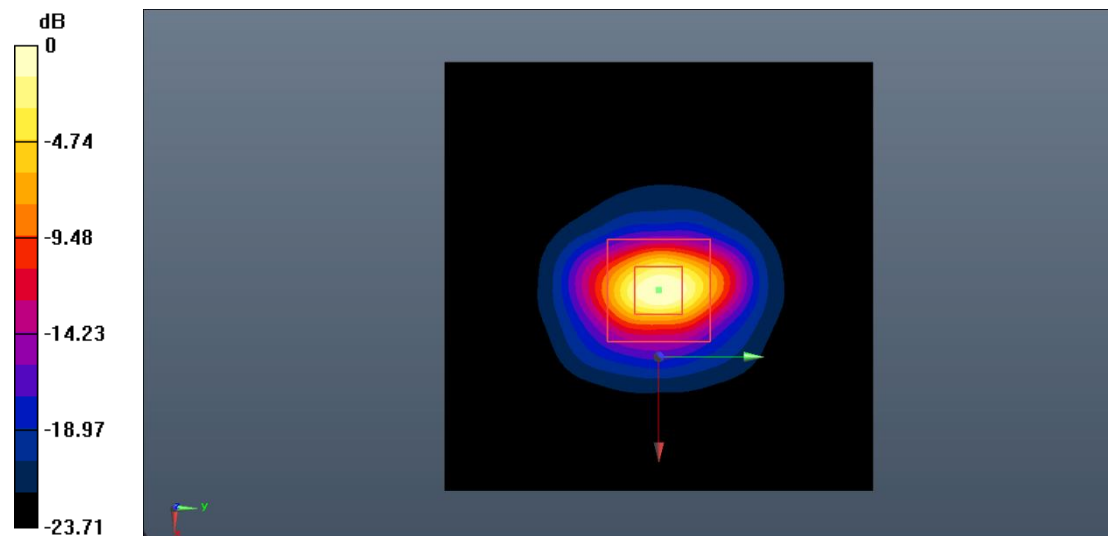
System Validation/Zoom Scan (7x7x7)/Cube0: Measurement grid: $dx=5\text{mm}$, $dy=5\text{mm}$, $dz=5\text{mm}$

Reference Value = 73.864 V/m; Power Drift = 0.07 dB

Peak SAR (extrapolated) = 20.4 W/kg

SAR(1 g) = 6.74 W/kg; SAR(10 g) = 2.62 W/kg

Maximum value of SAR (measured) = 13.0 W/kg



0 dB = 13.0 W/kg = 11.14 dB W/kg

Fig.B.8. Validation 3500MHz 100mW

3700MHz

Date: 2024-06-22

Electronics: DAE4 Sn786

Medium: Head 3700MHz

Medium parameters used: $f = 3700 \text{ MHz}$; $\sigma = 3.081 \text{ S/m}$; $\epsilon_r = 38.473$; $\rho = 1000 \text{ kg/m}^3$

Communication System: CW Frequency: 3700 MHz Duty Cycle: 1:1

Probe: EX3DV4 - SN7621 ConvF (7.31, 7.31, 7.31)

System Validation/Area Scan (61x61x1): Interpolated grid: $dx=1.000 \text{ mm}$, $dy=1.000 \text{ mm}$

Reference Value = 72.432 V/m; Power Drift = -0.08 dB

SAR(1 g) = 6.59 W/kg; SAR(10 g) = 2.50 W/kg

Maximum value of SAR (interpolated) = 13.1 W/kg

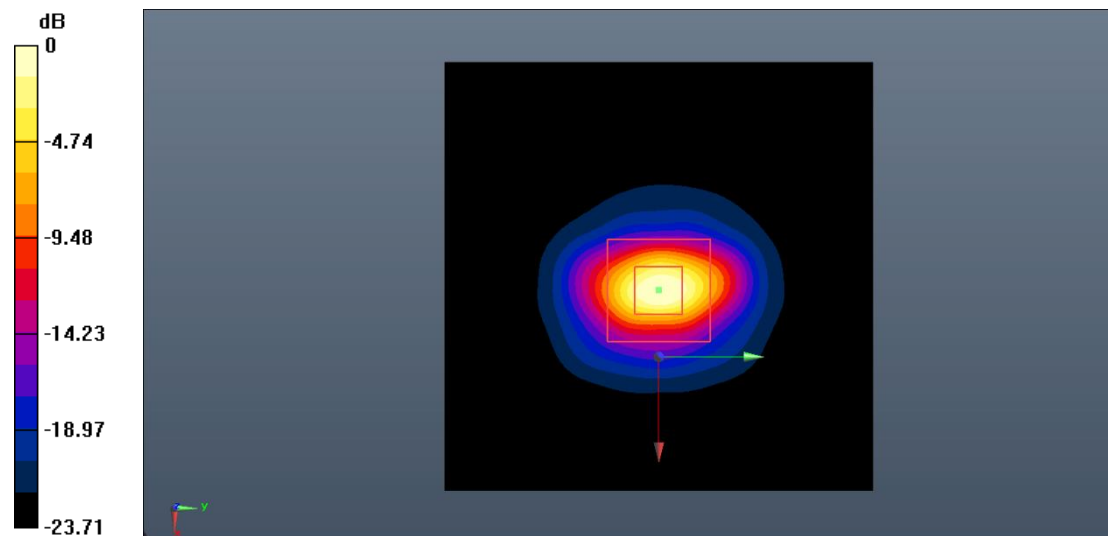
System Validation/Zoom Scan (7x7x7)/Cube0: Measurement grid: $dx=5\text{mm}$, $dy=5\text{mm}$, $dz=5\text{mm}$

Reference Value = 72.432 V/m; Power Drift = -0.08 dB

Peak SAR (extrapolated) = 19.8 W/kg

SAR(1 g) = 6.53 W/kg; SAR(10 g) = 2.47 W/kg

Maximum value of SAR (measured) = 12.8 W/kg



0 dB = 12.8 W/kg = 11.07 dB W/kg

Fig.B.9. Validation 3700MHz 100mW

3900MHz

Date: 2024-06-22

Electronics: DAE4 Sn786

Medium: Head 3900MHz

Medium parameters used: $f = 3900 \text{ MHz}$; $\sigma = 3.302 \text{ S/m}$; $\epsilon_r = 37.936$; $\rho = 1000 \text{ kg/m}^3$

Communication System: CW Frequency: 3900 MHz Duty Cycle: 1:1

Probe: EX3DV4 - SN7621 ConvF (7.09, 7.09, 7.09)

System Validation/Area Scan (61x61x1): Interpolated grid: $dx=1.000 \text{ mm}$, $dy=1.000 \text{ mm}$

Reference Value = 76.459 V/m; Power Drift = -0.02 dB

SAR(1 g) = 6.68 W/kg; SAR(10 g) = 2.42 W/kg

Maximum value of SAR (interpolated) = 13.6 W/kg

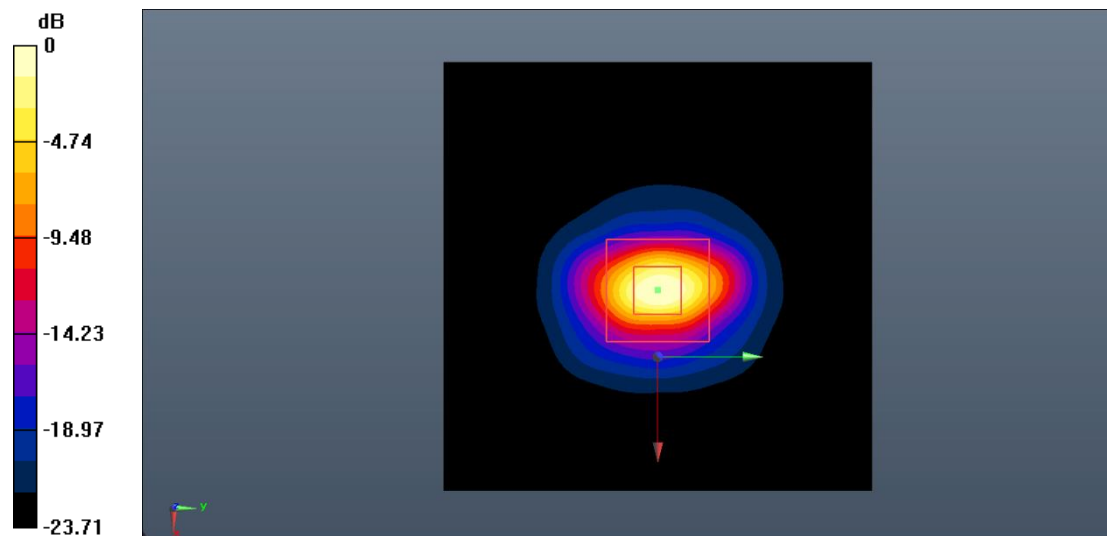
System Validation/Zoom Scan (7x7x7)/Cube0: Measurement grid: $dx=5\text{mm}$, $dy=5\text{mm}$, $dz=5\text{mm}$

Reference Value = 76.459 V/m; Power Drift = -0.02 dB

Peak SAR (extrapolated) = 21.8 W/kg

SAR(1 g) = 6.52 W/kg; SAR(10 g) = 2.38 W/kg

Maximum value of SAR (measured) = 13.4 W/kg



0 dB = 13.4 W/kg = 11.27 dB W/kg

Fig.B.10. Validation 3900MHz 100mW

5250MHz

Date: 2024-06-27

Electronics: DAE4 Sn786

Medium: Head 5250MHz

Medium parameters used: $f = 5250 \text{ MHz}$; $\sigma = 4.652 \text{ S/m}$; $\epsilon_r = 36.984$; $\rho = 1000 \text{ kg/m}^3$

Communication System: CW Frequency: 5250 MHz Duty Cycle: 1:1

Probe: EX3DV4 - SN7621 ConvF (5.95, 5.95, 5.95)

System Validation/Area Scan (61x91x1): Interpolated grid: $dx=1.000 \text{ mm}$, $dy=1.000 \text{ mm}$

Reference Value = 66.147 V/m; Power Drift = -0.11 dB

SAR(1 g) = 7.94 W/kg; SAR(10 g) = 2.28 W/kg

Maximum value of SAR (interpolated) = 19.3 W/kg

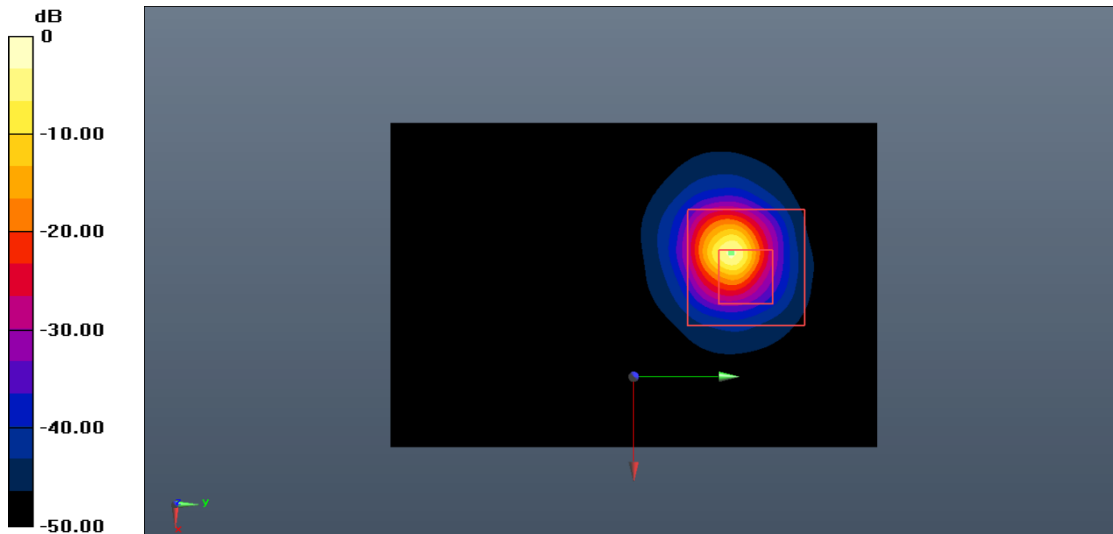
System Validation/Zoom Scan (8x8x21)/Cube0: Measurement grid: $dx=4\text{mm}$, $dy=4\text{mm}$, $dz=1.4\text{mm}$

Reference Value = 66.147 V/m; Power Drift = -0.11 dB

Peak SAR (extrapolated) = 32.7 W/kg

SAR(1 g) = 7.79 W/kg; SAR(10 g) = 2.25 W/kg

Maximum value of SAR (measured) = 19.1 W/kg



0 dB = 19.1 W/kg = 12.81 dB W/kg

Fig.B.11. Validation 5250MHz 100mW

5600MHz

Date: 2024-06-27

Electronics: DAE4 Sn786

Medium: Head 5600MHz

Medium parameters used: $f = 5600 \text{ MHz}$; $\sigma = 5.149 \text{ S/m}$; $\epsilon_r = 34.403$; $\rho = 1000 \text{ kg/m}^3$

Communication System: CW Frequency: 5600 MHz Duty Cycle: 1:1

Probe: EX3DV4 - SN7621 ConvF (5.25, 5.25, 5.25)

System Validation/Area Scan (61x91x1): Interpolated grid: $dx=1.000 \text{ mm}$, $dy=1.000 \text{ mm}$

Reference Value = 68.341 V/m; Power Drift = 0.09 dB

SAR(1 g) = 8.38 W/kg; SAR(10 g) = 2.34 W/kg

Maximum value of SAR (interpolated) = 19.8 W/kg

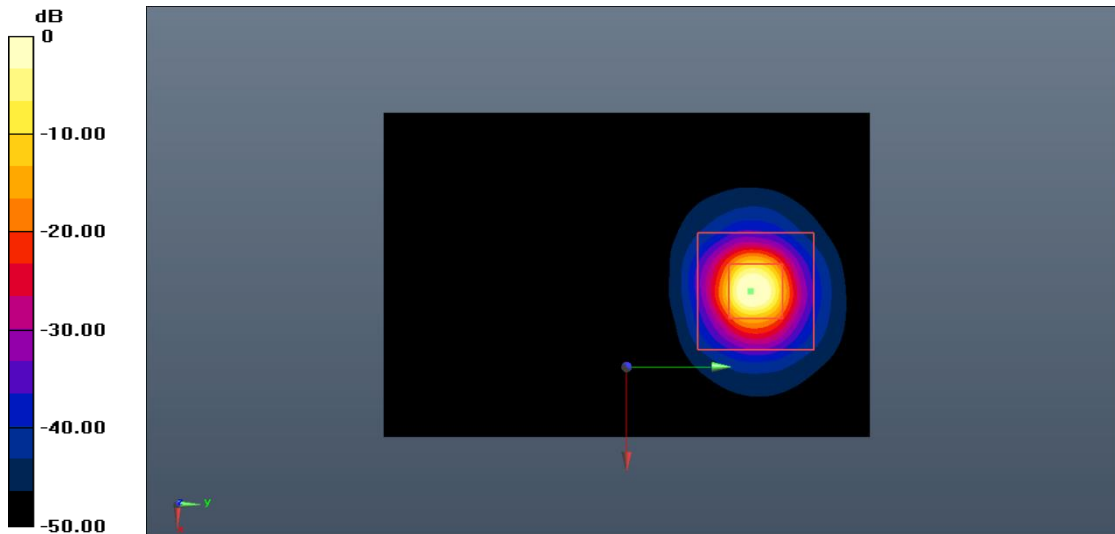
System Validation/Zoom Scan (8x8x21)/Cube0: Measurement grid: $dx=4\text{mm}$, $dy=4\text{mm}$, $dz=1.4\text{mm}$

Reference Value = 68.341 V/m; Power Drift = 0.09 dB

Peak SAR (extrapolated) = 34.2 W/kg

SAR(1 g) = 8.45 W/kg; SAR(10 g) = 2.39 W/kg

Maximum value of SAR (measured) = 20.0 W/kg



0 dB = 20.0 W/kg = 13.01 dB W/kg

Fig.B.12. Validation 5600MHz 100mW

5750MHz

Date: 2024-06-27

Electronics: DAE4 Sn786

Medium: Head 5750MHz

Medium parameters used: $f = 5750$ MHz; $\sigma = 5.185$ S/m; $\epsilon_r = 36.371$; $\rho = 1000$ kg/m³

Communication System: CW Frequency: 5750 MHz Duty Cycle: 1:1

Probe: EX3DV4 - SN7621 ConvF (5.33, 5.33, 5.33)

System Validation/Area Scan (61x91x1): Interpolated grid: dx=1.000 mm, dy=1.000 mm

Reference Value = 65.448 V/m; Power Drift = -0.15 dB

SAR(1 g) = 7.78 W/kg; SAR(10 g) = 2.20 W/kg

Maximum value of SAR (interpolated) = 18.6 W/kg

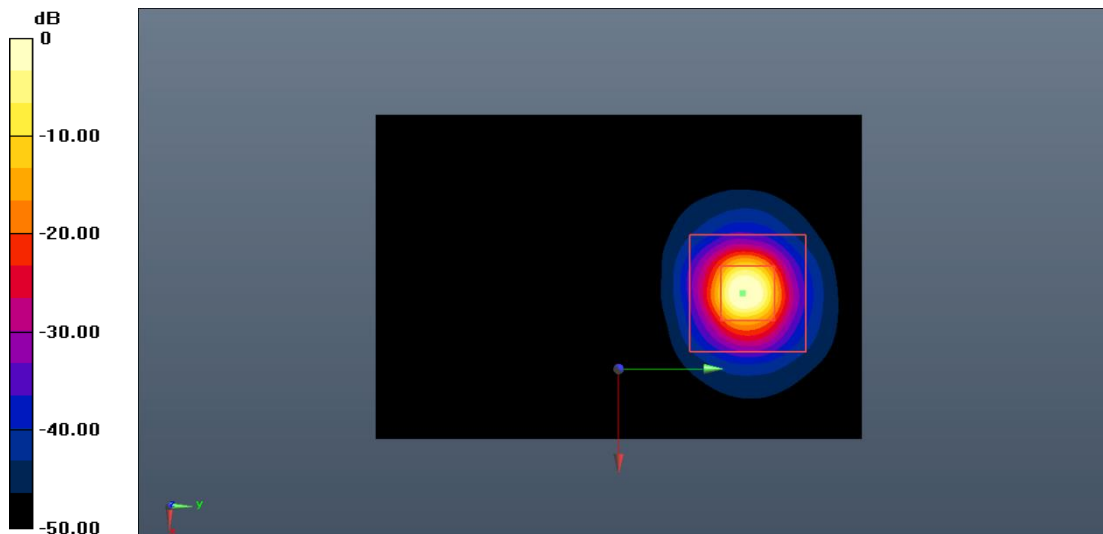
System Validation/Zoom Scan (8x8x21)/Cube0: Measurement grid: dx=4mm, dy=4mm, dz=1.4mm

Reference Value = 65.448 V/m; Power Drift = -0.15 dB

Peak SAR (extrapolated) = 32.5 W/kg

SAR(1 g) = 7.62 W/kg; SAR(10 g) = 2.16 W/kg

Maximum value of SAR (measured) = 18.3 W/kg



0 dB = 18.3 W/kg = 12.62 dB W/kg

Fig.B.13. Validation 5750MHz 100mW

13MHz

Date: 2024-06-15

Electronics: DAE4 Sn786

Medium: Head 13MHz

Medium parameters used (interpolated): $f = 13 \text{ MHz}$; $\sigma = 0.767 \text{ S/m}$; $\epsilon_r = 53.911$; $\rho = 1000 \text{ kg/m}^3$

Communication System: CW Frequency: 13 MHz Duty Cycle: 1:1

Probe: EX3DV4 - SN7786 ConvF (17.75, 17.75, 17.75)

System Check/Area Scan (61x81x1): Interpolated grid: $dx=1.500 \text{ mm}$, $dy=1.500 \text{ mm}$

Reference Value = 31.55 V/m; Power Drift = 0.06 dB

SAR(1 g) = 0.471 W/kg; SAR(10 g) = 0.289 W/kg

Maximum value of SAR (interpolated) = 0.671 W/kg

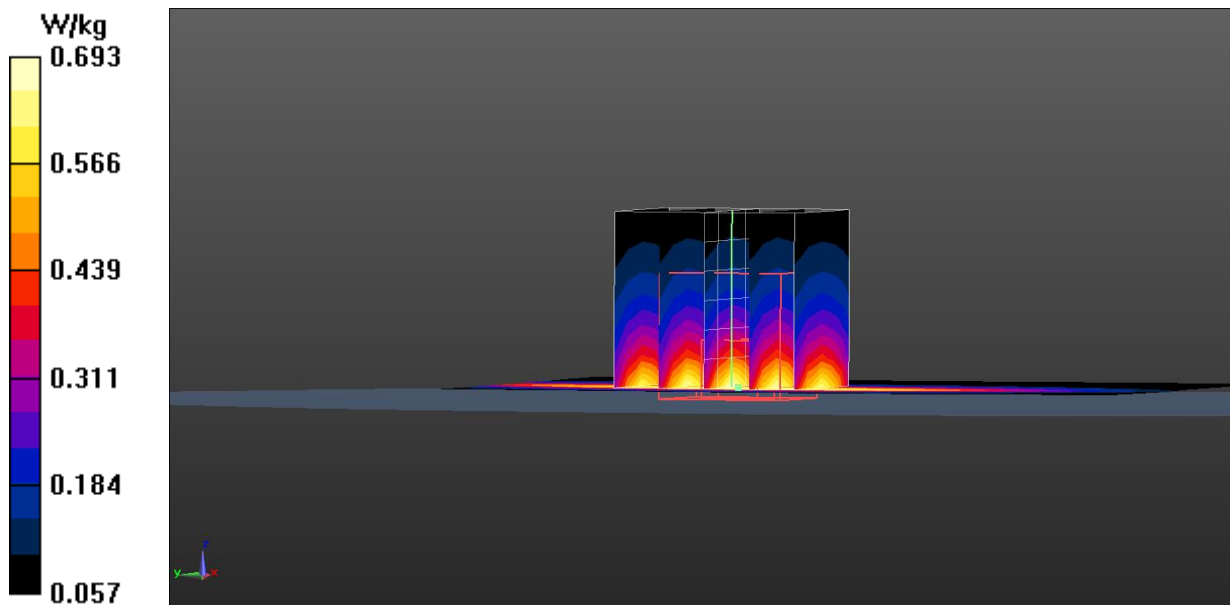
System Check/Zoom Scan (5x5x7)/Cube 0: Measurement grid: $dx=8\text{mm}$, $dy=8\text{mm}$, $dz=5\text{mm}$

Reference Value = 31.55 V/m; Power Drift = 0.06 dB

Peak SAR (extrapolated) = 0.847 W/kg

SAR(1 g) = 0.478 W/kg; SAR(10 g) = 0.292 W/kg

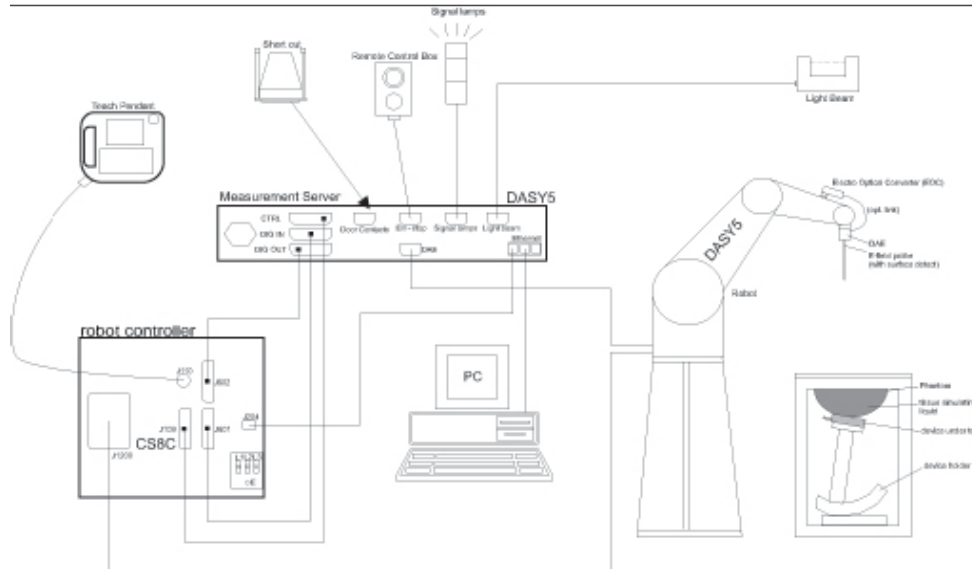
Maximum value of SAR (measured) = 0.693 W/kg

**Fig.B.14. Validation 13MHz 1W**

ANNEX C: SAR Measurement Setup

C.1. Measurement Set-up

DASY5 system for performing compliance tests is illustrated above graphically. This system consists of the following items:




Picture C.1 SAR Lab Test Measurement Set-up

- A standard high precision 6-axis robot (Stäubli TX=RX family) with controller, teach pendant and software. An arm extension for accommodating the data acquisition electronics (DAE).
- An isotropic field probe optimized and calibrated for the targeted measurement.
- A data acquisition electronics (DAE) which performs the signal amplification, signal multiplexing, AD-conversion, offset measurements, mechanical surface detection, collision detection, etc. The unit is battery powered with standard or rechargeable batteries. The signal is optically transmitted to the EOC.
- The Electro-optical converter (EOC) performs the conversion from optical to electrical signals for the digital communication to the DAE. To use optical surface detection, a special version of the EOC is required. The EOC signal is transmitted to the measurement server.
- The function of the measurement server is to perform the time critical tasks such as signal filtering, control of the robot operation and fast movement interrupts.
- The Light Beam used is for probe alignment. This improves the (absolute) accuracy of the probe positioning.
- A computer running WinXP and the DASY5 software.
- Remote control and teach pendant as well as additional circuitry for robot safety such as
- warning lamps, etc.
- The phantom, the device holder and other accessories according to the targeted measurement.


C.2. DASY E-field Probe System

The SAR measurements were conducted with the dosimetric probe designed in the classical triangular configuration and optimized for dosimetric evaluation. The probe is constructed using the thick film technique; with printed resistive lines on ceramic substrates. The probe is equipped with an optical multifiber line ending at the front of the probe tip. It is connected to the EOC box on the robot arm and provides an automatic detection of the phantom surface. Half of the fibers are connected to a pulsed infrared transmitter, the other half to a synchronized receiver. As the probe approaches the surface, the reflection from the surface produces a coupling from the transmitting to the receiving fibers. This reflection increases first during the approach, reaches maximum and then decreases. If the probe is flatly touching the surface, the coupling is zero. The distance of the coupling maximum to the surface is independent of the surface reflectivity and largely independent of the surface to probe angle. The DASY5 OR DASY8 software reads the reflection during a software approach and looks for the maximum using 2nd order curve fitting. The approach is stopped at reaching the maximum.

Probe Specifications:	
Model:	EX3DV4
Frequency Range:	10 MHz - 6.0 GHz
Calibration:	In head simulating tissue at Frequencies from 750 up to 5750 MHz
Linearity:	± 0.2 dB (30 MHz to 6 GHz)
Dynamic Range:	10 mW/kg - 100 W/kg
Probe Length:	337 mm
Probe Tip Length:	20 mm
Body Diameter:	12 mm
Tip Diameter:	2.5 mm
Tip-Center:	1 mm
Application:	SAR Dosimetry Testing / Compliance tests of mobile phones / Dosimetry in strong gradient fields



Picture C.2: Near-field Probe



Picture C.3: E-field Probe

C.3. E-field Probe Calibration

Each E-Probe/Probe Amplifier combination has unique calibration parameters. A TEM cell calibration procedure is conducted to determine the proper amplifier settings to enter in the probe parameters. The amplifier settings are determined for a given frequency by subjecting the probe to a known E-field density (1 mW/cm²) using an RF Signal generator, TEM cell, and RF Power Meter.

The free space E-field from amplified probe outputs is determined in a test chamber. This calibration can be performed in a TEM cell if the frequency is below 1 GHz and in a waveguide or other methodologies above 1 GHz for free space. For the free space calibration, the probe is placed in the volumetric center of the cavity and at the proper orientation with the field. The probe is then rotated 360 degrees until the three channels show the maximum reading. The power density readings equate to 1 mW/cm².

E-field temperature correlation calibration is performed in a flat phantom filled with the appropriate simulated brain tissue. The E-field in the medium correlates with the temperature rise in the dielectric medium. For temperature correlation calibration a RF transparent thermistor-based temperature probe is used in conjunction with the E-field probe.

$$SAR = C \frac{\Delta T}{\Delta t}$$

Where:

Δt = Exposure time (30 seconds),

C = Heat capacity of tissue (brain or muscle),

ΔT = Temperature increase due to RF exposure.

$$SAR = \frac{|E|^2 \cdot \sigma}{\rho}$$

Where:

σ = Simulated tissue conductivity,

ρ = Tissue density (kg/m³).

C.4. Other Test Equipment

C.4.1. Data Acquisition Electronics (DAE)

The data acquisition electronics consist of a highly sensitive electrometer-grade preamplifier with auto-zeroing, a channel and gain-switching multiplexer, a fast 16 bit AD-converter and a command decoder with a control logic unit. Transmission to the measurement server is accomplished through an optical downlink for data and status information, as well as an optical uplink for commands and the clock.

The mechanical probe mounting device includes two different sensor systems for frontal and sideways probe contacts. They are used for mechanical surface detection and probe collision detection.

The input impedance of the DAE is 200 MOhm; the inputs are symmetrical and floating. Common mode rejection is above 80 dB.



Picture C.4: DAE

C.4.2. Robot

The SPEAG DASY system uses the high precision robots (DASY5: RX90L) type from Stäubli SA (France). For the 6-axis controller system, the robot controller version from Stäubli is used. The Stäubli robot series have many features that are important for our application:

- High precision (repeatability 0.02mm)
- High reliability (industrial design)
- Low maintenance costs (virtually maintenance free due to direct drive gears; no belt drives)
- Jerk-free straight movements (brushless synchron motors; no stepper motors)
- Low ELF interference (motor control fields shielded via the closed metallic construction shields)



Picture C.5: DASY 5



Picture C.6: DASY 8

C.4.3. Measurement Server

The Measurement server is based on a PC/104 CPU board with CPU (DASY5: 400 MHz, Intel Celeron), chipdisk (DASY5:128MB), RAM (DASY5:128MB). The necessary circuits for communication with the DAE electronic box, as well as the 16 bit AD converter system for optical detection and digital I/O interface are contained on the DASY I/O board, which is directly connected to the PC/104 bus of the CPU board.

The measurement server performs all real-time data evaluation of field measurements and surface detection, controls robot movements and handles safety operation. The PC operating system cannot interfere with these time critical processes. All connections are supervised by a watchdog, and disconnection of any of the cables to the measurement server will automatically disarm the robot and disable all program-controlled robot movements. Furthermore, the measurement server is equipped with an expansion port which is reserved for future applications. Please note that this expansion port does not have a standardized pinout, and therefore only devices provided by SPEAG can be connected. Devices from any other supplier could seriously damage the measurement server.



Picture C.7: Server for DASY 5



Picture C.8: Server for DASY 8

C.4.4. Device Holder for Phantom

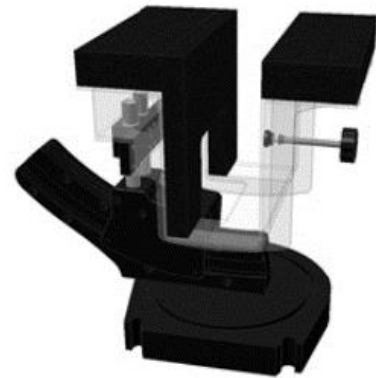
The SAR in the phantom is approximately inversely proportional to the square of the distance between the source and the liquid surface. For a source at 5mm distance, a positioning uncertainty of $\pm 0.5\text{mm}$ would produce a SAR uncertainty of $\pm 20\%$. Accurate device positioning is therefore crucial for accurate and repeatable measurements. The positions in which the devices must be measured are defined by the standards.

The DASY device holder is designed to cope with the different positions given in the standard. It has two scales for device rotation (with respect to the body axis) and device inclination (with respect to the line between the ear reference points). The rotation centers for both scales is the ear reference point (ERP). Thus the device needs no repositioning when changing the angles.

The DASY device holder is constructed of low-loss POM material having the following dielectric parameters: relative permittivity $\epsilon = 3$ and loss tangent $\delta = 0.02$. The amount of dielectric material has been reduced in the closest vicinity of the device, since measurements have suggested that the influence of the clamp on the test results could thus be lowered.

<Laptop Extension Kit>

The extension is lightweight and made of POM, acrylic glass and foam. It fits easily on the upper part of the Mounting Device in place of the phone positioner. The extension is fully compatible with the Twin-SAM and ELI phantoms.

**Picture C.9: Device Holder****Picture C.10: Laptop Extension Kit**

The SAM Twin Phantom V4.0 is constructed of a fiberglass shell integrated in a table. The shape of the shell is based on data from an anatomical study designed to represent the 90th percentile of the population. The phantom enables the dissymmetric evaluation of SAR for both left and right handed handset usage, as well as body-worn usage using the flat phantom region. Reference markings on the Phantom allow the complete setup of all predefined phantom positions and measurement grids by manually teaching three points in the robot. The shell phantom has a 2mm shell thickness (except the ear region where shell thickness increases to 6 mm).

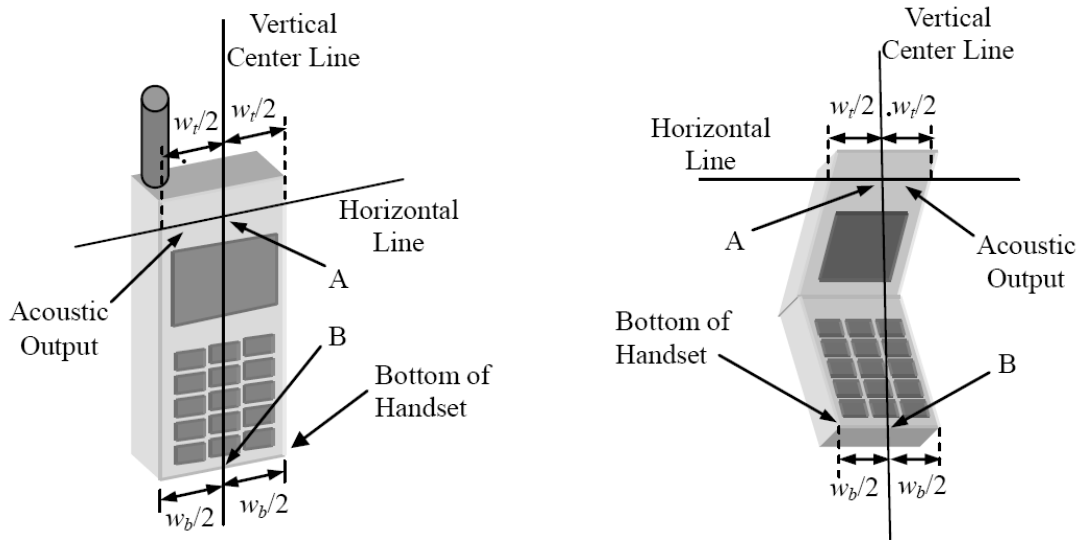
Shell Thickness: 2 ± 0.2 mm
Filling Volume: Approx. 25 liters
Dimensions: 810 x 1000 x 500 mm (H x L x W)
Available: Special

**Picture C.11: SAM Twin Phantom**

ANNEX D: Position of the wireless device in relation to the phantom

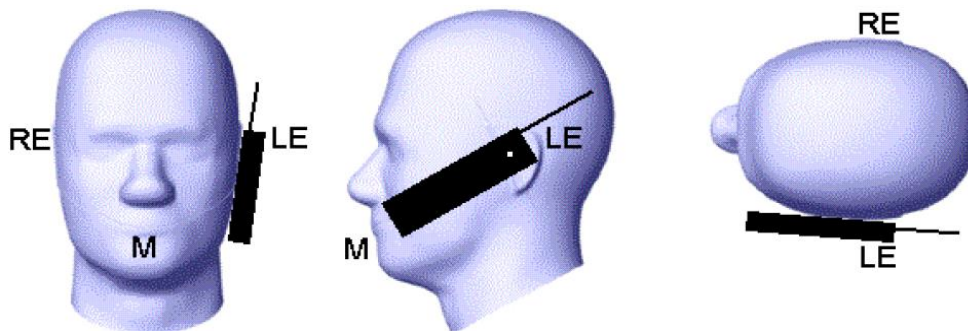
D.1. General considerations

This standard specifies two handset test positions against the head phantom – the “cheek” position and the “tilt” position.

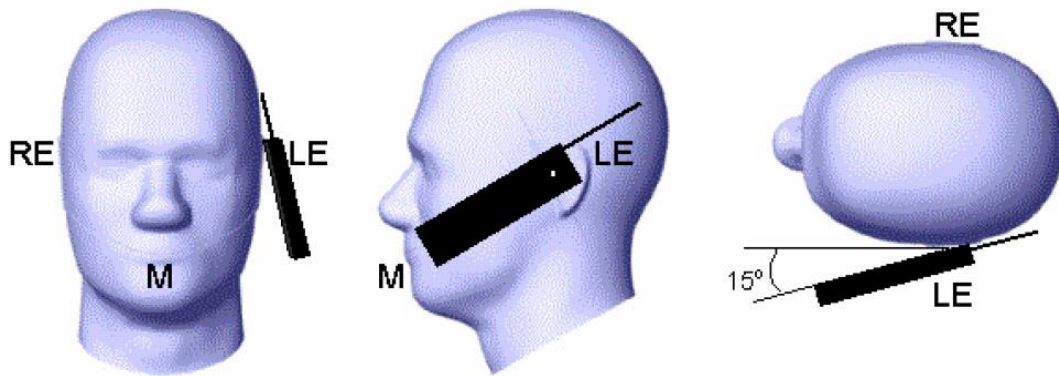


- w_t Width of the handset at the level of the acoustic
- w_b Width of the bottom of the handset
- A Midpoint of the width w_t of the handset at the level of the acoustic output
- B Midpoint of the width w_b of the bottom of the handset

Picture D.1-a Typical “fixed” case handset Picture D.1-b Typical “clam-shell” case handset



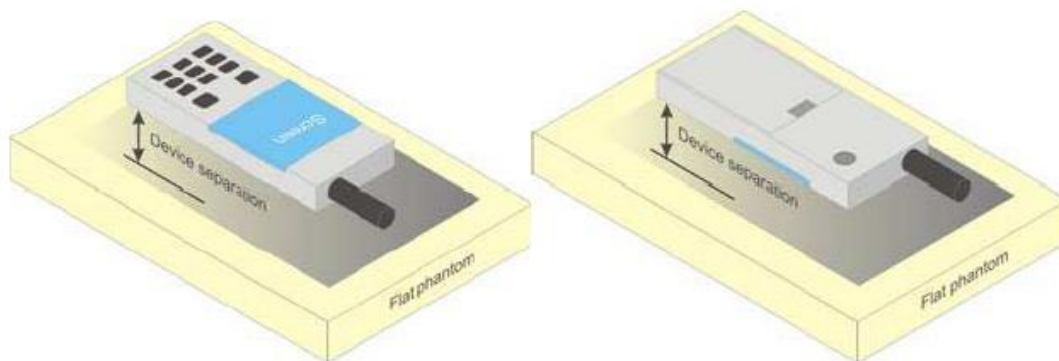
Picture D.2 Cheek position of the wireless device on the left side of SAM



Picture D.3 Tilt position of the wireless device on the left side of SAM

D.2. Body-worn device

A typical example of a body-worn device is a mobile phone, wireless enabled PDA or other battery operated wireless device with the ability to transmit while mounted on a person's body using a carry accessory approved by the wireless device manufacturer.




Picture D.4 Test positions for body-worn devices

D.3. Desktop device


A typical example of a desktop device is a wireless enabled desktop computer placed on a table or desk when used.

The DUT shall be positioned at the distance and in the orientation to the phantom that corresponds to the intended use as specified by the manufacturer in the user instructions. For devices that employ an external antenna with variable positions, tests shall be performed for all antenna positions specified. Picture 8.5 show positions for desktop device SAR tests. If the intended use is not specified, the device shall be tested directly against the flat phantom.



Picture D.5 Test positions for desktop devices

D.4. DUT Setup Photos



Picture D.6 Specific Absorption Rate Test Layout

ANNEX E: Equivalent Media Recipes

The liquid used for the frequency range of 700-6000 MHz consisted of water, sugar, salt, preventol, glycol monobutyl and Cellulose. The liquid has been previously proven to be suited for worst-case. The Table E.1 shows the detail solution. It's satisfying the latest tissue dielectric parameters requirements proposed by the IEEE 1528 and IEC 62209.

Table E.1: Composition of the Tissue Equivalent Matter

Frequency (MHz)	835	1750	1900	2450	2600	5200	5800
Water	41.45	55.242	55.242	58.79	58.79	65.53	66.10
Sugar	56.0	/	/	/	/	/	/
Salt	1.45	0.306	0.306	0.06	0.06		
Preventol	0.1	/	/	/	/	17.24	16.95
Cellulose	1.0	/	/	/	/	17.24	16.95
Glycol Monobutyl	/	44.452	44.452	41.15	41.15	/	/
Diethylenglycol monohexylether	/	/	/	/	/	/	/
Triton X-100	/	/	/	/	/	/	/
Dielectric Parameters Target Value	$\epsilon=41.5$ $\sigma=0.90$	$\epsilon=40.08$ $\sigma=1.37$	$\epsilon=40.0$ $\sigma=1.40$	$\epsilon=39.20$ $\sigma=1.80$	$\epsilon=39.01$ $\sigma=1.96$	$\epsilon=35.99$ $\sigma=4.66$	$\epsilon=35.30$ $\sigma=5.27$

Note: There is a little adjustment respectively for 750, 5300 and 5600, based on the recipe of closest frequency in table E.1

ANNEX F: System Validation

The SAR system must be validated against its performance specifications before it is deployed. When SAR probes, system components or software are changed, upgraded or recalibrated, these must be validated with the SAR system(s) that operates with such components.

Table F.1: System Validation

Probe SN.	Liquid name (MHz)	Validation date	Frequency point	CW Validation	Modulation Signal Validation		
					Modulation Type	Duty Factor	PAR
7621	Head 750	2024-01-18	750MHz	Pass	N/A	N/A	N/A
7621	Head 835	2024-01-18	835MHz	Pass	GMSK	Pass	N/A
7621	Head 1750	2024-01-18	1750MHz	Pass	N/A	N/A	N/A
7621	Head 1900	2024-01-18	1900MHz	Pass	GMSK	Pass	N/A
7621	Head 2450	2024-01-20	2450MHz	Pass	OFDM/TDD	Pass	Pass
7621	Head 2550	2024-01-20	2550MHz	Pass	TDD	Pass	N/A
7621	Head 3500	2024-01-19	3500MHz	Pass	TDD	Pass	N/A
7621	Head 3700	2024-01-19	3700MHz	Pass	TDD	Pass	N/A
7621	Head 3900	2024-01-19	3900MHz	Pass	TDD	Pass	N/A
7621	Head 5250	2024-01-22	5250MHz	Pass	OFDM	N/A	Pass
7621	Head 5600	2024-01-22	5600MHz	Pass	OFDM	N/A	Pass
7621	Head 5750	2024-01-22	5750MHz	Pass	OFDM	N/A	Pass

ANNEX G: DAE Calibration Certificate

**Calibration Laboratory of
Schmid & Partner
Engineering AG**
Zeughausstrasse 43, 8004 Zurich, Switzerland



S Schweizerischer Kalibrierdienst
C Service suisse d'étalonnage
S Servizio svizzero di taratura
S Swiss Calibration Service

Accredited by the Swiss Accreditation Service (SAS)
The Swiss Accreditation Service is one of the signatories to the EA
Multilateral Agreement for the recognition of calibration certificates

Accreditation No.: **SCS 0108**

Client **SAICT**
Shenzhen

Certificate No: **DAE4-786_Dec23**

CALIBRATION CERTIFICATE

Object **DAE4 - SD 000 D04 BM - SN: 786**

Calibration procedure(s) **QA CAL-06.v30
Calibration procedure for the data acquisition electronics (DAE)**

Calibration date: **December 11, 2023**

This calibration certificate documents the traceability to national standards, which realize the physical units of measurements (SI).
The measurements and the uncertainties with confidence probability are given on the following pages and are part of the certificate.

All calibrations have been conducted in the closed laboratory facility: environment temperature (22 ± 3)°C and humidity < 70%.

Calibration Equipment used (M&TE critical for calibration)

Primary Standards	ID #	Cal Date (Certificate No.)	Scheduled Calibration
Keithley Multimeter Type 2001	SN: 0810278	29-Aug-23 (No:37421)	Aug-24
Secondary Standards	ID #	Check Date (in house)	Scheduled Check
Auto DAE Calibration Unit	SE UWS 053 AA 1001	27-Jan-23 (in house check)	In house check: Jan-24
Calibrator Box V2.1	SE UMS 008 AA 1002	27-Jan-23 (in house check)	In house check: Jan-24

Calibrated by:	Name Dominique Steffen	Function Laboratory Technician	Signature 
Approved by:	Name Sven Kühn	Function Technical Manager	Signature 

Issued: December 11, 2023

This calibration certificate shall not be reproduced except in full without written approval of the laboratory.

**Calibration Laboratory of
Schmid & Partner
Engineering AG**
Zeughausstrasse 43, 8004 Zurich, Switzerland



S Schweizerischer Kalibrierdienst
S Service suisse d'étalonnage
C Servizio svizzero di taratura
S Swiss Calibration Service

Accredited by the Swiss Accreditation Service (SAS)
The Swiss Accreditation Service is one of the signatories to the EA
Multilateral Agreement for the recognition of calibration certificates

Accreditation No.: **SCS 0108**

Glossary

DAE data acquisition electronics
Connector angle information used in DASY system to align probe sensor X to the robot coordinate system.

Methods Applied and Interpretation of Parameters

- *DC Voltage Measurement*: Calibration Factor assessed for use in DASY system by comparison with a calibrated instrument traceable to national standards. The figure given corresponds to the full scale range of the voltmeter in the respective range.
- *Connector angle*: The angle of the connector is assessed measuring the angle mechanically by a tool inserted. Uncertainty is not required.
- The following parameters as documented in the Appendix contain technical information as a result from the performance test and require no uncertainty.
 - *DC Voltage Measurement Linearity*: Verification of the Linearity at +10% and -10% of the nominal calibration voltage. Influence of offset voltage is included in this measurement.
 - *Common mode sensitivity*: Influence of a positive or negative common mode voltage on the differential measurement.
 - *Channel separation*: Influence of a voltage on the neighbor channels not subject to an input voltage.
 - *AD Converter Values with inputs shorted*: Values on the internal AD converter corresponding to zero input voltage
 - *Input Offset Measurement*: Output voltage and statistical results over a large number of zero voltage measurements.
 - *Input Offset Current*: Typical value for information; Maximum channel input offset current, not considering the input resistance.
 - *Input resistance*: Typical value for information: DAE input resistance at the connector, during internal auto-zeroing and during measurement.
 - *Low Battery Alarm Voltage*: Typical value for information. Below this voltage, a battery alarm signal is generated.
 - *Power consumption*: Typical value for information. Supply currents in various operating modes.



DC Voltage Measurement

A/D - Converter Resolution nominal

High Range: 1LSB = 6.1μV , full range = -100...+300 mV

Low Range: 1LSB = 61nV , full range = -1.....+3mV

DASY measurement parameters: Auto Zero Time: 3 sec; Measuring time: 3 sec

Calibration Factors	X	Y	Z
High Range	404.093 ± 0.02% (k=2)	404.226 ± 0.02% (k=2)	404.638 ± 0.02% (k=2)
Low Range	3.97228 ± 1.50% (k=2)	3.94201 ± 1.50% (k=2)	3.95929 ± 1.50% (k=2)

Connector Angle

Connector Angle to be used in DASY system	331.0 ° ± 1 °
---	---------------

Appendix (Additional assessments outside the scope of SCS0108)

1. DC Voltage Linearity

High Range	Reading (μV)	Difference (μV)	Error (%)
Channel X + Input	199986.65	1.02	0.00
Channel X + Input	19998.56	2.44	0.01
Channel X - Input	-20002.95	4.99	-0.02
Channel Y + Input	199984.14	-1.62	-0.00
Channel Y + Input	19995.50	-0.73	-0.00
Channel Y - Input	-20005.81	1.90	-0.01
Channel Z + Input	199983.31	-2.86	-0.00
Channel Z + Input	19996.62	0.41	0.00
Channel Z - Input	-20004.38	3.36	-0.02

Low Range	Reading (μV)	Difference (μV)	Error (%)
Channel X + Input	1995.80	0.72	0.04
Channel X + Input	196.27	0.94	0.48
Channel X - Input	-204.04	0.34	-0.17
Channel Y + Input	1995.03	-0.18	-0.01
Channel Y + Input	195.70	0.17	0.09
Channel Y - Input	-205.47	-1.22	0.60
Channel Z + Input	1995.18	-0.00	-0.00
Channel Z + Input	194.54	-0.97	-0.50
Channel Z - Input	-205.29	-1.05	0.51

2. Common mode sensitivity

DASY measurement parameters: Auto Zero Time: 3 sec; Measuring time: 3 sec

	Common mode Input Voltage (mV)	High Range Average Reading (μV)	Low Range Average Reading (μV)
Channel X	200	14.09	11.76
	- 200	-10.45	-12.35
Channel Y	200	22.26	21.00
	- 200	-22.82	-22.83
Channel Z	200	7.79	7.64
	- 200	-9.85	-9.72

3. Channel separation

DASY measurement parameters: Auto Zero Time: 3 sec; Measuring time: 3 sec

	Input Voltage (mV)	Channel X (μV)	Channel Y (μV)	Channel Z (μV)
Channel X	200	-	-2.10	-3.21
Channel Y	200	9.93	-	-0.01
Channel Z	200	7.19	7.69	-

4. AD-Converter Values with inputs shorted

DASY measurement parameters: Auto Zero Time: 3 sec; Measuring time: 3 sec

	High Range (LSB)	Low Range (LSB)
Channel X	16083	14669
Channel Y	15939	15420
Channel Z	16116	13718

5. Input Offset Measurement

DASY measurement parameters: Auto Zero Time: 3 sec; Measuring time: 3 sec

Input 10M Ω

	Average (μ V)	min. Offset (μ V)	max. Offset (μ V)	Std. Deviation (μ V)
Channel X	0.87	-1.01	1.96	0.50
Channel Y	-0.17	-1.30	1.23	0.46
Channel Z	-0.13	-1.47	0.93	0.48

6. Input Offset Current

Nominal Input circuitry offset current on all channels: <25fA

7. Input Resistance (Typical values for information)

	Zeroing (kOhm)	Measuring (MOhm)
Channel X	200	200
Channel Y	200	200
Channel Z	200	200

8. Low Battery Alarm Voltage (Typical values for information)

Typical values	Alarm Level (VDC)
Supply (+ Vcc)	+7.9
Supply (- Vcc)	-7.6

9. Power Consumption (Typical values for information)

Typical values	Switched off (mA)	Stand by (mA)	Transmitting (mA)
Supply (+ Vcc)	+0.01	+6	+14
Supply (- Vcc)	-0.01	-8	-9



ANNEX H: Probe Calibration Certificate

EX3DV4-SN7621



Add: No.52 HuaYuanBei Road, Haidian District, Beijing, 100191, China
Tel: +86-10-62304633-2117
E-mail: emf@caict.ac.cn http://www.caict.ac.cn



Client **SAICT**

Certificate No: **J23Z60349**

CALIBRATION CERTIFICATE			
Object	EX3DV4 - SN : 7621		
Calibration Procedure(s)	FF-Z11-004-02 Calibration Procedures for Dosimetric E-field Probes		
Calibration date:	January 10, 2024		
This calibration Certificate documents the traceability to national standards, which realize the physical units of measurements(SI). The measurements and the uncertainties with confidence probability are given on the following pages and are part of the certificate.			
All calibrations have been conducted in the closed laboratory facility: environment temperature(22±3)°C and humidity<70%.			
Calibration Equipment used (M&TE critical for calibration)			
Primary Standards	ID #	Cal Date(Calibrated by, Certificate No.)	Scheduled Calibration
Power Meter NRP2	101919	12-Jun-23(CTTL, No.J23X05435)	Jun-24
Power sensor NRP-Z91	101547	12-Jun-23(CTTL, No.J23X05435)	Jun-24
Power sensor NRP-Z91	101548	12-Jun-23(CTTL, No.J23X05435)	Jun-24
Reference 10dBAttenuator	18N50W-10dB	19-Jan-23(CTTL, No.J23X00212)	Jan-25
Reference 20dBAttenuator	18N50W-20dB	19-Jan-23(CTTL, No.J23X00211)	Jan-25
Reference Probe EX3DV4	SN 3846	31-May-23(SPEAG, No.EX-3846_May23)	May-24
DAE4	SN 1555	24-Aug-23(SPEAG, No.DAE4-1555_Aug23)	Aug-24
Secondary Standards	ID #	Cal Date(Calibrated by, Certificate No.)	Scheduled Calibration
SignalGenerator MG3700A	6201052605	12-Jun-23(CTTL, No.J23X05434)	Jun-24
Network Analyzer E5071C	MY46110673	10-Jan-23(CTTL, No.J23X00104)	Jan-24
Reference 10dBAttenuator	BT0520	11-May-23(CTTL, No.J23X04061)	May-25
Reference 20dBAttenuator	BT0267	11-May-23(CTTL, No.J23X04062)	May-25
OCP DAK-12	SN 1174	25-Oct-23(SPEAG, No.OCP-DAK12-1174_Oct23)	Oct-24
Calibrated by:	Name Yu Zongying	Function SAR Test Engineer	Signature
Reviewed by:	Name Lin Jun	Function SAR Test Engineer	Signature
Approved by:	Name Qi Dianyuan	Function SAR Project Leader	Signature
Issued: January 16, 2024			
This calibration certificate shall not be reproduced except in full without written approval of the laboratory.			

Certificate No: J23Z60349

Page 1 of 22



Add: No.52 HuaYuanBei Road, Haidian District, Beijing, 100191, China
 Tel: +86-10-62304633-2117
 E-mail: cmf@caict.ac.cn <http://www.caict.ac.cn>

Glossary:

TSL	tissue simulating liquid
NORM _{x,y,z}	sensitivity in free space
ConvF	sensitivity in TSL / NORM _{x,y,z}
DCP	diode compression point
CF	crest factor (1/duty_cycle) of the RF signal
A,B,C,D	modulation dependent linearization parameters
Polarization Φ	Φ rotation around probe axis
Polarization θ	θ rotation around an axis that is in the plane normal to probe axis (at measurement center), i $\theta=0$ is normal to probe axis

Connector Angle information used in DASY system to align probe sensor X to the robot coordinate system

Calibration is Performed According to the Following Standards:

- a) IEEE Std 1528-2013, "IEEE Recommended Practice for Determining the Peak Spatial-Averaged Specific Absorption Rate (SAR) in the Human Head from Wireless Communications Devices: Measurement Techniques", June 2013
- b) IEC 62209-1, "Measurement procedure for the assessment of Specific Absorption Rate (SAR) from hand-held and body-mounted devices used next to the ear (frequency range of 300 MHz to 6 GHz)", July 2016
- c) IEC 62209-2, "Procedure to determine the Specific Absorption Rate (SAR) for wireless communication devices used in close proximity to the human body (frequency range of 30 MHz to 6 GHz)", March 2010
- d) KDB 865664, "SAR Measurement Requirements for 100 MHz to 6 GHz"

Methods Applied and Interpretation of Parameters:

- NORM_{x,y,z}: Assessed for E-field polarization $\theta=0$ ($f \leq 900\text{MHz}$ in TEM-cell; $f > 1800\text{MHz}$: waveguide). NORM_{x,y,z} are only intermediate values, i.e., the uncertainties of NORM_{x,y,z} does not effect the E^2 -field uncertainty inside TSL (see below ConvF).
- NORM(f)_{x,y,z} = NORM_{x,y,z} * frequency_response (see Frequency Response Chart). This linearization is implemented in DASY4 software versions later than 4.2. The uncertainty of the frequency response is included in the stated uncertainty of ConvF.
- DCP_{x,y,z}: DCP are numerical linearization parameters assessed based on the data of power sweep (no uncertainty required). DCP does not depend on frequency nor media.
- PAR: PAR is the Peak to Average Ratio that is not calibrated but determined based on the signal characteristics.
- Ax,y,z; Bx,y,z; Cx,y,z; VRx,y,z: A,B,C are numerical linearization parameters assessed based on the data of power sweep for specific modulation signal. The parameters do not depend on frequency nor media. VR is the maximum calibration range expressed in RMS voltage across the diode.
- ConvF and Boundary Effect Parameters: Assessed in flat phantom using E-field (or Temperature Transfer Standard for $f \leq 800\text{MHz}$) and inside waveguide using analytical field distributions based on power measurements for $f > 800\text{MHz}$. The same setups are used for assessment of the parameters applied for boundary compensation (alpha, depth) of which typical uncertainty valued are given. These parameters are used in DASY4 software to improve probe accuracy close to the boundary. The sensitivity in TSL corresponds to NORM_{x,y,z} * ConvF whereby the uncertainty corresponds to that given for ConvF. A frequency dependent ConvF is used in DASY version 4.4 and higher which allows extending the validity from $\pm 50\text{MHz}$ to $\pm 100\text{MHz}$.
- Spherical isotropy (3D deviation from isotropy): in a field of low gradients realized using a flat phantom exposed by a patch antenna.
- Sensor Offset: The sensor offset corresponds to the offset of virtual measurement center from the probe tip (on probe axis). No tolerance required.
- Connector Angle: The angle is assessed using the information gained by determining the NORM_x (no uncertainty required).

DASY/EASY – Parameters of Probe: EX3DV4 – SN: 7621

Basic Calibration Parameters

	Sensor X	Sensor Y	Sensor Z	Unc (k=2)
Norm($\mu\text{V}/(\text{V/m})^2$) ^A	0.75	0.69	0.56	±10.0%
DCP(mV) ^B	116.3	111.8	114.1	

Calibration Results for Modulation Response

UID	Communication System Name		A dB	B dB/μV	C	D dB	VR mV	Max Dev.	Max Unc ^E (k=2)
0	CW	X	0.0	0.0	1.0	0.00	245.0	±2.2%	±4.7%
		Y	0.0	0.0	1.0		228.9		
		Z	0.0	0.0	1.0		200.2		
10352-AAA	Pulse Waveform (200Hz, 10%)	X	1.58	60.00	5.98	10.00	60	±4.6%	±9.6%
		Y	1.66	60.00	6.30		60		
		Z	1.55	60.00	5.90		60		
10353-AAA	Pulse Waveform (200Hz, 20%)	X	1.00	60.00	4.70	6.99	80	±5.0%	±9.6%
		Y	1.16	60.00	5.35		80		
		Z	0.88	60.00	4.61		80		
10354-AAA	Pulse Waveform (200Hz, 40%)	X	0.56	60.00	3.40	3.98	95	±4.2%	±9.6%
		Y	0.72	60.00	4.43		95		
		Z	0.13	135.25	0.44		95		
10355-AAA	Pulse Waveform (200Hz, 60%)	X	15.06	149.56	3.00	2.22	120	±2.5%	±9.6%
		Y	19.78	144.48	5.80		120		
		Z	0.04	157.67	14.77		120		
10387-AAA	QPSK Waveform, 1 MHz	X	0.67	62.21	9.98	1.00	150	±4.8%	±9.6%
		Y	0.60	62.87	11.02		150		
		Z	0.60	62.46	10.17		150		
10388-AAA	QPSK Waveform, 10 MHz	X	1.35	64.07	12.55	0.00	150	±1.4%	±9.6%
		Y	1.43	65.73	13.69		150		
		Z	1.31	64.32	12.60		150		
10396-AAA	64-QAM Waveform, 100 kHz	X	2.08	68.01	18.04	3.01	150	±1.0%	±9.6%
		Y	1.90	66.41	17.71		150		
		Z	2.09	68.06	18.19		150		
10414-AAA	WLAN CCDF, 64-QAM, 40MHz	X	4.04	65.58	14.84	0.00	150	±5.2%	±9.6%
		Y	4.02	66.13	15.30		150		
		Z	3.92	65.71	14.88		150		

Note: For details on UID parameters see Appendix

The reported uncertainty of measurement is stated as the standard uncertainty of Measurement multiplied by the coverage factor $k=2$, which for a normal distribution Corresponds to a coverage probability of approximately 95%.

^A The uncertainties of Norm X, Y, Z do not affect the E²-field uncertainty inside TSL (see Page 5).

^B Numerical linearization parameter: uncertainty not required.

^E Uncertainty is determined using the max. deviation from linear response applying rectangular distribution and is expressed for the square of the field value.



Add: No.52 HuaYuanBei Road, Haidian District, Beijing, 100191, China
Tel: +86-10-62304633-2117
E-mail: emf@caict.ac.cn http://www.caict.ac.cn


DASY/EASY – Parameters of Probe: EX3DV4 – SN: 7621

Sensor Model Parameters

	C1 fF	C2 fF	α V ⁻¹	T1 ms.V ⁻²	T2 ms.V ⁻¹	T3 ms	T4 V ⁻²	T5 V ⁻¹	T6
X	15.06	105.97	31.62	5.46	0.00	4.90	0.72	0.00	1.02
Y	12.33	88.55	32.92	13.24	0.00	4.90	0.18	0.05	1.02
Z	12.49	87.81	31.63	2.66	0.00	4.90	0.76	0.00	1.02

Other Probe Parameters

Sensor Arrangement	Triangular
Connector Angle (°)	136
Mechanical Surface Detection Mode	enabled
Optical Surface Detection Mode	disable
Probe Overall Length	337mm
Probe Body Diameter	10mm
Tip Length	9mm
Tip Diameter	2.5mm
Probe Tip to Sensor X Calibration Point	1mm
Probe Tip to Sensor Y Calibration Point	1mm
Probe Tip to Sensor Z Calibration Point	1mm
Recommended Measurement Distance from Surface	1.4mm



Add: No.52 HuaYuanBei Road, Haidian District, Beijing, 100191, China
 Tel: +86-10-62304633-2117
 E-mail: emf@caict.ac.cn <http://www.caict.ac.cn>

DASY/EASY – Parameters of Probe: EX3DV4 – SN:7621

Calibration Parameter Determined in Head Tissue Simulating Media

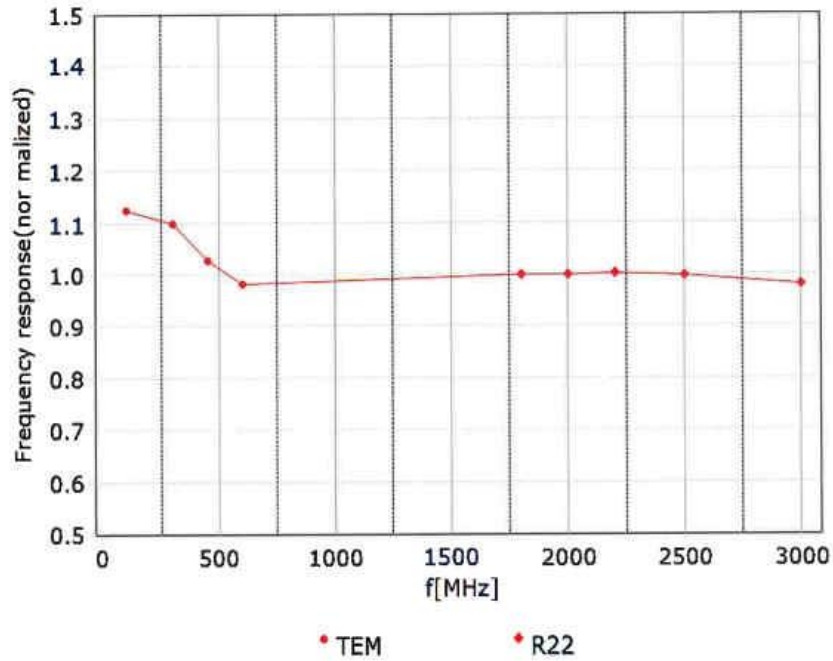
f [MHz] ^C	Relative Permittivity ^F	Conductivity (S/m) ^F	ConvF X	ConvF Y	ConvF Z	Alpha ^G	Depth ^G (mm)	Unct. (k=2)
750	41.9	0.89	11.02	11.02	11.02	0.14	1.34	±12.7%
900	41.5	0.97	10.53	10.53	10.53	0.16	1.38	±12.7%
1750	40.1	1.37	9.11	9.11	9.11	0.24	0.99	±12.7%
1900	40.0	1.40	8.76	8.76	8.76	0.28	0.95	±12.7%
2100	39.8	1.49	8.72	8.72	8.72	0.26	1.01	±12.7%
2300	39.5	1.67	8.50	8.50	8.50	0.65	0.68	±12.7%
2450	39.2	1.80	8.21	8.21	8.21	0.67	0.67	±12.7%
2600	39.0	1.96	8.02	8.02	8.02	0.65	0.68	±12.7%
3300	38.2	2.71	7.70	7.70	7.70	0.43	0.95	±13.9%
3500	37.9	2.91	7.52	7.52	7.52	0.41	1.00	±13.9%
3700	37.7	3.12	7.31	7.31	7.31	0.43	1.04	±13.9%
3900	37.5	3.32	7.09	7.09	7.09	0.35	1.50	±13.9%
4100	37.2	3.53	7.10	7.10	7.10	0.40	1.15	±13.9%
5250	35.9	4.71	5.95	5.95	5.95	0.45	1.40	±13.9%
5600	35.5	5.07	5.25	5.25	5.25	0.50	1.35	±13.9%
5800	35.3	5.27	5.33	5.33	5.33	0.55	1.25	±13.9%

^C Frequency validity above 300 MHz of ±100MHz only applies for DASY v4.4 and higher (Page 2), else it is restricted to ±50MHz. The uncertainty is the RSS of ConvF uncertainty at calibration frequency and the uncertainty for the indicated frequency band. Frequency validity below 300 MHz is ± 10, 25, 40, 50 and 70 MHz for ConvF assessments at 30, 64, 128, 150 and 220 MHz respectively. Above 5 GHz frequency validity can be extended to ± 110 MHz.

^F At frequency up to 6 GHz, the validity of tissue parameters (ϵ and σ) can be relaxed to ±10% if liquid compensation formula is applied to measured SAR values. The uncertainty is the RSS of the ConvF uncertainty for indicated target tissue parameters.

^G Alpha/Depth are determined during calibration. SPEAG warrants that the remaining deviation due to the boundary effect after compensation is always less than ± 1% for frequencies below 3 GHz and below ± 2% for the frequencies between 3-6 GHz at any distance larger than half the probe tip diameter from the boundary.

Frequency Response of E-Field (TEM-Cell: ifi110 EXX, Waveguide: R22)

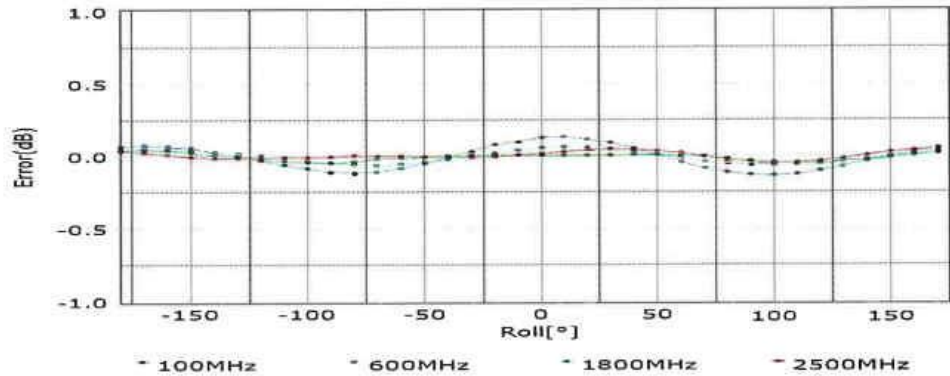
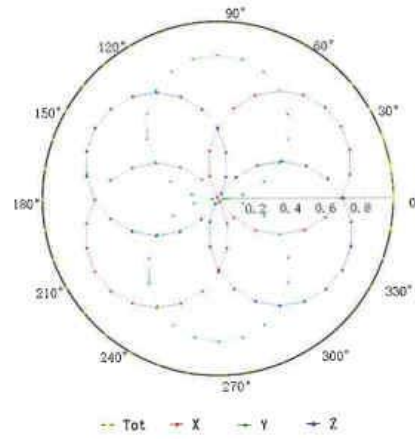
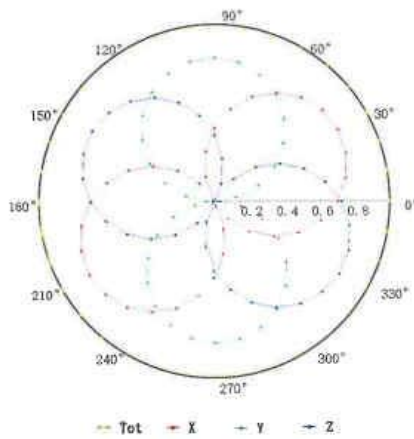


Uncertainty of Frequency Response of E-field: $\pm 7.4\%$ ($k=2$)

Receiving Pattern (Φ), $\theta=0^\circ$

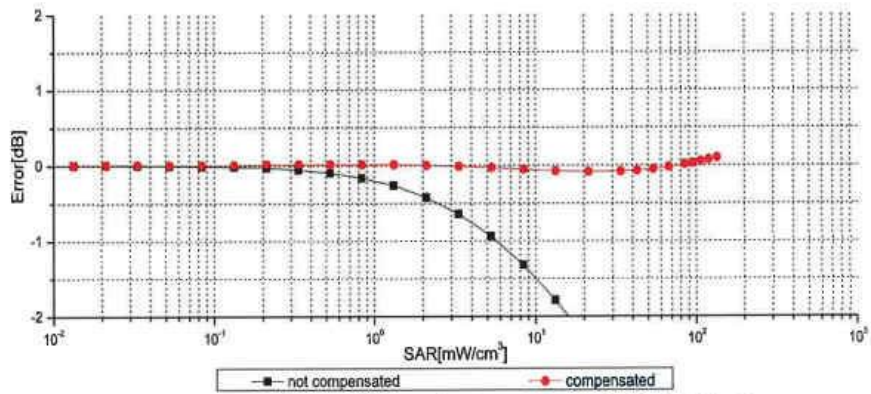
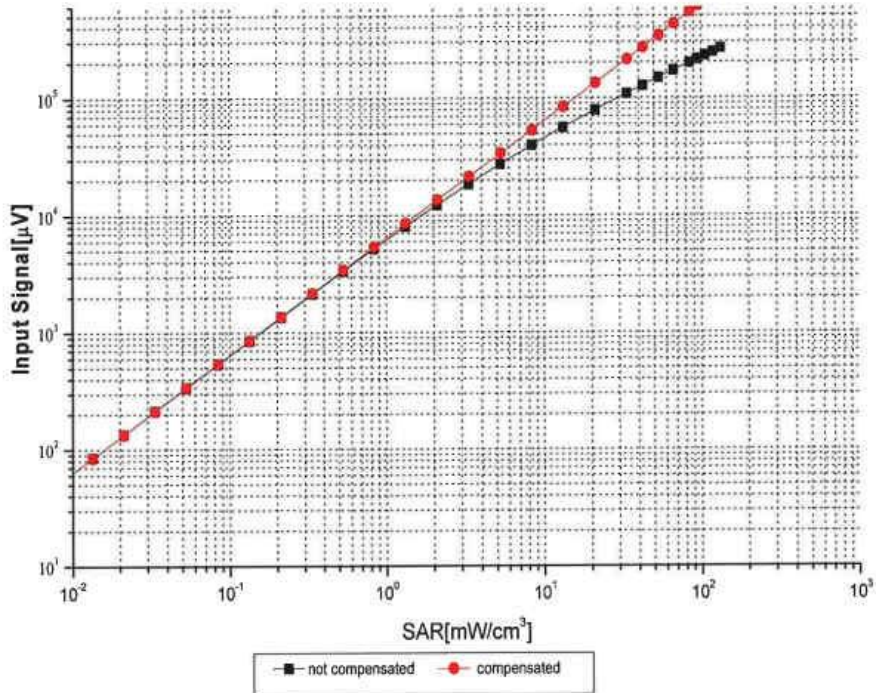
f=600 MHz, TEM

f=1800 MHz, R22



Uncertainty of Axial Isotropy Assessment: $\pm 1.2\%$ ($k=2$)

Dynamic Range f(SAR_{head}) (TEM cell, f = 900 MHz)



Uncertainty of Linearity Assessment: ±0.9% (k=2)