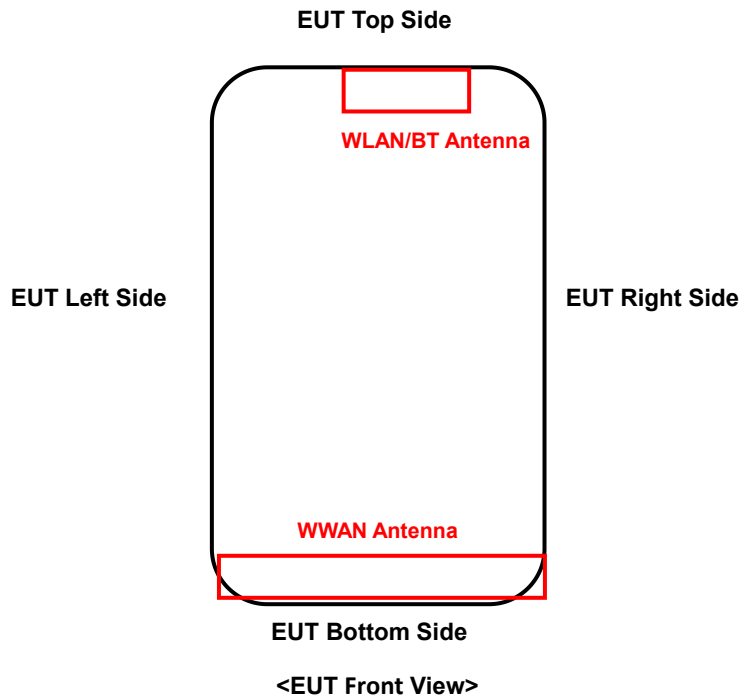


FCC SAR Test Report

<Photographs of EUT>



<Antenna Location>



The separation distance for antenna to edge:

Antenna	Overall diagonal(mm)	Display diagonal(mm)	To Left Side (mm)	To Right Side (mm)	To Top Side (mm)	To Bottom Side (mm)
WWAN Antenna	168	150	0	0	140.2	0
WLAN/BT Antenna			45.01	20.03	0	150.03


FCC SAR Test Report

Antenna	Supported bands
WWAN Antenna	LTE Band 2/4/5/12/14/30 WCDMA 2/4/5
WLAN/BT Antenna	WLAN 2.4G/5G, BT


<Photographs of SAR Setup>




Right Cheek



Left Cheek




Right Tilted



Left Tilted


FCC SAR Test Report




Front Face of EUT with 1.0 cm Gap




Rear Face of EUT with 1.0 cm Gap




Left Side of EUT with 1.0 cm Gap



Right Side of EUT with 1.0 cm Gap




Top Side of EUT with 1.0 cm Gap




Bottom Side of EUT with 1.0 cm Gap

FCC SAR Test Report




Rear Face of EUT with 1.9 cm Gap




Front Face of EUT with 0 cm Gap



Rear Face of EUT with 0 cm Gap



Right Side of EUT with 0 cm Gap



Left Side of EUT with 0 cm Gap



Top Side of EUT with 0 cm Gap