



Test Report No.: W7L-220503W001RF06



VARIANT FCC TEST REPORT (PART 27)


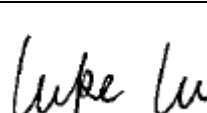
Applicant:	COOSEA GROUP (HK) COMPANY LIMITED
Address:	UNIT 5-6 16/F MULTIFIELD PLAZA 3-7A PRAT AVENUE TSIMSHATSUI KL, HONG KONG, CHINA

Manufacturer or Supplier:	COOSEA GROUP (HK) COMPANY LIMITED
Address:	UNIT 5-6 16/F MULTIFIELD PLAZA 3-7A PRAT AVENUE TSIMSHATSUI KL, HONG KONG, CHINA
Product:	LTE Smartphone
Brand Name:	Cricket
Model Name:	SL100EA
FCC ID:	2A28USL100EA
Date of tests:	Oct. 27, 2021 ~ Jun. 08, 2022

The tests have been carried out according to the requirements of the following standard:

- FCC Part 27, Subpart C, M ANSI/TIA/EIA-603-D
- FCC Part 2 ANSI/TIA/EIA-603-E ANSI C63.26-2015

CONCLUSION: The submitted sample was found to COMPLY with the test requirement

Prepared by Simon Wang Engineer / Mobile Department	Approved by Luke Lu Manager / Mobile Department
 Date: Jun. 08, 2022	 Date: Jun. 08, 2022

This report is governed by, and incorporates by reference, the Conditions of Testing as posted at the date of issuance of this report at <http://www.bureauveritas.com/home/about-us/our-business/cps/about-us/terms-conditions/> and is intended for your exclusive use. Any copying or replication of this report to or for any other person or entity, or use of our name or trademark, is permitted only with our prior written permission. This report sets forth our findings solely with respect to the test samples identified herein. The results set forth in this report are not indicative or representative of the quality or characteristics of the lot from which a test sample was taken or any similar or identical product unless specifically and expressly noted. Our report includes all of the tests requested by you and the results thereof based upon the information that you provided to us. Measurement uncertainty is only provided upon request for accredited tests. Statements of conformity are based on simple acceptance criteria without taking measurement uncertainty into account, unless otherwise requested in writing. You have 60 days from date of issuance of this report to notify us of any material error or omission caused by our negligence or if you require measurement uncertainty; provided, however, that such notice shall be in writing and shall specifically address the issue you wish to raise. A failure to raise such issue within the prescribed time shall constitute your unqualified acceptance of the completeness of this report, the tests conducted and the correctness of the report contents.



TABLE OF CONTENTS

RELEASE CONTROL RECORD	4
1 SUMMARY OF TEST RESULTS	5
1.1 MEASUREMENT UNCERTAINTY	6
1.2 TEST SITE AND INSTRUMENTS	6
2 GENERAL INFORMATION	8
2.1 GENERAL DESCRIPTION OF EUT	8
2.2 CONFIGURATION OF SYSTEM UNDER TEST	12
2.3 DESCRIPTION OF SUPPORT UNITS	13
2.4 TEST ITEM AND TEST CONFIGURATION	13
2.5 GENERAL DESCRIPTION OF APPLIED STANDARDS	19
3 TEST TYPES AND RESULTS	20
3.1 OUTPUT POWER MEASUREMENT	20
3.1.1 LIMITS OF OUTPUT POWER MEASUREMENT	20
3.1.2 TEST PROCEDURES	20
3.1.3 TEST SETUP	21
3.1.4 TEST RESULTS	22
3.2 FREQUENCY STABILITY MEASUREMENT	47
3.2.1 LIMITS OF FREQUENCY STABILITY MEASUREMENT	47
3.2.2 TEST PROCEDURE	47
3.2.3 TEST SETUP	47
3.2.4 TEST RESULTS	48
3.3 OCCUPIED BANDWIDTH MEASUREMENT	49
3.3.1 LIMITS OF OCCUPIED BANDWIDTH MEASUREMENT	49
3.3.2 TEST SETUP	49
3.3.3 TEST PROCEDURES	49
3.3.4 TEST RESULTS	50
3.4 BAND EDGE MEASUREMENT	51
3.4.1 LIMITS OF BAND EDGE MEASUREMENT	51
3.4.2 TEST SETUP	51
3.4.3 TEST PROCEDURES	52
3.4.4 TEST RESULTS	53
3.5 CONDUCTED SPURIOUS EMISSIONS	54
3.5.1 LIMITS OF CONDUCTED SPURIOUS EMISSIONS MEASUREMENT	54
3.5.2 TEST PROCEDURE	54
3.5.3 TEST SETUP	54
3.5.4 TEST RESULTS	55
3.6 RADIATED EMISSION MEASUREMENT	56
3.6.1 LIMITS OF RADIATED EMISSION MEASUREMENT	56
3.6.2 TEST PROCEDURES	56
3.6.3 DEVIATION FROM TEST STANDARD	56
3.6.4 TEST SETUP	57
3.6.5 TEST RESULTS	59
3.7 PEAK TO AVERAGE RATIO	103
3.7.1 LIMITS OF PEAK TO AVERAGE RATIO MEASUREMENT	103
3.7.2 TEST SETUP	103
3.7.3 TEST PROCEDURES	103
3.7.4 TEST RESULTS	104



**BUREAU
VERITAS**

Test Report No.: W7L-220503W001RF06

4 INFORMATION ON THE TESTING LABORATORIES	105
5 MODIFICATIONS RECORDERS FOR ENGINEERING CHANGES TO THE EUT BY THE LAB	106
6 APPENDIX A.....	107
WCDMA BAND 4.....	107
LTE BAND4.....	118



Test Report No.: W7L-220503W001RF06

RELEASE CONTROL RECORD

ISSUE NO.	REASON FOR CHANGE	DATE ISSUED
W7L-P21100025RF06	Original release	Dec. 24, 2021
W7L-220503W001RF06	Based on the original report W7L-P21100025RF06 changing SW version and adding 3G function. Again Verify the RSE, power and adding 3G data.	Jun. 08, 2022

1 SUMMARY OF TEST RESULTS

The EUT has been tested according to the following specifications:

APPLIED STANDARD: FCC Part 27 & Part 2		
STANDARD SECTION	TEST TYPE AND LIMIT	RESULT
§2.1046	Conducted Output Power	Compliance
§27.50(a)(3) §27.50(d)(4)	Equivalent Isotropically Radiated Power (Band4) (Band30)	Compliance
§27.50(c)(10)	Equivalent Radiated Power (Band12)	Compliance
§2.1055 §27.54	Frequency Stability	Compliance
§2.1049	Occupied Bandwidth	Compliance
§2.1051 §27.53(g) §27.53(a)(4) §27.53(h)	Band Edge Measurements	Compliance
§2.1051 §27.53(g) §27.53(h) §27.53(a)(4)	Conducted Spurious Emissions	Compliance
§2.1053 §27.53(g) §27.53(h) §27.53(a)(4)	Radiated Spurious Emissions	Compliance
NA	Peak to average ratio	Compliance

Note: Except the data of RSE and power, other data please refer to APPENDIX



1.1 MEASUREMENT UNCERTAINTY

Where relevant, the following measurement uncertainty levels have been estimated for tests performed on the EUT as specified in CISPR 16-4-2:

MEASUREMENT	UNCERTAINTY
Frequency Stability	±76.97Hz
Radiated emissions & Radiated Power (30MHz~1GMHz)	±4.98dB
Radiated emissions & Radiated Power (1GMHz ~6GMHz)	±4.70dB
Radiated emissions (6GMHz ~18GMHz)	±4.60dB
Radiated emissions (18GMHz ~40GMHz)	±4.12dB
Conducted emissions	±4.01dB
Occupied Channel Bandwidth	±43.58KHz
Conducted Output power	±2.06dB
Band Edge Measurements	±4.70dB

This uncertainty represents an expanded uncertainty expressed at approximately the 95% confidence level using a coverage factor of k=2.

1.2 TEST SITE AND INSTRUMENTS

Equipment	Manufacturer	Model No.	Serial No.	Last Cal.	Next Cal.
MXE EMI Receiver	KEYSIGHT	N9038A-544	MY54450026	Apr. 22,21	Apr. 21,22
MXE EMI Receiver	KEYSIGHT	N9038A-544	MY54450026	Apr. 21,22	Apr. 20,23
EXA Signal Analyzer	KEYSIGHT	N9010A-544	MY54510355	Jun. 03,21	Jun. 02,22
EXA Signal Analyzer	KEYSIGHT	N9010A-544	MY54510355	Jun. 02,22	Jun. 01,23
Loop Antenna	Schwarzbeck	FMZB 1519B	1519B-051	Feb. 14.20	Feb. 13.23
Bilog Antenna	ETS-LINDGREN	3143B	00161965	Mar. 05,21	Mar. 04,22
Bilog Antenna	ETS-LINDGREN	3143B	00161965	Mar. 04,22	Mar. 03,23
Horn Antenna	ETS-LINDGREN	3117	00168692	Apr. 02,21	Apr. 01,22
Horn Antenna	ETS-LINDGREN	3117	00168692	Apr. 01,22	Mar. 31,23
Horn Antenna (18GHz-40GHz)	N/A	QWH-SL-18-40-K-SG/QMS-00361	15433	Aug. 25, 21	Aug. 24, 22
Radio Communication Analyzer	ANRITSU	MT8820C	6201465426	Feb. 25,21	Feb. 24,22
Radio Communication Analyzer	ANRITSU	MT8820C	6201465426	Feb. 24,22	Feb. 23,23
Signal Pre-Amplifier	EMSI	EMC 9135	980249	Jun. 02,21	Jun. 01,22
Signal Pre-Amplifier	EMSI	EMC 9135	980249	Jun. 01,22	May. 31,23
Signal Pre-Amplifier	EMSI	EMC 012645B	980257	Jun. 03,21	Jun. 02,22
Signal Pre-Amplifier	EMSI	EMC 012645B	980257	Jun. 02,22	Jun. 01,23
Signal Pre-Amplifier	EMSI	EMC 184045B	980259	Apr. 22,21	Apr. 21,22
Signal Pre-Amplifier	EMSI	EMC 184045B	980259	Apr. 21,22	Apr. 20,23



BUREAU
VERITAS

Test Report No.: W7L-220503W001RF06

3m Semi-anechoic Chamber	ETS-LINDGREN	9m*6m*6m	Euroshieldpn-CT0001143-1216	May. 19,20	May. 18,23
Test Software	E3	V 9.160323	N/A	N/A	N/A
Test Software	ADT	ADT_Radiated_V 7.6.15.9.2	N/A	N/A	N/A
10dB Attenuator	JFW/USA	50HF-010-SMA	1505	Jun. 03,21	Jun. 02,22
10dB Attenuator	JFW/USA	50HF-010-SMA	1505	Jun. 02,22	Jun. 01,23
Power Meter	Anritsu	ML2495A	1506002	Apr. 07,21	Apr. 06,22
Power Meter	Anritsu	ML2495A	1506002	Apr. 06,22	Apr. 05,23
Power Sensor	Anritsu	MA2411B	1339352	May. 07,21	May. 06,22
Power Sensor	Anritsu	MA2411B	1339352	May. 06,22	May. 05,23
Temperature Chamber	ESPEC	SH-242	93000855	Jun. 02,21	Jun. 01,22
Temperature Chamber	ESPEC	SH-242	93000855	Jun. 01,22	May. 31,23
MXG Analog Microwave Signal Generator	KEYSIGHT	N5183A	MY50143024	Mar. 05,21	Mar. 04,22
MXG Analog Microwave Signal Generator	KEYSIGHT	N5183A	MY50143024	Mar. 04,22	Mar. 03,23
Power Divider	MCLI/USA	PS2-15	24880	N/A	N/A

- NOTE:**
1. The calibration interval of the above test instruments is 12 months or 36 months and the calibrations are traceable to CEPREI/CHINA, GRGT/CHINA and NIM/CHINA.
 2. The test was performed in 3m Semi-anechoic Chamber and RF Oven Room.
 3. The horn antenna is used only for the measurement of emission frequency above 1GHz if tested.
 4. The FCC Site Registration No. is 525120; The Designation No. is CN1171.

2 GENERAL INFORMATION

2.1 GENERAL DESCRIPTION OF EUT

PRODUCT	LTE Smartphone	
BRAND NAME	Cricket	
MODEL NAME	SL100EA	
NOMINAL VOLTAGE	5.0Vdc(adapter or host equipment) 3.85Vdc (Li-ion, battery)	
MODULATION TECHNOLOGY	WCDMA IV	BPSK, QPSK
	LTE	QPSK, 16QAM, 64QAM
FREQUENCY RANGE	WCDMA IV	1712.4MHz ~ 1752.6MHz
	LTE Band 4 Channel Bandwidth: 1.4MHz	1710.7MHz ~ 1754.3MHz
	LTE Band 4 Channel Bandwidth: 3MHz	1711.5MHz ~ 1753.5MHz
	LTE Band 4 Channel Bandwidth: 5MHz	1712.5MHz ~ 1752.5MHz
	LTE Band 4 Channel Bandwidth: 10MHz	1715MHz ~ 1750MHz
	LTE Band 4 Channel Bandwidth: 15MHz	1717.5MHz ~ 1747.5 MHz
	LTE Band 4 Channel Bandwidth: 20MHz	1720MHz ~ 1745MHz
	LTE Band 12 Channel Bandwidth: 1.4MHz	699.7MHz ~ 715.3MHz
	LTE Band 12 Channel Bandwidth: 3MHz	700.5MHz ~ 714.5MHz
	LTE Band 12 Channel Bandwidth: 5MHz	701.5MHz ~ 713.5MHz
	LTE Band 12 Channel Bandwidth: 10MHz	704MHz ~ 711MHz
	LTE Band 30 Channel Bandwidth: 5MHz	2307.5MHz ~ 2312.5MHz
	LTE Band 30 Channel Bandwidth: 10MHz	2310MHz



Test Report No.: W7L-220503W001RF06

EMISSION DESIGNATOR	WCDMA IV	4M19F9W
	LTE Band 4 Channel Bandwidth: 1.4MHz	QPSK: 1M12G7D
		16QAM: 1M12W7D
		64QAM: 1M12W7D
	LTE Band 4 Channel Bandwidth: 3MHz	QPSK: 2M73G7D
		16QAM: 2M73W7D
		64QAM: 2M74W7D
	LTE Band 4 Channel Bandwidth: 5MHz	QPSK: 4M55G7D
		16QAM: 4M56W7D
		64QAM: 4M54W7D
	LTE Band 4 Channel Bandwidth: 10MHz	QPSK: 9M10G7D
		16QAM: 9M06W7D
		64QAM: 9M09W7D
	LTE Band 4 Channel Bandwidth: 15MHz	QPSK: 13M6G7D
		16QAM: 13M6W7D
		64QAM: 13M6W7D
	LTE Band 4 Channel Bandwidth: 20MHz	QPSK: 18M2G7D
		16QAM: 18M2W7D
		64QAM: 18M1W7D
	LTE Band 12 Channel Bandwidth: 1.4MHz	QPSK: 1M12G7D
		16QAM: 1M12W7D
		64QAM: 1M12W7D
	LTE Band 12 Channel Bandwidth: 3MHz	QPSK: 2M74G7D
		16QAM: 2M73W7D
64QAM: 2M73W7D		
LTE Band 12 Channel Bandwidth: 5MHz	QPSK: 4M59G7D	
	16QAM: 4M60W7D	
	64QAM: 4M59W7D	
LTE Band 12 Channel Bandwidth: 10MHz	QPSK: 9M09G7D	
	16QAM: 9M12W7D	
	64QAM: 9M10W7D	
LTE Band 30 Channel Bandwidth: 5MHz	QPSK: 4M55G7D	
	16QAM: 4M56W7D	
	64QAM: 4M55W7D	
LTE Band 30 Channel Bandwidth: 10MHz	QPSK: 9M08G7D	
	16QAM: 9M06W7D	
	64QAM: 9M05W7D	
MAX. EIRP POWER	WCDMA IV	144.21mW
	LTE Band 4 Channel Bandwidth: 1.4MHz	203.24mW



**BUREAU
VERITAS**

Test Report No.: W7L-220503W001RF06

	LTE Band 4 Channel Bandwidth: 3MHz	203.24mW
	LTE Band 4 Channel Bandwidth: 5MHz	201.84mW
	LTE Band 4 Channel Bandwidth: 10MHz	203.24mW
	LTE Band 4 Channel Bandwidth: 15MHz	202.77mW
	LTE Band 4 Channel Bandwidth: 20MHz	204.17mW
	LTE Band 12 Channel Bandwidth: 1.4MHz	101.86mW
	LTE Band 12 Channel Bandwidth: 3MHz	101.86mW
	LTE Band 12 Channel Bandwidth: 5MHz	101.86mW
	LTE Band 12 Channel Bandwidth: 10MHz	102.33mW
	LTE Band 30 Channel Bandwidth: 5MHz	182.39mW
	LTE Band 30 Channel Bandwidth: 10MHz	182.81mW
	ANTENNA TYPE	PIFA Antenna with -0.8dBi gain for WCDMA IV PIFA Antenna with -0.8dBi gain for LTE B4 PIFA Antenna with -1.8dBi gain for LTE B12 PIFA Antenna with -1.1dBi gain for LTE B30
HW VERSION	1.0	
SW VERSION	SL100EAC20101	
I/O PORTS	Refer to user's manual	
CABLE SUPPLIED	USB cable: unshielded without ferrite, 1.0meter	
EXTREME TEMPERATURE	-10-55 °C	
EXTREME VOLTAGE	3.6V - 4.4V	



**BUREAU
VERITAS**

Test Report No.: W7L-220503W001RF06

NOTE:

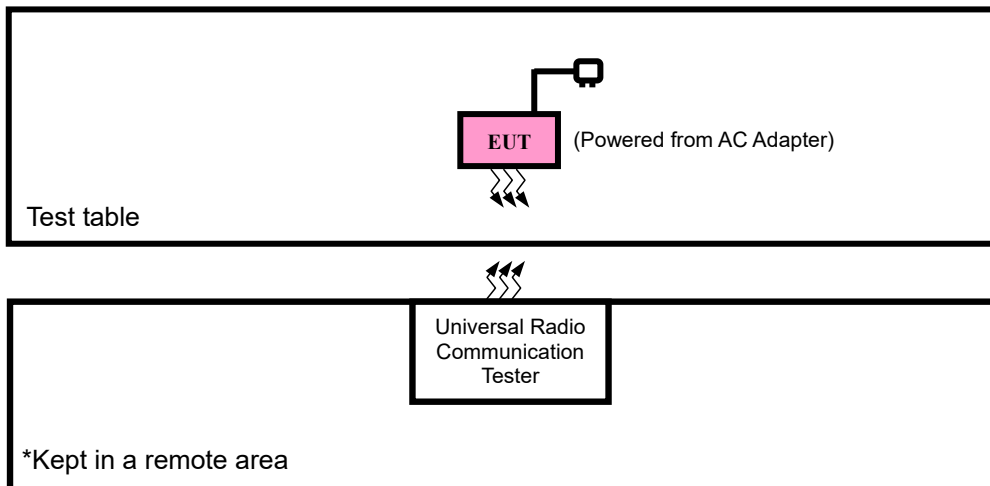
1. For a more detailed features description, please refer to the manufacturer's specifications or the user's manual.
2. For the test results, the EUT had been tested with all conditions. But only the worst case was shown in test report.

List of Accessory:

ACCESSORIES	BRAND	MANUFACTURER	MODEL	SPECIFICATION
Battery	COOSEA	ZHONGSHAN TIANMAO BATTERY CO., LTD	BL-A32CT	Capacity: 3.85 Vdc, 3450mAh
AC Adapter	COOSEA	Guangdong Beicom Electronics Co., Ltd.	U312E0A05020 0	I/P:100-240V,50/60Hz,0.35A, O/P: 5.0V,2.0A 10.0W
USB Cable	COOSEA	Wivtak	TP-C0028-B3	Signal Line, 1.0meter

2.2 CONFIGURATION OF SYSTEM UNDER TEST

FOR RADIATION EMISSION TEST



2.3 DESCRIPTION OF SUPPORT UNITS

The EUT has been tested as an independent unit together with other necessary accessories or support units. The following support units or accessories were used to form a representative test configuration during the tests.

NO.	PRODUCT	BRAND	MODEL NO.	SERIAL NO.	FCC ID
1	DC source	LONG WEI	PS-6403D	010934269	N/A

NO.	SIGNAL CABLE DESCRIPTION OF THE ABOVE SUPPORT UNITS
1	DC Line: Unshielded, Detachable 1.8m

2.4 TEST ITEM AND TEST CONFIGURATION

Pre-Scan has been conducted to determine the worst-case mode from all possible combinations between available modulations, data rates, XYZ axis and antenna ports. The worst case was found when positioned on Y-plane for EIRP and X-axis for radiated emission. Following channel(s) was (were) selected for the final test as listed below:

DESCRIPTION
EUT + Adapter + USB Cable with WCDMA or LTE link

WCDMA MODE

TEST ITEM	AVAILABLE CHANNEL	TESTED CHANNEL	MODE
EIRP	1312 to 1513	1312, 1413, 1513	WCDMA
FREQUENCY STABILITY	1312 to 1513	1312, 1413, 1513	WCDMA
OCCUPIED BANDWIDTH	1312 to 1513	1312, 1413, 1513	WCDMA
BAND EDGE	1312 to 1513	1312, 1513	WCDMA
PEAK TO AVERAGE RATIO	1312 to 1513	1312, 1413, 1513	WCDMA
CONDCUDED EMISSION	1312 to 1513	1312, 1413, 1513	WCDMA
RADIATED EMISSION	1312 to 1513	1312, 1413, 1513	WCDMA



Test Report No.: W7L-220503W001RF06

LTE BAND 4 MODE

TEST ITEM	AVAILABLE CHANNEL	TESTED CHANNEL	CHANNEL BANDWIDTH	MODULATION	MODE
EIRP	19957 to 20393	19957, 20175, 20393	1.4MHz	QPSK, 16QAM, 64QAM	1 RB / 0 RB Offset
	19965 to 20385	19965, 20175, 20385	3MHz	QPSK, 16QAM, 64QAM	1 RB / 0 RB Offset
	19975 to 20375	19975, 20175, 20375	5MHz	QPSK, 16QAM, 64QAM	1 RB / 0 RB Offset
	20000 to 20350	20000, 20175, 20350	10MHz	QPSK, 16QAM, 64QAM	1 RB / 0 RB Offset
	20025 to 20325	20025, 20175, 20325	15MHz	QPSK, 16QAM, 64QAM	1 RB / 0 RB Offset
	20050 to 20300	20050, 20175, 20300	20MHz	QPSK, 16QAM, 64QAM	1 RB / 0 RB Offset
FREQUENCY STABILITY	19957 to 20393	19957, 20393	1.4MHz	QPSK, 16QAM, 64QAM	1 RB / 0 RB Offset
	19965 to 20385	19965, 20385	3MHz	QPSK, 16QAM, 64QAM	1 RB / 0 RB Offset
	19975 to 20375	19975, 20375	5MHz	QPSK, 16QAM, 64QAM	1 RB / 0 RB Offset
	20000 to 20350	20000, 20350	10MHz	QPSK, 16QAM, 64QAM	1 RB / 0 RB Offset
	20025 to 20325	20025, 20325	15MHz	QPSK, 16QAM, 64QAM	1 RB / 0 RB Offset
	20050 to 20300	20050, 20300	20MHz	QPSK, 16QAM, 64QAM	1 RB / 0 RB Offset
OCCUPIED BANDWIDTH	19957 to 20393	19957, 20175, 20393	1.4MHz	QPSK, 16QAM, 64QAM	6 RB / 0 RB Offset
	19965 to 20385	19965, 20175, 20385	3MHz	QPSK, 16QAM, 64QAM	15 RB / 0 RB Offset
	19975 to 20375	19975, 20175, 20375	5MHz	QPSK, 16QAM, 64QAM	25 RB / 0 RB Offset
	20000 to 20350	20000, 20175, 20350	10MHz	QPSK, 16QAM, 64QAM	50 RB / 0 RB Offset
	20025 to 20325	20025, 20175, 20325	15MHz	QPSK, 16QAM, 64QAM	75 RB / 0 RB Offset
	20050 to 20300	20050, 20175, 20300	20MHz	QPSK, 16QAM, 64QAM	100 RB / 0 RB Offset
PEAK TO AVERAGE RATIO	19957 to 20393	19957, 20175, 20393	1.4MHz	QPSK, 16QAM, 64QAM	1 RB / 0 RB Offset
	19965 to 20385	19965, 20175, 20385	3MHz	QPSK, 16QAM, 64QAM	1 RB / 0 RB Offset
	19975 to 20375	19975, 20175, 20375	5MHz	QPSK, 16QAM, 64QAM	1 RB / 0 RB Offset
	20000 to 20350	20000, 20175, 20350	10MHz	QPSK, 16QAM, 64QAM	1 RB / 0 RB Offset
	20025 to 20325	20025, 20175, 20325	15MHz	QPSK, 16QAM, 64QAM	1 RB / 0 RB Offset
	20050 to 20300	20050, 20175, 20300	20MHz	QPSK, 16QAM, 64QAM	1 RB / 0 RB Offset
BAND EDGE	19957 to 20393	19957	1.4MHz	QPSK, 16QAM, 64QAM	1 RB / 0 RB Offset
					6 RB / 0 RB Offset
		20393	1.4MHz	QPSK, 16QAM, 64QAM	1 RB / 5 RB Offset
					6 RB / 0 RB Offset
	19965 to 20385	19965	3MHz	QPSK, 16QAM, 64QAM	1 RB / 0 RB Offset
					15 RB / 0 RB Offset
		20385	3MHz	QPSK, 16QAM, 64QAM	1 RB / 14 RB Offset
					15 RB / 0 RB Offset
	19975 to 20375	19975	5MHz	QPSK, 16QAM, 64QAM	1 RB / 0 RB Offset
					25 RB / 0 RB Offset
		20375	5MHz	QPSK, 16QAM, 64QAM	1 RB / 24 RB Offset
					25 RB / 0 RB Offset
20000 to 20350	20000	10MHz	QPSK, 16QAM, 64QAM	1 RB / 0 RB Offset	
				50 RB / 0 RB Offset	
	20350	10MHz	QPSK, 16QAM, 64QAM	1 RB / 49 RB Offset	
				50 RB / 0 RB Offset	



Test Report No.: W7L-220503W001RF06

BAND EDGE	20025 to 20325	20025	15MHz	QPSK, 16QAM, 64QAM	1 RB / 0 RB Offset
					75 RB / 0 RB Offset
	20050 to 20300	20325	15MHz	QPSK, 16QAM, 64QAM	1 RB / 74 RB Offset
					75 RB / 0 RB Offset
		20050	20MHz	QPSK, 16QAM, 64QAM	1 RB / 0 RB Offset
					100 RB / 0 RB Offset
	20300	20MHz	QPSK, 16QAM, 64QAM	1 RB / 99 RB Offset	
				100 RB / 0 RB Offset	
CONDCUDED EMISSION	19957 to 20393	19957, 20175, 20393	1.4MHz	QPSK, 16QAM, 64QAM	1 RB / 0 RB Offset
	19965 to 20385	19965, 20175, 20385	3MHz	QPSK, 16QAM, 64QAM	1 RB / 0 RB Offset
	19975 to 20375	19975, 20175, 20375	5MHz	QPSK, 16QAM, 64QAM	1 RB / 0 RB Offset
	20000 to 20350	20000, 20175, 20350	10MHz	QPSK, 16QAM, 64QAM	1 RB / 0 RB Offset
	20025 to 20325	20025, 20175, 20325	15MHz	QPSK, 16QAM, 64QAM	1 RB / 0 RB Offset
	20050 to 20300	20050, 20175, 20300	20MHz	QPSK, 16QAM, 64QAM	1 RB / 0 RB Offset
RADIATED EMISSION	19957 to 20393	19957, 20175, 20393	1.4MHz	QPSK	1 RB / 0 RB Offset
	19965 to 20385	20175	3MHz	QPSK	1 RB / 0 RB Offset
	19975 to 20375	20175	5MHz	QPSK	1 RB / 0 RB Offset
	20000 to 20350	20175	10MHz	QPSK	1 RB / 0 RB Offset
	20025 to 20325	20175	15MHz	QPSK	1 RB / 0 RB Offset
	20050 to 20300	20175	20MHz	QPSK	1 RB / 0 RB Offset

Note: This device was tested under all bandwidths, RB configurations and modulations. The worst case was found in QPSK modulation.

LTE BAND 12

TEST ITEM	AVAILABLE CHANNEL	TESTED CHANNEL	CHANNEL BANDWIDTH	MODULATION	MODE	
ERP	23017 to 23173	23017, 23095 , 23173	1.4MHz	QPSK, 16QAM, 64QAM	1 RB / 0 RB Offset	
	23025 to 23165	23025, 23095 ,23165	3MHz	QPSK, 16QAM, 64QAM	1 RB / 0 RB Offset	
	23035 to 23155	23035, 23095 ,23155	5MHz	QPSK, 16QAM, 64QAM	1 RB / 0 RB Offset	
	23060 to 23130	23060, 23095 ,23130	10MHz	QPSK, 16QAM, 64QAM	1 RB / 0 RB Offset	
FREQUENCY STABILITY	23017 to 23173	23017, 23173	1.4MHz	QPSK, 16QAM, 64QAM	1 RB / 0 RB Offset	
	23025 to 23165	23025, 23165	3MHz	QPSK, 16QAM, 64QAM	1 RB / 0 RB Offset	
	23035 to 23155	23035, 23155	5MHz	QPSK, 16QAM, 64QAM	1 RB / 0 RB Offset	
	23060 to 23130	23060, 23130	10MHz	QPSK, 16QAM, 64QAM	1 RB / 0 RB Offset	
OCCUPIED BANDWIDTH	23017 to 23173	23017, 23095 , 23173	1.4MHz	QPSK, 16QAM, 64QAM	6 RB / 0 RB Offset	
	23025 to 23165	23025, 23095 ,23165	3MHz	QPSK, 16QAM, 64QAM	15 RB / 0 RB Offset	
	23035 to 23155	23035, 23095 ,23155	5MHz	QPSK, 16QAM, 64QAM	25 RB / 0 RB Offset	
	23060 to 23130	23060, 23095 ,23130	10MHz	QPSK, 16QAM, 64QAM	50 RB / 0 RB Offset	
PEAK TO AVERAGE RATIO	23017 to 23173	23017, 23095 , 23173	1.4MHz	QPSK, 16QAM, 64QAM	1 RB / 0 RB Offset	
	23025 to 23165	23025, 23095 ,23165	3MHz	QPSK, 16QAM, 64QAM	1 RB / 0 RB Offset	
	23035 to 23155	23035, 23095 ,23155	5MHz	QPSK, 16QAM, 64QAM	1 RB / 0 RB Offset	
	23060 to 23130	23060, 23095 ,23130	10MHz	QPSK, 16QAM, 64QAM	1 RB / 0 RB Offset	
BAND EDGE	23017 to 23173	23017	1.4MHz	QPSK	1 RB / 0 RB Offset 6 RB / 0 RB Offset	
		23173	1.4MHz	QPSK	1 RB / 5 RB Offset 6 RB / 0 RB Offset	
	23025 to 23165	23025	3MHz	QPSK	1 RB / 0 RB Offset 15 RB / 0 RB Offset	
		23165	3MHz	QPSK	1 RB / 14 RB Offset 15 RB / 0 RB Offset	
	23035 to 23155	23035	5MHz	QPSK	1 RB / 0 RB Offset 25 RB / 0 RB Offset	
		23155	5MHz	QPSK	1 RB / 24 RB Offset 25 RB / 0 RB Offset	
	23060 to 23130	23060	10MHz	QPSK	1 RB / 0 RB Offset 50 RB / 0 RB Offset	
		23130	10MHz	QPSK	1 RB / 49 RB Offset 50 RB / 0 RB Offset	
	CONDCUDED EMISSION	23017 to 23173	23017, 23095 , 23173	1.4MHz	QPSK, 16QAM, 64QAM	1 RB / 0 RB Offset
		23025 to 23165	23025, 23095 ,23165	3MHz	QPSK, 16QAM, 64QAM	1 RB / 0 RB Offset
		23035 to 23155	23035, 23095 ,23155	5MHz	QPSK, 16QAM, 64QAM	1 RB / 0 RB Offset
		23060 to 23130	23060, 23095 ,23130	10MHz	QPSK, 16QAM, 64QAM	1 RB / 0 RB Offset
RADIATED EMISSION	23017 to 23173	23095	1.4MHz	QPSK	1 RB / 0 RB Offset	
	23025 to 23165	23095	3MHz	QPSK	1 RB / 0 RB Offset	
	23035 to 23155	23095	5MHz	QPSK	1 RB / 0 RB Offset	
	23060 to 23130	23060, 23095 ,23130	10MHz	QPSK	1 RB / 0 RB Offset	

Note: This device was tested under all bandwidths, RB configurations and modulations. The worst case was found in QPSK modulation.



**BUREAU
VERITAS**

Test Report No.: W7L-220503W001RF06

LTE BAND 30

TEST ITEM	AVAILABLE CHANNEL	TESTED CHANNEL	CHANNEL BANDWIDTH	MODULATION	MODE	
ERP	27685 to 27735	27685, 27710, 27735	5MHz	QPSK, 16QAM, 64QAM	1 RB / 0 RB Offset	
	27710	27710	10MHz	QPSK, 16QAM, 64QAM	1 RB / 0 RB Offset	
FREQUENCY STABILITY	27685 to 27735	27685, 27735	5MHz	QPSK, 16QAM, 64QAM	1 RB / 0 RB Offset	
	27710	27710	10MHz	QPSK, 16QAM, 64QAM	1 RB / 0 RB Offset	
OCCUPIED BANDWIDTH	27685 to 27735	27685, 27710, 27735	5MHz	QPSK, 16QAM, 64QAM	25 RB / 0 RB Offset	
	27710	27710	10MHz	QPSK, 16QAM, 64QAM	50 RB / 0 RB Offset	
BAND EDGE	27685 to 27735	27685	5MHz	QPSK, 16QAM, 64QAM	1 RB / 0 RB Offset 25 RB / 0 RB Offset	
		27735	5MHz	QPSK, 16QAM, 64QAM	1 RB / 24 RB Offset 25 RB / 0 RB Offset	
	27710	27710	10MHz	QPSK, 16QAM, 64QAM	1 RB / 0 RB Offset 50 RB / 0 RB Offset	
		/	10MHz	QPSK, 16QAM, 64QAM	1 RB / 49 RB Offset 50 RB / 0 RB Offset	
	CONDCUDED EMISSION	27685 to 27735	27685, 27710, 27735	5MHz	QPSK, 16QAM, 64QAM	1 RB / 0 RB Offset
		27710	27710	10MHz	QPSK, 16QAM, 64QAM	1 RB / 0 RB Offset
RADIATED EMISSION	27710	27710	5MHz	QPSK	1 RB / 0 RB Offset	
	27685 to 27735	27685, 27710, 27735	10MHz	QPSK	1 RB / 0 RB Offset	

Note: This device was tested under all bandwidths, RB configurations and modulations. The worst case was found in QPSK modulation.



Test Report No.: W7L-220503W001RF06

TEST CONDITION:

TEST ITEM	ENVIRONMENTAL CONDITIONS	INPUT POWER	TESTED BY
ERP/EIRP	23deg. C, 70%RH	DC 5V By Adapter	Star Le
FREQUENCY STABILITY	23deg. C, 70%RH	3.5/3.85/4.4V By Battery	Chase Zhou
OCCUPIED BANDWIDTH	23deg. C, 70%RH	DC5V By Adapter	Chase Zhou
BAND EDGE	23deg. C, 70%RH	DC 5V By Adapter	Chase Zhou
CONDCUDED EMISSION	23deg. C, 70%RH	DC5V By Adapter	Chase Zhou
RADIATED EMISSION	23deg. C, 70%RH	DC5V By Adapter	Star Le



Test Report No.: W7L-220503W001RF06

2.5 GENERAL DESCRIPTION OF APPLIED STANDARDS

The EUT is a RF product. According to the specifications of the manufacturer, it must comply with the requirements of the following standards:

FCC 47 CFR Part 2

FCC 47 CFR Part 27

KDB 971168 D01 Power Meas License Digital Systems v03r01

ANSI/TIA/EIA-603-D

ANSI/TIA/EIA-603-E

ANSI C63.26-2015

NOTE: All test items have been performed and recorded as per the above standards.



3 TEST TYPES AND RESULTS

3.1 OUTPUT POWER MEASUREMENT

3.1.1 LIMITS OF OUTPUT POWER MEASUREMENT

Fixed, mobile, and portable (hand-held) stations operating in the 1710-1755 MHz band and mobile and portable stations operating in the 1695-1710 MHz and 1755-1780 MHz bands are limited to 1 watt EIRP(Band4)

According to the specific rule Part 27.50(c)(10) Fixed, mobile, and Portable stations (hand-held devices) transmitting in the 698-746 MHz bands are limited to 3 watts ERP.(Band12)

For mobile and portable stations transmitting in the 2305-2315 MHz band or the 2350-2360 MHz band, the average EIRP must not exceed 50 milliwatts within any 1 megahertz of authorized bandwidth, *except that* for mobile and portable stations compliant with 3GPP LTE standards or another advanced mobile broadband protocol that avoids concentrating energy at the edge of the operating band the average EIRP must not exceed 250 milliwatts within any 5 megahertz of authorized bandwidth but may exceed 50 milliwatts within any 1 megahertz of authorized bandwidth.(Band30)

3.1.2 TEST PROCEDURES

EIRP MEASUREMENT:

Per KDB 971168 D01 Power Meas License Digital Systems v03r01 or subclause 5.2.5.5 of ANSI C63.26-2015, the relevant equation for determining the ERP or EIRP from the conducted RF output power measured using the guidance provided above is:

$$\text{ERP or EIRP} = P_{\text{Meas}} + G_{\text{T}} - L_{\text{C}}$$

Where:

ERP or EIRP = effective radiated power or equivalent isotropically radiated power, respectively

(expressed in the same units as P_{Meas} , typically dBW or dBm);

P_{Meas} = measured transmitter output power or PSD, in dBm or dBW;

G_{T} = gain of the transmitting antenna, in dBd (ERP) or dBi (EIRP);

L_{C} = signal attenuation in the connecting cable between the transmitter and antenna, in dB.

CONDUCTED POWER MEASUREMENT:



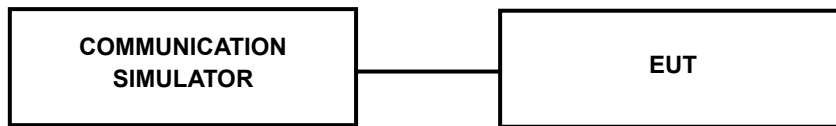
**BUREAU
VERITAS**

Test Report No.: W7L-220503W001RF06

- a. The EUT was set up for the maximum power with LTE link data modulation and link up with simulator.
- b. Set the EUT to transmit under low, middle and high channel and record the power level shown on simulator.

3.1.3 TEST SETUP

CONDUCTED POWER MEASUREMENT:



For the actual test configuration, please refer to the attached file (Test Setup Photo).



Test Report No.: W7L-220503W001RF06

3.1.4 TEST RESULTS

AVERAGE CONDUCTED OUTPUT POWER (dBm)

Band	WCDMA IV			Max. Tune-up Power
	1312	1413	1513	
Channel	1712.4	1732.6	1752.6	
Frequency (MHz)	1712.4	1732.6	1752.6	
RMC 12.2K	22.36	22.39	22.29	23.5
HSDPA Subtest-1	21.42	21.44	21.28	22.5
HSDPA Subtest-2	21.33	21.35	21.27	22.5
HSDPA Subtest-3	20.85	20.85	20.79	22.0
HSDPA Subtest-4	20.83	20.81	20.73	22.0
DC-HSDPA Subtest-1	21.38	21.40	21.22	22.5
DC-HSDPA Subtest-2	21.33	21.35	21.20	22.5
DC-HSDPA Subtest-3	20.83	20.83	20.71	22.0
DC-HSDPA Subtest-4	20.80	20.80	20.68	22.0
HSUPA Subtest-1	21.36	21.37	21.33	22.5
HSUPA Subtest-2	19.33	19.30	19.27	20.5
HSUPA Subtest-3	20.38	20.45	20.34	21.5
HSUPA Subtest-4	19.35	19.32	19.29	20.5
HSUPA Subtest-5	21.31	21.35	21.29	22.5
HSPA+ Subtest-1	19.01	19.12	19.07	20.5



**BUREAU
VERITAS**

Test Report No.: W7L-220503W001RF06

LTE Band 4

Band/BW	Modulation	RB Size	RB Offset	Low CH 19957	Mid CH 20175	High CH 20393	MPR
				Frequency 1710.7 MHz	Frequency 1732.5 MHz	Frequency 1754.3 MHz	
4/ 1.4	QPSK	1	0	23.30	23.29	23.34	0
		1	2	23.86	23.78	23.88	0
		1	5	23.38	23.28	23.50	0
		3	0	23.68	23.55	23.83	0
		3	1	23.48	23.42	23.58	0
		3	3	23.62	23.48	23.60	0
		6	0	22.73	22.65	22.81	1
	16QAM	1	0	22.53	22.42	22.62	1
		1	2	22.94	22.89	23.05	1
		1	5	22.59	22.37	22.70	1
		3	0	22.54	22.54	22.64	1
		3	1	22.56	22.50	22.66	1
		3	3	22.76	22.60	22.70	1
		6	0	21.58	21.61	21.68	2
	64QAM	1	0	21.62	21.47	21.66	2
		1	2	21.94	21.89	22.10	2
		1	5	21.74	21.59	21.65	2
		3	0	21.54	20.47	20.61	2
		3	1	21.60	20.59	20.61	2
		3	3	21.74	20.52	20.85	2
		6	0	20.70	20.50	20.76	3



Test Report No.: W7L-220503W001RF06

Band/BW	Modulation	RB Size	RB Offset	Low CH 19965	Mid CH 20175	High CH 20385	MPR
				Frequency 1711.5 MHz	Frequency 1732.5 MHz	Frequency 1753.5 MHz	
4/ 3	QPSK	1	0	23.32	23.26	23.34	0
		1	7	23.82	23.79	23.88	0
		1	14	23.32	23.33	23.49	0
		8	0	22.66	22.62	22.83	1
		8	3	22.45	22.39	22.58	1
		8	7	22.59	22.55	22.64	1
		15	0	22.69	22.66	22.79	1
	16QAM	1	0	22.56	22.41	22.66	1
		1	7	22.88	22.93	23.02	1
		1	14	22.61	22.39	22.69	1
		8	0	21.56	21.52	21.64	2
		8	3	21.58	21.43	21.69	2
		8	7	21.79	21.63	21.63	2
		15	0	21.59	21.55	21.67	2
	64QAM	1	0	21.68	21.46	21.66	2
		1	7	21.97	21.89	22.08	2
		1	14	21.74	21.59	21.66	2
		8	0	20.54	20.49	20.64	3
		8	3	20.64	20.53	20.66	3
		8	7	20.71	20.56	20.81	3
		15	0	20.72	20.47	20.80	3



Test Report No.: W7L-220503W001RF06

Band/BW	Modulation	RB Size	RB Offset	Low CH 19975	Mid CH 20175	High CH 20375	MPR
				Frequency 1712.5 MHz	Frequency 1732.5 MHz	Frequency 1752.5 MHz	
4/ 5	QPSK	1	0	23.33	23.25	23.38	0
		1	12	23.85	23.79	23.85	0
		1	24	23.32	23.34	23.50	0
		12	0	22.70	22.58	22.84	1
		12	6	22.43	22.42	22.61	1
		12	13	22.60	22.51	22.64	1
		25	0	22.66	22.69	22.78	1
	16QAM	1	0	22.56	22.41	22.65	1
		1	12	22.88	22.91	22.99	1
		1	24	22.58	22.43	22.65	1
		12	0	21.51	21.54	21.67	2
		12	6	21.58	21.44	21.66	2
		12	13	21.73	21.60	21.69	2
		25	0	21.56	21.61	21.67	2
	64QAM	1	0	21.61	21.51	21.66	2
		1	12	21.98	21.86	22.07	2
		1	24	21.68	21.66	21.65	2
		12	0	20.58	20.48	20.61	3
		12	6	20.60	20.59	20.64	3
		12	13	20.75	20.55	20.78	3
		25	0	20.68	20.53	20.78	3



Test Report No.: W7L-220503W001RF06

Band/BW	Modulation	RB Size	RB Offset	Low CH 20000	Mid CH 20175	High CH 20350	MPR
				Frequency 1715 MHz	Frequency 1732.5 MHz	Frequency 1750 MHz	
4/ 10	QPSK	1	0	23.30	23.29	23.34	0
		1	24	23.86	23.78	23.88	0
		1	49	23.38	23.28	23.50	0
		25	0	22.68	22.55	22.83	1
		25	12	22.48	22.42	22.58	1
		25	25	22.60	22.48	22.60	1
		50	0	22.71	22.65	22.81	1
	16QAM	1	0	22.56	22.42	22.62	1
		1	24	22.90	22.89	23.05	1
		1	49	22.62	22.37	22.70	1
		25	0	21.50	21.55	21.64	2
		25	12	21.62	21.43	21.70	2
		25	25	21.72	21.61	21.66	2
		50	0	21.61	21.57	21.71	2
	64QAM	1	0	21.67	21.45	21.63	2
		1	24	21.96	21.83	22.13	2
		1	49	21.75	21.65	21.59	2
		25	0	20.57	20.45	20.63	3
		25	12	20.65	20.55	20.65	3
		25	25	20.74	20.52	20.80	3
		50	0	20.73	20.49	20.79	3



Test Report No.: W7L-220503W001RF06

Band/BW	Modulation	RB Size	RB Offset	Low CH 20025	Mid CH 20175	High CH 20325	MPR
				Frequency 1717.5 MHz	Frequency 1732.5 MHz	Frequency 1747.5 MHz	
4/ 15	QPSK	1	0	23.34	23.30	23.33	0
		1	37	23.87	23.83	23.86	0
		1	74	23.34	23.30	23.54	0
		36	0	22.73	22.61	22.80	1
		36	19	22.41	22.37	22.64	1
		36	39	22.66	22.52	22.63	1
		75	0	22.71	22.70	22.77	1
	16QAM	1	0	22.54	22.44	22.65	1
		1	37	22.90	22.95	23.04	1
		1	74	22.62	22.37	22.70	1
		36	0	21.50	21.55	21.64	2
		36	19	21.61	21.45	21.69	2
		36	39	21.79	21.60	21.63	2
		75	0	21.58	21.60	21.69	2
	64QAM	1	0	21.67	21.45	21.63	2
		1	37	21.96	21.83	22.13	2
		1	74	21.75	21.65	21.59	2
		36	0	20.55	20.45	20.63	3
		36	19	20.64	20.60	20.63	3
		36	39	20.77	20.52	20.85	3
		75	0	20.72	20.47	20.80	3



Test Report No.: W7L-220503W001RF06

Band/BW	Modulation	RB Size	RB Offset	Low CH 20050	Mid CH 20175	High CH 20300	MPR
				Frequency 1720 MHz	Frequency 1732.5 MHz	Frequency 1745 MHz	
4/ 20	QPSK	1	0	23.38	23.33	23.39	0
		1	50	23.89	23.84	23.90	0
		1	99	23.40	23.35	23.55	0
		50	0	22.74	22.63	22.85	1
		50	25	22.49	22.44	22.66	1
		50	50	22.67	22.56	22.66	1
		100	0	22.74	22.71	22.83	1
	16QAM	1	0	22.58	22.49	22.67	1
		1	50	22.96	22.97	23.07	1
		1	99	22.64	22.45	22.71	1
		50	0	21.58	21.59	21.69	2
		50	25	21.64	21.51	21.71	2
		50	50	21.80	21.65	21.71	2
		100	0	21.64	21.63	21.73	2
	64QAM	1	0	21.69	21.52	21.68	2
		1	50	22.02	21.91	22.15	2
		1	99	21.76	21.67	21.67	2
		50	0	20.62	20.53	20.69	3
		50	25	20.66	20.61	20.67	3
		50	50	20.79	20.60	20.86	3
		100	0	20.74	20.55	20.81	3



Test Report No.: W7L-220503W001RF06

LTE Band 12

Band/BW	Modulation	RB Size	RB Offset	Low CH 23017	Mid CH 23095	High CH 23173	MPR
				Frequency 699.7 MHz	Frequency 707.5 MHz	Frequency 715.3 MHz	
12/ 1.4	QPSK	1	0	23.57	23.76	23.79	0
		1	2	23.83	23.91	24.03	0
		1	5	23.69	23.78	23.89	0
		3	0	23.72	23.86	23.94	0
		3	1	23.67	23.90	23.82	0
		3	3	23.74	23.87	23.95	0
		6	0	22.77	22.93	23.06	1
	16QAM	1	0	22.74	22.91	22.98	1
		1	2	22.97	23.14	23.29	1
		1	5	22.85	22.93	23.08	1
		3	0	22.71	22.89	22.89	1
		3	1	22.64	22.92	22.86	1
		3	3	22.75	22.93	23.02	1
		6	0	21.76	21.96	21.97	2
	64QAM	1	0	21.64	21.85	21.93	2
		1	2	21.83	22.12	22.17	2
		1	5	21.78	21.96	22.03	2
		3	0	21.78	21.96	21.93	2
		3	1	21.68	21.96	21.93	2
		3	3	21.86	21.99	22.05	2
		6	0	20.82	21.02	21.03	3

Band/BW	Modulation	RB Size	RB Offset	Low CH 23025	Mid CH 23095	High CH 23165	MPR
				Frequency 700.5 MHz	Frequency 707.5 MHz	Frequency 714.5 MHz	
12/ 3	QPSK	1	0	23.59	23.78	23.78	0
		1	7	23.79	23.92	24.03	0
		1	14	23.65	23.78	23.89	0
		8	0	22.71	22.89	22.94	1
		8	3	22.60	22.90	22.84	1
		8	7	22.71	22.94	22.99	1
		15	0	22.74	22.94	23.00	1
	16QAM	1	0	22.71	22.97	23.01	1
		1	7	22.94	23.17	23.27	1
		1	14	22.88	22.93	23.08	1
		8	0	21.67	21.90	21.89	2
		8	3	21.69	21.87	21.89	2
		8	7	21.77	21.91	21.98	2
		15	0	21.76	21.90	22.00	2
	64QAM	1	0	21.70	21.88	21.87	2
		1	7	21.86	22.06	22.16	2
		1	14	21.79	21.98	22.03	2
		8	0	20.81	21.00	20.94	3
		8	3	20.72	20.90	20.98	3
		8	7	20.83	21.03	21.01	3
		15	0	20.84	20.99	21.07	3

Band/BW	Modulation	RB Size	RB Offset	Low CH 23035	Mid CH 23095	High CH 23155	MPR
				Frequency 701.5 MHz	Frequency 707.5 MHz	Frequency 713.5 MHz	
12/ 5	QPSK	1	0	23.60	23.73	23.79	0
		1	12	23.84	23.89	24.03	0
		1	24	23.66	23.77	23.93	0
		12	0	22.74	22.89	22.91	1
		12	6	22.60	22.91	22.85	1
		12	13	22.75	22.90	23.00	1
		25	0	22.72	22.97	23.03	1
	16QAM	1	0	22.72	22.93	23.01	1
		1	12	22.91	23.20	23.26	1
		1	24	22.88	22.93	23.07	1
		12	0	21.67	21.88	21.86	2
		12	6	21.66	21.91	21.85	2
		12	13	21.72	21.93	22.01	2
		25	0	21.76	21.91	21.97	2
	64QAM	1	0	21.64	21.85	21.93	2
		1	12	21.83	22.12	22.16	2
		1	24	21.72	22.03	22.03	2
		12	0	20.82	20.97	20.93	3
		12	6	20.66	20.97	20.97	3
		12	13	20.87	21.02	20.98	3
		25	0	20.80	21.05	21.05	3

Band/BW	Modulation	RB Size	RB Offset	Low CH 23060	Mid CH 23095	High CH 23130	MPR
				Frequency 704 MHz	Frequency 707.5 MHz	Frequency 711 MHz	
12/ 10	QPSK	1	0	23.65	23.80	23.84	0
		1	24	23.86	23.97	24.05	0
		1	49	23.71	23.85	23.94	0
		25	0	22.78	22.94	22.96	1
		25	12	22.68	22.92	22.90	1
		25	25	22.79	22.95	23.01	1
		50	0	22.78	22.99	23.08	1
	16QAM	1	0	22.79	22.98	23.03	1
		1	24	22.99	23.22	23.31	1
		1	49	22.90	23.01	23.09	1
		25	0	21.75	21.94	21.94	2
		25	12	21.72	21.93	21.91	2
		25	25	21.79	21.98	22.03	2
		50	0	21.82	21.98	22.02	2
	64QAM	1	0	21.71	21.90	21.95	2
		1	24	21.91	22.14	22.22	2
		1	49	21.80	22.04	22.05	2
		25	0	20.86	21.02	21.01	3
		25	12	20.74	20.98	20.99	3
		25	25	20.91	21.07	21.06	3
		50	0	20.86	21.07	21.08	3



**BUREAU
VERITAS**

Test Report No.: W7L-220503W001RF06

LTE Band 30

Band/BW	Modulation	RB Size	RB Offset	Low CH	Mid CH	High CH	MPR
				27685	27710	27735	
				2307.5 MHz	2310.0 MHz	2312.5 MHz	
30/ 5	QPSK	1	0	23.48	23.47	23.47	0
		1	12	23.64	23.71	23.67	0
		1	24	23.51	23.50	23.54	0
		12	0	22.51	22.55	22.52	1
		12	6	22.46	22.48	22.51	1
		12	13	22.37	22.43	22.40	1
		25	0	22.43	22.37	22.43	1
	16QAM	1	0	22.53	22.55	22.53	1
		1	12	22.77	22.81	22.77	1
		1	24	22.58	22.60	22.63	1
		12	0	21.52	21.51	21.53	2
		12	6	21.48	21.50	21.53	2
		12	13	21.35	21.41	21.37	2
		25	0	21.41	21.48	21.47	2
	64QAM	1	0	21.48	21.47	21.44	2
		1	12	21.69	21.76	21.75	2
		1	24	21.55	21.54	21.51	2
		12	0	20.60	20.64	20.63	3
		12	6	20.51	20.58	20.57	3
		12	13	20.47	20.53	20.50	3
		25	0	20.59	20.53	20.59	3

Band/BW	Modulation	RB Size	RB Offset	Mid CH	MPR
				27710 2310.0 MHz	
30/ 10	QPSK	1	0	23.52	0
		1	24	23.72	0
		1	49	23.55	0
		25	0	22.57	1
		25	12	22.53	1
		25	25	22.45	1
		50	0	22.45	1
	16QAM	1	0	22.61	1
		1	24	22.83	1
		1	49	22.65	1
		25	0	21.58	2
		25	12	21.55	2
		25	25	21.43	2
		50	0	21.49	2
	64QAM	1	0	21.52	2
		1	24	21.77	2
		1	49	21.59	2
		25	0	20.66	3
		25	12	20.59	3
		25	25	20.55	3
		50	0	20.61	3



BUREAU
VERITAS

Test Report No.: W7L-220503W001RF06

EIRP

WCDMA IV

Channel	Frequency (MHz)	Conducted Power (dBm)	G _T -L _c (dB)	EIRP (dBm)	EIRP (mW)	Limit (W)
1312	1712.4	22.36	-0.8	21.56	143.22	1
1413	1732.6	22.39	-0.8	21.59	144.21	1
1513	1752.6	22.29	-0.8	21.49	140.93	1

LTE BAND 4

CHANNEL BANDWIDTH: 1.4MHz QPSK

Channel	Frequency (MHz)	Conducted Power (dBm)	G _T -L _c (dB)	EIRP (dBm)	EIRP (mW)	Limit (W)
19957	1710.7	23.86	-0.8	23.06	202.3	1
20175	1732.5	23.78	-0.8	22.98	198.61	1
20393	1754.3	23.88	-0.8	23.08	203.24	1

CHANNEL BANDWIDTH: 1.4MHz 16QAM

Channel	Frequency (MHz)	Conducted Power (dBm)	G _T -L _c (dB)	EIRP (dBm)	EIRP (mW)	Limit (W)
19957	1710.7	22.94	-0.8	22.14	163.68	1
20175	1732.5	22.89	-0.8	22.09	161.81	1
20393	1754.3	23.05	-0.8	22.25	167.88	1

CHANNEL BANDWIDTH: 1.4MHz 64QAM

Channel	Frequency (MHz)	Conducted Power (dBm)	G _T -L _c (dB)	EIRP (dBm)	EIRP (mW)	Limit (W)
19957	1710.7	21.94	-0.8	21.14	130.02	1
20175	1732.5	21.89	-0.8	21.09	128.53	1
20393	1754.3	22.1	-0.8	21.3	134.9	1



Test Report No.: W7L-220503W001RF06

CHANNEL BANDWIDTH: 3MHz QPSK

Channel	Frequency (MHz)	Conducted Power (dBm)	G _T -L _c (dB)	EIRP (dBm)	EIRP (mW)	Limit (W)
19965	1711.5	23.82	-0.8	23.02	200.45	1
20175	1732.5	23.79	-0.8	22.99	199.07	1
20385	1753.5	23.88	-0.8	23.08	203.24	1

CHANNEL BANDWIDTH: 3MHz 16QAM

Channel	Frequency (MHz)	Conducted Power (dBm)	G _T -L _c (dB)	EIRP (dBm)	EIRP (mW)	Limit (W)
19965	1711.5	22.88	-0.8	22.08	161.44	1
20175	1732.5	22.93	-0.8	22.13	163.31	1
20385	1753.5	21.63	-0.8	20.83	121.06	1

CHANNEL BANDWIDTH: 3MHz 64QAM

Channel	Frequency (MHz)	Conducted Power (dBm)	G _T -L _c (dB)	EIRP (dBm)	EIRP (mW)	Limit (W)
19965	1711.5	21.97	-0.8	21.17	130.92	1
20175	1732.5	21.89	-0.8	21.09	128.53	1
20385	1753.5	22.08	-0.8	21.28	134.28	1

CHANNEL BANDWIDTH: 5MHz QPSK

Channel	Frequency (MHz)	Conducted Power (dBm)	G _T -L _c (dB)	EIRP (dBm)	EIRP (mW)	Limit (W)
19975	1712.5	23.85	-0.8	23.05	201.84	1
20175	1732.5	23.79	-0.8	22.99	199.07	1
20375	1752.5	23.85	-0.8	23.05	201.84	1

CHANNEL BANDWIDTH: 5MHz 16QAM

Channel	Frequency (MHz)	Conducted Power (dBm)	G _T -L _c (dB)	EIRP (dBm)	EIRP (mW)	Limit (W)
19975	1712.5	22.88	-0.8	22.08	161.44	1
20175	1732.5	22.91	-0.8	22.11	162.55	1
20375	1752.5	22.99	-0.8	22.19	165.58	1

CHANNEL BANDWIDTH: 5MHz 64QAM

Channel	Frequency (MHz)	Conducted Power (dBm)	G _T -L _c (dB)	EIRP (dBm)	EIRP (mW)	Limit (W)
19975	1712.5	21.98	-0.8	21.18	131.22	1
20175	1732.5	21.86	-0.8	21.06	127.64	1
20375	1752.5	22.07	-0.8	21.27	133.97	1

CHANNEL BANDWIDTH: 10MHz QPSK

Channel	Frequency (MHz)	Conducted Power (dBm)	G _T -L _c (dB)	EIRP (dBm)	EIRP (mW)	Limit (W)
20000	1715	23.86	-0.8	23.06	202.3	1
20175	1732.5	23.78	-0.8	22.98	198.61	1
20350	1750	23.88	-0.8	23.08	203.24	1

CHANNEL BANDWIDTH: 10MHz 16QAM

Channel	Frequency (MHz)	Conducted Power (dBm)	G _T -L _c (dB)	EIRP (dBm)	EIRP (mW)	Limit (W)
20000	1715	22.9	-0.8	22.1	162.18	1
20175	1732.5	22.89	-0.8	22.09	161.81	1
20350	1750	23.05	-0.8	22.25	167.88	1

CHANNEL BANDWIDTH: 10MHz 64QAM

Channel	Frequency (MHz)	Conducted Power (dBm)	G _T -L _c (dB)	EIRP (dBm)	EIRP (mW)	Limit (W)
20000	1715	21.96	-0.8	21.16	130.62	1
20175	1732.5	21.83	-0.8	21.03	126.77	1
20350	1750	22.13	-0.8	21.33	135.83	1



Test Report No.: W7L-220503W001RF06

CHANNEL BANDWIDTH: 15MHz QPSK

Channel	Frequency (MHz)	Conducted Power (dBm)	G _T -L _c (dB)	EIRP (dBm)	EIRP (mW)	Limit (W)
20025	1717.5	23.87	-0.8	23.07	202.77	1
20175	1732.5	23.83	-0.8	23.03	200.91	1
20325	1747.5	23.86	-0.8	23.06	202.30	1

CHANNEL BANDWIDTH: 15MHz 16QAM

Channel	Frequency (MHz)	Conducted Power (dBm)	G _T -L _c (dB)	EIRP (dBm)	EIRP (mW)	Limit (W)
20025	1717.5	22.9	-0.8	22.1	162.18	1
20175	1732.5	22.95	-0.8	22.15	164.06	1
20325	1747.5	23.04	-0.8	22.24	167.49	1

CHANNEL BANDWIDTH: 15MHz 64QAM

Channel	Frequency (MHz)	Conducted Power (dBm)	G _T -L _c (dB)	EIRP (dBm)	EIRP (mW)	Limit (W)
20025	1717.5	21.96	-0.8	21.16	130.62	1
20175	1732.5	21.83	-0.8	21.03	126.77	1
20325	1747.5	22.13	-0.8	21.33	135.83	1

CHANNEL BANDWIDTH: 20MHz QPSK

Channel	Frequency (MHz)	Conducted Power (dBm)	G _T -L _c (dB)	EIRP (dBm)	EIRP (mW)	Limit (W)
20050	1720	23.89	-0.8	23.09	203.7	1
20175	1732.5	23.84	-0.8	23.04	201.37	1
20300	1745	23.9	-0.8	23.1	204.17	1

CHANNEL BANDWIDTH: 20MHz 16QAM

Channel	Frequency (MHz)	Conducted Power (dBm)	G _T -L _c (dB)	EIRP (dBm)	EIRP (mW)	Limit (W)
20050	1720	22.96	-0.8	22.16	164.44	1
20175	1732.5	22.97	-0.8	22.17	164.82	1
20300	1745	23.07	-0.8	22.27	168.66	1

CHANNEL BANDWIDTH: 20MHz 64QAM

Channel	Frequency (MHz)	Conducted Power (dBm)	G _T -L _c (dB)	EIRP (dBm)	EIRP (mW)	Limit (W)
20050	1720	22.02	-0.8	21.22	132.43	1
20175	1732.5	21.91	-0.8	21.11	129.12	1
20300	1745	22.15	-0.8	21.35	136.46	1



Test Report No.: W7L-220503W001RF06

LTE BAND 12

CHANNEL BANDWIDTH: 1.4MHz QPSK

Channel	Frequency (MHz)	Conducted Power (dBm)	G _T -L _c (dB)	ERP (dBm)	ERP (mW)	Limit (W)
23017	699.7	23.83	-1.8	19.88	97.27	3
23095	707.5	23.91	-1.8	19.96	99.08	3
23173	715.3	24.03	-1.8	20.08	101.86	3

CHANNEL BANDWIDTH: 1.4MHz 16QAM

Channel	Frequency (MHz)	Conducted Power (dBm)	G _T -L _c (dB)	ERP (dBm)	ERP (mW)	Limit (W)
23017	699.7	22.97	-1.8	19.02	79.8	3
23095	707.5	23.14	-1.8	19.19	82.99	3
23173	715.3	23.29	-1.8	19.34	85.9	3

CHANNEL BANDWIDTH: 1.4MHz 64QAM

Channel	Frequency (MHz)	Conducted Power (dBm)	G _T -L _c (dB)	EIRP (dBm)	EIRP (mW)	Limit (W)
23017	699.7	21.86	-1.8	17.91	61.8	3
23095	707.5	22.12	-1.8	18.17	65.61	3
23173	715.3	22.17	-1.8	18.22	66.37	3



Test Report No.: W7L-220503W001RF06

CHANNEL BANDWIDTH: 3MHz QPSK

Channel	Frequency (MHz)	Conducted Power (dBm)	G _T -L _c (dB)	ERP (dBm)	ERP (mW)	Limit (W)
23025	700.5	23.79	-1.8	19.84	96.38	3
23095	707.5	23.92	-1.8	19.97	99.31	3
23165	714.5	24.03	-1.8	20.08	101.86	3

CHANNEL BANDWIDTH: 3MHz 16QAM

Channel	Frequency (MHz)	Conducted Power (dBm)	G _T -L _c (dB)	ERP (dBm)	ERP (mW)	Limit (W)
23025	700.5	22.94	-1.8	18.99	79.25	3
23095	707.5	23.17	-1.8	19.22	83.56	3
23165	714.5	23.27	-1.8	19.32	85.51	3

CHANNEL BANDWIDTH: 3MHz 64QAM

Channel	Frequency (MHz)	Conducted Power (dBm)	G _T -L _c (dB)	EIRP (dBm)	EIRP (mW)	Limit (W)
23025	700.5	21.86	-1.8	17.91	61.8	3
23095	707.5	22.06	-1.8	18.11	64.71	3
23165	714.5	22.16	-1.8	18.21	66.22	3



**BUREAU
VERITAS**

Test Report No.: W7L-220503W001RF06

CHANNEL BANDWIDTH: 5MHz QPSK

Channel	Frequency (MHz)	Conducted Power (dBm)	G _T -L _c (dB)	ERP (dBm)	ERP (mW)	Limit (W)
23035	701.5	23.84	-1.8	19.89	97.5	3
23095	707.5	23.89	-1.8	19.94	98.63	3
23155	713.5	24.03	-1.8	20.08	101.86	3

CHANNEL BANDWIDTH: 5MHz 16QAM

Channel	Frequency (MHz)	Conducted Power (dBm)	G _T -L _c (dB)	ERP (dBm)	ERP (mW)	Limit (W)
23035	701.5	22.91	-1.8	18.96	78.7	3
23095	707.5	23.2	-1.8	19.25	84.14	3
23155	713.5	23.26	-1.8	19.31	85.31	3

CHANNEL BANDWIDTH: 5MHz 64QAM

Channel	Frequency (MHz)	Conducted Power (dBm)	G _T -L _c (dB)	EIRP (dBm)	EIRP (mW)	Limit (W)
23035	701.5	21.83	-1.8	17.88	61.38	3
23095	707.5	22.12	-1.8	18.17	65.61	3
23155	713.5	22.16	-1.8	18.21	66.22	3

CHANNEL BANDWIDTH: 10MHz QPSK

Channel	Frequency (MHz)	Conducted Power (dBm)	G _T -L _c (dB)	ERP (dBm)	ERP (mW)	Limit (W)
23060	704	23.86	-1.8	19.91	97.95	3
23095	707.5	23.97	-1.8	20.02	100.46	3
23130	711	24.05	-1.8	20.1	102.33	3

CHANNEL BANDWIDTH: 10MHz 16QAM

Channel	Frequency (MHz)	Conducted Power (dBm)	G _T -L _c (dB)	ERP (dBm)	ERP (mW)	Limit (W)
23060	704	22.99	-1.8	19.04	80.17	3
23095	707.5	23.22	-1.8	19.27	84.53	3
23130	711	23.31	-1.8	19.36	86.3	3

CHANNEL BANDWIDTH: 10MHz 64QAM

Channel	Frequency (MHz)	Conducted Power (dBm)	G _T -L _c (dB)	EIRP (dBm)	EIRP (mW)	Limit (W)
23060	704	21.91	-1.8	17.96	62.52	3
23095	707.5	22.14	-1.8	18.19	65.92	3
23130	711	22.22	-1.8	18.27	67.14	3

REMARKS: ERP Output Power (dBm) = ERP (dBm) -2.15(dB).



Test Report No.: W7L-220503W001RF06

LTE BAND 30

CHANNEL BANDWIDTH: 5MHz QPSK

Channel	Frequency (MHz)	Conducted Power (dBm)	G _T -L _c (dB)	ERP (dBm)	ERP (mW)	Limit (W/MHz)
27685	2307.5	23.64	-1.1	22.54	179.47	0.25/5MHz
27710	2310	23.71	-1.1	22.61	182.39	0.25/5MHz
27735	2312.5	23.67	-1.1	22.57	180.72	0.25/5MHz

CHANNEL BANDWIDTH: 5MHz 16QAM

Channel	Frequency (MHz)	Conducted Power (dBm)	G _T -L _c (dB)	ERP (dBm)	ERP (mW)	Limit (W/MHz)
27685	2307.5	22.77	-1.1	21.67	146.89	0.25/5MHz
27710	2310	22.81	-1.1	21.71	148.25	0.25/5MHz
27735	2312.5	22.77	-1.1	21.67	146.89	0.25/5MHz

CHANNEL BANDWIDTH: 5MHz 64QAM

Channel	Frequency (MHz)	Conducted Power (dBm)	G _T -L _c (dB)	EIRP (dBm)	EIRP (mW)	Limit (W/MHz)
27685	2307.5	21.69	-1.1	20.59	114.55	0.25/5MHz
27710	2310	21.76	-1.1	20.66	116.41	0.25/5MHz
27735	2312.5	21.75	-1.1	20.65	116.14	0.25/5MHz

CHANNEL BANDWIDTH: 10MHz QPSK

Channel	Frequency (MHz)	Conducted Power (dBm)	G _T -L _C (dB)	ERP (dBm)	ERP (mW)	Limit (W/MHz)
-	-	-	-	-	-	-
27710	2310	23.72	-1.1	22.62	182.81	0.25/5MHz
-	-	-	-	-	-	-

CHANNEL BANDWIDTH: 10MHz 16QAM

Channel	Frequency (MHz)	Conducted Power (dBm)	G _T -L _C (dB)	ERP (dBm)	ERP (mW)	Limit (W/MHz)
-	-	-	-	-	-	-
27710	2310	22.83	-1.1	21.73	148.94	0.25/5MHz
-	-	-	-	-	-	-

CHANNEL BANDWIDTH: 10MHz 64QAM

Channel	Frequency (MHz)	Conducted Power (dBm)	G _T -L _C (dB)	EIRP (dBm)	EIRP (mW)	Limit (W/MHz)
-	-	-	-	-	-	-
27710	2310	21.77	-1.1	20.67	116.68	0.25/5MHz
-	-	-	-	-	-	-

REMARKS: ERP Output Power (dBm) = ERP (dBm) -2.15(dB).

3.2 FREQUENCY STABILITY MEASUREMENT

3.2.1 LIMITS OF FREQUENCY STABILITY MEASUREMENT

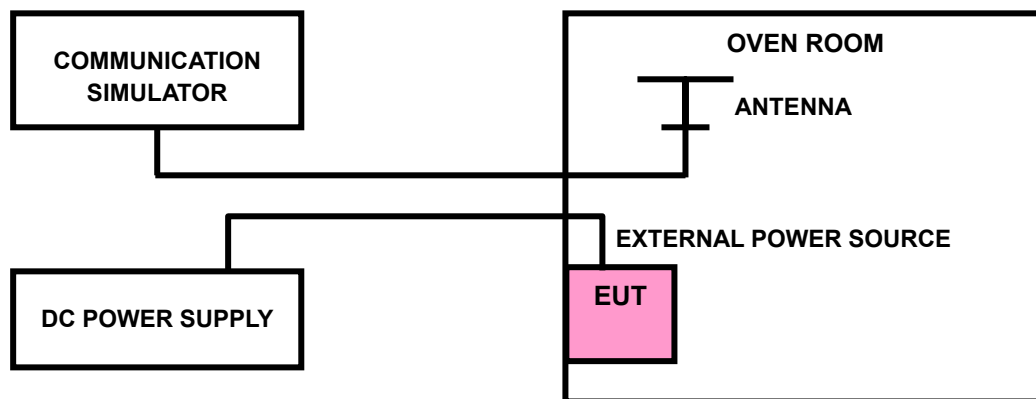
The frequency stability shall be sufficient to ensure that the fundamental emissions stay within the authorized bands of operation.

3.2.2 TEST PROCEDURE

- Device is placed at the oven room. The oven room could control the temperatures and humidity. Power warm up is at least 15 min and power applied should perform before recording frequency error.
- EUT is connected the external power supply to control the DC input power. The test voltage range is from minimum to maximum working voltage. Each step shall be record the frequency error rate.
- The temperature range step is 10 degrees in this test items. All temperature levels shall be hold the $\pm 0.5^{\circ}\text{C}$ during the measurement testing. The each temperature step shall be at least 0.5 hours, consider the EUT could be test under the stability condition.

NOTE: The frequency error was recorded frequency error from the communication simulator.

3.2.3 TEST SETUP





Test Report No.: W7L-220503W001RF06

3.2.4 TEST RESULTS

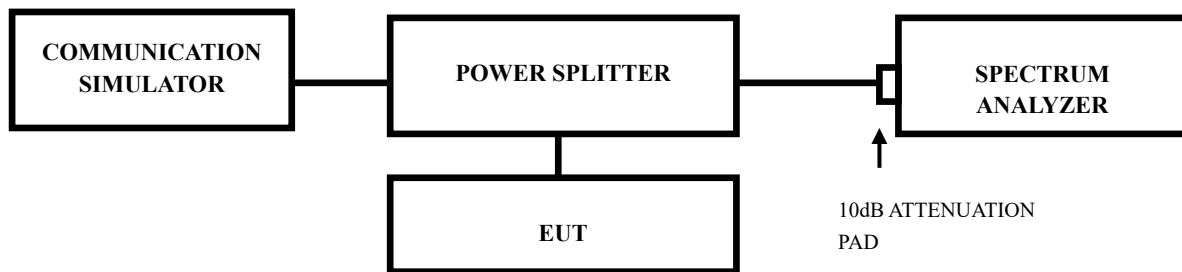
Please Refer to Appendix A Of this test report.

3.3 OCCUPIED BANDWIDTH MEASUREMENT

3.3.1 LIMITS OF OCCUPIED BANDWIDTH MEASUREMENT

The width of a frequency band such that, below the lower and above the upper frequency limits, the mean powers emitted are each equal to a specified percentage 0.5 %of the total mean power of a given emission.

3.3.2 TEST SETUP



3.3.3 TEST PROCEDURES

- The conducted occupied bandwidth used the power splitter via EUT RF power connector between simulation base station and spectrum analyzer.
- Use OBW measurement function of Spectrum analyzer to measure 99 % occupied bandwidth.



Test Report No.: W7L-220503W001RF06

3.3.4 TEST RESULTS

Please Refer to Appendix A Of this test report.

3.4 BAND EDGE MEASUREMENT

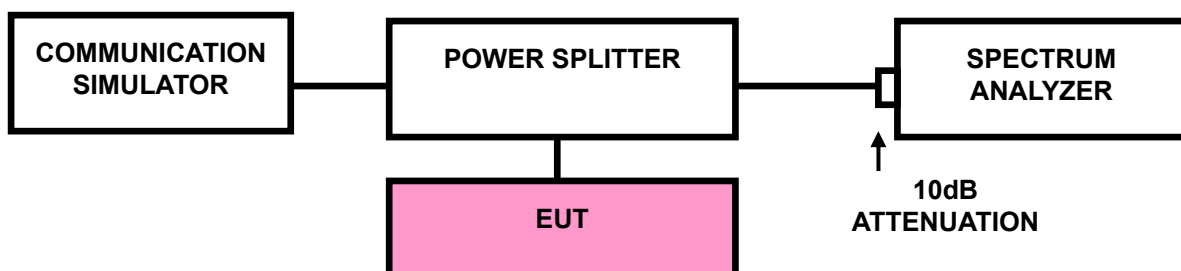
3.4.1 LIMITS OF BAND EDGE MEASUREMENT

According to FCC 27.53(g) specified that For operations in the 600 MHz band and the 698-746 MHz band, the power of any emission outside a licensee's frequency band(s) of operation shall be attenuated below the transmitter power (P) within the licensed band(s) of operation, measured in watts, by at least $43 + 10 \log (P)$ dB. However, in the 100 kilohertz bands immediately outside and adjacent to a licensee's frequency block, a resolution bandwidth of at least 30 kHz may be employed.(Band12)

According to FCC 27.53(h) specified that For operations in the 1710-1755 MHz band, the power of any emission outside a licensee's frequency band(s) of operation shall be attenuated below the transmitter power (P) within the licensed band(s) of operation, measured in watts, by at least $43 + 10 \log (P)$ dB. However, in the 1 megahertz bands immediately outside and adjacent to the licensee's frequency block, a resolution bandwidth of at least one percent of the emission bandwidth of the fundamental emission of the transmitter may be employed.(Band4)

According to FCC 27.53(a)(4) specified that For operations in the minimum permissible attenuation level for Band30 is $>43 + 10 \log (P)$ dB at 2300-2305MHz & 2345-2360MHz, $> 55 + 10 \log (P)$ dB at 2320-2324MHz & 2341-2345MHz, $> 61 + 10 \log (P)$ dB at 2324-2328MHz & 2337-2341MHz, $> 67 + 10 \log (P)$ dB at 2288-2292MHz & 2328-2337MHz, and $>70 + 10 \log (P)$ dB at frequencies < 2288 MHz & >2365 MHz.(Band30)

3.4.2 TEST SETUP





Test Report No.: W7L-220503W001RF06

3.4.3 TEST PROCEDURES

- a. All measurements were done at low and high operational frequency range.
- b. The center frequency of spectrum is the band edge frequency and span is 1~5 MHz.
- c. RBW of the spectrum is 10kHz and VBW of the spectrum is 30kHz (GSM/GPRS/EDGE/LTE bandwidth for (1.4M/3M/5M/10M/15M/20M)1RB/0RB&1RB/MAXRB).
- d. The center frequency of spectrum is the band edge frequency and span is 10MHz. RBW of the spectrum is 100kHz and VBW of the spectrum is 300kHz (WCDMA).
- e. The center frequency of spectrum is the band edge frequency and span is 1~5 MHz. RBW of the spectrum is $\geq 1\% \cdot \text{EBW}$ kHz and VBW of the spectrum is $3 \cdot \text{RBW}$ kHz. (LTE bandwidth 1.4M/3M/5M/10M/15M/20MHz).
- f. Record the max trace plot into the test report.



Test Report No.: W7L-220503W001RF06

3.4.4 TEST RESULTS

Please Refer to Appendix A Of this test report.

3.5 CONDUCTED SPURIOUS EMISSIONS

3.5.1 LIMITS OF CONDUCTED SPURIOUS EMISSIONS MEASUREMENT

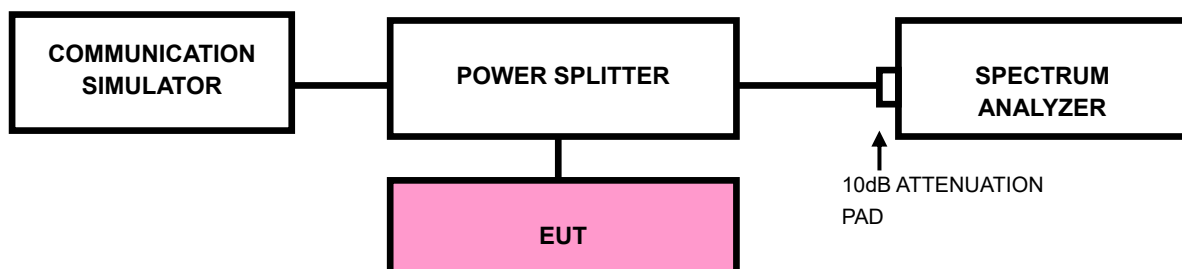
The power of any emission outside a licensee's frequency block shall be attenuated below the transmitter power (P) by at least $43 + 10 \log_{10}(P)$ dB. The limit of emission is equal to -13dBm.(Band4&Band12)

The power of any emission outside a licensee's frequency block shall be attenuated below the transmitter power (P) by at least $70 + 10 \log_{10}(P)$ dB. The limit of emission is equal to -40dBm.(Band30)

3.5.2 TEST PROCEDURE

- a. The EUT makes a phone call to the communication simulator. All measurements were done at low, middle and high operational frequency range.
- b. Measuring frequency range is from 9kHz up to a frequency including its 10th harmonic. 10dB attenuation pad is connected with spectrum. RBW=1MHz and VBW=3MHz is used for conducted emission measurement.

3.5.3 TEST SETUP





Test Report No.: W7L-220503W001RF06

3.5.4 TEST RESULTS

NOTE : The 9K~30MHz amplitude of spurious emissions attenuated more than 20 dB below the permissible value is not required in the report.

Please Refer to Appendix A Of this test report.



3.6 RADIATED EMISSION MEASUREMENT

3.6.1 LIMITS OF RADIATED EMISSION MEASUREMENT

The power of any emission outside a licensee's frequency block shall be attenuated below the transmitter power (P) by at least $43 + 10 \log_{10}(P)$ dB. The limit of emission is equal to -13dBm.(Band4&Band12)

The power of any emission outside a licensee's frequency block shall be attenuated below the transmitter power (P) by at least $70 + 10 \log_{10}(P)$ dB. The limit of emission is equal to -40dBm.(Band30)

3.6.2 TEST PROCEDURES

- a. Substitution method is used for E.I.R.P measurement. In the semi-anechoic chamber, EUT placed on the 0.8m height of Turn Table, rotated the table around 360 degrees to search the maximum radiation power and receiver antenna shall be rotated vertical and horizontal polarization and moved height from 1m to 4m to find the maximum polar radiated power. The "Read Value" is the spectrum reading the maximum power value.
- b. The substitution horn antenna is substituted for EUT at the same position and signals generator export the CW signal to the substitution antenna via a TX cable. Rotated the Turn Table and moved receiving antenna to find the maximum radiation power. Adjust output power level of S.G to get a Value of spectrum reading equal to "Read Value " of step a. Record the power level of S.G.
- c. EIRP = Output power level of S.G – TX cable loss + Antenna gain of substitution horn.
- d. E.R.P power can be calculated form E.I.R.P power by subtracting the gain of dipole, E.R.P power = E.I.P.R power - 2.15dBi.

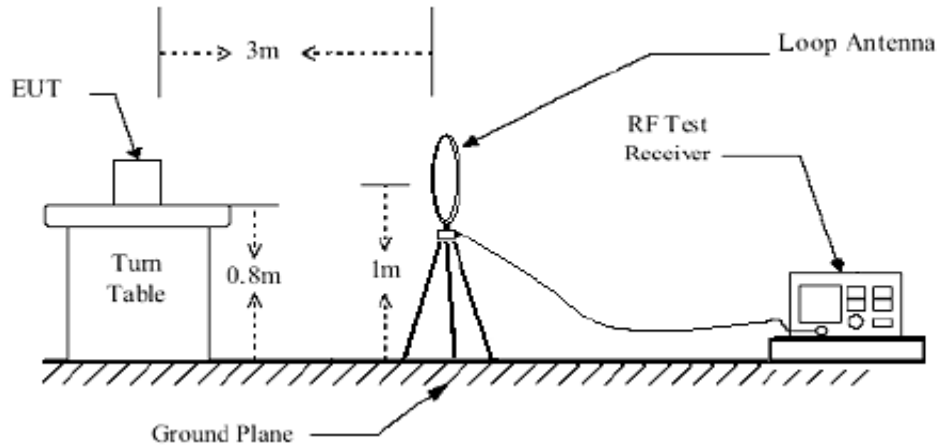
NOTE: The resolution bandwidth of spectrum analyzer is 1 MHz and the video bandwidth is 3 MHz.

3.6.3 DEVIATION FROM TEST STANDARD

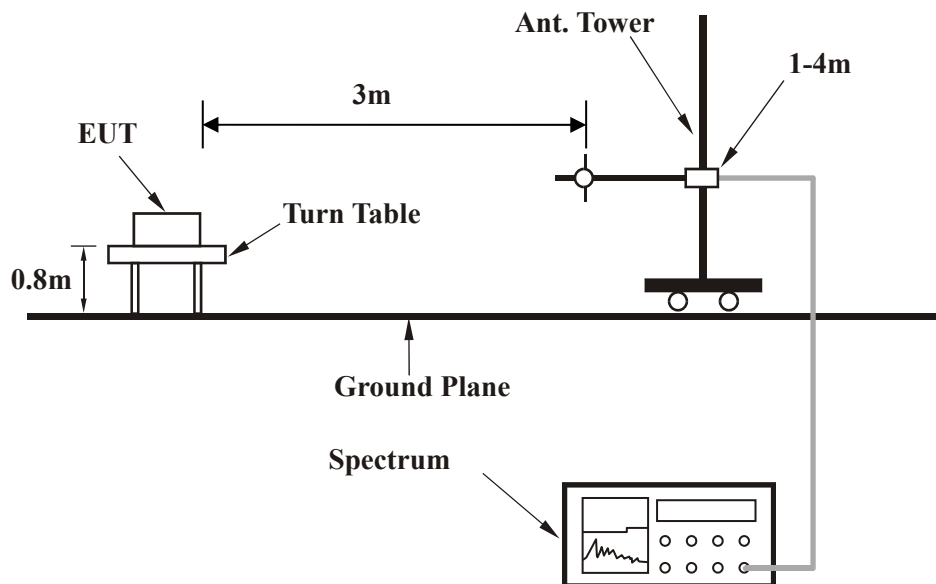
No deviation

3.6.4 TEST SETUP

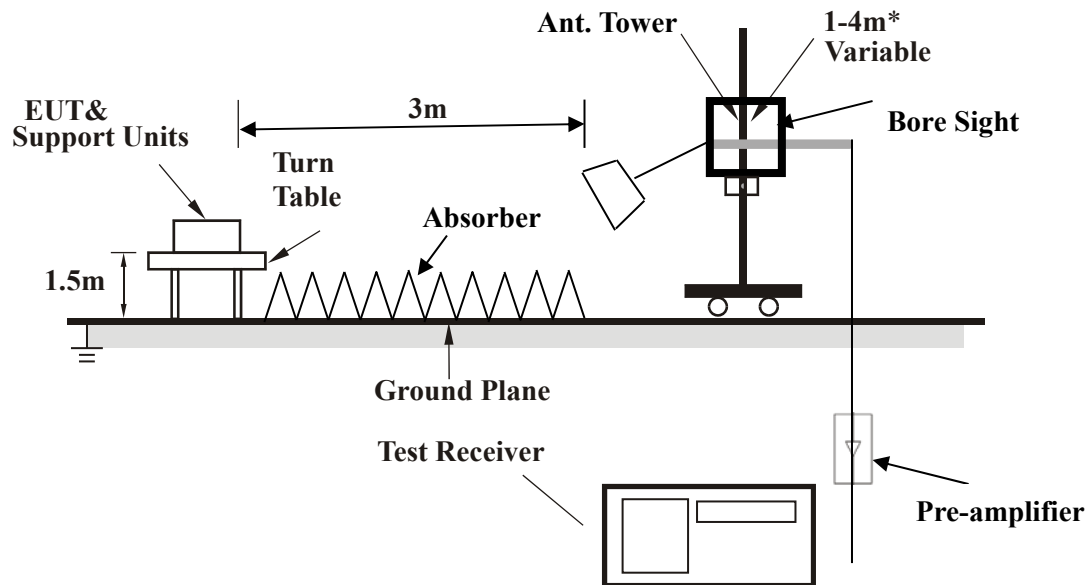
< Frequency Range below 30MHz >



< Frequency Range 30MHz~1GHz >



<Frequency Range above 1GHz>



Note: Above 1G is a directional antenna on the EUT height and the antenna 3dB beamwidth both, refer to section 7.3 of CISPR 16-2-3.

For the actual test configuration, please refer to the attached file (Test Setup Photo).



Test Report No.: W7L-220503W001RF06

3.6.5 TEST RESULTS

NOTE : The 9K~30MHz amplitude of spurious emissions attenuated more than 20 dB below the permissible value is not required in the report.

BELOW 1GHz WORST-CASE DATA

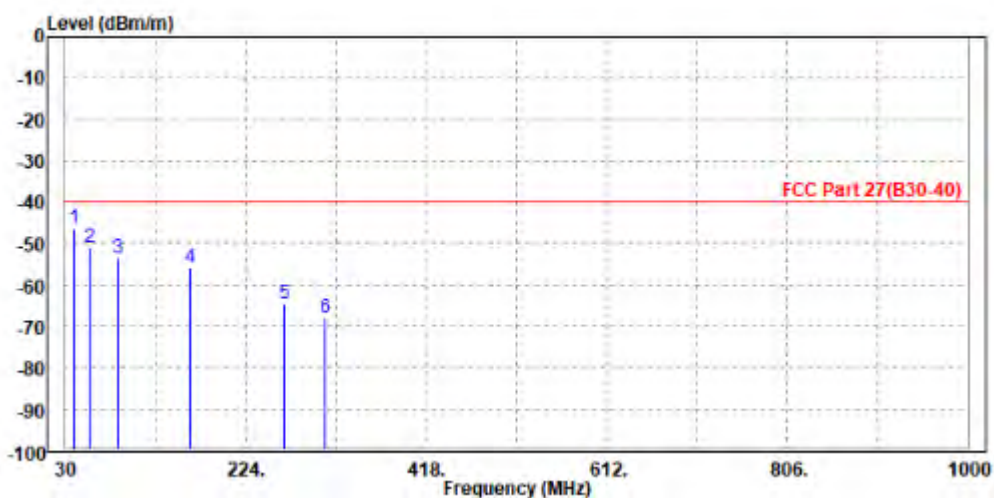
30 MHz – 1GHz data:

LTE Band 30

CHANNEL BANDWIDTH: 10MHz / QPSK

MODE	TX channel 27710	FREQUENCY RANGE	Below 1000MHz
ENVIRONMENTAL CONDITIONS	23deg. C, 70%RH	INPUT POWER	DC 5V from adapter
TESTED BY	Star Le		
ANTENNA POLARITY & TEST DISTANCE: HORIZONTAL AT 3 M			

	Freq	Level	Read Level	Limit Line	Over Limit	Factor	Remark	Pol/Phase
	MHz	dBm/m	dBm	dBm/m	dB	dB/m		
1	PP	39.700	-46.37	-58.45	-40.00	-6.37	12.08 Peak	Horizontal
2		56.190	-51.11	-47.86	-40.00	-11.11	-3.25 Peak	Horizontal
3		86.260	-53.46	-44.94	-40.00	-13.46	-8.52 Peak	Horizontal
4		163.860	-55.77	-37.44	-40.00	-15.77	-18.33 Peak	Horizontal
5		264.740	-64.68	-49.13	-40.00	-24.68	-15.55 Peak	Horizontal
6		309.360	-67.93	-54.44	-40.00	-27.93	-13.49 Peak	Horizontal

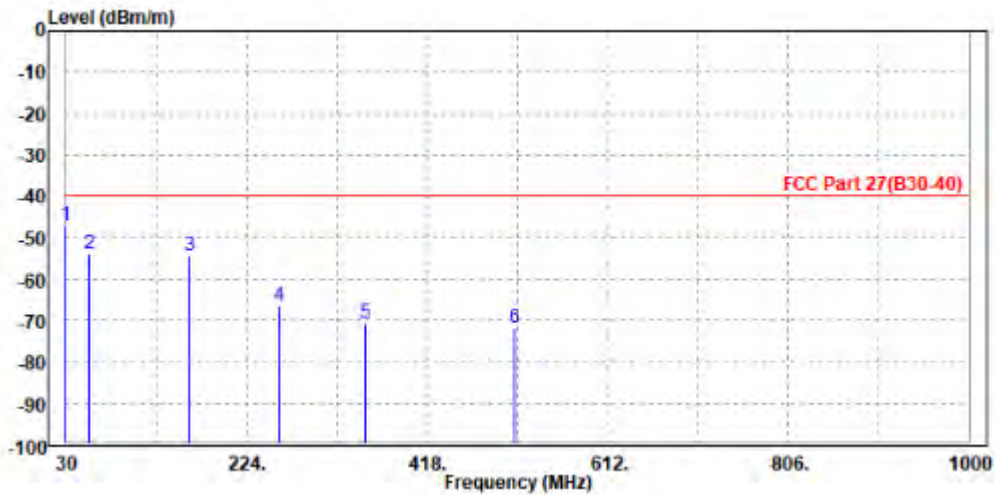




Test Report No.: W7L-220503W001RF06

MODE	TX channel 27710	FREQUENCY RANGE	Below 1000MHz
ENVIRONMENTAL CONDITIONS	23deg. C, 70%RH	INPUT POWER	DC 5V from adapter
TESTED BY	Star Le		
ANTENNA POLARITY & TEST DISTANCE: VERTICAL AT 3 M			

	Freq	Level	Read Level	Limit Line	Over Limit	Factor	Remark	Pol/Phase
	MHz	dBm/m	dBm	dBm/m	dB	dB/m		
1	30.000	-47.26	-52.59	-40.00	-7.26	5.33	Peak	Vertical
2	55.220	-54.00	-45.29	-40.00	-14.00	-8.71	Peak	Vertical
3	161.920	-54.45	-39.38	-40.00	-14.45	-15.07	Peak	Vertical
4	257.950	-66.42	-54.94	-40.00	-26.42	-11.48	Peak	Vertical
5	352.040	-70.67	-59.56	-40.00	-30.67	-11.11	Peak	Vertical
6	511.120	-72.03	-64.77	-40.00	-32.03	-7.26	Peak	Vertical





BUREAU VERITAS

Test Report No.: W7L-220503W001RF06

ABOVE 1GHz

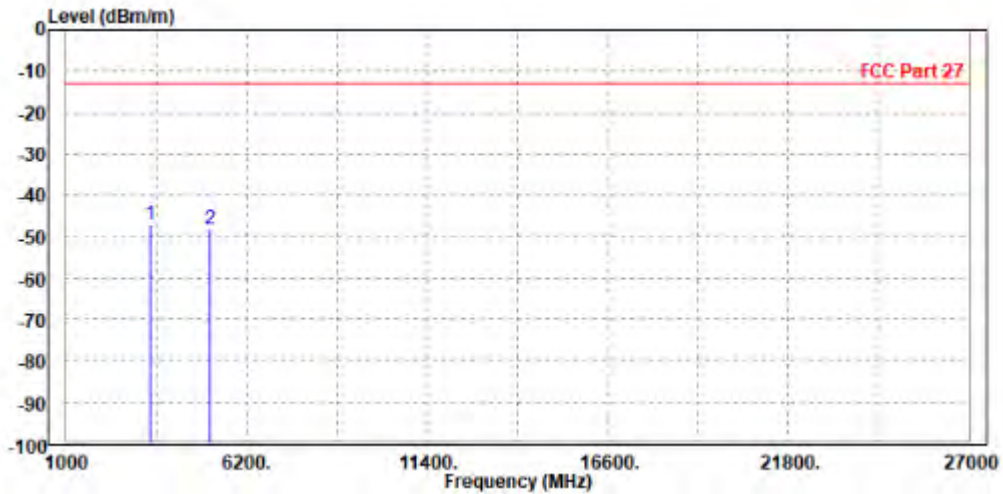
Note: For higher frequency, the emission is too low to be detected.

WCDMA Band IV:

CH 1312

MODE	TX channel 1312	FREQUENCY RANGE	Above 1000MHz
ENVIRONMENTAL CONDITIONS	23deg. C, 70%RH	INPUT POWER	AC 120V/60HZ
TESTED BY	Jace Hu		
ANTENNA POLARITY & TEST DISTANCE: HORIZONTAL AT 3 M			

	Freq	Level	Read Level	Limit Line	Over Limit	Factor	Remark	Pol/Phase
	MHz	dBm/m	dBm	dBm/m	dB	dB/m		
1	PP 3418.000	-46.98	-55.57	-13.00	-33.98	8.59	Peak	Horizontal
2	5137.200	-48.13	-57.07	-13.00	-35.13	8.94	Peak	Horizontal

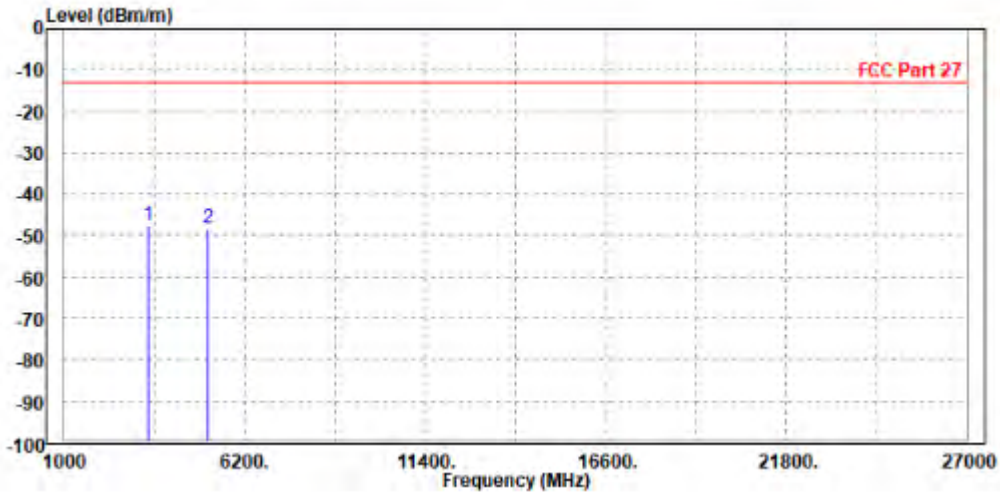




Test Report No.: W7L-220503W001RF06

MODE	TX channel 1312	FREQUENCY RANGE	Above 1000MHz
ENVIRONMENTAL CONDITIONS	23deg. C, 70%RH	INPUT POWER	AC 120V/60HZ
TESTED BY	Jace Hu		
ANTENNA POLARITY & TEST DISTANCE: VERTICAL AT 3 M			

	Freq	Level	Read Level	Limit Line	Over Limit	Factor	Remark	Pol/Phase
	MHz	dBm/m	dBm	dBm/m	dB	dB/m		
1 PP	3418.000	-47.40	-56.51	-13.00	-34.40	9.11	Peak	Vertical
2	5137.200	-48.22	-58.07	-13.00	-35.22	9.85	Peak	Vertical



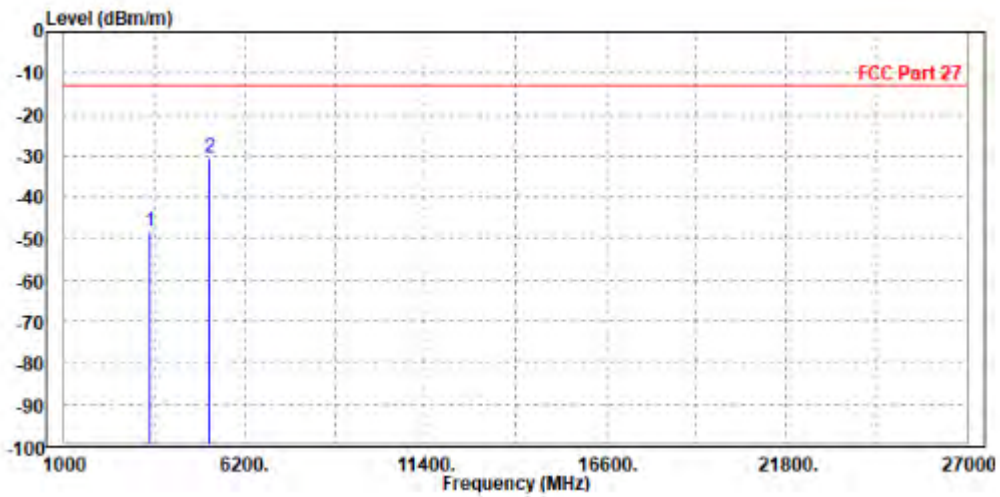


Test Report No.: W7L-220503W001RF06

CH 1413

MODE	TX channel 1413	FREQUENCY RANGE	Above 1000MHz
ENVIRONMENTAL CONDITIONS	23deg. C, 70%RH	INPUT POWER	AC 120V/60HZ
TESTED BY	Jace Hu		
ANTENNA POLARITY & TEST DISTANCE: HORIZONTAL AT 3 M			

	Freq	Level	Read Level	Limit Line	Over Limit	Factor	Remark	Pol/Phase
	MHz	dBm/m	dBm	dBm/m	dB	dB/m		
1	3470.000	-48.11	-56.69	-13.00	-35.11	8.58	Peak	Horizontal
2 PP	5186.000	-30.26	-39.34	-13.00	-17.26	9.08	Peak	Horizontal

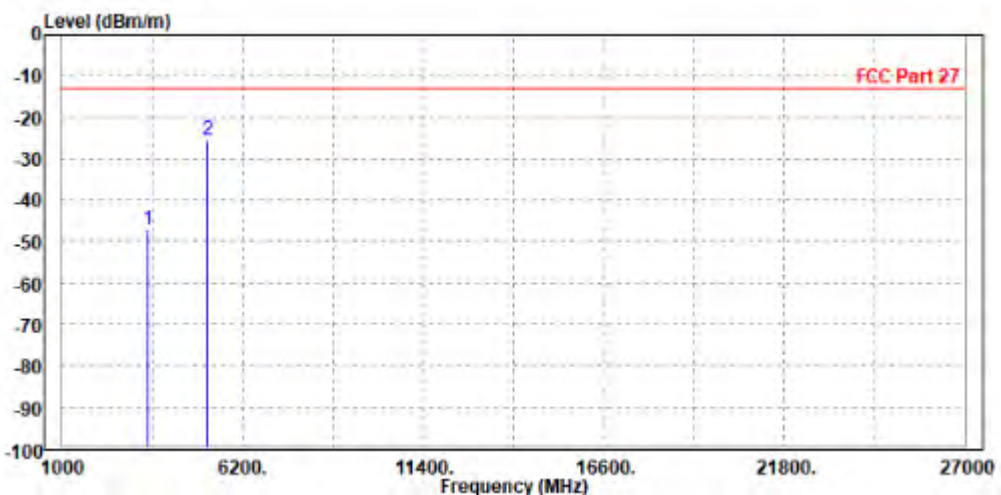




Test Report No.: W7L-220503W001RF06

MODE	TX channel 1413	FREQUENCY RANGE	Above 1000MHz
ENVIRONMENTAL CONDITIONS	23deg. C, 70%RH	INPUT POWER	AC 120V/60HZ
TESTED BY	Jace Hu		
ANTENNA POLARITY & TEST DISTANCE: VERTICAL AT 3 M			

	Freq	Level	Read Level	Limit Line	Over Limit	Factor	Remark	Pol/Phase
	MHz	dBm/m	dBm	dBm/m	dB	dB/m		
1	3465.200	-47.24	-56.40	-13.00	-34.24	9.16	Peak	Vertical
2 PP	5186.000	-25.44	-35.27	-13.00	-12.44	9.83	Peak	Vertical



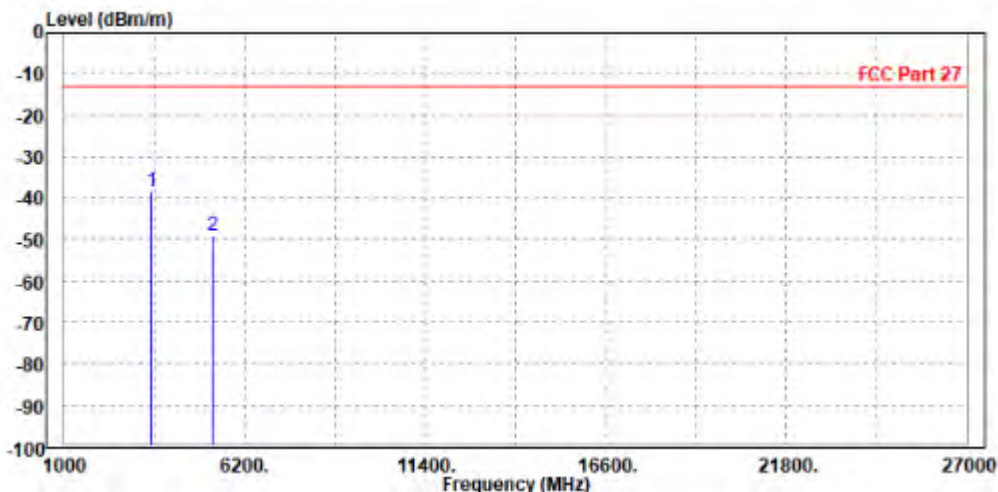


Test Report No.: W7L-220503W001RF06

CH 1513

MODE	TX channel 1513	FREQUENCY RANGE	Above 1000MHz
ENVIRONMENTAL CONDITIONS	23deg. C, 70%RH	INPUT POWER	AC 120V/60HZ
TESTED BY	Jace Hu		
ANTENNA POLARITY & TEST DISTANCE: HORIZONTAL AT 3 M			

	Freq	Level	Read Level	Limit Line	Over Limit	Factor	Remark	Pol/Phase
	MHz	dBm/m	dBm	dBm/m	dB	dB/m		
1	PP 3496.000	-38.32	-46.89	-13.00	-25.32	8.57	Peak	Horizontal
2	5257.800	-49.01	-58.31	-13.00	-36.01	9.30	Peak	Horizontal

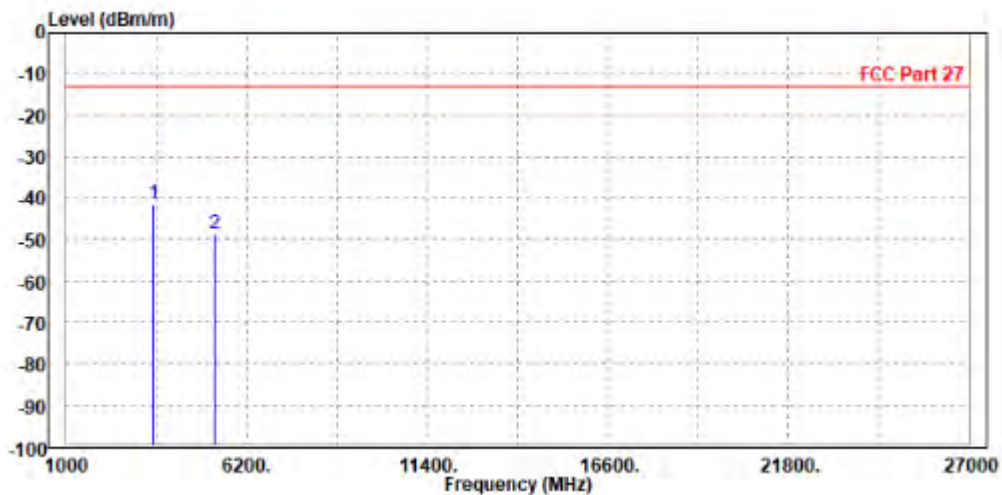




Test Report No.: W7L-220503W001RF06

MODE	TX channel 1513	FREQUENCY RANGE	Above 1000MHz
ENVIRONMENTAL CONDITIONS	23deg. C, 70%RH	INPUT POWER	AC 120V/60HZ
TESTED BY	Jace Hu		
ANTENNA POLARITY & TEST DISTANCE: VERTICAL AT 3 M			

	Freq	Level	Read Level	Limit Line	Over Limit	Factor	Remark	Pol/Phase
	MHz	dBm/m	dBm	dBm/m	dB	dB/m		
1	PP 3496.000	-41.53	-50.72	-13.00	-28.53	9.19	Peak	Vertical
2	5257.800	-48.55	-58.35	-13.00	-35.55	9.80	Peak	Vertical





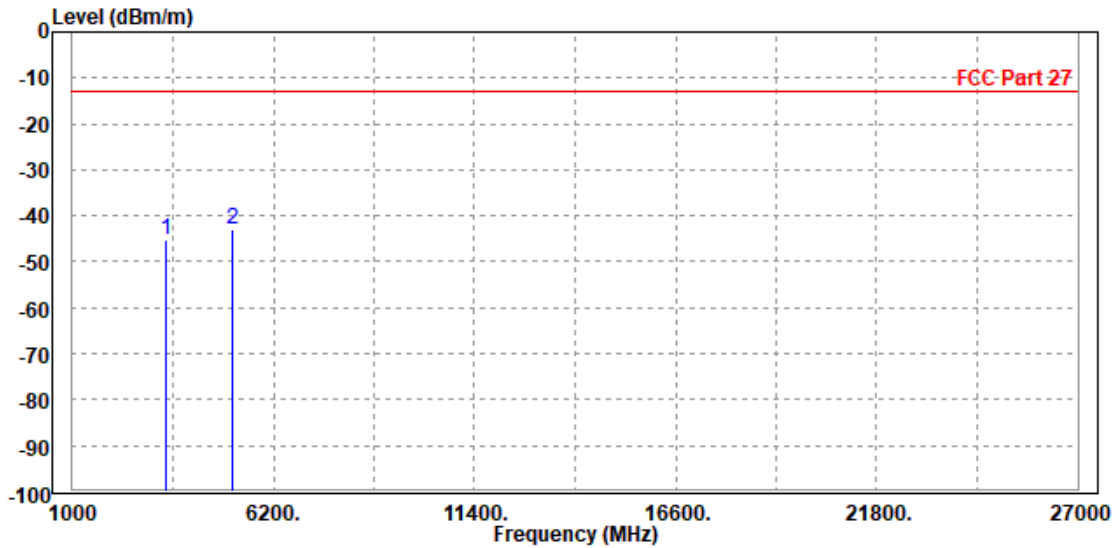
**BUREAU
VERITAS**

Test Report No.: W7L-220503W001RF06

**LTE Band 4
CHANNEL BANDWIDTH: 1.4MHz / QPSK
CH 19957**

MODE	TX channel 19957	FREQUENCY RANGE	Above 1000MHz
ENVIRONMENTAL CONDITIONS	23deg. C, 70%RH	INPUT POWER	AC 120V/60Hz
TESTED BY	Jace Hu		
ANTENNA POLARITY & TEST DISTANCE: HORIZONTAL AT 3 M			

	Freq	Level	Read Level	Limit Line	Over Limit	Factor	Remark	Pol/Phase
	MHz	dBm/m	dBm	dBm/m	dB	dB/m		
1	3418.000	-45.24	-53.83	-13.00	-32.24	8.59	Peak	Horizontal
2 PP	5132.100	-43.14	-52.06	-13.00	-30.14	8.92	Peak	Horizontal

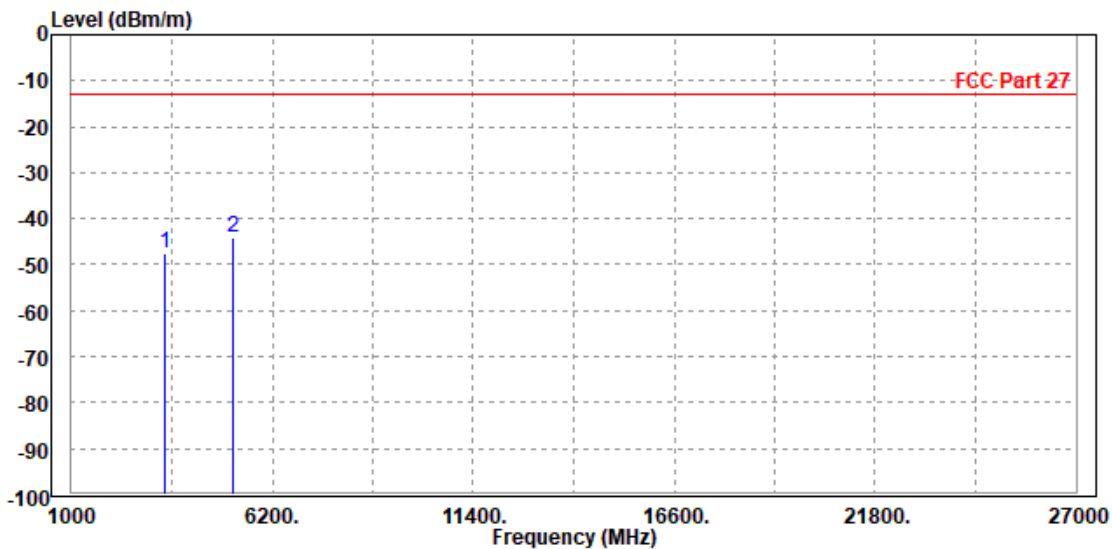




Test Report No.: W7L-220503W001RF06

MODE	TX channel 19957	FREQUENCY RANGE	Above 1000MHz
ENVIRONMENTAL CONDITIONS	23deg. C, 70%RH	INPUT POWER	AC 120V/60Hz
TESTED BY	Jace Hu		
ANTENNA POLARITY & TEST DISTANCE: VERTICAL AT 3 M			

	Freq	Level	Read Level	Limit Line	Over Limit	Factor	Remark	Pol/Phase
	MHz	dBm/m	dBm	dBm/m	dB	dB/m		
1	3421.400	-47.58	-56.69	-13.00	-34.58	9.11	Peak	Vertical
2 PP	5186.000	-43.98	-53.81	-13.00	-30.98	9.83	Peak	Vertical



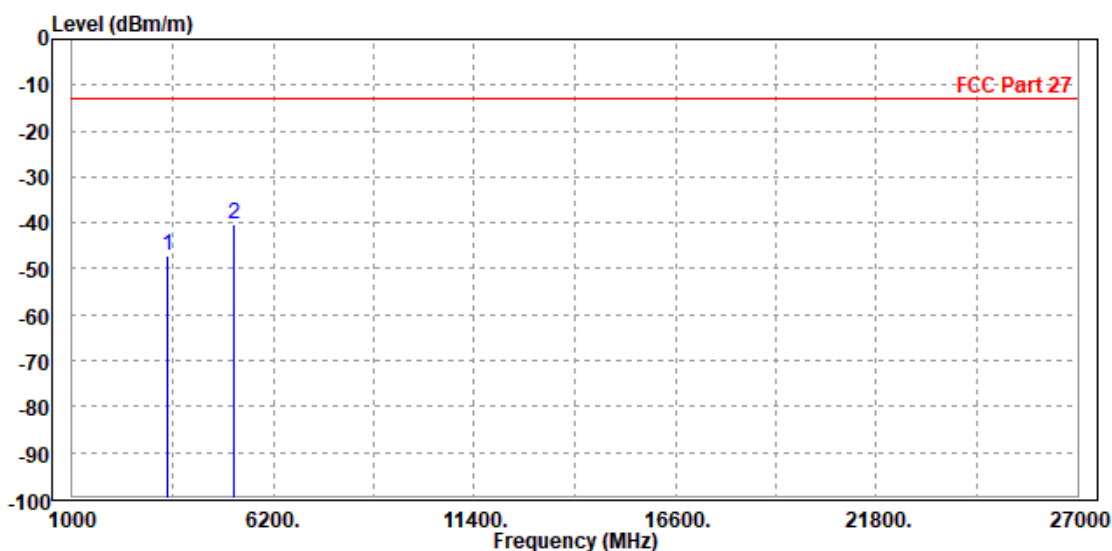


Test Report No.: W7L-220503W001RF06

CH 20175

MODE	TX channel 20175	FREQUENCY RANGE	Above 1000MHz
ENVIRONMENTAL CONDITIONS	23deg. C, 70%RH	INPUT POWER	AC 120V/60Hz
TESTED BY	Jace Hu		
ANTENNA POLARITY & TEST DISTANCE: HORIZONTAL AT 3 M			

	Freq	Level	Read Level	Limit Line	Over Limit	Factor	Remark	Pol/Phase
	MHz	dBm/m	dBm	dBm/m	dB	dB/m		
1	3465.000	-47.30	-55.88	-13.00	-34.30	8.58	Peak	Horizontal
2 PP	5186.000	-40.23	-49.31	-13.00	-27.23	9.08	Peak	Horizontal

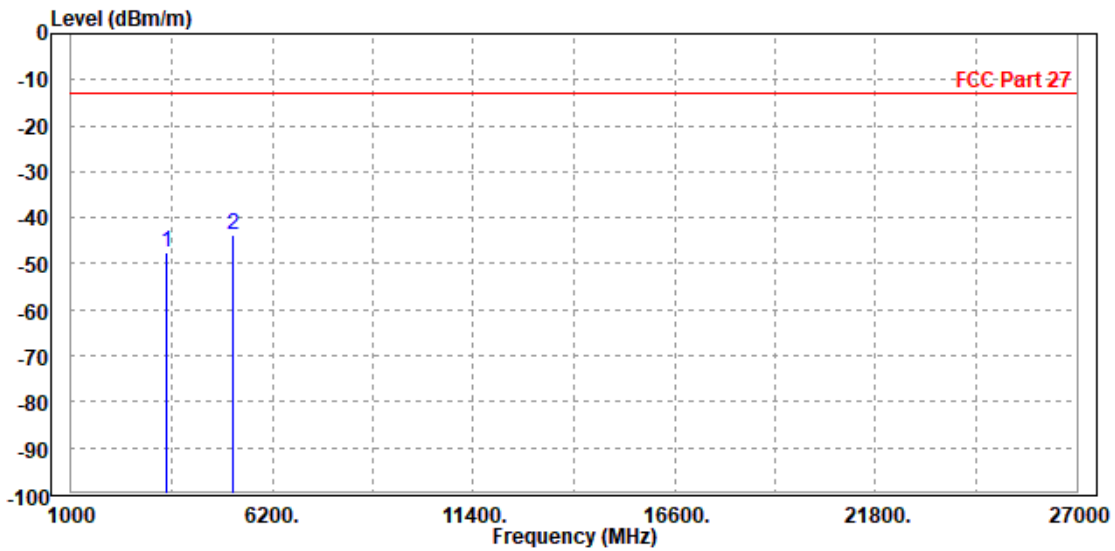




Test Report No.: W7L-220503W001RF06

MODE	TX channel 20175	FREQUENCY RANGE	Above 1000MHz
ENVIRONMENTAL CONDITIONS	23deg. C, 70%RH	INPUT POWER	AC 120V/60Hz
TESTED BY	Jace Hu		
ANTENNA POLARITY & TEST DISTANCE: VERTICAL AT 3 M			

	Freq	Level	Read Level	Limit Line	Over Limit	Factor	Remark	Pol/Phase
	MHz	dBm/m	dBm	dBm/m	dB	dB/m		
1	3470.000	-47.55	-56.71	-13.00	-34.55	9.16	Peak	Vertical
2 PP	5197.500	-43.58	-53.40	-13.00	-30.58	9.82	Peak	Vertical





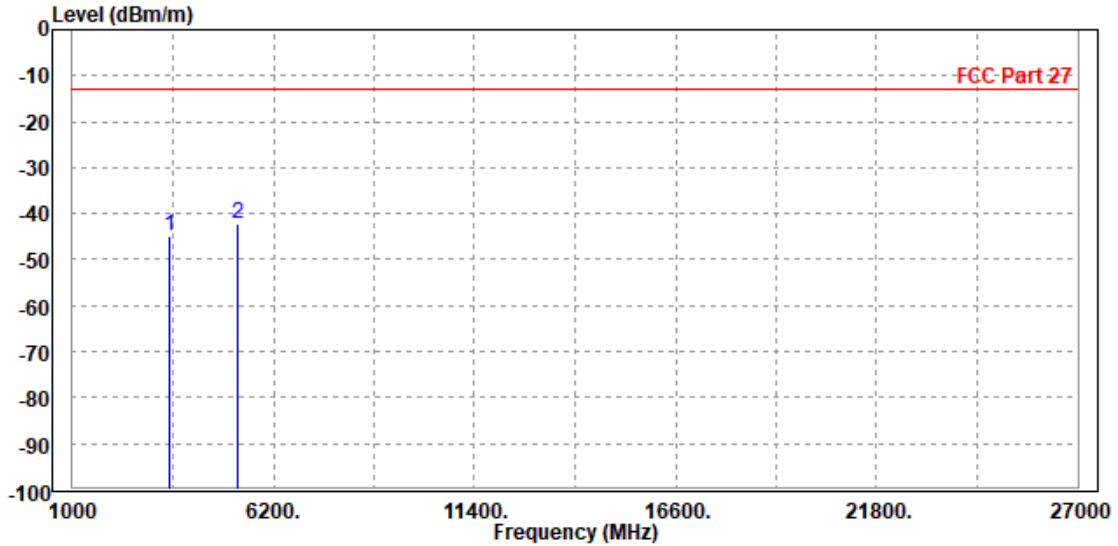
**BUREAU
VERITAS**

Test Report No.: W7L-220503W001RF06

CH 20393

MODE	TX channel 20393	FREQUENCY RANGE	Above 1000MHz
ENVIRONMENTAL CONDITIONS	23deg. C, 70%RH	INPUT POWER	AC 120V/60Hz
TESTED BY	Jace Hu		
ANTENNA POLARITY & TEST DISTANCE: HORIZONTAL AT 3 M			

	Freq	Level	Read Level	Limit Line	Over Limit	Factor	Remark	Pol/Phase
	MHz	dBm/m	dBm	dBm/m	dB	dB/m		
1	3496.000	-44.95	-53.52	-13.00	-31.95	8.57	Peak	Horizontal
2	PP 5262.900	-42.09	-51.40	-13.00	-29.09	9.31	Peak	Horizontal

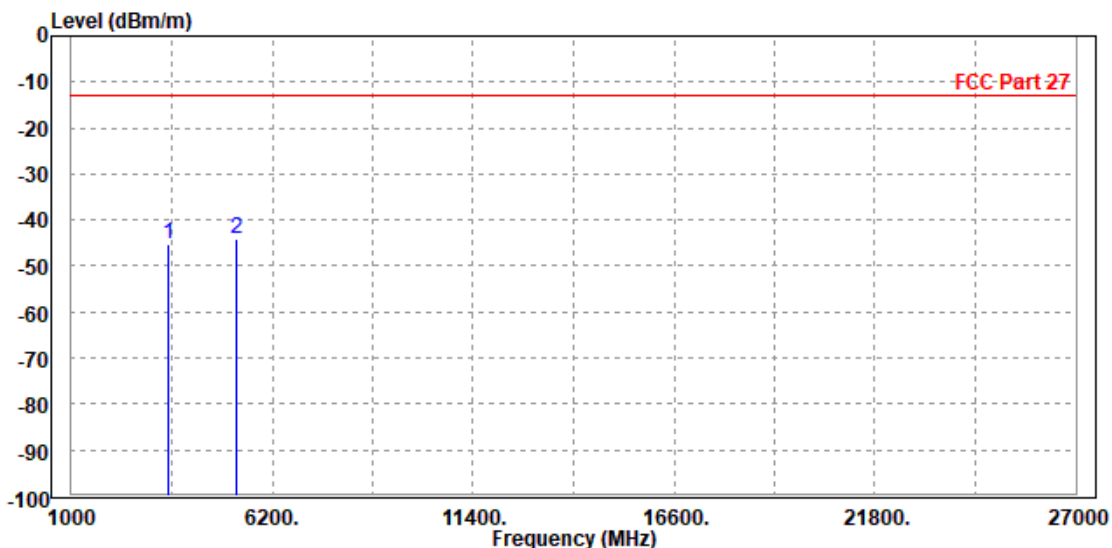




Test Report No.: W7L-220503W001RF06

MODE	TX channel 20393	FREQUENCY RANGE	Above 1000MHz
ENVIRONMENTAL CONDITIONS	23deg. C, 70%RH	INPUT POWER	AC 120V/60Hz
TESTED BY	Jace Hu		
ANTENNA POLARITY & TEST DISTANCE: VERTICAL AT 3 M			

	Freq	Level	Read Level	Limit Line	Over Limit	Factor	Remark	Pol/Phase
	MHz	dBm/m	dBm	dBm/m	dB	dB/m		
1	3508.600	-45.37	-54.56	-13.00	-32.37	9.19	Peak	Vertical
2 PP	5264.000	-44.17	-53.97	-13.00	-31.17	9.80	Peak	Vertical



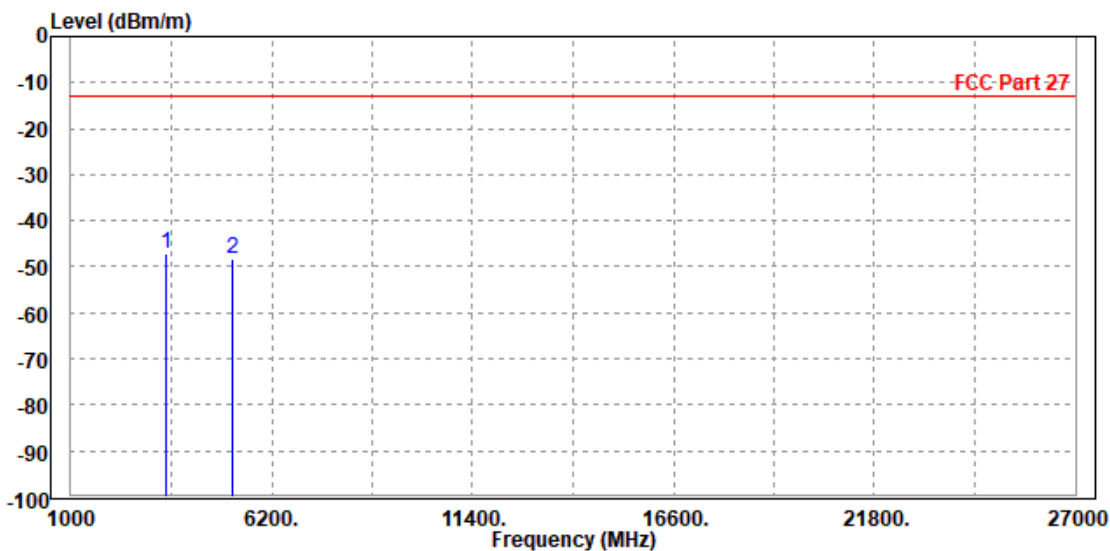


Test Report No.: W7L-220503W001RF06

CHANNEL BANDWIDTH: 3MHz / QPSK

MODE	TX channel 20175	FREQUENCY RANGE	Above 1000MHz
ENVIRONMENTAL CONDITIONS	23deg. C, 70%RH	INPUT POWER	AC 120V/60Hz
TESTED BY	Jace Hu		
ANTENNA POLARITY & TEST DISTANCE: HORIZONTAL AT 3 M			

	Freq	Level	Read Level	Limit Line	Over Limit	Factor	Remark	Pol/Phase
	MHz	dBm/m	dBm	dBm/m	dB	dB/m		
1	PP 3470.000	-47.10	-55.68	-13.00	-34.10	8.58	Peak	Horizontal
2	5197.500	-48.10	-57.22	-13.00	-35.10	9.12	Peak	Horizontal

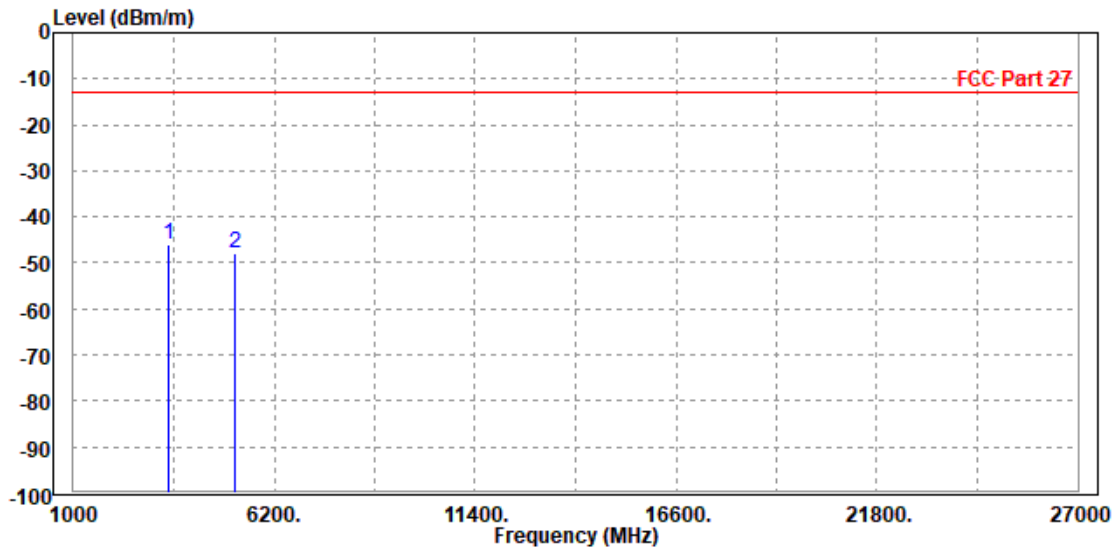




Test Report No.: W7L-220503W001RF06

MODE	TX channel 20175	FREQUENCY RANGE	Above 1000MHz
ENVIRONMENTAL CONDITIONS	23deg. C, 70%RH	INPUT POWER	AC 120V/60Hz
TESTED BY	Jace Hu		
ANTENNA POLARITY & TEST DISTANCE: VERTICAL AT 3 M			

	Freq	Level	Read Level	Limit Line	Over Limit	Factor	Remark	Pol/Phase
	MHz	dBm/m	dBm	dBm/m	dB	dB/m		
1	PP 3470.000	-45.97	-55.13	-13.00	-32.97	9.16	Peak	Vertical
2	5197.500	-48.07	-57.89	-13.00	-35.07	9.82	Peak	Vertical





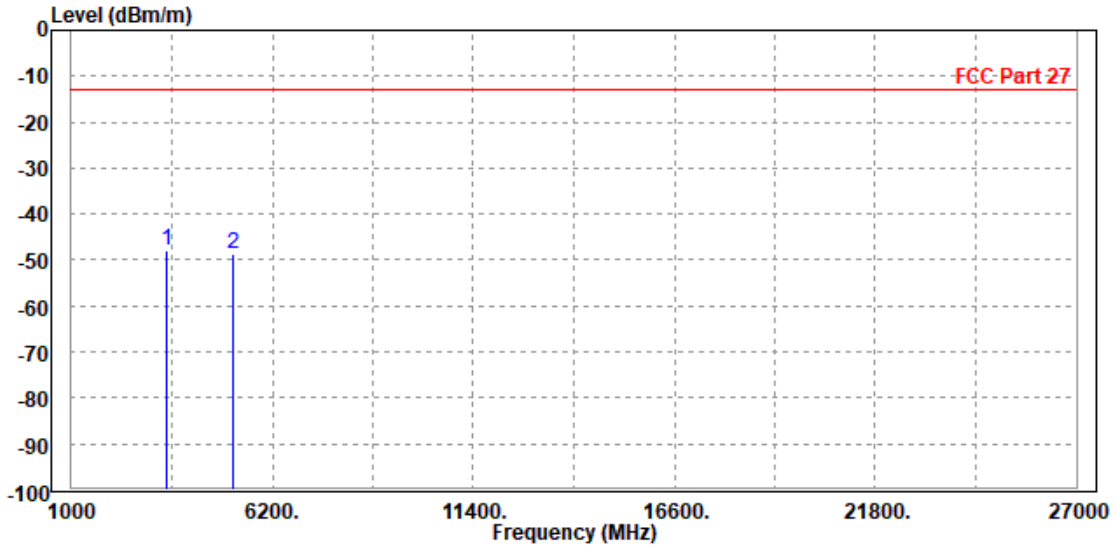
**BUREAU
VERITAS**

Test Report No.: W7L-220503W001RF06

CHANNEL BANDWIDTH: 5MHz / QPSK

MODE	TX channel 20175	FREQUENCY RANGE	Above 1000MHz
ENVIRONMENTAL CONDITIONS	23deg. C, 70%RH	INPUT POWER	AC 120V/60Hz
TESTED BY	Jace Hu		
ANTENNA POLARITY & TEST DISTANCE: HORIZONTAL AT 3 M			

	Read	Limit	Over			
Freq	Level	Level	Line	Limit	Factor	Remark
MHz	dBm/m	dBm	dBm/m	dB	dB/m	Pol/Phase
1 PP 3470.000	-48.00	-56.58	-13.00	-35.00	8.58	Peak Horizontal
2 5197.500	-48.74	-57.86	-13.00	-35.74	9.12	Peak Horizontal

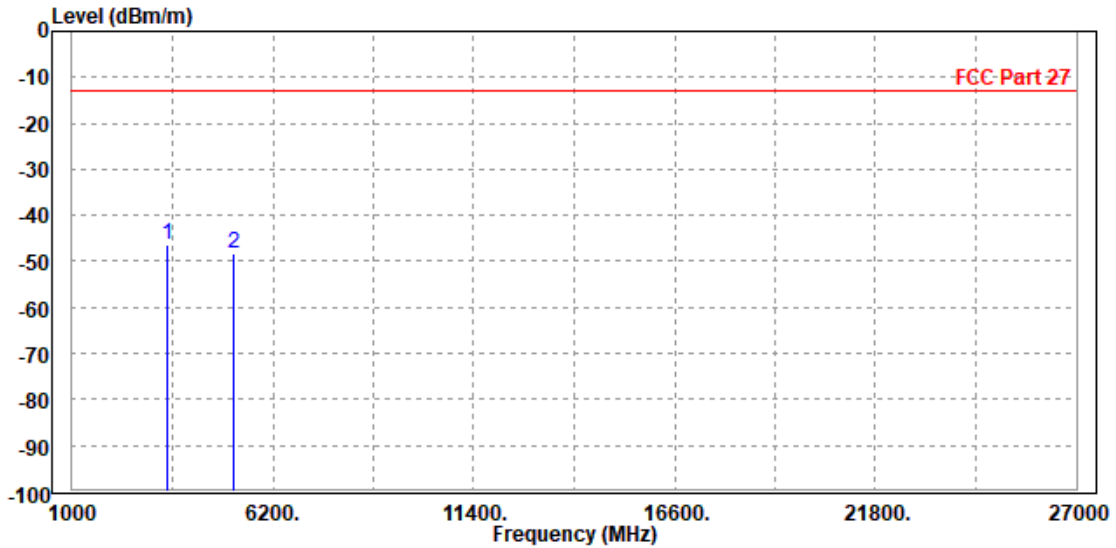




Test Report No.: W7L-220503W001RF06

MODE	TX channel 20175	FREQUENCY RANGE	Above 1000MHz
ENVIRONMENTAL CONDITIONS	23deg. C, 70%RH	INPUT POWER	AC 120V/60Hz
TESTED BY	Jace Hu		
ANTENNA POLARITY & TEST DISTANCE: VERTICAL AT 3 M			

	Freq	Level	Read Level	Limit Line	Over Limit	Factor	Remark	Pol/Phase
	MHz	dBm/m	dBm	dBm/m	dB	dB/m		
1	PP 3470.000	-46.54	-55.70	-13.00	-33.54	9.16	Peak	Vertical
2	5197.500	-48.36	-58.18	-13.00	-35.36	9.82	Peak	Vertical





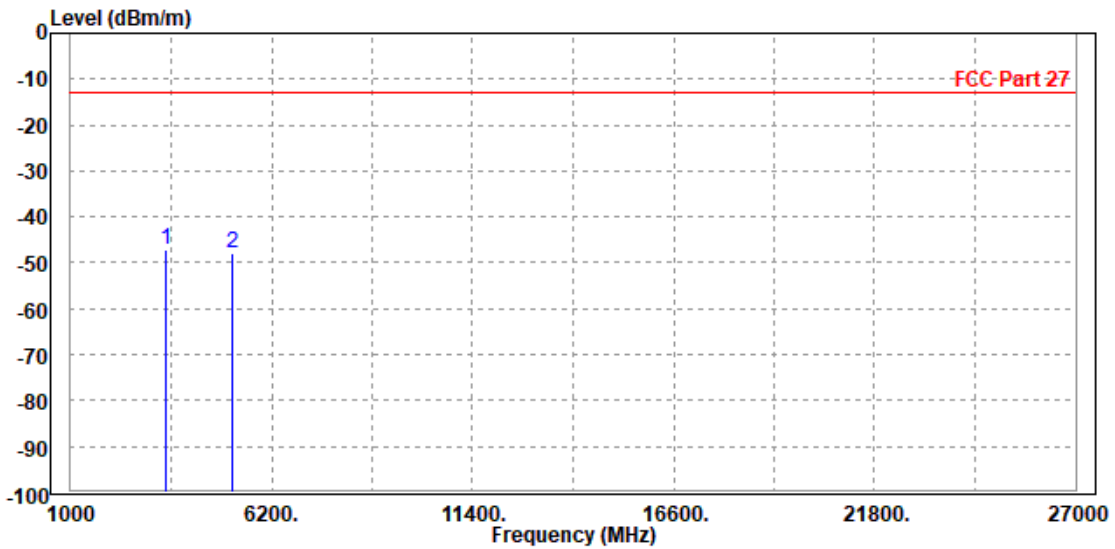
BUREAU VERITAS

Test Report No.: W7L-220503W001RF06

CHANNEL BANDWIDTH: 10MHz / QPSK

MODE	TX channel 20175	FREQUENCY RANGE	Above 1000MHz
ENVIRONMENTAL CONDITIONS	23deg. C, 70%RH	INPUT POWER	AC 120V/60Hz
TESTED BY	Jace Hu		
ANTENNA POLARITY & TEST DISTANCE: HORIZONTAL AT 3 M			

	Freq	Level	Read Level	Limit Line	Over Limit	Factor	Remark	Pol/Phase
	MHz	dBm/m	dBm	dBm/m	dB	dB/m		
1 PP	3470.000	-47.16	-55.74	-13.00	-34.16	8.58	Peak	Horizontal
2	5197.500	-47.92	-57.04	-13.00	-34.92	9.12	Peak	Horizontal

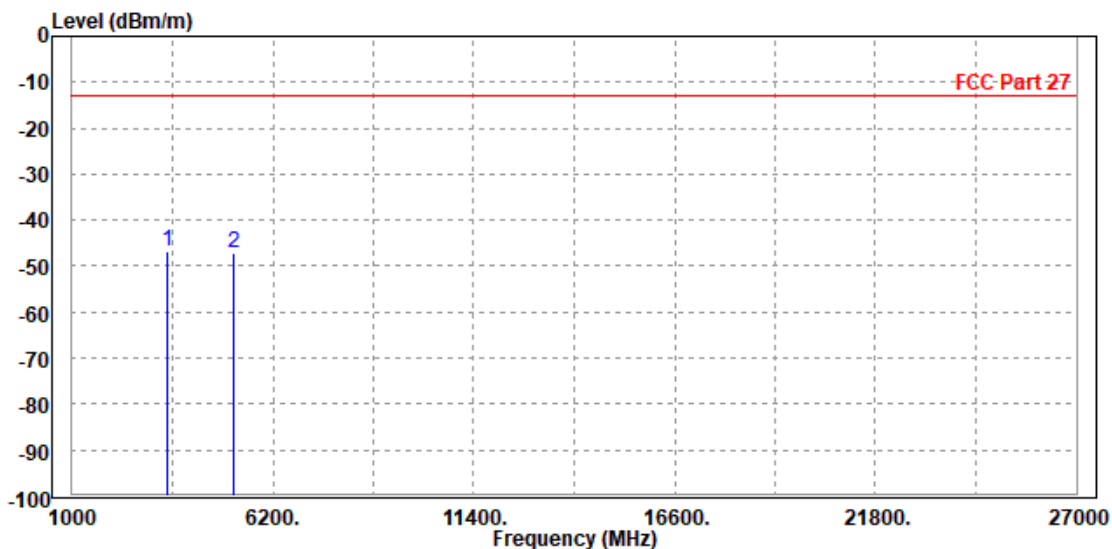




Test Report No.: W7L-220503W001RF06

MODE	TX channel 20175	FREQUENCY RANGE	Above 1000MHz
ENVIRONMENTAL CONDITIONS	23deg. C, 70%RH	INPUT POWER	AC 120V/60Hz
TESTED BY	Jace Hu		
ANTENNA POLARITY & TEST DISTANCE: VERTICAL AT 3 M			

	Freq	Level	Read Level	Limit Line	Over Limit	Factor	Remark	Pol/Phase
	MHz	dBm/m	dBm	dBm/m	dB	dB/m		
1	PP 3470.000	-46.82	-55.98	-13.00	-33.82	9.16	Peak	Vertical
2	5197.500	-47.03	-56.85	-13.00	-34.03	9.82	Peak	Vertical





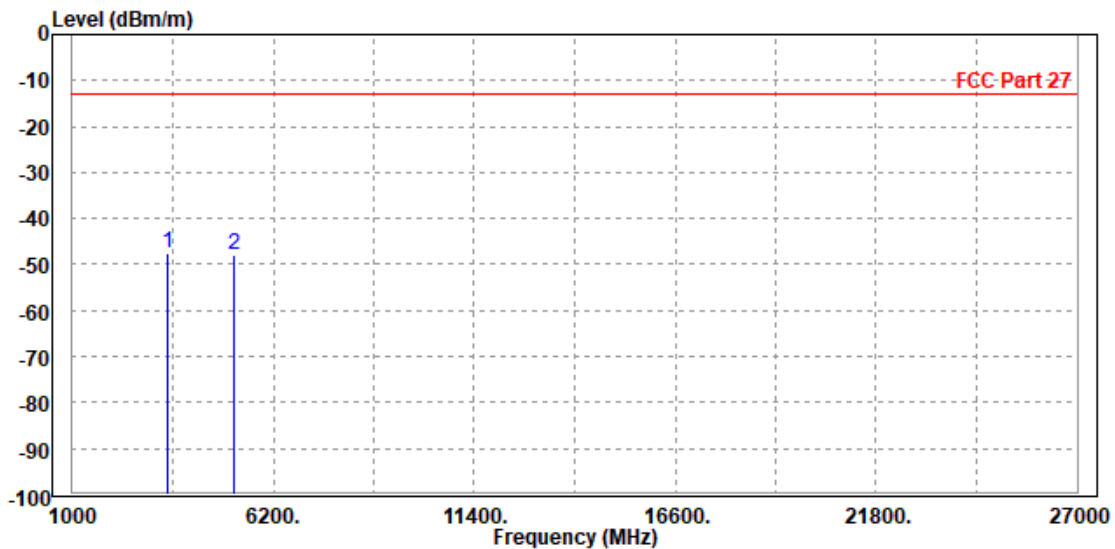
**BUREAU
VERITAS**

Test Report No.: W7L-220503W001RF06

CHANNEL BANDWIDTH: 15MHz / QPSK

MODE	TX channel 20175	FREQUENCY RANGE	Above 1000MHz
ENVIRONMENTAL CONDITIONS	23deg. C, 70%RH	INPUT POWER	AC 120V/60Hz
TESTED BY	Jace Hu		
ANTENNA POLARITY & TEST DISTANCE: HORIZONTAL AT 3 M			

	Freq	Level	Read Level	Limit Line	Over Limit	Factor	Remark	Pol/Phase
	MHz	dBm/m	dBm	dBm/m	dB	dB/m		
1	PP 3470.000	-47.62	-56.20	-13.00	-34.62	8.58	Peak	Horizontal
2	5197.500	-47.95	-57.07	-13.00	-34.95	9.12	Peak	Horizontal

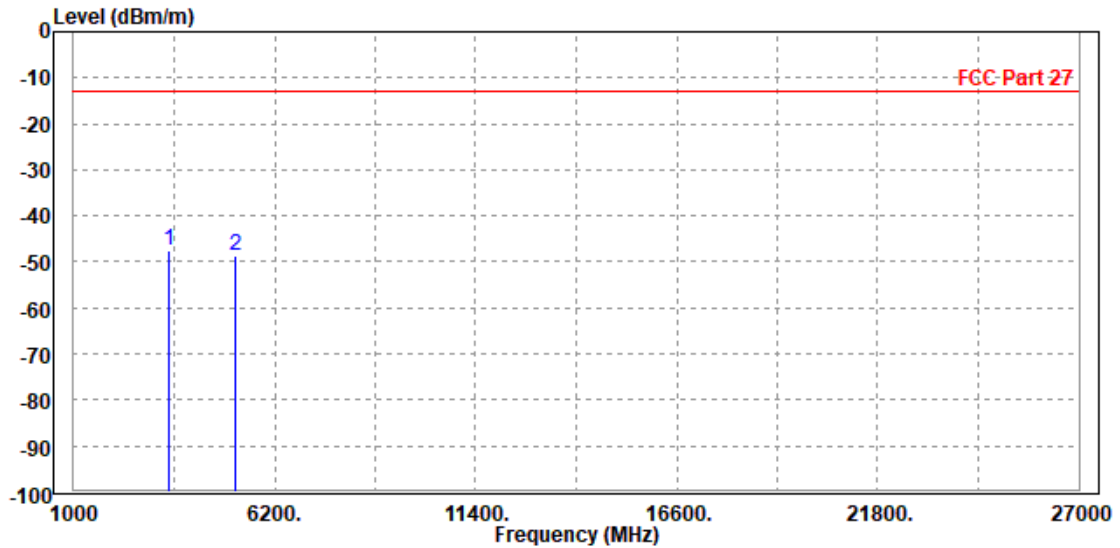




Test Report No.: W7L-220503W001RF06

MODE	TX channel 20175	FREQUENCY RANGE	Above 1000MHz
ENVIRONMENTAL CONDITIONS	23deg. C, 70%RH	INPUT POWER	AC 120V/60Hz
TESTED BY	Jace Hu		
ANTENNA POLARITY & TEST DISTANCE: VERTICAL AT 3 M			

	Freq	Level	Read Level	Limit Line	Over Limit	Factor	Remark	Pol/Phase
	MHz	dBm/m	dBm	dBm/m	dB	dB/m		
1	PP 3470.000	-47.43	-56.59	-13.00	-34.43	9.16	Peak	Vertical
2	5197.500	-48.55	-58.37	-13.00	-35.55	9.82	Peak	Vertical





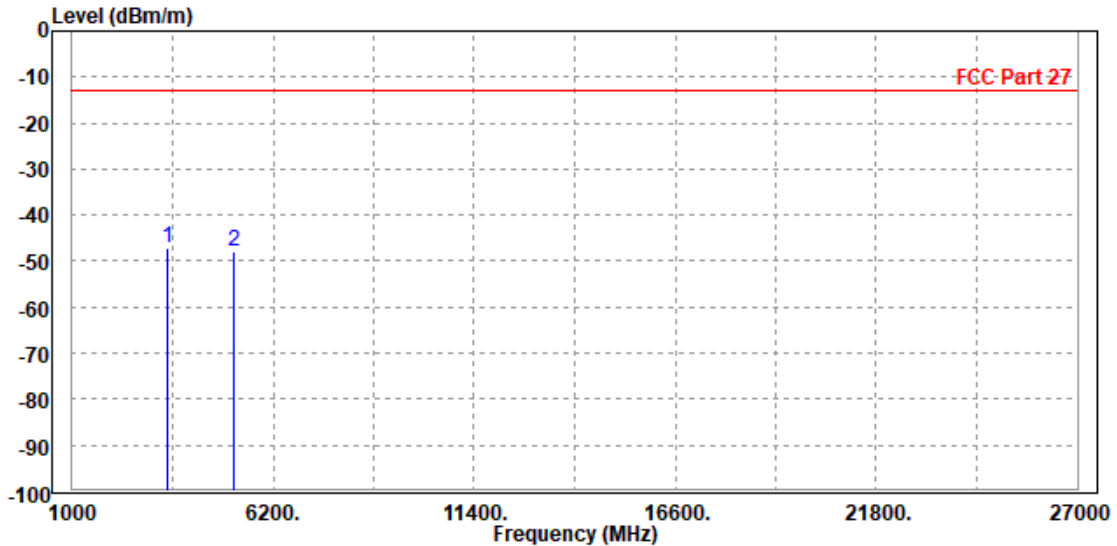
**BUREAU
VERITAS**

Test Report No.: W7L-220503W001RF06

CHANNEL BANDWIDTH: 20MHz / QPSK

MODE	TX channel 20175	FREQUENCY RANGE	Above 1000MHz
ENVIRONMENTAL CONDITIONS	23deg. C, 70%RH	INPUT POWER	AC 120V/60Hz
TESTED BY	Jace Hu		
ANTENNA POLARITY & TEST DISTANCE: HORIZONTAL AT 3 M			

	Freq	Level	Read Level	Limit Line	Over Limit	Factor	Remark	Pol/Phase
	MHz	dBm/m	dBm	dBm/m	dB	dB/m		
1	PP 3470.000	-47.20	-55.78	-13.00	-34.20	8.58	Peak	Horizontal
2	5197.500	-48.06	-57.18	-13.00	-35.06	9.12	Peak	Horizontal

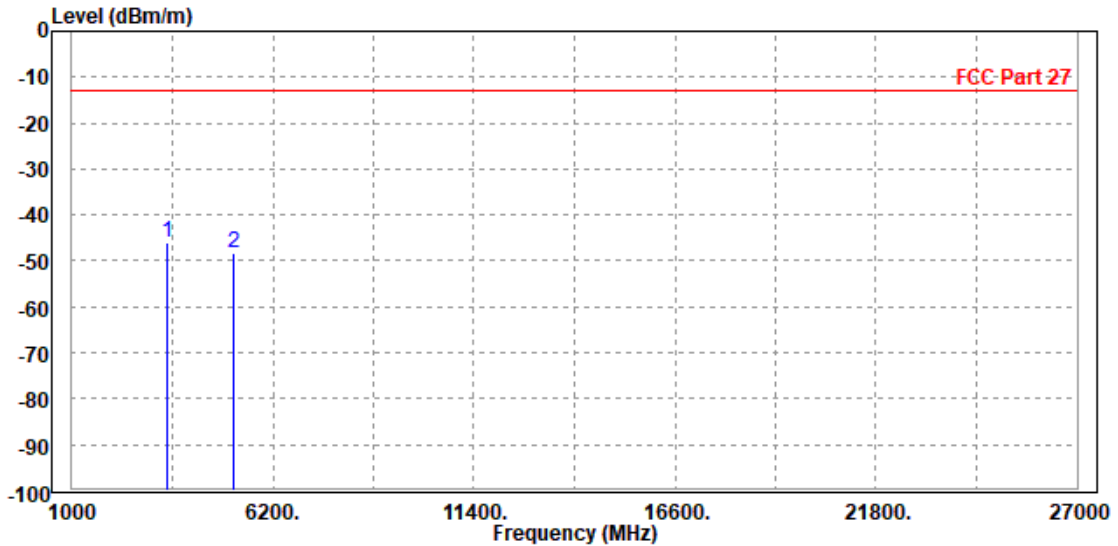




Test Report No.: W7L-220503W001RF06

MODE	TX channel 20175	FREQUENCY RANGE	Above 1000MHz
ENVIRONMENTAL CONDITIONS	23deg. C, 70%RH	INPUT POWER	AC 120V/60Hz
TESTED BY	Jace Hu		
ANTENNA POLARITY & TEST DISTANCE: VERTICAL AT 3 M			

	Freq	Level	Read Level	Limit Line	Over Limit	Factor	Remark	Pol/Phase
	MHz	dBm/m	dBm	dBm/m	dB	dB/m		
1	PP 3470.000	-46.20	-55.36	-13.00	-33.20	9.16	Peak	Vertical
2	5197.500	-48.17	-57.99	-13.00	-35.17	9.82	Peak	Vertical





Test Report No.: W7L-220503W001RF06

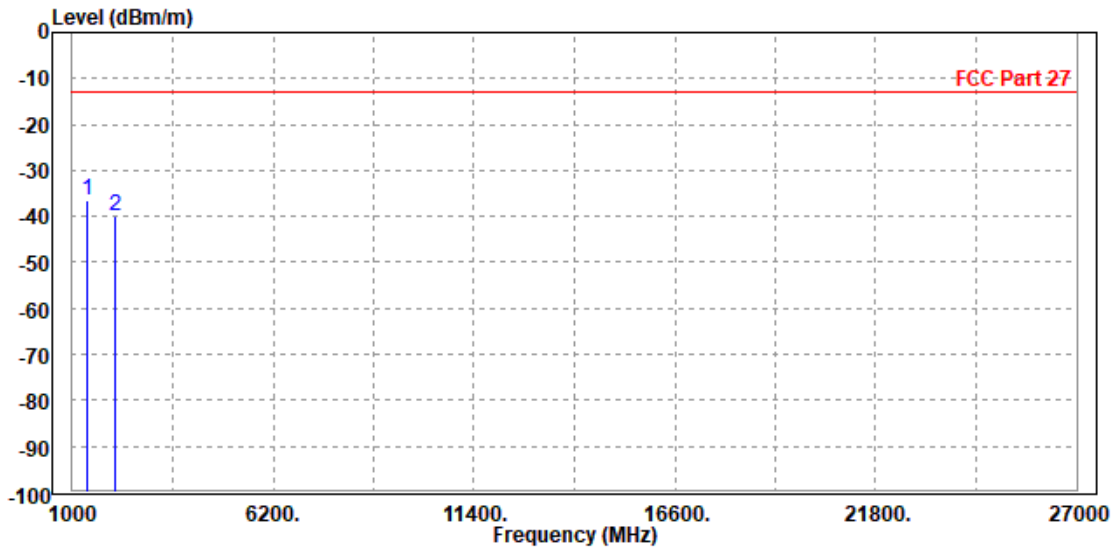
LTE BAND 12

CHANNEL BANDWIDTH: 1.4MHz / QPSK

CH23017

MODE	TX channel 23017	FREQUENCY RANGE	Above 1000MHz
ENVIRONMENTAL CONDITIONS	23deg. C, 70%RH	INPUT POWER	DC 5V from adapter
TESTED BY	Star Le		
ANTENNA POLARITY & TEST DISTANCE: HORIZONTAL AT 3 M			

	Freq	Level	Read Level	Limit Line	Over Limit	Factor	Remark	Pol/Phase
	MHz	dBm/m	dBm	dBm/m	dB	dB/m		
1 PP	1390.000	-36.66	-37.63	-13.00	-23.66	0.97	Peak	Horizontal
2	2099.100	-39.93	-47.58	-13.00	-26.93	7.65	Peak	Horizontal

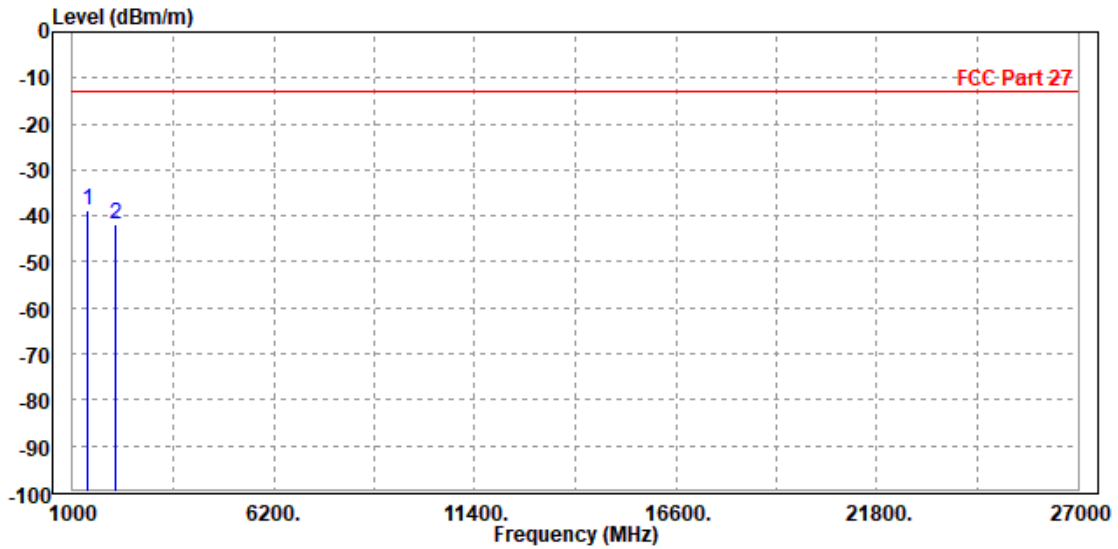




Test Report No.: W7L-220503W001RF06

MODE	TX channel 23017	FREQUENCY RANGE	Above 1000MHz
ENVIRONMENTAL CONDITIONS	23deg. C, 70%RH	INPUT POWER	DC 5V from adapter
TESTED BY	Star Le		
ANTENNA POLARITY & TEST DISTANCE: VERTICAL AT 3 M			

	Freq	Level	Read Level	Limit Line	Over Limit	Factor	Remark	Pol/Phase
	MHz	dBm/m	dBm	dBm/m	dB	dB/m		
1	PP 1399.400	-38.89	-40.51	-13.00	-25.89	1.62	Peak	Vertical
2	2099.100	-41.95	-48.61	-13.00	-28.95	6.66	Peak	Vertical



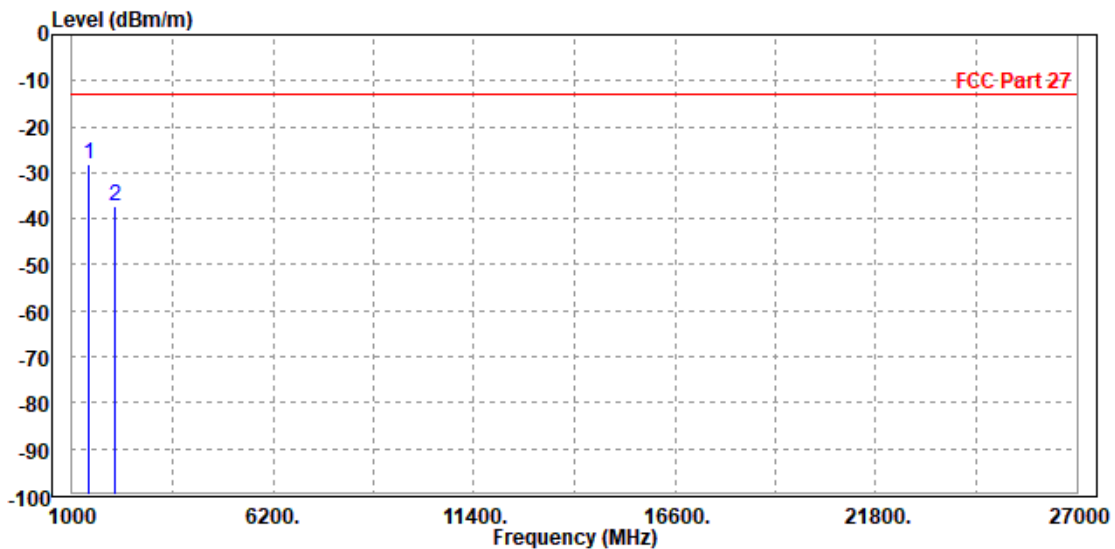


Test Report No.: W7L-220503W001RF06

CH23095

MODE	TX channel 23095	FREQUENCY RANGE	Above 1000MHz
ENVIRONMENTAL CONDITIONS	23deg. C, 70%RH	INPUT POWER	DC 5V from adapter
TESTED BY	Star Le		
ANTENNA POLARITY & TEST DISTANCE: HORIZONTAL AT 3 M			

	Freq	Level	Read Level	Limit Line	Over Limit	Factor	Remark	Pol/Phase
	MHz	dBm/m	dBm	dBm/m	dB	dB/m		
1 PP	1415.000	-28.31	-29.38	-13.00	-15.31	1.07	Peak	Horizontal
2	2118.000	-37.28	-44.95	-13.00	-24.28	7.67	Peak	Horizontal

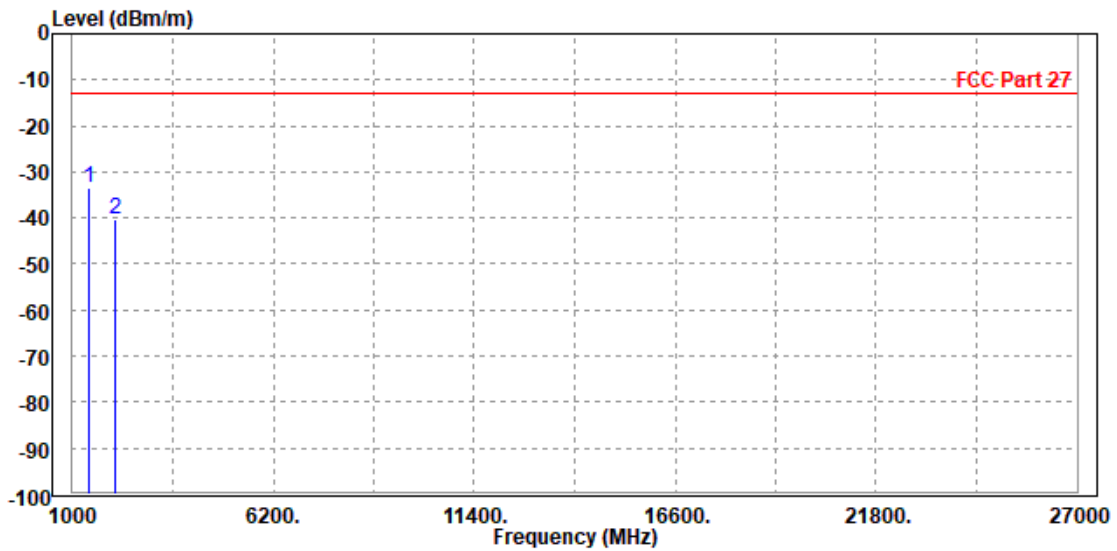




Test Report No.: W7L-220503W001RF06

MODE	TX channel 23095	FREQUENCY RANGE	Above 1000MHz
ENVIRONMENTAL CONDITIONS	23deg. C, 70%RH	INPUT POWER	DC 5V from adapter
TESTED BY	Star Le		
ANTENNA POLARITY & TEST DISTANCE: VERTICAL AT 3 M			

	Freq	Level	Read Level	Limit Line	Over Limit	Factor	Remark	Pol/Phase
	MHz	dBm/m	dBm	dBm/m	dB	dB/m		
1	PP 1416.000	-33.44	-35.13	-13.00	-20.44	1.69	Peak	Vertical
2	2122.500	-40.26	-46.95	-13.00	-27.26	6.69	Peak	Vertical



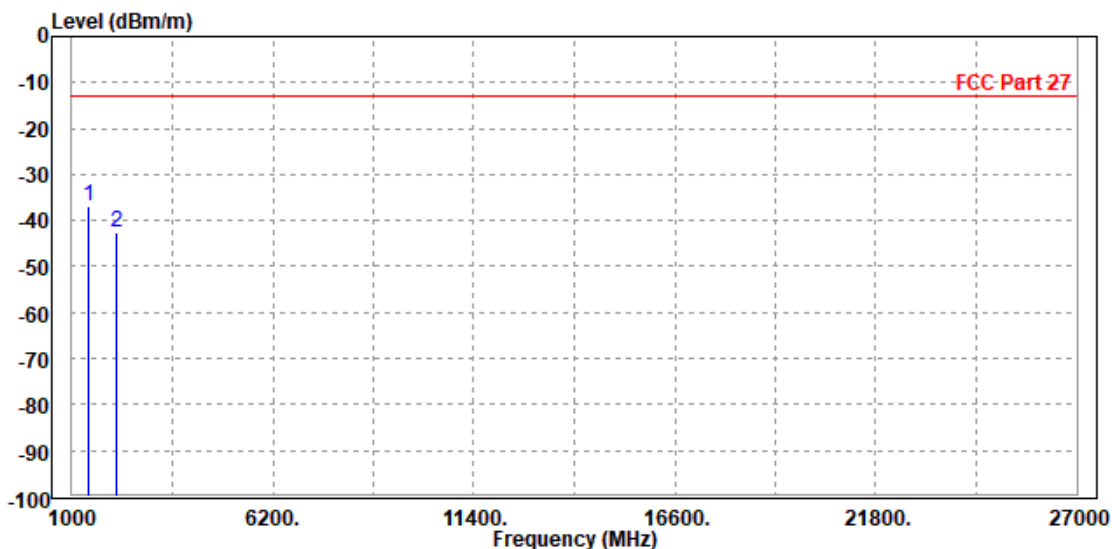


Test Report No.: W7L-220503W001RF06

CH23173

MODE	TX channel 23173	FREQUENCY RANGE	Above 1000MHz
ENVIRONMENTAL CONDITIONS	23deg. C, 70%RH	INPUT POWER	DC 5V from adapter
TESTED BY	Star Le		
ANTENNA POLARITY & TEST DISTANCE: HORIZONTAL AT 3 M			

	Freq	Level	Read Level	Limit Line	Over Limit	Factor	Remark	Pol/Phase
	MHz	dBm/m	dBm	dBm/m	dB	dB/m		
1	PP 1442.000	-36.88	-38.07	-13.00	-23.88	1.19	Peak	Horizontal
2	2145.900	-42.51	-50.20	-13.00	-29.51	7.69	Peak	Horizontal

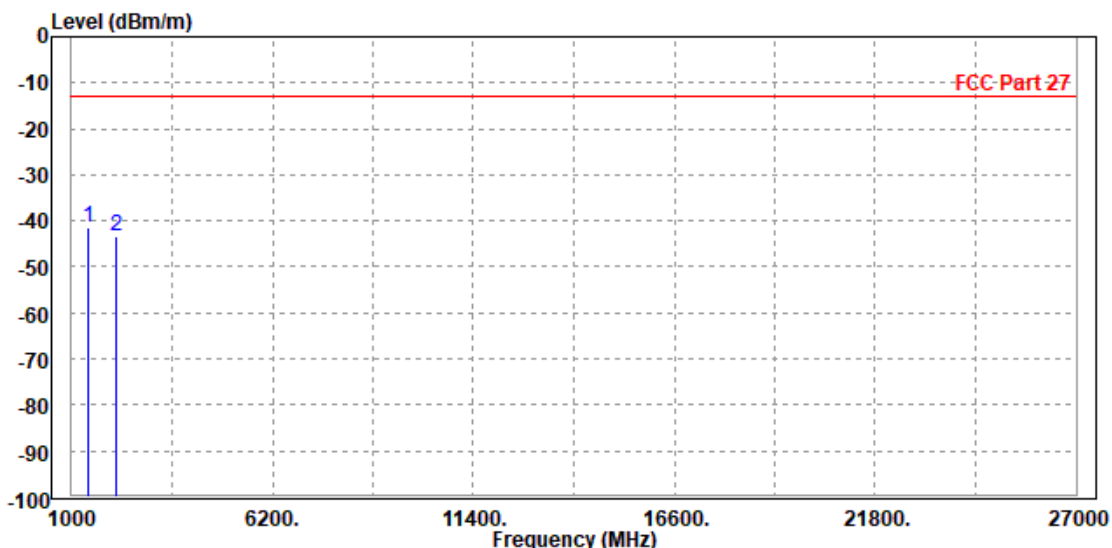




Test Report No.: W7L-220503W001RF06

MODE	TX channel 23173	FREQUENCY RANGE	Above 1000MHz
ENVIRONMENTAL CONDITIONS	23deg. C, 70%RH	INPUT POWER	DC 5V from adapter
TESTED BY	Star Le		
ANTENNA POLARITY & TEST DISTANCE: VERTICAL AT 3 M			

	Freq	Level	Read Level	Limit Line	Over Limit	Factor	Remark	Pol/Phase
	MHz	dBm/m	dBm	dBm/m	dB	dB/m		
1	PP 1442.000	-41.56	-43.36	-13.00	-28.56	1.80	Peak	Vertical
2	2145.900	-43.23	-49.94	-13.00	-30.23	6.71	Peak	Vertical





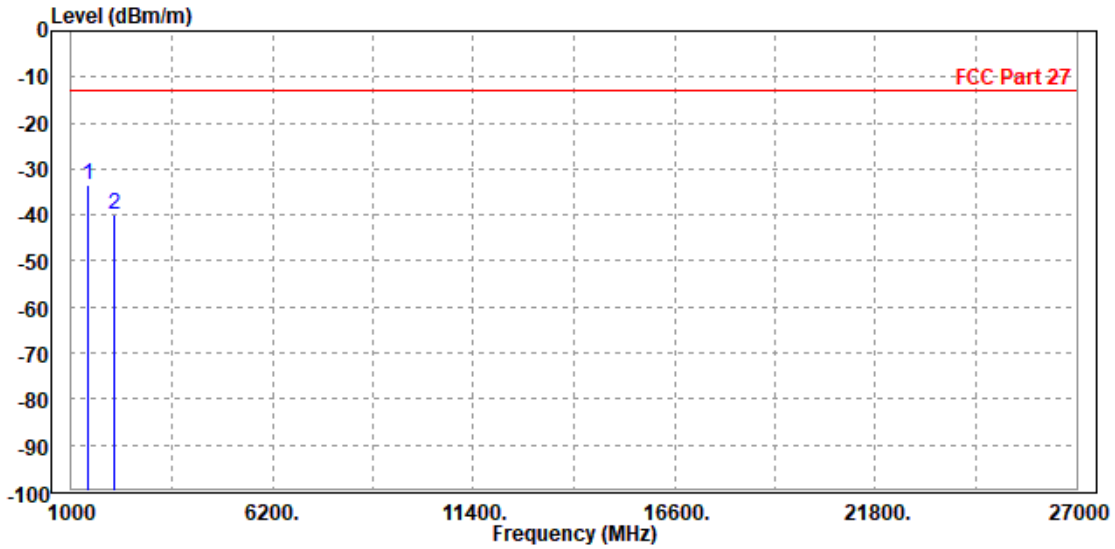
BUREAU VERITAS

Test Report No.: W7L-220503W001RF06

CHANNEL BANDWIDTH: 3MHz / QPSK

MODE	TX channel 23095	FREQUENCY RANGE	Above 1000MHz
ENVIRONMENTAL CONDITIONS	23deg. C, 70%RH	INPUT POWER	DC 5V from adapter
TESTED BY	Star Le		
ANTENNA POLARITY & TEST DISTANCE: HORIZONTAL AT 3 M			

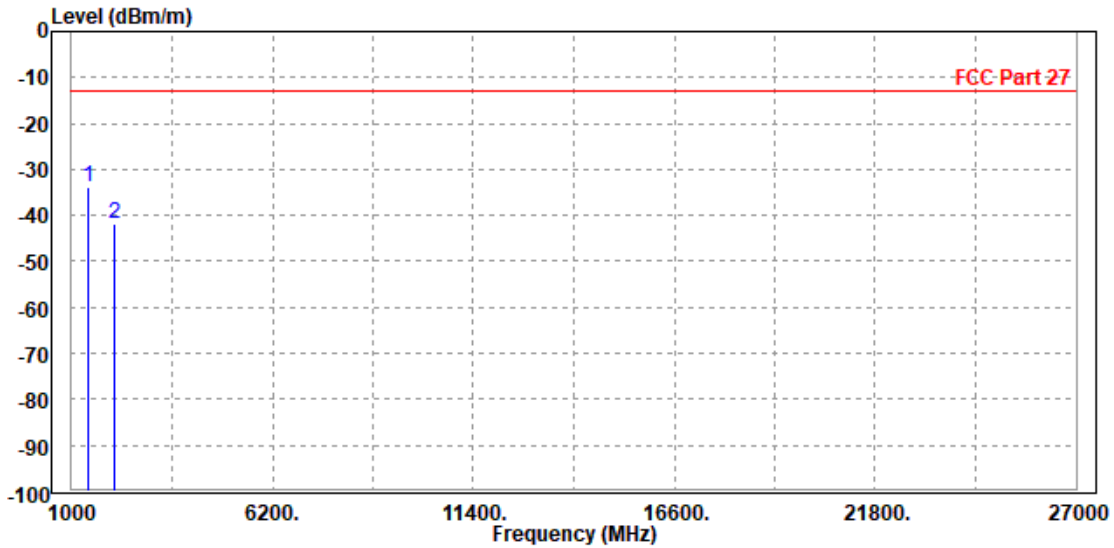
	Freq	Level	Read Level	Limit Line	Over Limit	Factor	Remark	Pol/Phase
	MHz	dBm/m	dBm	dBm/m	dB	dB/m		
1	PP 1416.000	-33.59	-34.67	-13.00	-20.59	1.08	Peak	Horizontal
2	2122.500	-39.98	-47.65	-13.00	-26.98	7.67	Peak	Horizontal



Temperature(°C): 23 Humidity(%):70
 Test By : Star
 Reviewer By : Simon.wang



	Freq	Level	Read Level	Limit	Over Limit	Factor	Remark	Pol/Phase
	MHz	dBm/m	dBm	dBm/m	dB	dB/m		
1	1414.000	-45.07	-46.75	-13.00	-32.07	1.68	Peak	Vertical
2 PP	2122.000	-32.94	-39.63	-13.00	-19.94	6.69	Peak	Vertical





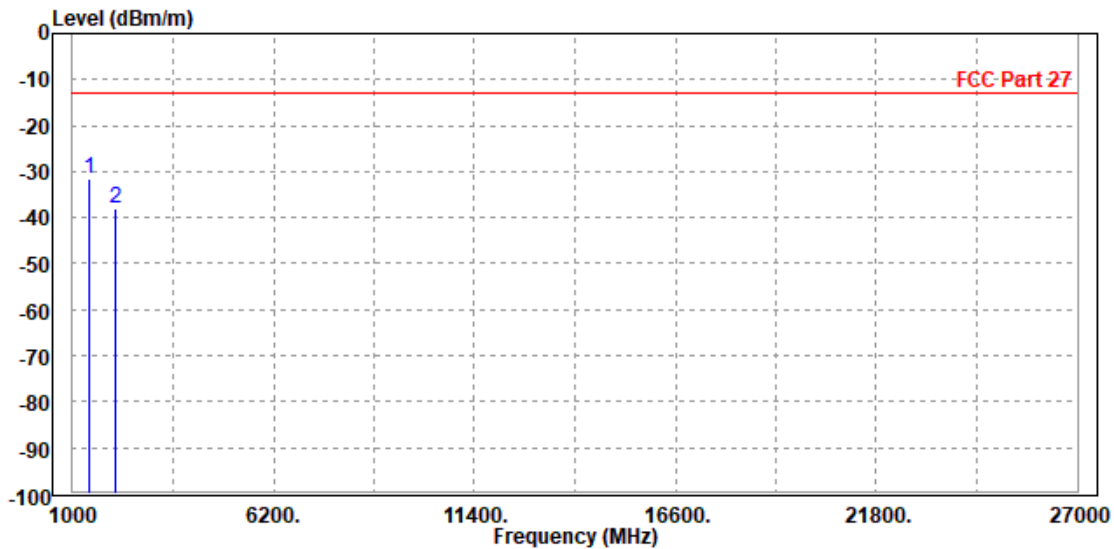
**BUREAU
VERITAS**

Test Report No.: W7L-220503W001RF06

CHANNEL BANDWIDTH: 5MHz / QPSK

MODE	TX channel 23095	FREQUENCY RANGE	Above 1000MHz
ENVIRONMENTAL CONDITIONS	23deg. C, 70%RH	INPUT POWER	DC 5V from adapter
TESTED BY	Star Le		
ANTENNA POLARITY & TEST DISTANCE: HORIZONTAL AT 3 M			

	Freq	Level	Read Level	Limit Line	Over Limit	Factor	Remark	Pol/Phase
	MHz	dBm/m	dBm	dBm/m	dB	dB/m		
1	PP 1416.000	-31.42	-32.50	-13.00	-18.42	1.08	Peak	Horizontal
2	2122.500	-37.86	-45.53	-13.00	-24.86	7.67	Peak	Horizontal



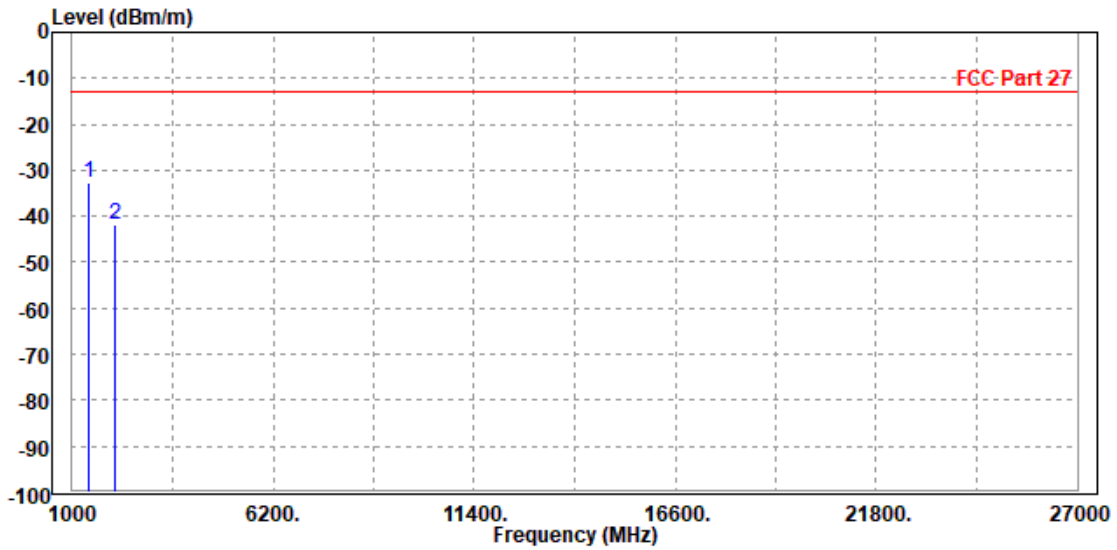


**BUREAU
VERITAS**

Test Report No.: W7L-220503W001RF06

MODE	TX channel 23095	FREQUENCY RANGE	Above 1000MHz
ENVIRONMENTAL CONDITIONS	23deg. C, 70%RH	INPUT POWER	DC 5V from adapter
TESTED BY	Star Le		
ANTENNA POLARITY & TEST DISTANCE: VERTICAL AT 3 M			

	Freq	Level	Read Level	Limit	Over Limit	Factor	Remark	Pol/Phase
	MHz	dBm/m	dBm	dBm/m	dB	dB/m		
1	PP 1416.000	-32.75	-34.44	-13.00	-19.75	1.69	Peak	Vertical
2	2118.000	-41.89	-48.57	-13.00	-28.89	6.68	Peak	Vertical





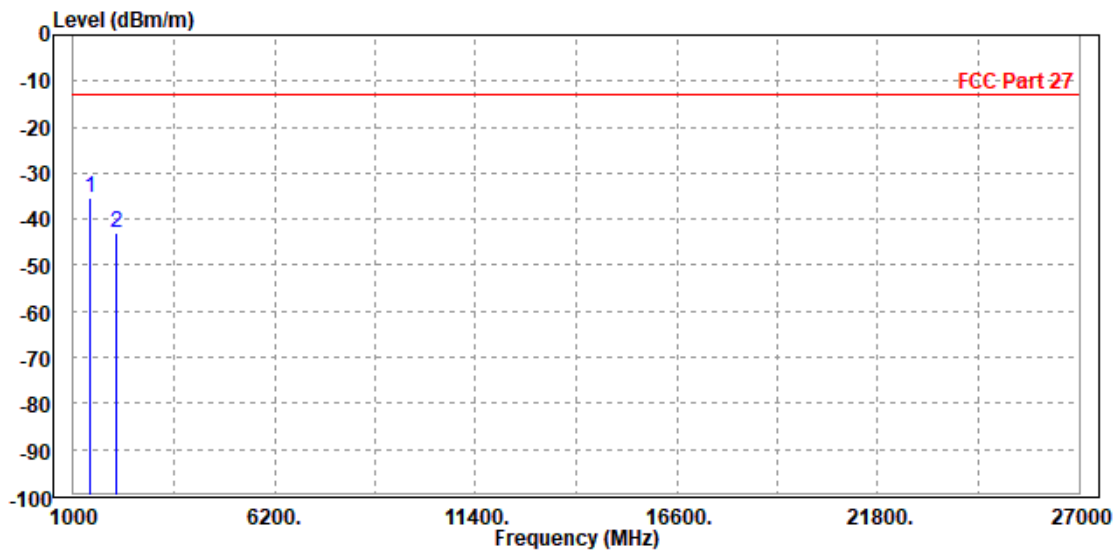
BUREAU
VERITAS

Test Report No.: W7L-220503W001RF06

CHANNEL BANDWIDTH: 10MHz / QPSK

MODE	TX channel 23095	FREQUENCY RANGE	Above 1000MHz
ENVIRONMENTAL CONDITIONS	23deg. C, 70%RH	INPUT POWER	DC 5V from adapter
TESTED BY	Star Le		
ANTENNA POLARITY & TEST DISTANCE: HORIZONTAL AT 3 M			

	Freq	Level	Read Level	Limit Line	Over Limit	Factor	Remark	Pol/Phase
	MHz	dBm/m	dBm	dBm/m	dB	dB/m		
1	PP 1416.000	-35.36	-36.44	-13.00	-22.36	1.08	Peak	Horizontal
2	2122.500	-42.82	-50.49	-13.00	-29.82	7.67	Peak	Horizontal

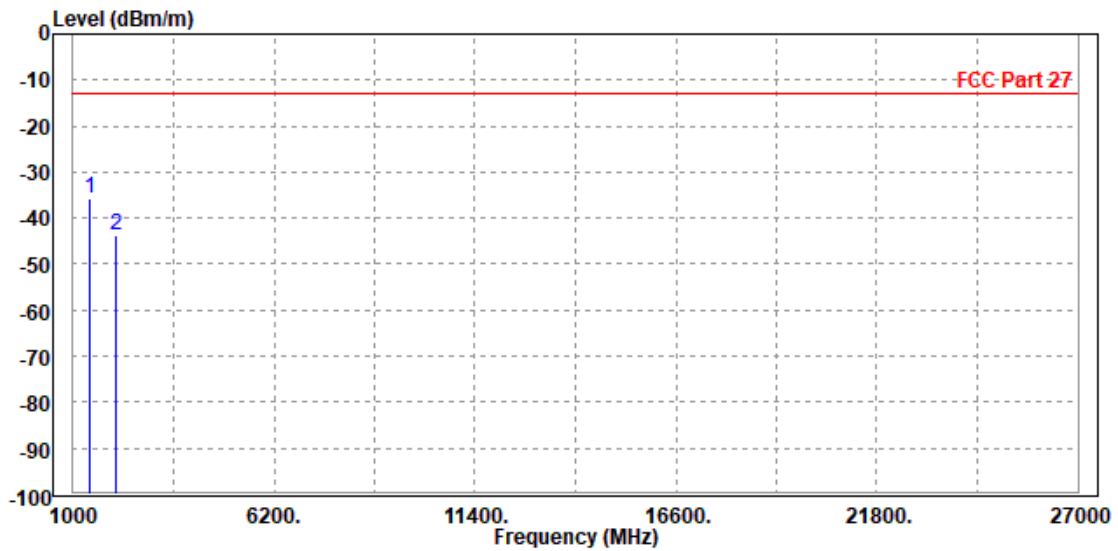




Test Report No.: W7L-220503W001RF06

MODE	TX channel 23095	FREQUENCY RANGE	Above 1000MHz
ENVIRONMENTAL CONDITIONS	23deg. C, 70%RH	INPUT POWER	DC 5V from adapter
TESTED BY	Star Le		
ANTENNA POLARITY & TEST DISTANCE: VERTICAL AT 3 M			

	Freq	Level	Read Level	Limit	Over Limit	Factor	Remark	Pol/Phase
	MHz	dBm/m	dBm	dBm/m	dB	dB/m		
1	PP 1416.000	-35.85	-37.54	-13.00	-22.85	1.69	Peak	Vertical
2	2122.500	-43.74	-50.43	-13.00	-30.74	6.69	Peak	Vertical





Test Report No.: W7L-220503W001RF06

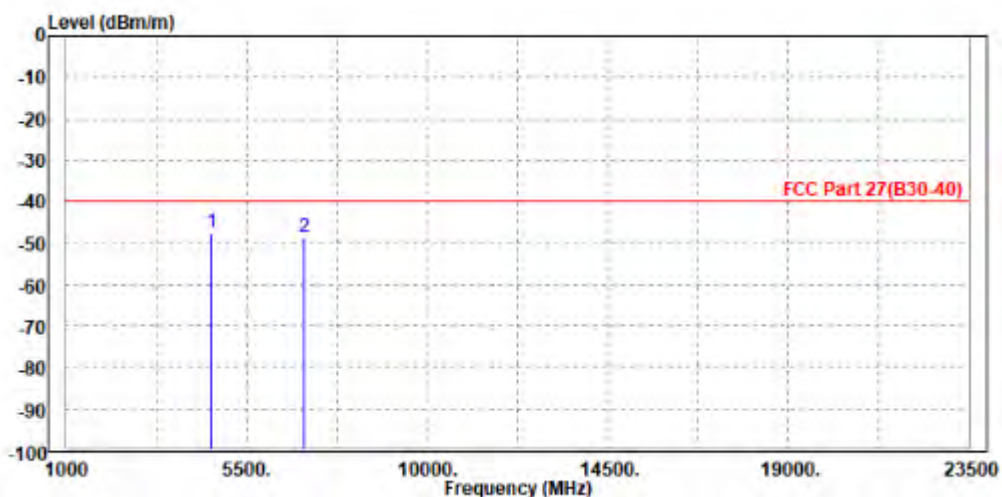
LTE B30

CHANNEL BANDWIDTH: 5MHz / QPSK

CH27685

MODE	TX channel 27685	FREQUENCY RANGE	Above 1000MHz
ENVIRONMENTAL CONDITIONS	23deg. C, 70%RH	INPUT POWER	DC 5V from adapter
TESTED BY	Star Le		
ANTENNA POLARITY & TEST DISTANCE: HORIZONTAL AT 3 M			

	Freq	Level	Read Level	Limit Line	Over Limit	Factor	Remark	Pol/Phase
	MHz	dBm/m	dBm	dBm/m	dB	dB/m		
1	PP 4622.500	-47.48	-57.03	-40.00	-7.48	9.55	Peak	Horizontal
2	6922.500	-48.78	-60.16	-40.00	-8.78	11.38	Peak	Horizontal

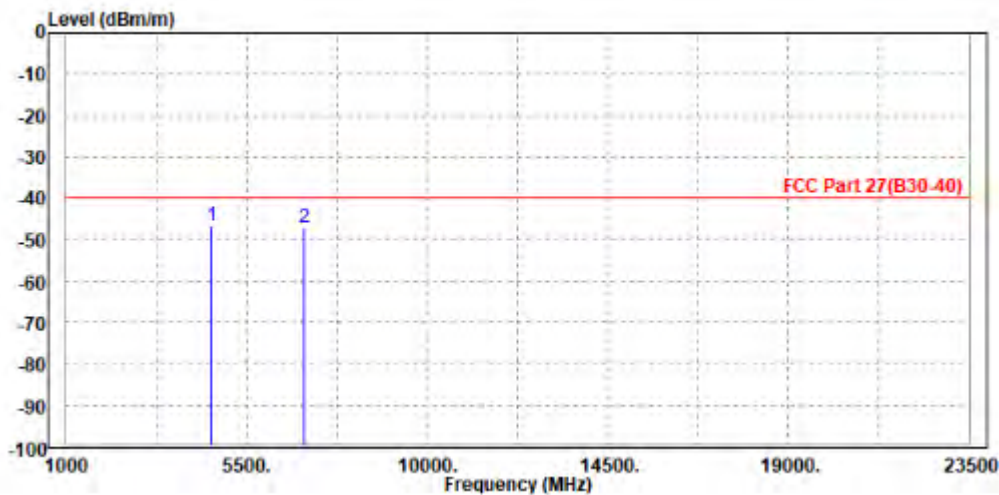




Test Report No.: W7L-220503W001RF06

MODE	TX channel 27685	FREQUENCY RANGE	Above 1000MHz
ENVIRONMENTAL CONDITIONS	23deg. C, 70%RH	INPUT POWER	DC 5V from adapter
TESTED BY	Star Le		
ANTENNA POLARITY & TEST DISTANCE: VERTICAL AT 3 M			

	Freq	Level	Read Level	Limit Line	Over Limit	Factor	Remark	Pol/Phase
	MHz	dBm/m	dBm	dBm/m	dB	dB/m		
1	PP 4615.000	-46.67	-56.61	-40.00	-6.67	9.94	Peak	Vertical
2	6917.500	-47.16	-59.93	-40.00	-7.16	12.77	Peak	Vertical





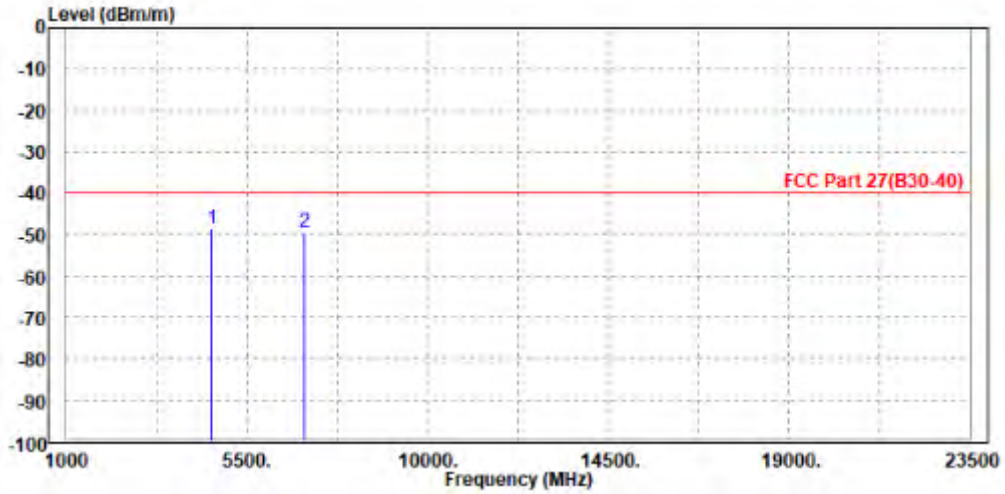
BUREAU VERITAS

Test Report No.: W7L-220503W001RF06

CH27710

MODE	TX channel 27710	FREQUENCY RANGE	Above 1000MHz
ENVIRONMENTAL CONDITIONS	23deg. C, 70%RH	INPUT POWER	DC 5V from adapter
TESTED BY	Star Le		
ANTENNA POLARITY & TEST DISTANCE: HORIZONTAL AT 3 M			

	Freq	Level	Read Level	Limit Line	Over Limit	Factor	Remark	Pol/Phase
	MHz	dBm/m	dBm	dBm/m	dB	dB/m		
1	PP 4620.000	-48.56	-58.12	-40.00	-8.56	9.56	Peak	Horizontal
2	6940.000	-49.53	-60.88	-40.00	-9.53	11.35	Peak	Horizontal



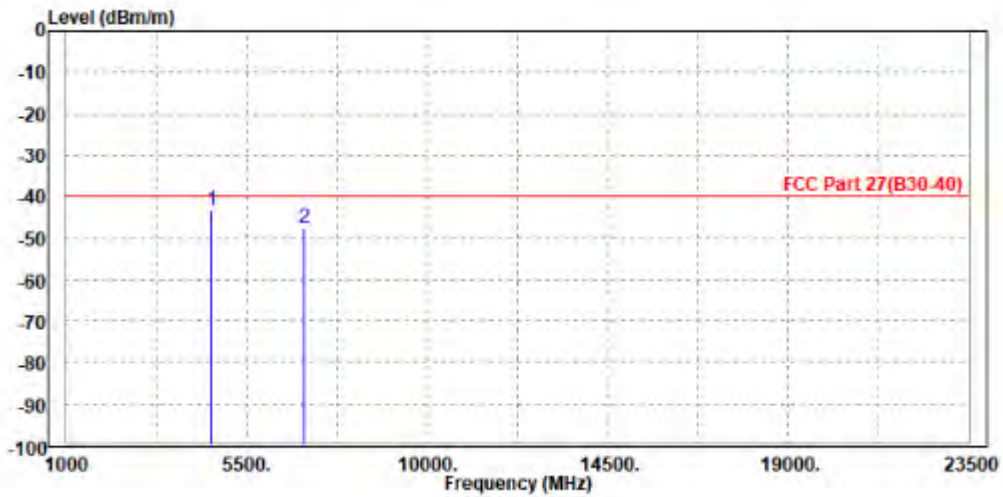


**BUREAU
VERITAS**

Test Report No.: W7L-220503W001RF06

MODE	TX channel 27710	FREQUENCY RANGE	Above 1000MHz
ENVIRONMENTAL CONDITIONS	23deg. C, 70%RH	INPUT POWER	DC 5V from adapter
TESTED BY	Star Le		
ANTENNA POLARITY & TEST DISTANCE: VERTICAL AT 3 M			

	Freq	Level	Read Level	Limit Line	Over Limit	Factor	Remark	Pol/Phase
	MHz	dBm/m	dBm	dBm/m	dB	dB/m		
1	PP 4622.500	-43.42	-53.36	-40.00	-3.42	9.94	Peak	Vertical
2	6930.000	-47.57	-60.35	-40.00	-7.57	12.78	Peak	Vertical



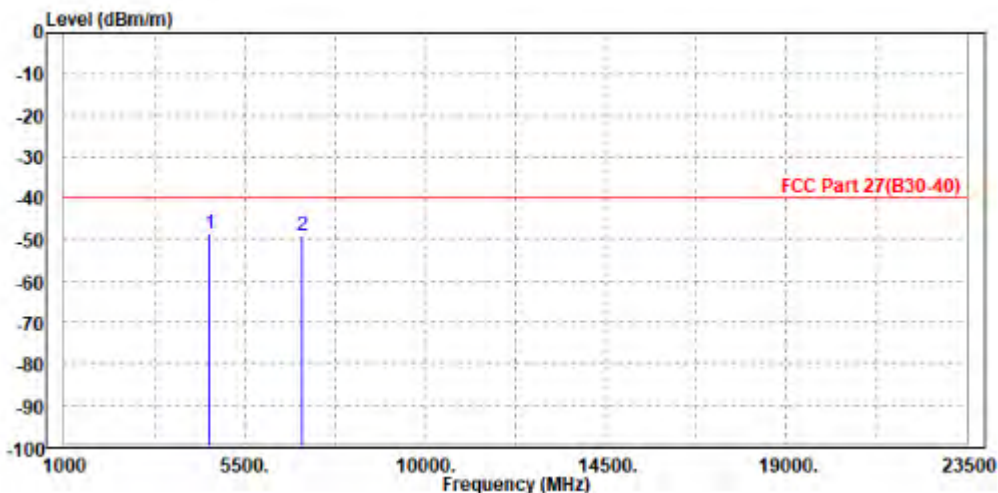


Test Report No.: W7L-220503W001RF06

CH27735

MODE	TX channel 27735	FREQUENCY RANGE	Above 1000MHz
ENVIRONMENTAL CONDITIONS	23deg. C, 70%RH	INPUT POWER	DC 5V from adapter
TESTED BY	Star Le		
ANTENNA POLARITY & TEST DISTANCE: HORIZONTAL AT 3 M			

	Freq	Level	Read Level	Limit Line	Over Limit	Factor	Remark	Pol/Phase
	MHz	dBm/m	dBm	dBm/m	dB	dB/m		
1	PP 4625.000	-48.61	-58.15	-40.00	-8.61	9.54	Peak	Horizontal
2	6940.000	-48.95	-60.30	-40.00	-8.95	11.35	Peak	Horizontal



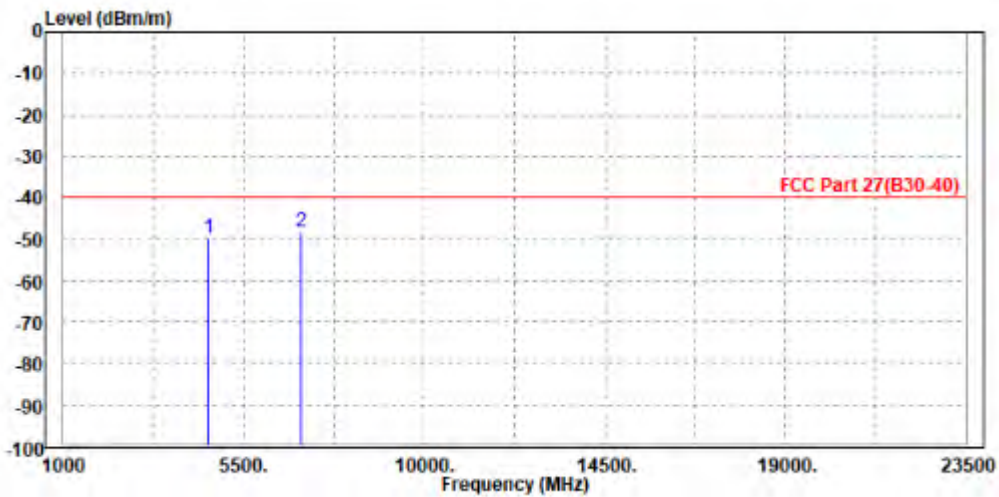


**BUREAU
VERITAS**

Test Report No.: W7L-220503W001RF06

MODE	TX channel 27735	FREQUENCY RANGE	Above 1000MHz
ENVIRONMENTAL CONDITIONS	23deg. C, 70%RH	INPUT POWER	DC 5V from adapter
TESTED BY	Star Le		
ANTENNA POLARITY & TEST DISTANCE: VERTICAL AT 3 M			

	Freq	Level	Read Level	Limit Line	Over Limit	Factor	Remark	Pol/Phase
	MHz	dBm/m	dBm	dBm/m	dB	dB/m		
1	4622.500	-49.85	-59.79	-40.00	-9.85	9.94	Peak	Vertical
2 PP	6937.500	-48.33	-61.11	-40.00	-8.33	12.78	Peak	Vertical



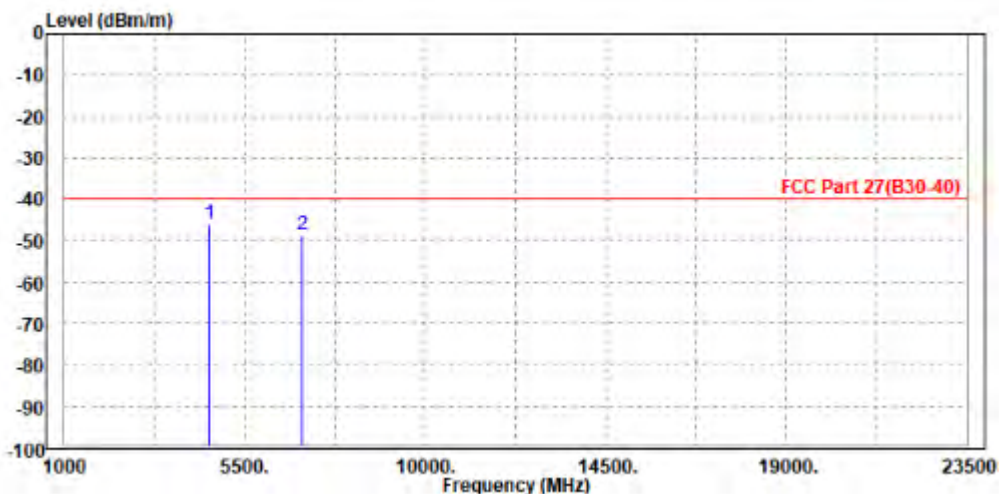


Test Report No.: W7L-220503W001RF06

CHANNEL BANDWIDTH: 10MHz / QPSK

MODE	TX channel 27710	FREQUENCY RANGE	Above 1000MHz
ENVIRONMENTAL CONDITIONS	23deg. C, 70%RH	INPUT POWER	DC 5V from adapter
TESTED BY	Star Le		
ANTENNA POLARITY & TEST DISTANCE: HORIZONTAL AT 3 M			

	Freq	Level	Read Level	Limit Line	Over Limit	Factor	Remark	Pol/Phase
	MHz	dBm/m	dBm	dBm/m	dB	dB/m		
1	PP 4622.500	-46.02	-55.57	-40.00	-6.02	9.55	Peak	Horizontal
2	6930.000	-48.50	-59.87	-40.00	-8.50	11.37	Peak	Horizontal

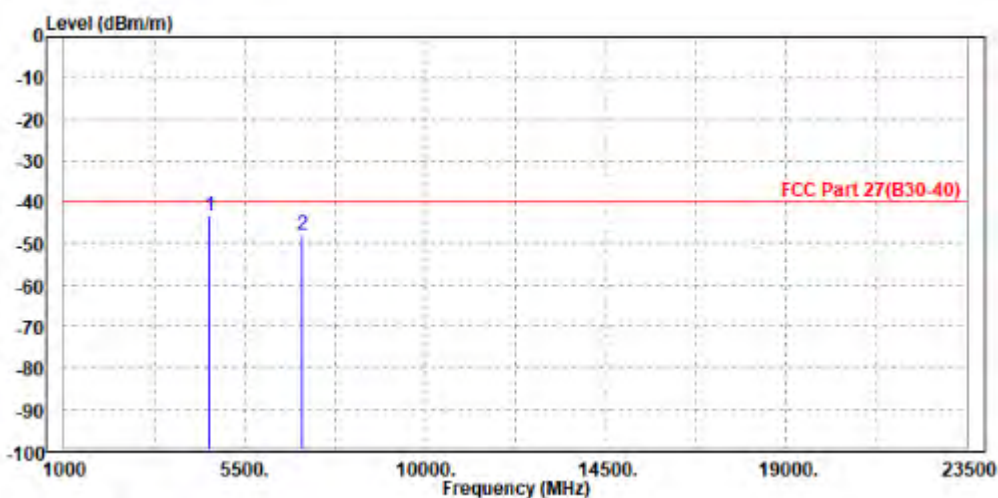




Test Report No.: W7L-220503W001RF06

MODE	TX channel 27710	FREQUENCY RANGE	Above 1000MHz
ENVIRONMENTAL CONDITIONS	23deg. C, 70%RH	INPUT POWER	DC 5V from adapter
TESTED BY	Star Le		
ANTENNA POLARITY & TEST DISTANCE: VERTICAL AT 3 M			

	Freq	Level	Read Level	Limit Line	Over Limit	Factor	Remark	Pol/Phase
	MHz	dBm/m	dBm	dBm/m	dB	dB/m		
1	PP 4622.500	-43.28	-53.22	-40.00	-3.28	9.94	Peak	Vertical
2	6940.000	-47.87	-60.65	-40.00	-7.87	12.78	Peak	Vertical

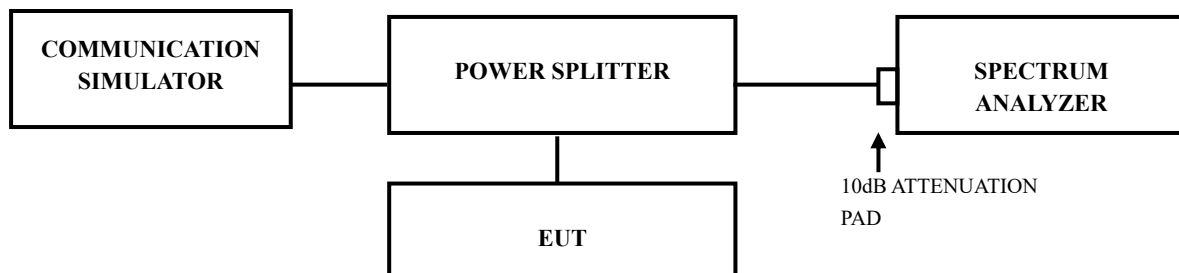


3.7 PEAK TO AVERAGE RATIO

3.7.1 LIMITS OF PEAK TO AVERAGE RATIO MEASUREMENT

In measuring transmissions in this band using an average power technique, the peak to-average ratio (PAR) of the transmission may not exceed 13 dB

3.7.2 TEST SETUP



3.7.3 TEST PROCEDURES

1. Set resolution/measurement bandwidth \geq signal's occupied bandwidth;
2. Set the number of counts to a value that stabilizes the measured CCDF curve;
3. Record the maximum PAPR level associated with a probability of 0.1%.



Test Report No.: W7L-220503W001RF06

3.7.4 TEST RESULTS

Please Refer to Appendix A Of this test report.



Test Report No.: W7L-220503W001RF06

4 INFORMATION ON THE TESTING LABORATORIES

We, BV 7LAYERS COMMUNICATIONS TECHNOLOGY (SHENZHEN) CO. LTD., were founded in 2015 to provide our best service in EMC, Radio, Telecom and Safety consultation. Our laboratories are accredited and approved according to ISO/IEC 17025.

If you have any comments, please feel free to contact us at the following:

Shenzhen EMC/RF Lab:

Tel: +86-755-88696566

Fax: +86-755-88696577

Email: customerservice.dg@cn.bureauveritas.com

Web Site: www.adt.com.tw

The address and road map of all our labs can be found in our web site also.



Test Report No.: W7L-220503W001RF06

5 MODIFICATIONS RECORDERS FOR ENGINEERING CHANGES TO THE EUT BY THE LAB

No any modifications are made to the EUT by the lab during the test.



Test Report No.: W7L-220503W001RF06

6 APPENDIX A

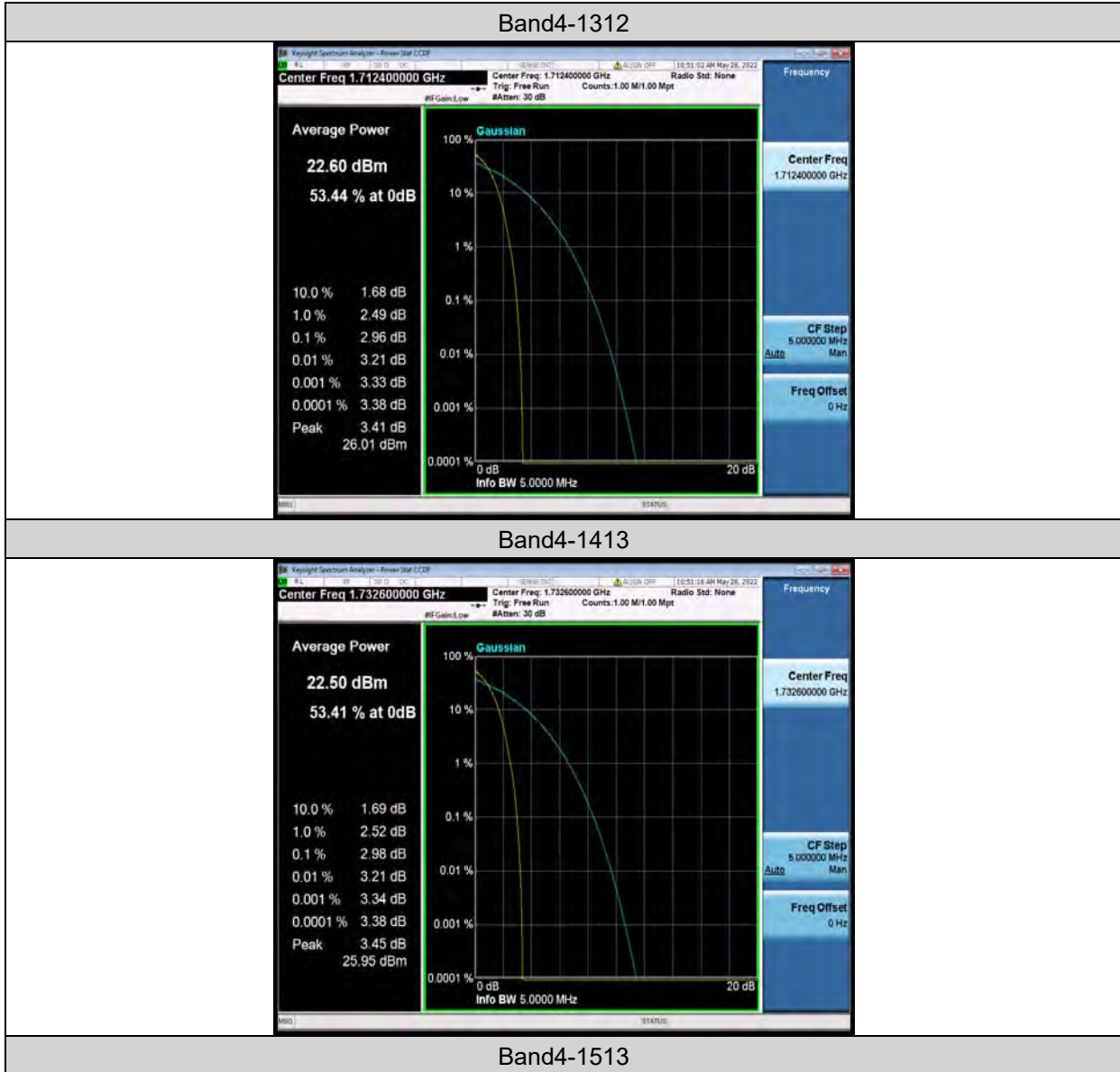
WCDMA Band 4

PEAK-TO-AVERAGE RATIO

Test Result

Band	Channel	Peak-to-Average Ratio(dB)	Limit(dBm)	Verdict
Band4	1312	2.96	13	PASS
Band4	1413	2.98	13	PASS
Band4	1513	2.99	13	PASS

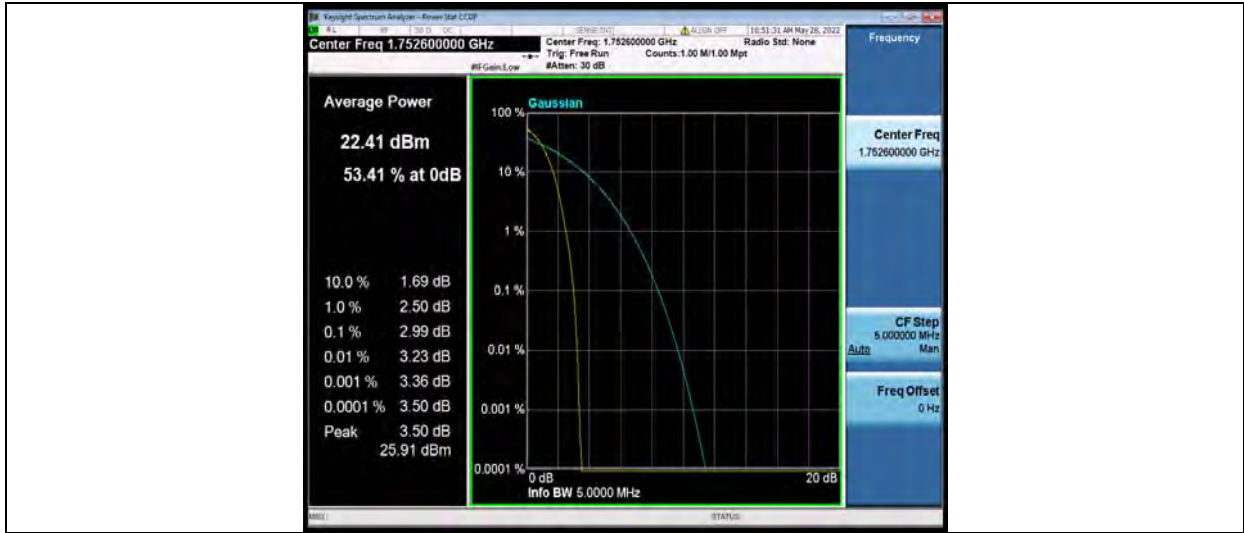
Test Graphs





BUREAU VERITAS

Test Report No.: W7L-220503W001RF06



26DB BANDWIDTH AND OCCUPIED BANDWIDTH

Test Result

Band	Channel	Occupied Bandwidth (MHz)	26dB Bandwidth (MHz)	Limit(MHz)	Verdict
Band4	1312	4.1870	4.727	---	PASS
Band4	1413	4.1888	4.725	---	PASS
Band4	1513	4.1870	4.728	---	PASS

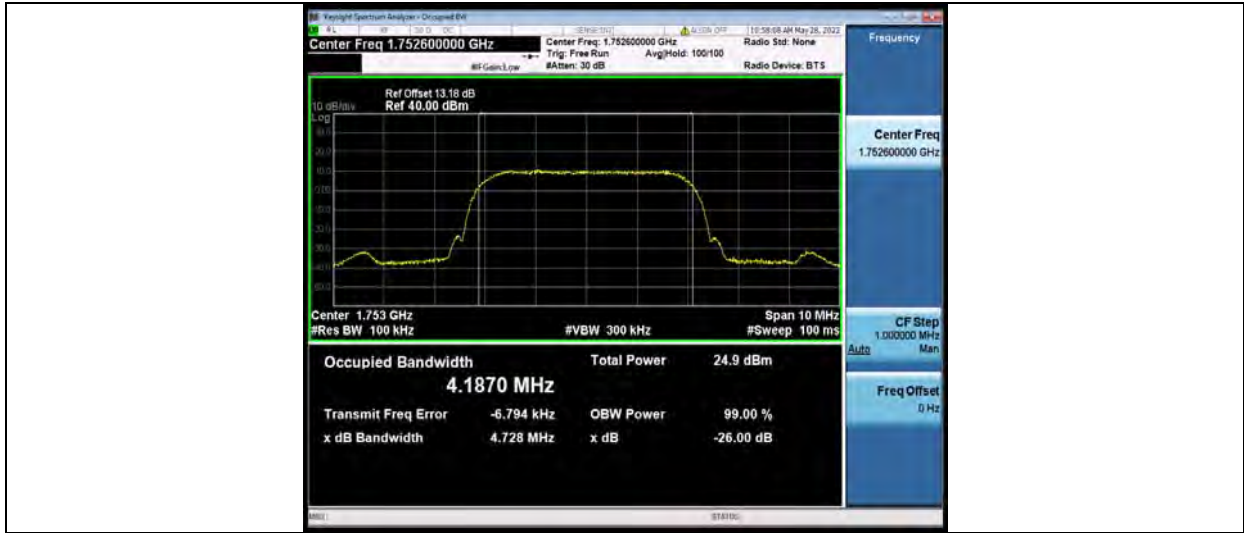
Test Graphs





**BUREAU
VERITAS**

Test Report No.: W7L-220503W001RF06



BAND EDGE

Test Result

Band	Channel	Frequency (MHz)	Result (dBm)	Limit(dBm)	Verdict
Band4	1312	1709.89	-29.08	-13	PASS
Band4	1513	1755.12	-29.36	-13	PASS

Test Graphs





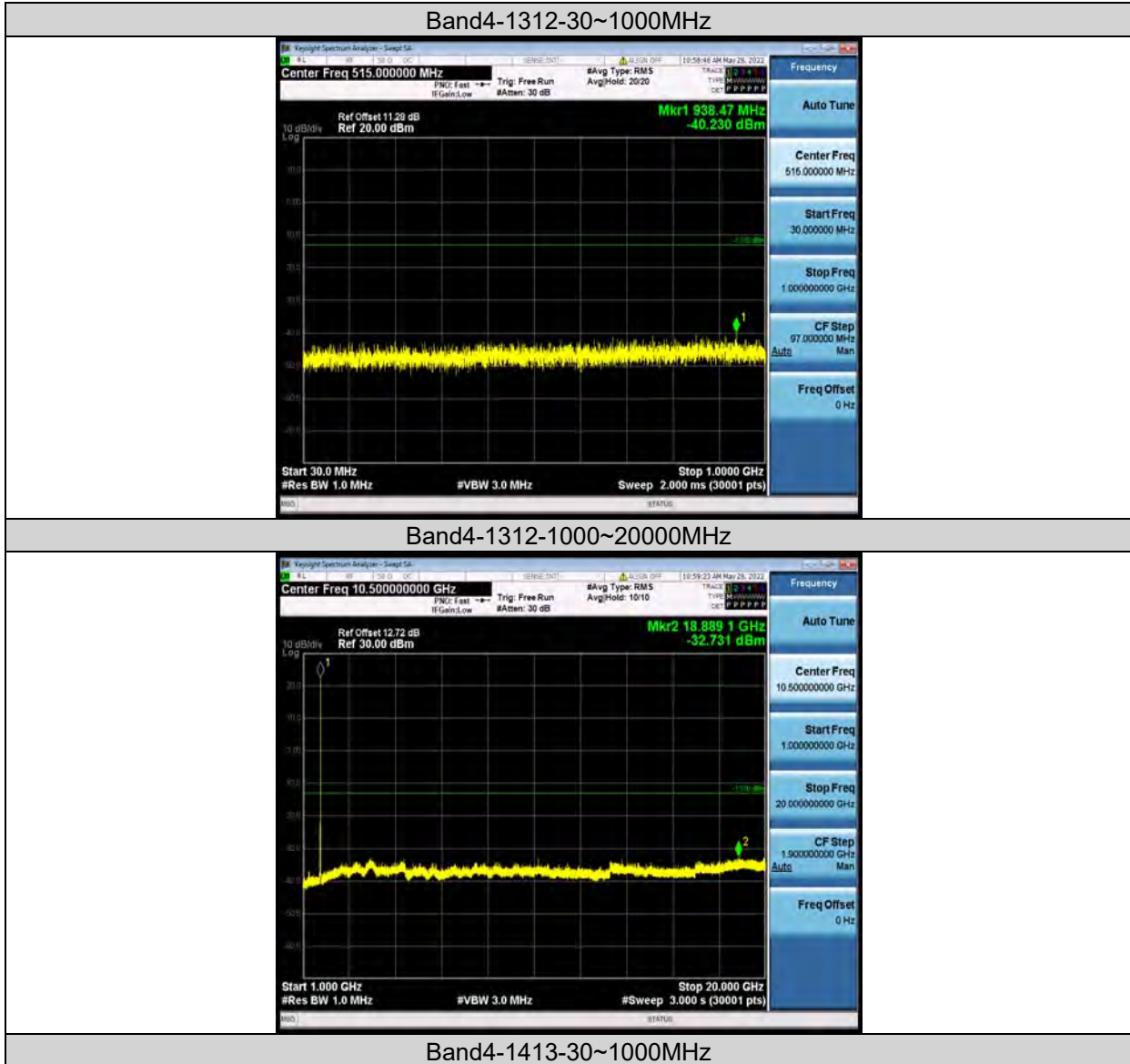
Test Report No.: W7L-220503W001RF06

CONDUCTED SPURIOUS EMISSION

Test Result

Band	Channel	Frequency Range (Mhz)	Frequency (dBm)	Result (dBm)	Limit (dBm)	Verdict
Band4	1312	30~1000MHz	938.47	-40.23	-13	PASS
Band4	1312	1000~20000MHz	18889.13	-32.73	-13	PASS
Band4	1413	30~1000MHz	804.29	-40.38	-13	PASS
Band4	1413	1000~20000MHz	19124.1	-32.84	-13	PASS
Band4	1513	30~1000MHz	931.19	-39.72	-13	PASS
Band4	1513	1000~20000MHz	19205.17	-32.6	-13	PASS

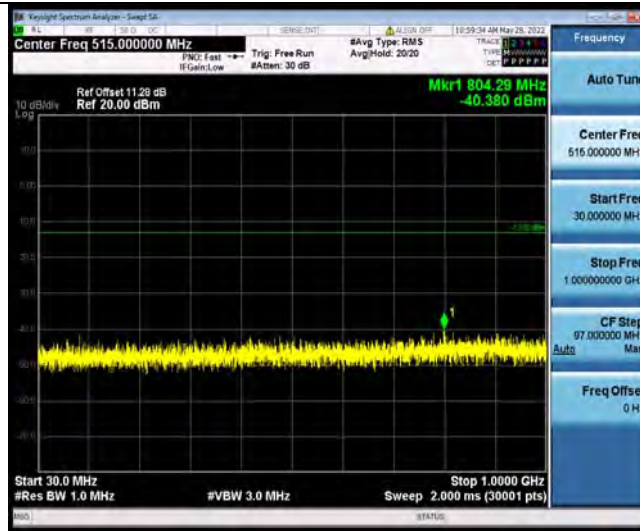
Test Graphs





BUREAU VERITAS

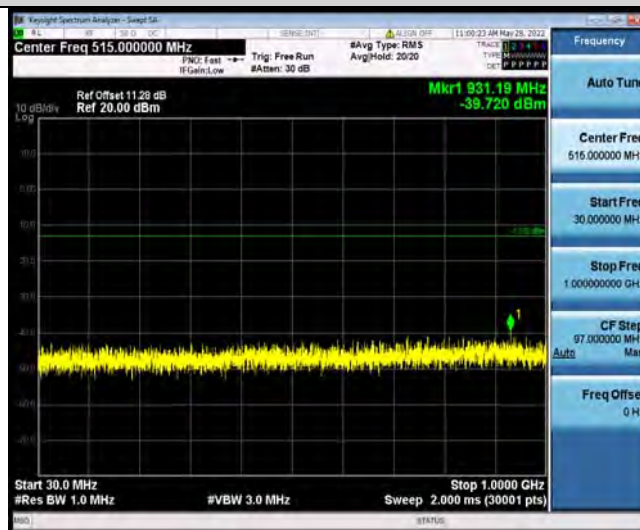
Test Report No.: W7L-220503W001RF06



Band4-1413-1000~20000MHz



Band4-1513-30~1000MHz



Band4-1513-1000~20000MHz



**BUREAU
VERITAS**

Test Report No.: W7L-220503W001RF06



FREQUENCY STABILITY

Test Result

Voltage							
Band	Channel	Voltage (Vdc)	Temperature (°C)	Deviation (Hz)	Deviation (ppm)	Limit (ppm)	Verdict
Band4	1312	VL	NT	-14.92	-0.008713	±2.5	PASS
Band4	1312	VN	NT	-13.24	-0.007732	±2.5	PASS
Band4	1312	VH	NT	-12.77	-0.007457	±2.5	PASS
Band4	1413	VL	NT	-10.69	-0.006170	±2.5	PASS
Band4	1413	VN	NT	-5.24	-0.003024	±2.5	PASS
Band4	1413	VH	NT	-8.06	-0.004652	±2.5	PASS
Band4	1513	VL	NT	-13.64	-0.007783	±2.5	PASS
Band4	1513	VN	NT	-16.22	-0.009255	±2.5	PASS
Band4	1513	VH	NT	-10.93	-0.006236	±2.5	PASS

Temperature							
Band	Channel	Voltage (Vdc)	Temperature (°C)	Deviation (Hz)	Deviation (ppm)	Limit (ppm)	Verdict
Band4	1312	NV	-30	-11.66	-0.006809	±2.5	PASS
Band4	1312	NV	-20	-13.29	-0.007761	±2.5	PASS
Band4	1312	NV	0	-12.97	-0.007574	±2.5	PASS
Band4	1312	NV	10	-12.13	-0.007084	±2.5	PASS
Band4	1312	NV	20	-11.99	-0.007002	±2.5	PASS
Band4	1312	NV	30	-10.50	-0.006132	±2.5	PASS
Band4	1312	NV	40	-10.80	-0.006307	±2.5	PASS
Band4	1312	NV	50	-8.24	-0.004812	±2.5	PASS
Band4	1413	NV	-30	-7.93	-0.004577	±2.5	PASS



BUREAU
VERITAS

Test Report No.: W7L-220503W001RF06

Band4	1413	NV	-20	-8.72	-0.005033	±2.5	PASS
Band4	1413	NV	0	-12.58	-0.007261	±2.5	PASS
Band4	1413	NV	10	-12.00	-0.006926	±2.5	PASS
Band4	1413	NV	20	-11.30	-0.006522	±2.5	PASS
Band4	1413	NV	30	-13.29	-0.007671	±2.5	PASS
Band4	1413	NV	40	-9.46	-0.005460	±2.5	PASS
Band4	1413	NV	50	-11.98	-0.006914	±2.5	PASS
Band4	1513	NV	-30	-8.77	-0.005004	±2.5	PASS
Band4	1513	NV	-20	-10.06	-0.005740	±2.5	PASS
Band4	1513	NV	0	-8.87	-0.005061	±2.5	PASS
Band4	1513	NV	10	-9.77	-0.005575	±2.5	PASS
Band4	1513	NV	20	-10.34	-0.005900	±2.5	PASS
Band4	1513	NV	30	-9.81	-0.005597	±2.5	PASS
Band4	1513	NV	40	-10.06	-0.005740	±2.5	PASS
Band4	1513	NV	50	-7.86	-0.004485	±2.5	PASS



Test Report No.: W7L-220503W001RF06

LTE BAND4
Frequency Stability

B4_1.4MHz

Test Result

Band: 4 / Bandwidth: 1.4MHz									
Modulation	Frequency (MHz)	RB Allocation		Temp. (°C)	Voltage (VDC)	Freq. Error (Hz)	Freq. vs. Rated (ppm)		Verdict
		Size	Offset				Result	Limit	
QPSK	1710.7	6	0	20	3.27	-8.60	-0.01	-2.5 to 2.5	Pass
					3.85	-20.39	-0.01	-2.5 to 2.5	Pass
					4.43	-8.57	-0.01	-2.5 to 2.5	Pass
				-10	3.85	-5.59	-0.00	-2.5 to 2.5	Pass
				0	3.85	-5.29	-0.00	-2.5 to 2.5	Pass
				10	3.85	-2.62	-0.00	-2.5 to 2.5	Pass
				30	3.85	-2.33	-0.00	-2.5 to 2.5	Pass
				40	3.85	-1.16	-0.00	-2.5 to 2.5	Pass
	50	3.85	-6.94	-0.00	-2.5 to 2.5	Pass			
	1732.5	6	0	20	3.27	-0.52	-0.00	-2.5 to 2.5	Pass
					3.85	-21.14	-0.01	-2.5 to 2.5	Pass
					4.43	-13.09	-0.01	-2.5 to 2.5	Pass
				-10	3.85	-11.30	-0.01	-2.5 to 2.5	Pass
				0	3.85	-0.86	-0.00	-2.5 to 2.5	Pass
				10	3.85	-1.30	-0.00	-2.5 to 2.5	Pass
				30	3.85	-0.87	-0.00	-2.5 to 2.5	Pass
				40	3.85	-3.55	-0.00	-2.5 to 2.5	Pass
	50	3.85	2.79	0.00	-2.5 to 2.5	Pass			
	1754.3	6	0	20	3.27	-5.09	-0.00	-2.5 to 2.5	Pass
					3.85	-16.81	-0.01	-2.5 to 2.5	Pass
					4.43	-10.81	-0.01	-2.5 to 2.5	Pass
				-10	3.85	-3.16	-0.00	-2.5 to 2.5	Pass
				0	3.85	0.90	0.00	-2.5 to 2.5	Pass
				10	3.85	-4.21	-0.00	-2.5 to 2.5	Pass
30				3.85	-4.72	-0.00	-2.5 to 2.5	Pass	
40				3.85	-4.52	-0.00	-2.5 to 2.5	Pass	
50	3.85	-6.70	-0.00	-2.5 to 2.5	Pass				
16QAM	1710.7	6	0	20	3.27	-5.19	-0.00	-2.5 to 2.5	Pass
					3.85	2.59	0.00	-2.5 to 2.5	Pass
					4.43	-4.71	-0.00	-2.5 to 2.5	Pass
				-10	3.85	0.47	0.00	-2.5 to 2.5	Pass
				0	3.85	-2.75	-0.00	-2.5 to 2.5	Pass
				10	3.85	-8.11	-0.00	-2.5 to 2.5	Pass
				30	3.85	0.24	0.00	-2.5 to 2.5	Pass
				40	3.85	-3.12	-0.00	-2.5 to 2.5	Pass
	50	3.85	-6.05	-0.00	-2.5 to 2.5	Pass			
	1732.5	6	0	20	3.27	-3.58	-0.00	-2.5 to 2.5	Pass
					3.85	-4.51	-0.00	-2.5 to 2.5	Pass
					4.43	-3.90	-0.00	-2.5 to 2.5	Pass



**BUREAU
VERITAS**

Test Report No.: W7L-220503W001RF06

64QAM	1754.3	6	0	-10	3.85	-0.69	-0.00	-2.5 to 2.5	Pass	
				0	3.85	-4.59	-0.00	-2.5 to 2.5	Pass	
				10	3.85	-1.46	-0.00	-2.5 to 2.5	Pass	
				30	3.85	-4.66	-0.00	-2.5 to 2.5	Pass	
				40	3.85	-2.59	-0.00	-2.5 to 2.5	Pass	
				50	3.85	-5.08	-0.00	-2.5 to 2.5	Pass	
	1710.7	6	0	20	3.27	-5.82	-0.00	-2.5 to 2.5	Pass	
					3.85	-1.34	-0.00	-2.5 to 2.5	Pass	
					4.43	-3.50	-0.00	-2.5 to 2.5	Pass	
				-10	3.85	-6.18	-0.00	-2.5 to 2.5	Pass	
					0	3.85	-4.52	-0.00	-2.5 to 2.5	Pass
					10	3.85	-8.35	-0.00	-2.5 to 2.5	Pass
	1732.5	6	0	20	3.85	-5.65	-0.00	-2.5 to 2.5	Pass	
					3.85	-5.96	-0.00	-2.5 to 2.5	Pass	
					3.85	-6.74	-0.00	-2.5 to 2.5	Pass	
				-10	3.27	4.19	0.00	-2.5 to 2.5	Pass	
					3.85	1.97	0.00	-2.5 to 2.5	Pass	
					4.43	-1.65	-0.00	-2.5 to 2.5	Pass	
	1754.3	6	0	20	3.85	-1.27	-0.00	-2.5 to 2.5	Pass	
					3.85	-8.05	-0.00	-2.5 to 2.5	Pass	
					3.85	-7.71	-0.00	-2.5 to 2.5	Pass	
				-10	3.85	-6.37	-0.00	-2.5 to 2.5	Pass	
					3.85	-4.36	-0.00	-2.5 to 2.5	Pass	
					3.85	-7.32	-0.00	-2.5 to 2.5	Pass	
1754.3	6	0	20	3.85	-4.36	-0.00	-2.5 to 2.5	Pass		
				3.85	-7.32	-0.00	-2.5 to 2.5	Pass		
				3.85	-7.32	-0.00	-2.5 to 2.5	Pass		
			-10	3.27	-5.31	-0.00	-2.5 to 2.5	Pass		
				3.85	-1.62	-0.00	-2.5 to 2.5	Pass		
				4.43	-6.11	-0.00	-2.5 to 2.5	Pass		
1754.3	6	0	20	3.85	-0.60	-0.00	-2.5 to 2.5	Pass		
				3.85	-5.14	-0.00	-2.5 to 2.5	Pass		
				3.85	-5.25	-0.00	-2.5 to 2.5	Pass		
			-10	3.85	-4.95	-0.00	-2.5 to 2.5	Pass		
				3.85	-9.34	-0.01	-2.5 to 2.5	Pass		
				3.85	-7.61	-0.00	-2.5 to 2.5	Pass		
1754.3	6	0	20	3.27	-9.14	-0.01	-2.5 to 2.5	Pass		
				3.85	-7.27	-0.00	-2.5 to 2.5	Pass		
				4.43	-3.83	-0.00	-2.5 to 2.5	Pass		
			-10	3.85	-7.30	-0.00	-2.5 to 2.5	Pass		
				3.85	-10.79	-0.01	-2.5 to 2.5	Pass		
				3.85	-7.84	-0.00	-2.5 to 2.5	Pass		
-10	3.85	-7.87	-0.00	-2.5 to 2.5	Pass					
	3.85	-4.88	-0.00	-2.5 to 2.5	Pass					
	3.85	-6.31	-0.00	-2.5 to 2.5	Pass					

B4_3MHz

Test Result

Band: 4 / Bandwidth: 3MHz									
Modulation	Frequency (MHz)	RB Allocation		Temp. (°C)	Voltage (VDC)	Freq. Error (Hz)	Freq. vs. Rated (ppm)		Verdict
		Size	Offset				Result	Limit	
QPSK	1711.5	15	0	20	3.27	-1.87	-0.00	-2.5 to 2.5	Pass
					3.85	-5.84	-0.00	-2.5 to 2.5	Pass



**BUREAU
VERITAS**

Test Report No.: W7L-220503W001RF06

					4.43	0.03	0.00	-2.5 to 2.5	Pass		
				-10	3.85	3.66	0.00	-2.5 to 2.5	Pass		
				0	3.85	4.32	0.00	-2.5 to 2.5	Pass		
				10	3.85	2.53	0.00	-2.5 to 2.5	Pass		
				30	3.85	0.90	0.00	-2.5 to 2.5	Pass		
				40	3.85	-0.49	-0.00	-2.5 to 2.5	Pass		
	1732.5	15	0	20		3.27	2.19	0.00	-2.5 to 2.5	Pass	
						3.85	-12.66	-0.01	-2.5 to 2.5	Pass	
						4.43	-11.17	-0.01	-2.5 to 2.5	Pass	
				-10	3.85	-8.60	-0.01	-2.5 to 2.5	Pass		
				0	3.85	-2.23	-0.00	-2.5 to 2.5	Pass		
				10	3.85	2.13	0.00	-2.5 to 2.5	Pass		
		1753.5	15	0	20		3.27	-3.40	-0.00	-2.5 to 2.5	Pass
							3.85	-17.72	-0.01	-2.5 to 2.5	Pass
							4.43	-9.51	-0.01	-2.5 to 2.5	Pass
					-10	3.85	-1.83	-0.00	-2.5 to 2.5	Pass	
					0	3.85	-2.76	-0.00	-2.5 to 2.5	Pass	
					10	3.85	-5.76	-0.00	-2.5 to 2.5	Pass	
	16QAM	1711.5	15	0	20		3.27	-3.26	-0.00	-2.5 to 2.5	Pass
							3.85	-1.03	-0.00	-2.5 to 2.5	Pass
							4.43	-4.68	-0.00	-2.5 to 2.5	Pass
					-10	3.85	-6.59	-0.00	-2.5 to 2.5	Pass	
					0	3.85	-5.32	-0.00	-2.5 to 2.5	Pass	
					10	3.85	-3.09	-0.00	-2.5 to 2.5	Pass	
30					3.85	-5.26	-0.00	-2.5 to 2.5	Pass		
40					3.85	-2.23	-0.00	-2.5 to 2.5	Pass		
50					3.85	-6.92	-0.00	-2.5 to 2.5	Pass		
1732.5		15	0	20		3.27	-4.62	-0.00	-2.5 to 2.5	Pass	
						3.85	-2.72	-0.00	-2.5 to 2.5	Pass	
						4.43	-0.96	-0.00	-2.5 to 2.5	Pass	
				-10	3.85	-7.15	-0.00	-2.5 to 2.5	Pass		
				0	3.85	-8.57	-0.00	-2.5 to 2.5	Pass		
				10	3.85	-7.91	-0.00	-2.5 to 2.5	Pass		
				30	3.85	-5.16	-0.00	-2.5 to 2.5	Pass		
				40	3.85	-0.94	-0.00	-2.5 to 2.5	Pass		
				50	3.85	-3.58	-0.00	-2.5 to 2.5	Pass		
1753.5	15	0	20		3.27	-4.54	-0.00	-2.5 to 2.5	Pass		
					3.85	-5.35	-0.00	-2.5 to 2.5	Pass		
					4.43	-6.79	-0.00	-2.5 to 2.5	Pass		
			-10	3.85	-7.70	-0.00	-2.5 to 2.5	Pass			
			0	3.85	-8.44	-0.00	-2.5 to 2.5	Pass			
			10	3.85	-5.31	-0.00	-2.5 to 2.5	Pass			
			30	3.85	-9.31	-0.01	-2.5 to 2.5	Pass			
			40	3.85	-7.25	-0.00	-2.5 to 2.5	Pass			
			50	3.85	-11.02	-0.01	-2.5 to 2.5	Pass			
64QAM	1711.5	15	0	20	3.27	-5.52	-0.00	-2.5 to 2.5	Pass		



**BUREAU
VERITAS**

Test Report No.: W7L-220503W001RF06

					3.85	-5.04	-0.00	-2.5 to 2.5	Pass	
					4.43	-2.30	-0.00	-2.5 to 2.5	Pass	
				-10	3.85	-2.69	-0.00	-2.5 to 2.5	Pass	
				0	3.85	-4.54	-0.00	-2.5 to 2.5	Pass	
				10	3.85	-3.95	-0.00	-2.5 to 2.5	Pass	
				30	3.85	-3.92	-0.00	-2.5 to 2.5	Pass	
				40	3.85	-2.38	-0.00	-2.5 to 2.5	Pass	
	50	3.85	-2.30	-0.00	-2.5 to 2.5	Pass				
	1732.5	15	0		20	3.27	-6.41	-0.00	-2.5 to 2.5	Pass
						3.85	-2.38	-0.00	-2.5 to 2.5	Pass
						4.43	1.73	0.00	-2.5 to 2.5	Pass
					-10	3.85	-2.77	-0.00	-2.5 to 2.5	Pass
					0	3.85	-1.99	-0.00	-2.5 to 2.5	Pass
					10	3.85	-2.72	-0.00	-2.5 to 2.5	Pass
					30	3.85	-6.72	-0.00	-2.5 to 2.5	Pass
	40	3.85	-9.23	-0.01	-2.5 to 2.5	Pass				
	50	3.85	-8.01	-0.00	-2.5 to 2.5	Pass				
	1753.5	15	0		20	3.27	-6.39	-0.00	-2.5 to 2.5	Pass
						3.85	-1.40	-0.00	-2.5 to 2.5	Pass
						4.43	-5.61	-0.00	-2.5 to 2.5	Pass
					-10	3.85	-7.71	-0.00	-2.5 to 2.5	Pass
0					3.85	0.34	0.00	-2.5 to 2.5	Pass	
10					3.85	-5.15	-0.00	-2.5 to 2.5	Pass	
30					3.85	-9.23	-0.01	-2.5 to 2.5	Pass	
40	3.85	-11.30	-0.01	-2.5 to 2.5	Pass					
50	3.85	-6.45	-0.00	-2.5 to 2.5	Pass					

B4_5MHz

Test Result

Band: 4 / Bandwidth: 5MHz									
Modulation	Frequency (MHz)	RB Allocation		Temp. (°C)	Voltage (VDC)	Freq. Error (Hz)	Freq. vs. Rated (ppm)		Verdict
		Size	Offset				Result	Limit	
QPSK	1712.5	25	0	20	3.27	-19.24	-0.01	-2.5 to 2.5	Pass
					3.85	-20.01	-0.01	-2.5 to 2.5	Pass
					4.43	-8.78	-0.01	-2.5 to 2.5	Pass
				-10	3.85	-0.73	-0.00	-2.5 to 2.5	Pass
				0	3.85	0.23	0.00	-2.5 to 2.5	Pass
				10	3.85	-2.85	-0.00	-2.5 to 2.5	Pass
				30	3.85	0.13	0.00	-2.5 to 2.5	Pass
	40	3.85	2.00	0.00	-2.5 to 2.5	Pass			
	50	3.85	-0.37	-0.00	-2.5 to 2.5	Pass			
	1732.5	25	0	20	3.27	1.47	0.00	-2.5 to 2.5	Pass
					3.85	-11.57	-0.01	-2.5 to 2.5	Pass
					4.43	-9.71	-0.01	-2.5 to 2.5	Pass
				-10	3.85	-3.43	-0.00	-2.5 to 2.5	Pass
				0	3.85	-3.16	-0.00	-2.5 to 2.5	Pass
10				3.85	-1.77	-0.00	-2.5 to 2.5	Pass	
30				3.85	-2.63	-0.00	-2.5 to 2.5	Pass	
40	3.85	-3.60	-0.00	-2.5 to 2.5	Pass				
50	3.85	-3.88	-0.00	-2.5 to 2.5	Pass				



**BUREAU
VERITAS**

Test Report No.: W7L-220503W001RF06

	1752.5	25	0	20	3.27	-5.11	-0.00	-2.5 to 2.5	Pass	
					3.85	-12.10	-0.01	-2.5 to 2.5	Pass	
					4.43	-2.98	-0.00	-2.5 to 2.5	Pass	
				-10	3.85	-3.30	-0.00	-2.5 to 2.5	Pass	
					0	3.85	-5.52	-0.00	-2.5 to 2.5	Pass
					10	3.85	-5.12	-0.00	-2.5 to 2.5	Pass
					30	3.85	-3.83	-0.00	-2.5 to 2.5	Pass
					40	3.85	-3.42	-0.00	-2.5 to 2.5	Pass
50	3.85	-5.61	-0.00	-2.5 to 2.5	Pass					
16QAM	1712.5	25	0	20	3.27	-2.17	-0.00	-2.5 to 2.5	Pass	
					3.85	-3.63	-0.00	-2.5 to 2.5	Pass	
					4.43	-6.05	-0.00	-2.5 to 2.5	Pass	
				-10	3.85	-4.83	-0.00	-2.5 to 2.5	Pass	
					0	3.85	-9.60	-0.01	-2.5 to 2.5	Pass
					10	3.85	-3.48	-0.00	-2.5 to 2.5	Pass
					30	3.85	-5.67	-0.00	-2.5 to 2.5	Pass
					40	3.85	-6.52	-0.00	-2.5 to 2.5	Pass
	50	3.85	-5.42	-0.00	-2.5 to 2.5	Pass				
	1732.5	25	0	20	3.27	-5.88	-0.00	-2.5 to 2.5	Pass	
					3.85	-1.97	-0.00	-2.5 to 2.5	Pass	
					4.43	-3.45	-0.00	-2.5 to 2.5	Pass	
				-10	3.85	-4.12	-0.00	-2.5 to 2.5	Pass	
					0	3.85	-6.61	-0.00	-2.5 to 2.5	Pass
					10	3.85	-3.93	-0.00	-2.5 to 2.5	Pass
					30	3.85	-3.88	-0.00	-2.5 to 2.5	Pass
					40	3.85	-5.57	-0.00	-2.5 to 2.5	Pass
	50	3.85	-6.70	-0.00	-2.5 to 2.5	Pass				
	1752.5	25	0	20	3.27	-5.51	-0.00	-2.5 to 2.5	Pass	
					3.85	-4.65	-0.00	-2.5 to 2.5	Pass	
					4.43	-9.01	-0.01	-2.5 to 2.5	Pass	
				-10	3.85	-6.81	-0.00	-2.5 to 2.5	Pass	
					0	3.85	-10.03	-0.01	-2.5 to 2.5	Pass
					10	3.85	-9.24	-0.01	-2.5 to 2.5	Pass
30					3.85	-5.89	-0.00	-2.5 to 2.5	Pass	
40					3.85	-10.29	-0.01	-2.5 to 2.5	Pass	
50	3.85	-6.68	-0.00	-2.5 to 2.5	Pass					
64QAM	1712.5	25	0	20	3.27	-6.31	-0.00	-2.5 to 2.5	Pass	
					3.85	-5.49	-0.00	-2.5 to 2.5	Pass	
					4.43	-3.63	-0.00	-2.5 to 2.5	Pass	
				-10	3.85	-7.60	-0.00	-2.5 to 2.5	Pass	
					0	3.85	-2.48	-0.00	-2.5 to 2.5	Pass
					10	3.85	-7.52	-0.00	-2.5 to 2.5	Pass
					30	3.85	-6.15	-0.00	-2.5 to 2.5	Pass
					40	3.85	-3.30	-0.00	-2.5 to 2.5	Pass
	50	3.85	-1.19	-0.00	-2.5 to 2.5	Pass				
	1732.5	25	0	20	3.27	-7.40	-0.00	-2.5 to 2.5	Pass	
					3.85	-4.32	-0.00	-2.5 to 2.5	Pass	
					4.43	-4.16	-0.00	-2.5 to 2.5	Pass	
				-10	3.85	-0.36	-0.00	-2.5 to 2.5	Pass	
					0	3.85	-8.20	-0.00	-2.5 to 2.5	Pass
					10	3.85	-8.14	-0.00	-2.5 to 2.5	Pass
					30	3.85	-6.38	-0.00	-2.5 to 2.5	Pass
					40	3.85	-8.58	-0.01	-2.5 to 2.5	Pass



**BUREAU
VERITAS**

Test Report No.: W7L-220503W001RF06

				50	3.85	-7.64	-0.00	-2.5 to 2.5	Pass
				20	3.27	-9.57	-0.01	-2.5 to 2.5	Pass
					3.85	-0.63	-0.00	-2.5 to 2.5	Pass
					4.43	-9.46	-0.01	-2.5 to 2.5	Pass
				-10	3.85	-8.25	-0.00	-2.5 to 2.5	Pass
	1752.5	25	0	0	3.85	-7.68	-0.00	-2.5 to 2.5	Pass
				10	3.85	-11.10	-0.01	-2.5 to 2.5	Pass
				30	3.85	-6.67	-0.00	-2.5 to 2.5	Pass
				40	3.85	-12.09	-0.01	-2.5 to 2.5	Pass
				50	3.85	-8.94	-0.01	-2.5 to 2.5	Pass

B4_10MHz

Test Result

Band: 4 / Bandwidth: 10MHz									
Modulation	Frequency (MHz)	RB Allocation		Temp. (°C)	Voltage (VDC)	Freq. Error (Hz)	Freq. vs. Rated (ppm)		Verdict
		Size	Offset				Result	Limit	
QPSK	1715	50	0	20	3.27	-14.36	-0.01	-2.5 to 2.5	Pass
					3.85	-6.29	-0.00	-2.5 to 2.5	Pass
					4.43	-1.62	-0.00	-2.5 to 2.5	Pass
				-10	3.85	-4.28	-0.00	-2.5 to 2.5	Pass
				0	3.85	-5.02	-0.00	-2.5 to 2.5	Pass
				10	3.85	-8.93	-0.01	-2.5 to 2.5	Pass
				30	3.85	-8.50	-0.01	-2.5 to 2.5	Pass
				40	3.85	-9.79	-0.01	-2.5 to 2.5	Pass
	50	3.85	-7.40	-0.00	-2.5 to 2.5	Pass			
	1732.5	50	0	20	3.27	-5.76	-0.00	-2.5 to 2.5	Pass
					3.85	-6.14	-0.00	-2.5 to 2.5	Pass
					4.43	-4.38	-0.00	-2.5 to 2.5	Pass
				-10	3.85	-3.33	-0.00	-2.5 to 2.5	Pass
				0	3.85	-3.76	-0.00	-2.5 to 2.5	Pass
				10	3.85	-6.61	-0.00	-2.5 to 2.5	Pass
				30	3.85	0.94	0.00	-2.5 to 2.5	Pass
				40	3.85	-0.59	-0.00	-2.5 to 2.5	Pass
	50	3.85	-3.75	-0.00	-2.5 to 2.5	Pass			
	1750	50	0	20	3.27	-7.27	-0.00	-2.5 to 2.5	Pass
					3.85	-6.15	-0.00	-2.5 to 2.5	Pass
					4.43	-5.31	-0.00	-2.5 to 2.5	Pass
				-10	3.85	-2.93	-0.00	-2.5 to 2.5	Pass
				0	3.85	-0.93	-0.00	-2.5 to 2.5	Pass
				10	3.85	-6.51	-0.00	-2.5 to 2.5	Pass
30				3.85	-5.78	-0.00	-2.5 to 2.5	Pass	
40				3.85	-6.77	-0.00	-2.5 to 2.5	Pass	
50	3.85	-5.64	-0.00	-2.5 to 2.5	Pass				
16QAM	1715	50	0	20	3.27	-5.55	-0.00	-2.5 to 2.5	Pass
					3.85	-7.22	-0.00	-2.5 to 2.5	Pass
					4.43	-8.70	-0.01	-2.5 to 2.5	Pass
				-10	3.85	-5.79	-0.00	-2.5 to 2.5	Pass
				0	3.85	-7.21	-0.00	-2.5 to 2.5	Pass
				10	3.85	-6.58	-0.00	-2.5 to 2.5	Pass



**BUREAU
VERITAS**

Test Report No.: W7L-220503W001RF06

	1732.5	50	0	30	3.85	-7.91	-0.00	-2.5 to 2.5	Pass
				40	3.85	-5.82	-0.00	-2.5 to 2.5	Pass
				50	3.85	-3.15	-0.00	-2.5 to 2.5	Pass
				20	3.27	-4.56	-0.00	-2.5 to 2.5	Pass
					3.85	-3.65	-0.00	-2.5 to 2.5	Pass
					4.43	-2.63	-0.00	-2.5 to 2.5	Pass
				-10	3.85	-5.05	-0.00	-2.5 to 2.5	Pass
				0	3.85	-0.03	0.00	-2.5 to 2.5	Pass
				10	3.85	-0.43	-0.00	-2.5 to 2.5	Pass
				30	3.85	-5.22	-0.00	-2.5 to 2.5	Pass
	40	3.85	-1.34	-0.00	-2.5 to 2.5	Pass			
	50	3.85	-0.52	-0.00	-2.5 to 2.5	Pass			
	1750	50	0	20	3.27	-6.34	-0.00	-2.5 to 2.5	Pass
					3.85	-6.35	-0.00	-2.5 to 2.5	Pass
					4.43	-6.64	-0.00	-2.5 to 2.5	Pass
				-10	3.85	-2.85	-0.00	-2.5 to 2.5	Pass
				0	3.85	-6.31	-0.00	-2.5 to 2.5	Pass
				10	3.85	-1.79	-0.00	-2.5 to 2.5	Pass
				30	3.85	-7.15	-0.00	-2.5 to 2.5	Pass
				40	3.85	-2.13	-0.00	-2.5 to 2.5	Pass
50				3.85	-4.78	-0.00	-2.5 to 2.5	Pass	
64QAM				1715	50	0	20	3.27	-6.08
	3.85	-7.98	-0.00					-2.5 to 2.5	Pass
	4.43	-6.97	-0.00					-2.5 to 2.5	Pass
	-10	3.85	-7.20				-0.00	-2.5 to 2.5	Pass
	0	3.85	-6.18				-0.00	-2.5 to 2.5	Pass
	10	3.85	-6.92				-0.00	-2.5 to 2.5	Pass
	30	3.85	-7.12				-0.00	-2.5 to 2.5	Pass
	40	3.85	-9.74				-0.01	-2.5 to 2.5	Pass
	50	3.85	-7.80				-0.00	-2.5 to 2.5	Pass
	1732.5	50	0				20	3.27	0.07
				3.85	-2.42	-0.00		-2.5 to 2.5	Pass
				4.43	-2.22	-0.00		-2.5 to 2.5	Pass
				-10	3.85	-4.39	-0.00	-2.5 to 2.5	Pass
				0	3.85	-1.20	-0.00	-2.5 to 2.5	Pass
				10	3.85	-0.89	-0.00	-2.5 to 2.5	Pass
				30	3.85	-4.58	-0.00	-2.5 to 2.5	Pass
				40	3.85	-7.70	-0.00	-2.5 to 2.5	Pass
				50	3.85	-9.26	-0.01	-2.5 to 2.5	Pass
				1750	50	0	20	3.27	-0.41
	3.85	-3.90	-0.00					-2.5 to 2.5	Pass
4.43	-3.96	-0.00	-2.5 to 2.5					Pass	
-10	3.85	-5.81	-0.00				-2.5 to 2.5	Pass	
0	3.85	-8.34	-0.00				-2.5 to 2.5	Pass	
10	3.85	-4.88	-0.00				-2.5 to 2.5	Pass	
30	3.85	-5.22	-0.00				-2.5 to 2.5	Pass	
40	3.85	-4.66	-0.00				-2.5 to 2.5	Pass	
50	3.85	-9.01	-0.01				-2.5 to 2.5	Pass	

B4_15MHz

Test Result



**BUREAU
VERITAS**

Test Report No.: W7L-220503W001RF06

Band: 4 / Bandwidth: 15MHz									
Modulation	Frequency (MHz)	RB Allocation		Temp. (°C)	Voltage (VDC)	Freq. Error (Hz)	Freq. vs. Rated (ppm)		Verdict
		Size	Offset				Result	Limit	
QPSK	1717.5	75	0	20	3.27	-12.02	-0.01	-2.5 to 2.5	Pass
					3.85	-7.20	-0.00	-2.5 to 2.5	Pass
					4.43	-3.45	-0.00	-2.5 to 2.5	Pass
				-10	3.85	-0.57	-0.00	-2.5 to 2.5	Pass
				0	3.85	-7.24	-0.00	-2.5 to 2.5	Pass
				10	3.85	-6.14	-0.00	-2.5 to 2.5	Pass
				30	3.85	-4.36	-0.00	-2.5 to 2.5	Pass
				40	3.85	-4.66	-0.00	-2.5 to 2.5	Pass
	50	3.85	-8.08	-0.00	-2.5 to 2.5	Pass			
	1732.5	75	0	20	3.27	-6.57	-0.00	-2.5 to 2.5	Pass
					3.85	-6.59	-0.00	-2.5 to 2.5	Pass
					4.43	-4.55	-0.00	-2.5 to 2.5	Pass
				-10	3.85	-4.23	-0.00	-2.5 to 2.5	Pass
				0	3.85	-5.36	-0.00	-2.5 to 2.5	Pass
				10	3.85	-4.15	-0.00	-2.5 to 2.5	Pass
				30	3.85	-6.82	-0.00	-2.5 to 2.5	Pass
				40	3.85	-4.99	-0.00	-2.5 to 2.5	Pass
	50	3.85	-3.25	-0.00	-2.5 to 2.5	Pass			
	1747.5	75	0	20	3.27	-8.40	-0.00	-2.5 to 2.5	Pass
					3.85	-6.87	-0.00	-2.5 to 2.5	Pass
					4.43	-5.39	-0.00	-2.5 to 2.5	Pass
				-10	3.85	-6.08	-0.00	-2.5 to 2.5	Pass
				0	3.85	-4.66	-0.00	-2.5 to 2.5	Pass
				10	3.85	-3.06	-0.00	-2.5 to 2.5	Pass
30				3.85	-4.91	-0.00	-2.5 to 2.5	Pass	
40				3.85	-6.84	-0.00	-2.5 to 2.5	Pass	
50	3.85	-4.79	-0.00	-2.5 to 2.5	Pass				
16QAM	1717.5	75	0	20	3.27	-6.52	-0.00	-2.5 to 2.5	Pass
					3.85	-8.34	-0.00	-2.5 to 2.5	Pass
					4.43	-5.99	-0.00	-2.5 to 2.5	Pass
				-10	3.85	-4.58	-0.00	-2.5 to 2.5	Pass
				0	3.85	-8.04	-0.00	-2.5 to 2.5	Pass
				10	3.85	-4.09	-0.00	-2.5 to 2.5	Pass
				30	3.85	-5.45	-0.00	-2.5 to 2.5	Pass
				40	3.85	-8.93	-0.01	-2.5 to 2.5	Pass
	50	3.85	-7.57	-0.00	-2.5 to 2.5	Pass			
	1732.5	75	0	20	3.27	-5.28	-0.00	-2.5 to 2.5	Pass
					3.85	-6.59	-0.00	-2.5 to 2.5	Pass
					4.43	-3.53	-0.00	-2.5 to 2.5	Pass
				-10	3.85	-3.93	-0.00	-2.5 to 2.5	Pass
				0	3.85	-4.61	-0.00	-2.5 to 2.5	Pass
				10	3.85	-7.20	-0.00	-2.5 to 2.5	Pass
				30	3.85	-4.95	-0.00	-2.5 to 2.5	Pass
				40	3.85	-7.45	-0.00	-2.5 to 2.5	Pass
	50	3.85	-6.25	-0.00	-2.5 to 2.5	Pass			
	1747.5	75	0	20	3.27	-7.00	-0.00	-2.5 to 2.5	Pass
					3.85	-5.01	-0.00	-2.5 to 2.5	Pass
					4.43	-5.52	-0.00	-2.5 to 2.5	Pass
				-10	3.85	-9.47	-0.01	-2.5 to 2.5	Pass
				0	3.85	-6.57	-0.00	-2.5 to 2.5	Pass



**BUREAU
VERITAS**

Test Report No.: W7L-220503W001RF06

64QAM	1717.5	75	0	10	3.85	-7.32	-0.00	-2.5 to 2.5	Pass
				30	3.85	-5.05	-0.00	-2.5 to 2.5	Pass
				40	3.85	-6.71	-0.00	-2.5 to 2.5	Pass
				50	3.85	-11.52	-0.01	-2.5 to 2.5	Pass
				20	3.27	-4.71	-0.00	-2.5 to 2.5	Pass
					3.85	-8.28	-0.00	-2.5 to 2.5	Pass
					4.43	-5.44	-0.00	-2.5 to 2.5	Pass
				-10	3.85	-8.05	-0.00	-2.5 to 2.5	Pass
				0	3.85	-6.04	-0.00	-2.5 to 2.5	Pass
				10	3.85	-8.22	-0.00	-2.5 to 2.5	Pass
	30	3.85	-6.22	-0.00	-2.5 to 2.5	Pass			
	40	3.85	-8.34	-0.00	-2.5 to 2.5	Pass			
	50	3.85	-4.49	-0.00	-2.5 to 2.5	Pass			
	1732.5	75	0	20	3.27	-6.97	-0.00	-2.5 to 2.5	Pass
					3.85	-5.71	-0.00	-2.5 to 2.5	Pass
					4.43	-4.62	-0.00	-2.5 to 2.5	Pass
				-10	3.85	-4.91	-0.00	-2.5 to 2.5	Pass
				0	3.85	-4.41	-0.00	-2.5 to 2.5	Pass
				10	3.85	-3.73	-0.00	-2.5 to 2.5	Pass
				30	3.85	-4.74	-0.00	-2.5 to 2.5	Pass
				40	3.85	-4.25	-0.00	-2.5 to 2.5	Pass
				50	3.85	-5.09	-0.00	-2.5 to 2.5	Pass
				1747.5	75	0	20	3.27	-8.30
	3.85	-4.92	-0.00					-2.5 to 2.5	Pass
	4.43	-7.55	-0.00					-2.5 to 2.5	Pass
	-10	3.85	-6.45				-0.00	-2.5 to 2.5	Pass
	0	3.85	-7.18				-0.00	-2.5 to 2.5	Pass
	10	3.85	-6.08				-0.00	-2.5 to 2.5	Pass
	30	3.85	-4.99				-0.00	-2.5 to 2.5	Pass
	40	3.85	-4.61				-0.00	-2.5 to 2.5	Pass
50	3.85	-5.62	-0.00				-2.5 to 2.5	Pass	

B4_20MHz

Test Result

Band: 4 / Bandwidth: 20MHz									
Modulation	Frequency (MHz)	RB Allocation		Temp. (°C)	Voltage (VDC)	Freq. Error (Hz)	Freq. vs. Rated (ppm)		Verdict
		Size	Offset				Result	Limit	
QPSK	1720	100	0	20	3.27	-12.39	-0.01	-2.5 to 2.5	Pass
					3.85	-3.58	-0.00	-2.5 to 2.5	Pass
					4.43	-5.08	-0.00	-2.5 to 2.5	Pass
				-10	3.85	-6.21	-0.00	-2.5 to 2.5	Pass
				0	3.85	-5.05	-0.00	-2.5 to 2.5	Pass
				10	3.85	-4.55	-0.00	-2.5 to 2.5	Pass
				30	3.85	-2.53	-0.00	-2.5 to 2.5	Pass
				40	3.85	-4.78	-0.00	-2.5 to 2.5	Pass
				50	3.85	-2.67	-0.00	-2.5 to 2.5	Pass
				1732.5	100	0	20	3.27	-5.95
	3.85	-0.06	0.00					-2.5 to 2.5	Pass
	4.43	-2.88	-0.00					-2.5 to 2.5	Pass
	-10	3.85	-4.78				-0.00	-2.5 to 2.5	Pass



**BUREAU
VERITAS**

Test Report No.: W7L-220503W001RF06

				0	3.85	-4.03	-0.00	-2.5 to 2.5	Pass
				10	3.85	-2.99	-0.00	-2.5 to 2.5	Pass
				30	3.85	-3.40	-0.00	-2.5 to 2.5	Pass
				40	3.85	-1.09	-0.00	-2.5 to 2.5	Pass
				50	3.85	-1.06	-0.00	-2.5 to 2.5	Pass
	1745	100	0	20	3.27	-5.92	-0.00	-2.5 to 2.5	Pass
					3.85	-1.26	-0.00	-2.5 to 2.5	Pass
					4.43	-1.82	-0.00	-2.5 to 2.5	Pass
				-10	3.85	-1.16	-0.00	-2.5 to 2.5	Pass
				0	3.85	-4.11	-0.00	-2.5 to 2.5	Pass
				10	3.85	-3.76	-0.00	-2.5 to 2.5	Pass
				30	3.85	-7.14	-0.00	-2.5 to 2.5	Pass
				40	3.85	-2.25	-0.00	-2.5 to 2.5	Pass
				50	3.85	-6.67	-0.00	-2.5 to 2.5	Pass
16QAM				1720	100	0	20	3.27	-5.21
	3.85	-4.13	-0.00					-2.5 to 2.5	Pass
	4.43	-9.08	-0.01					-2.5 to 2.5	Pass
	-10	3.85	-8.74				-0.01	-2.5 to 2.5	Pass
	0	3.85	-8.47				-0.00	-2.5 to 2.5	Pass
	10	3.85	-3.02				-0.00	-2.5 to 2.5	Pass
	30	3.85	-5.81				-0.00	-2.5 to 2.5	Pass
	40	3.85	-5.18				-0.00	-2.5 to 2.5	Pass
	50	3.85	-5.62				-0.00	-2.5 to 2.5	Pass
	1732.5	100	0				20	3.27	-0.14
				3.85	-3.22	-0.00		-2.5 to 2.5	Pass
				4.43	-5.41	-0.00		-2.5 to 2.5	Pass
				-10	3.85	-1.23	-0.00	-2.5 to 2.5	Pass
				0	3.85	-2.20	-0.00	-2.5 to 2.5	Pass
				10	3.85	-3.55	-0.00	-2.5 to 2.5	Pass
				30	3.85	-3.93	-0.00	-2.5 to 2.5	Pass
				40	3.85	-5.18	-0.00	-2.5 to 2.5	Pass
				50	3.85	-1.23	-0.00	-2.5 to 2.5	Pass
				1745	100	0	20	3.27	-0.09
	3.85	-3.18	-0.00					-2.5 to 2.5	Pass
	4.43	-1.89	-0.00					-2.5 to 2.5	Pass
	-10	3.85	-4.33				-0.00	-2.5 to 2.5	Pass
	0	3.85	0.21				0.00	-2.5 to 2.5	Pass
	10	3.85	-2.95				-0.00	-2.5 to 2.5	Pass
	30	3.85	-6.79				-0.00	-2.5 to 2.5	Pass
	40	3.85	-1.73				-0.00	-2.5 to 2.5	Pass
	50	3.85	-4.96				-0.00	-2.5 to 2.5	Pass
	64QAM	1720	100				0	20	3.27
3.85				-6.17	-0.00	-2.5 to 2.5			Pass
4.43				-3.90	-0.00	-2.5 to 2.5			Pass
-10				3.85	-3.08	-0.00		-2.5 to 2.5	Pass
0				3.85	-3.59	-0.00		-2.5 to 2.5	Pass
10				3.85	-3.79	-0.00		-2.5 to 2.5	Pass
30				3.85	-3.42	-0.00		-2.5 to 2.5	Pass
40				3.85	-6.41	-0.00		-2.5 to 2.5	Pass
50				3.85	-3.83	-0.00		-2.5 to 2.5	Pass
1732.5				100	0	20		3.27	-5.41
		3.85	-3.38				-0.00	-2.5 to 2.5	Pass
		4.43	-5.18				-0.00	-2.5 to 2.5	Pass



Test Report No.: W7L-220503W001RF06

				-10	3.85	-5.18	-0.00	-2.5 to 2.5	Pass				
				0	3.85	-2.75	-0.00	-2.5 to 2.5	Pass				
				10	3.85	-4.83	-0.00	-2.5 to 2.5	Pass				
				30	3.85	-5.95	-0.00	-2.5 to 2.5	Pass				
				40	3.85	-5.72	-0.00	-2.5 to 2.5	Pass				
				50	3.85	-7.61	-0.00	-2.5 to 2.5	Pass				
	1745	100	0	20	3.27	-1.83	-0.00	-2.5 to 2.5	Pass				
					3.85	-5.54	-0.00	-2.5 to 2.5	Pass				
					4.43	-4.16	-0.00	-2.5 to 2.5	Pass				
								-10	3.85	-5.84	-0.00	-2.5 to 2.5	Pass
								0	3.85	-4.08	-0.00	-2.5 to 2.5	Pass
								10	3.85	-5.72	-0.00	-2.5 to 2.5	Pass
								30	3.85	-5.57	-0.00	-2.5 to 2.5	Pass
								40	3.85	-6.32	-0.00	-2.5 to 2.5	Pass
								50	3.85	-3.03	-0.00	-2.5 to 2.5	Pass

99% & 26dB Bandwidth

99%_OBW

Test Result

Band: 4 / NTNV						
Bandwidth (MHz)	Modulation	Frequency (MHz)	RB Allocation		99% Occupied Bandwidth (MHz)	Verdict
			Size	Offset	Result	
1.4	QPSK	1710.7	6	0	1.106	Pass
		1732.5	6	0	1.116	Pass
		1754.3	6	0	1.106	Pass
	16QAM	1710.7	6	0	1.103	Pass
		1732.5	6	0	1.112	Pass
		1754.3	6	0	1.116	Pass
	64QAM	1710.7	6	0	1.119	Pass
		1732.5	6	0	1.107	Pass
		1754.3	6	0	1.111	Pass
3	QPSK	1711.5	15	0	2.732	Pass
		1732.5	15	0	2.727	Pass
		1753.5	15	0	2.733	Pass
	16QAM	1711.5	15	0	2.727	Pass
		1732.5	15	0	2.721	Pass
		1753.5	15	0	2.719	Pass
	64QAM	1711.5	15	0	2.738	Pass
		1732.5	15	0	2.716	Pass
		1753.5	15	0	2.729	Pass
5	QPSK	1712.5	25	0	4.547	Pass
		1732.5	25	0	4.548	Pass
		1752.5	25	0	4.548	Pass
	16QAM	1712.5	25	0	4.526	Pass
		1732.5	25	0	4.544	Pass

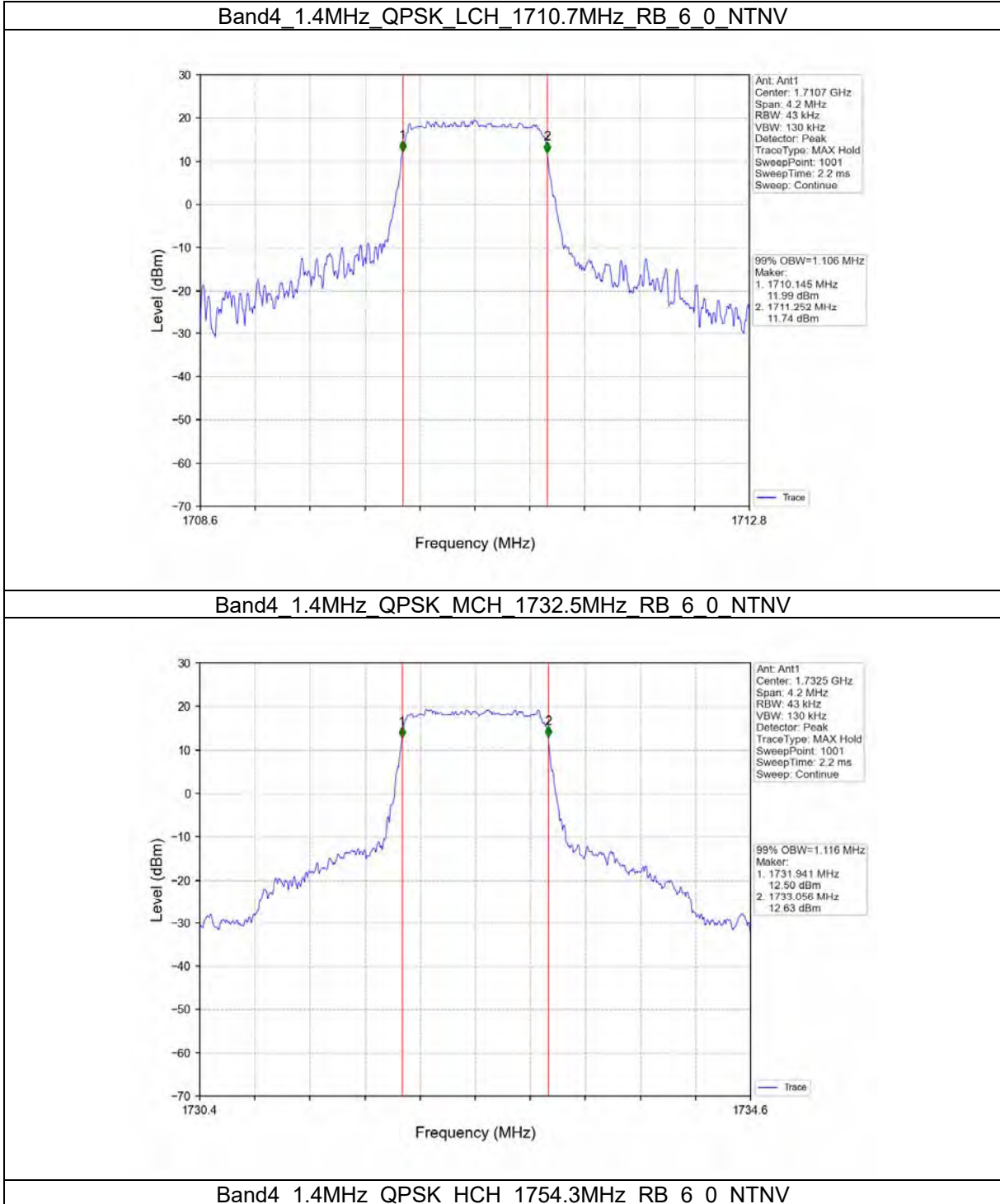


**BUREAU
VERITAS**

Test Report No.: W7L-220503W001RF06

	64QAM	1752.5	25	0	4.557	Pass
		1712.5	25	0	4.534	Pass
		1732.5	25	0	4.540	Pass
		1752.5	25	0	4.541	Pass
10	QPSK	1715	50	0	9.064	Pass
		1732.5	50	0	9.052	Pass
		1750	50	0	9.098	Pass
	16QAM	1715	50	0	9.052	Pass
		1732.5	50	0	9.046	Pass
		1750	50	0	9.060	Pass
	64QAM	1715	50	0	9.056	Pass
		1732.5	50	0	9.025	Pass
		1750	50	0	9.094	Pass
15	QPSK	1717.5	75	0	13.608	Pass
		1732.5	75	0	13.577	Pass
		1747.5	75	0	13.600	Pass
	16QAM	1717.5	75	0	13.605	Pass
		1732.5	75	0	13.605	Pass
		1747.5	75	0	13.638	Pass
	64QAM	1717.5	75	0	13.589	Pass
		1732.5	75	0	13.598	Pass
		1747.5	75	0	13.624	Pass
20	QPSK	1720	100	0	18.154	Pass
		1732.5	100	0	18.153	Pass
		1745	100	0	18.162	Pass
	16QAM	1720	100	0	18.190	Pass
		1732.5	100	0	18.099	Pass
		1745	100	0	18.101	Pass
	64QAM	1720	100	0	18.076	Pass
		1732.5	100	0	18.116	Pass
		1745	100	0	18.118	Pass

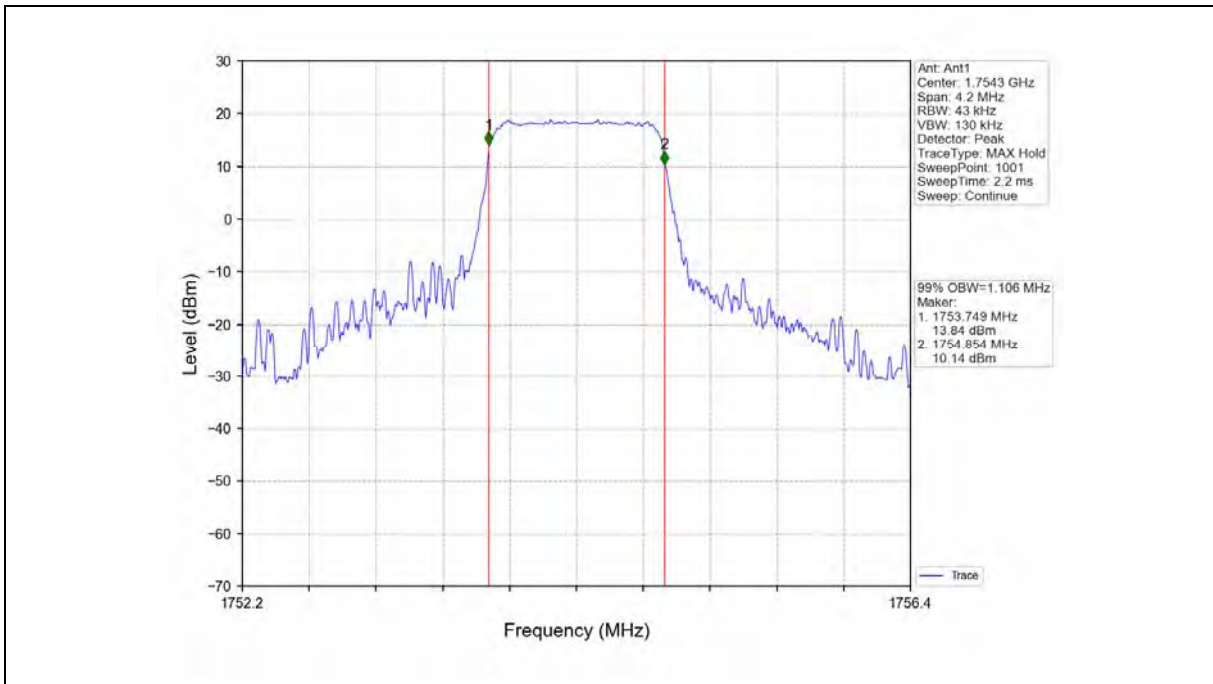
Test Graph



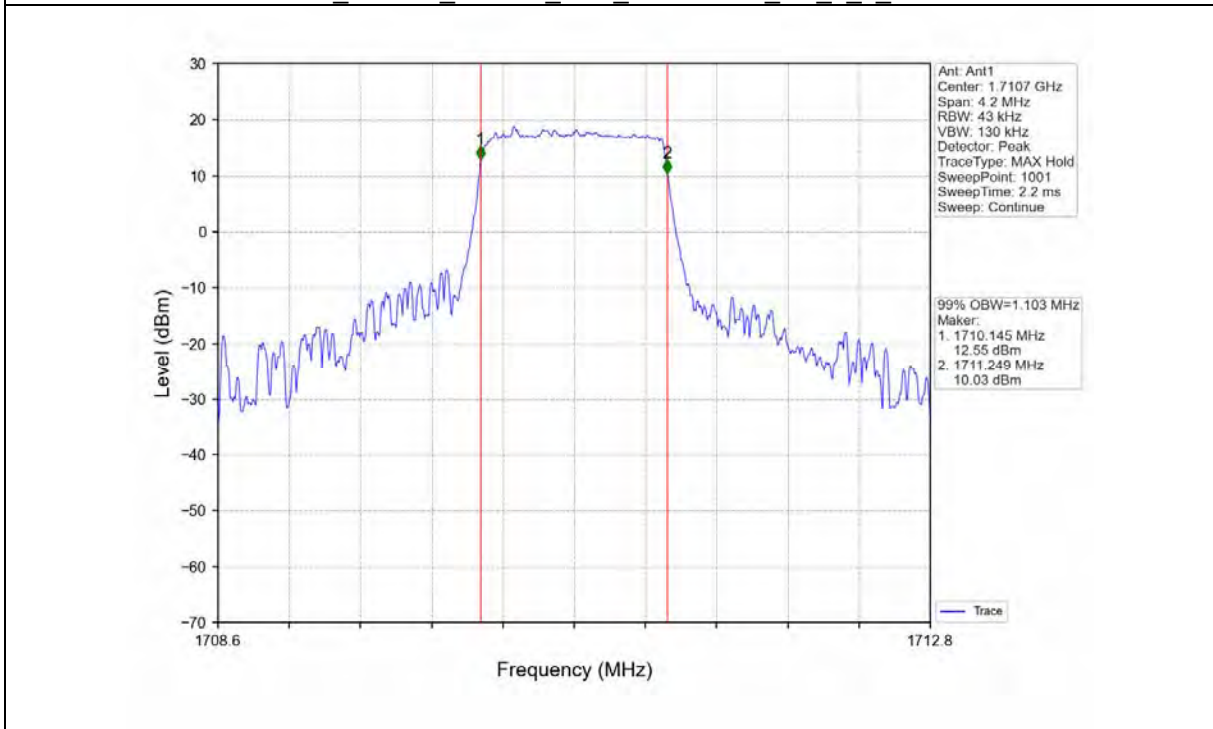


BUREAU
VERITAS

Test Report No.: W7L-220503W001RF06



Band4_1.4MHz_16QAM_LCH_1710.7MHz_RB_6_0_NTNV

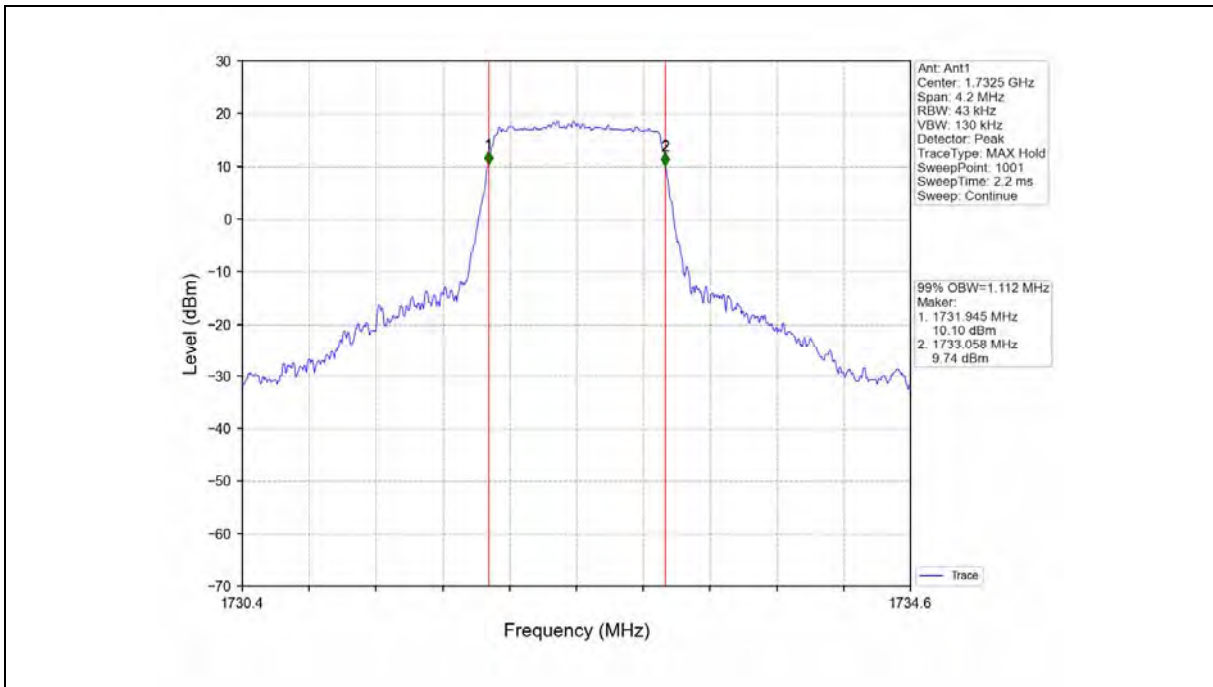


Band4_1.4MHz_16QAM_MCH_1732.5MHz_RB_6_0_NTNV

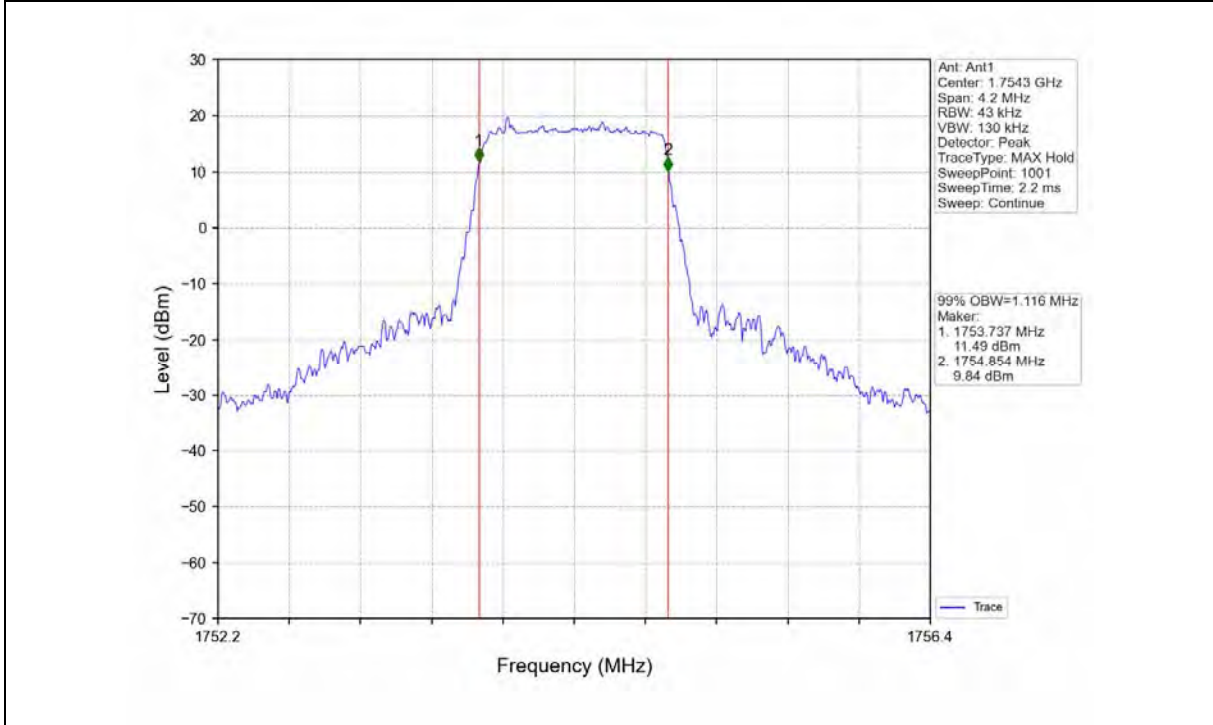


BUREAU VERITAS

Test Report No.: W7L-220503W001RF06



Band4_1.4MHz_16QAM_HCH_1754.3MHz_RB_6_0_NTNV

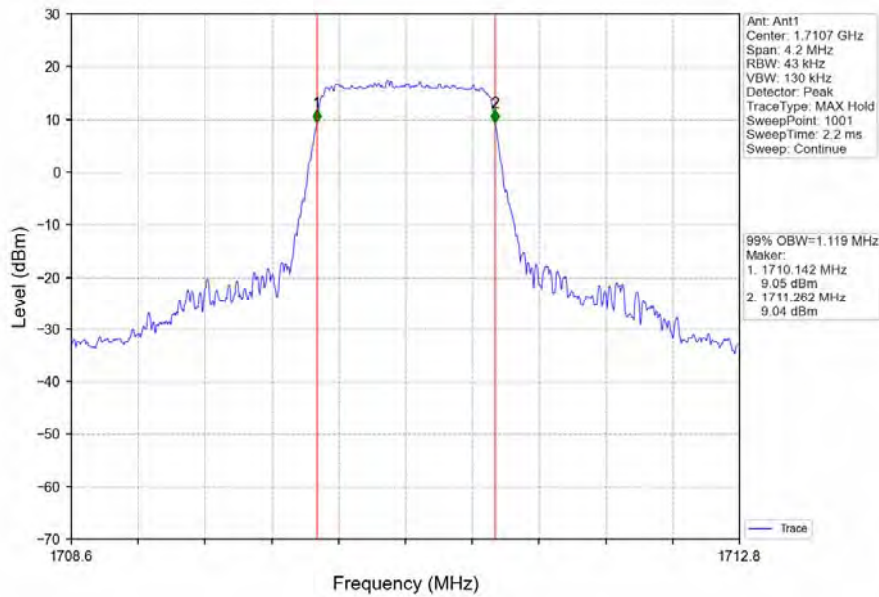


Band4_1.4MHz_64QAM_LCH_1710.7MHz_RB_6_0_NTNV

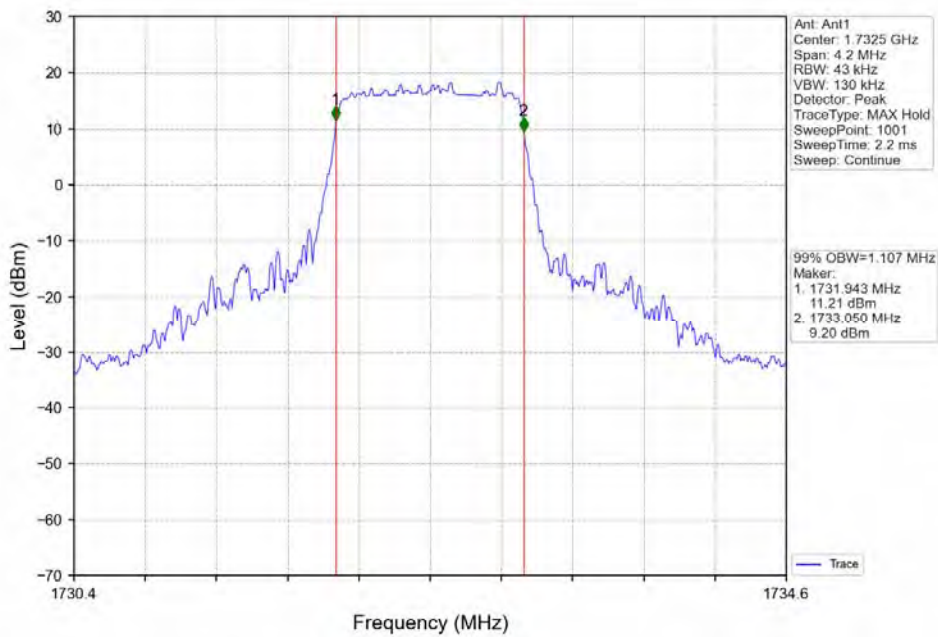


BUREAU VERITAS

Test Report No.: W7L-220503W001RF06



Band4_1.4MHz_64QAM_MCH_1732.5MHz_RB_6_0_NTNV

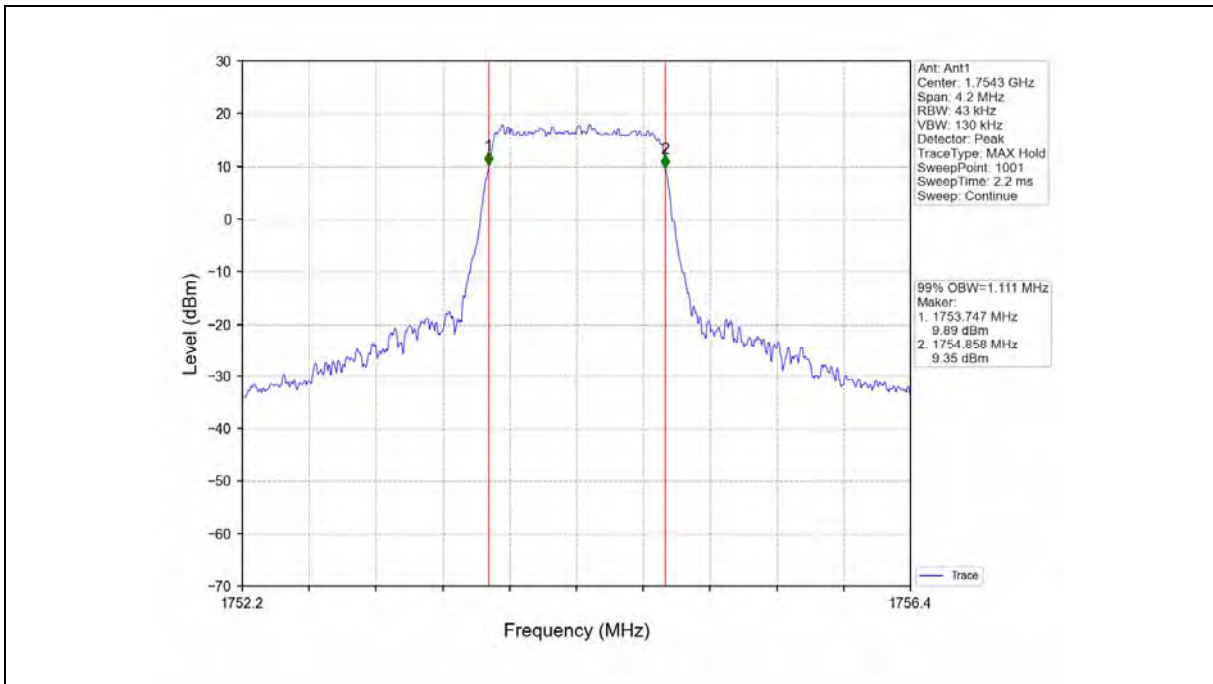


Band4_1.4MHz_64QAM_HCH_1754.3MHz_RB_6_0_NTNV

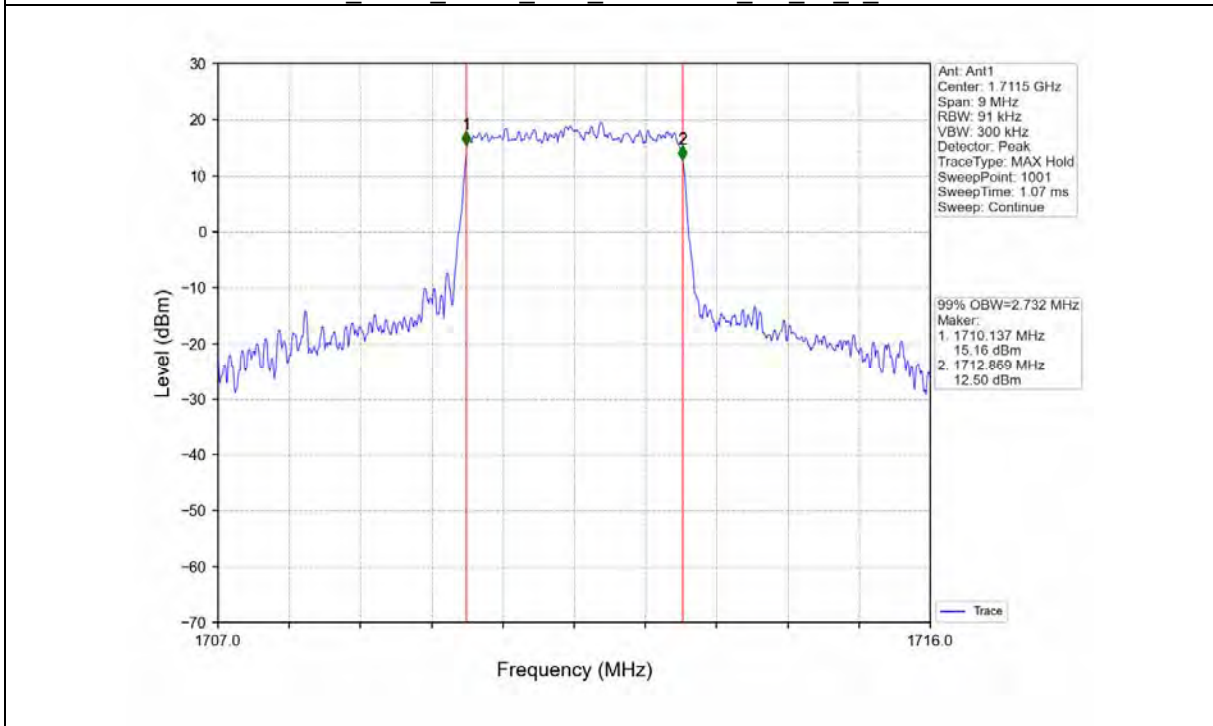


BUREAU
VERITAS

Test Report No.: W7L-220503W001RF06



Band4_3MHz_QPSK_LCH_1711.5MHz_RB_15_0_NTNV

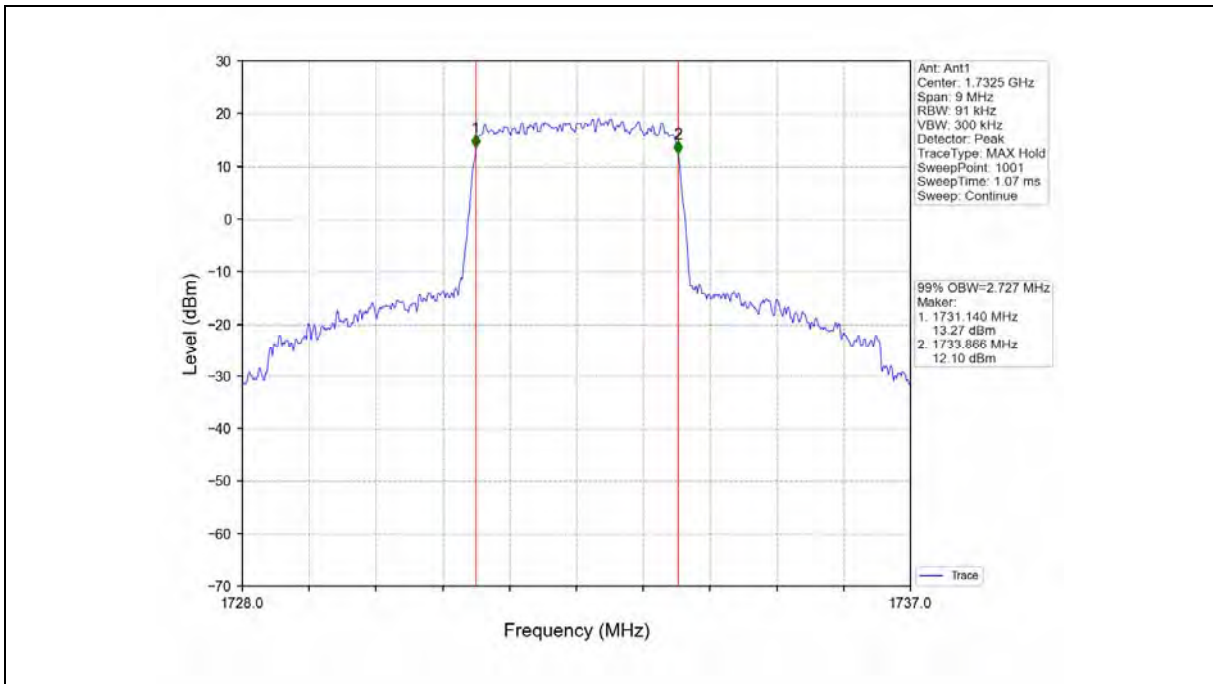


Band4_3MHz_QPSK_MCH_1732.5MHz_RB_15_0_NTNV

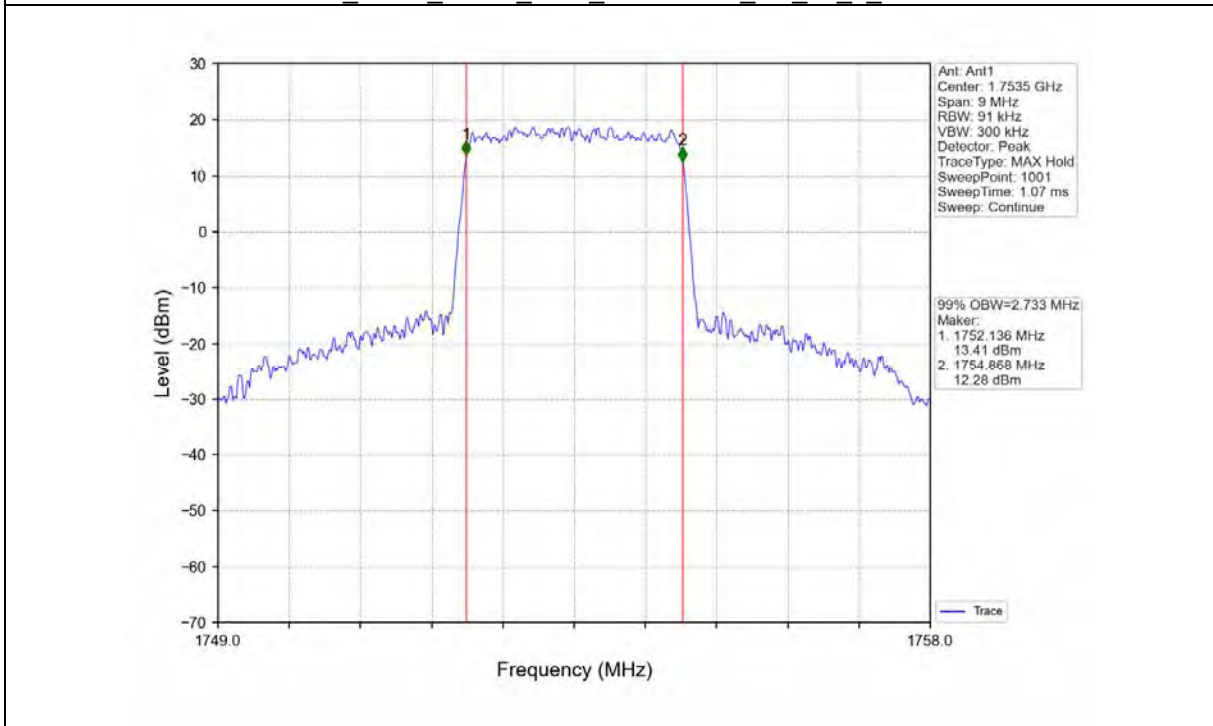


BUREAU VERITAS

Test Report No.: W7L-220503W001RF06



Band4_3MHz_QPSK_HCH_1753.5MHz_RB_15_0_NTNV

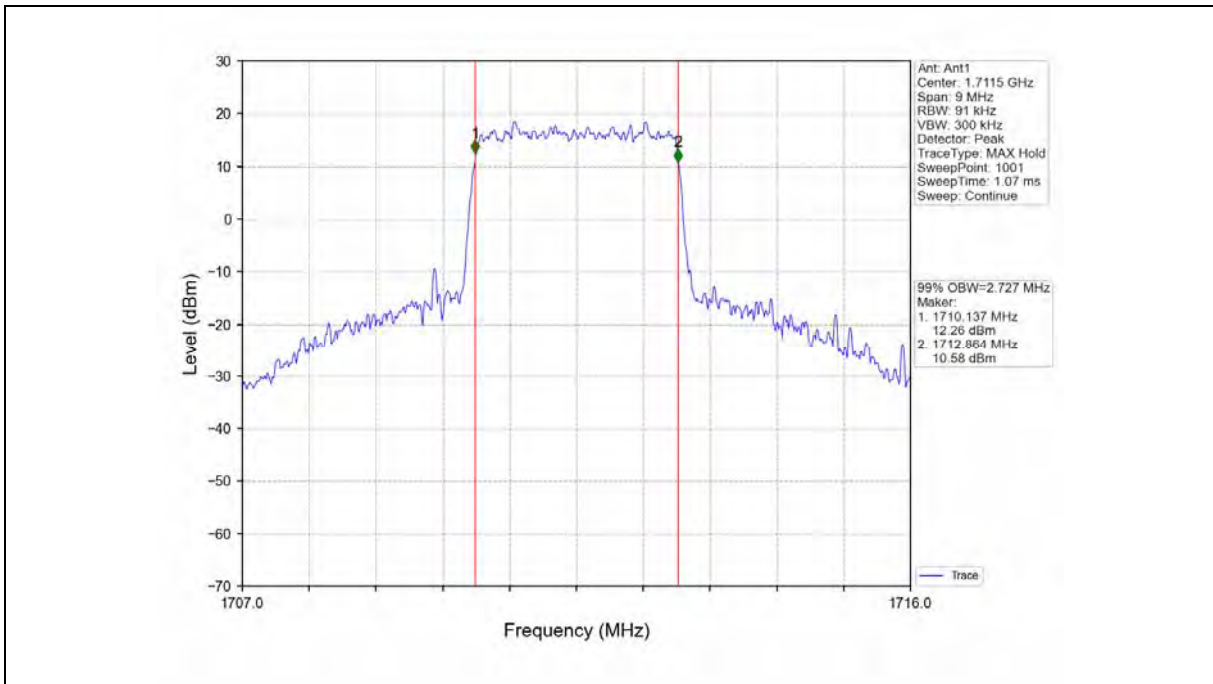


Band4_3MHz_16QAM_LCH_1711.5MHz_RB_15_0_NTNV

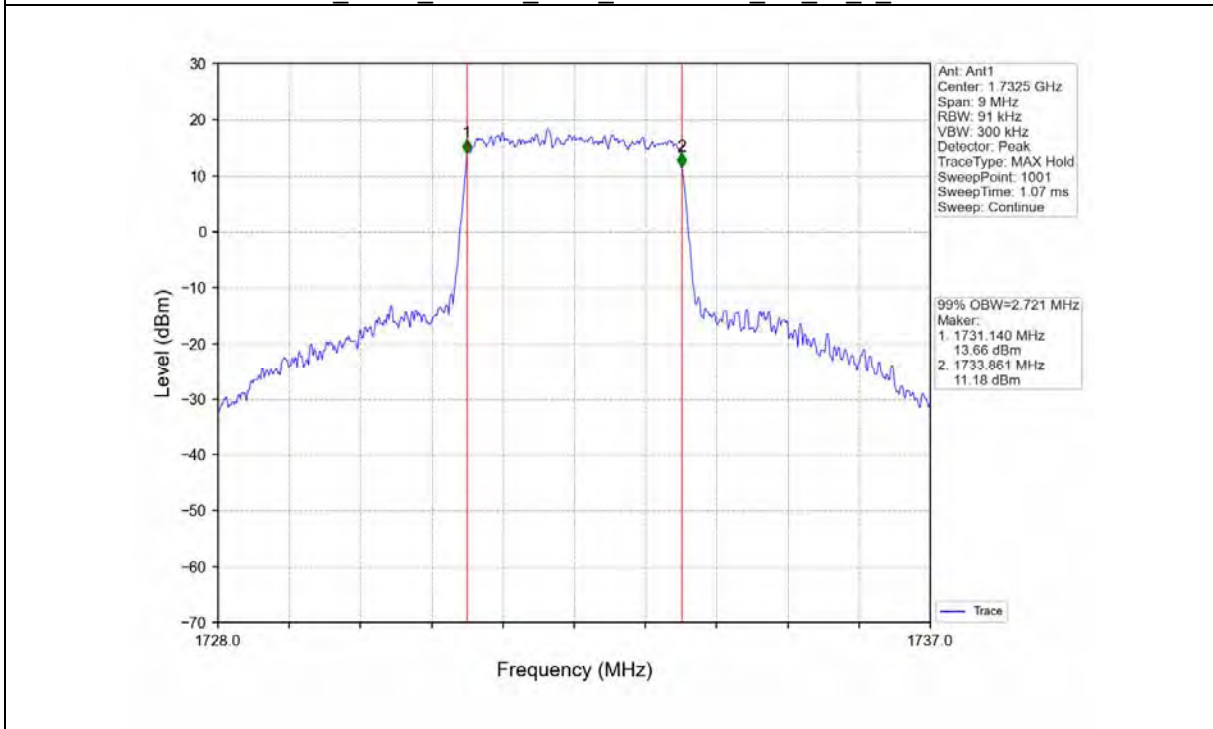


BUREAU
VERITAS

Test Report No.: W7L-220503W001RF06



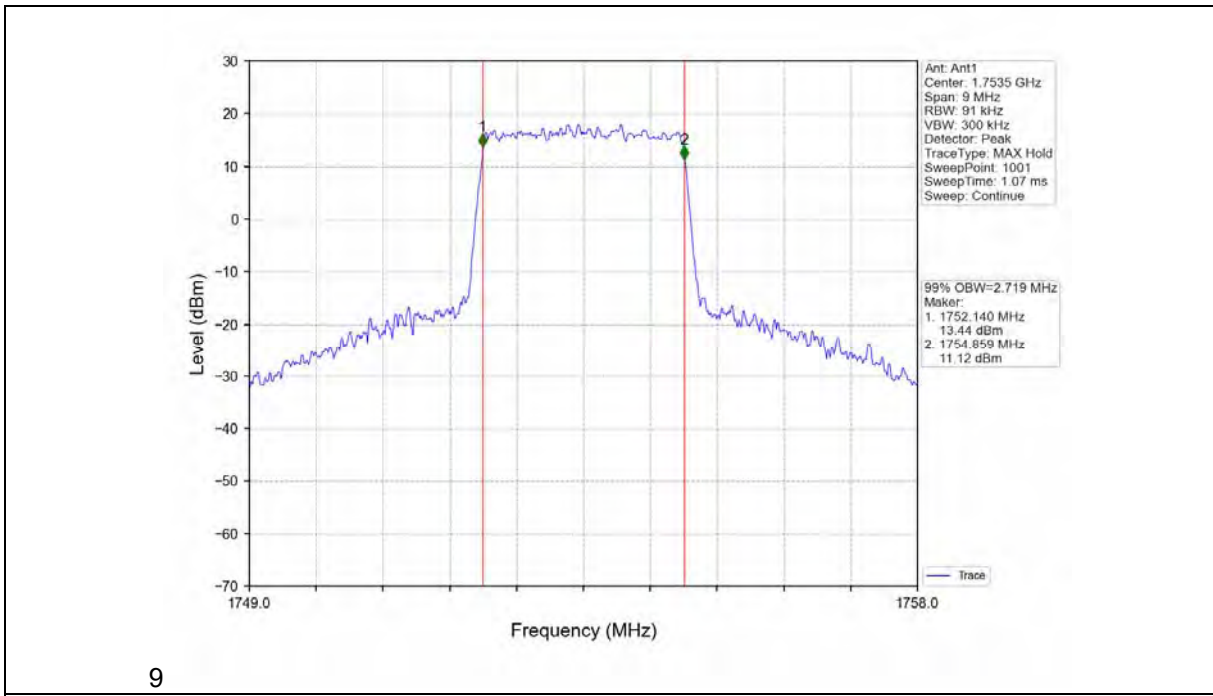
Band4_3MHz_16QAM_MCH_1732.5MHz_RB_15_0_NTNV



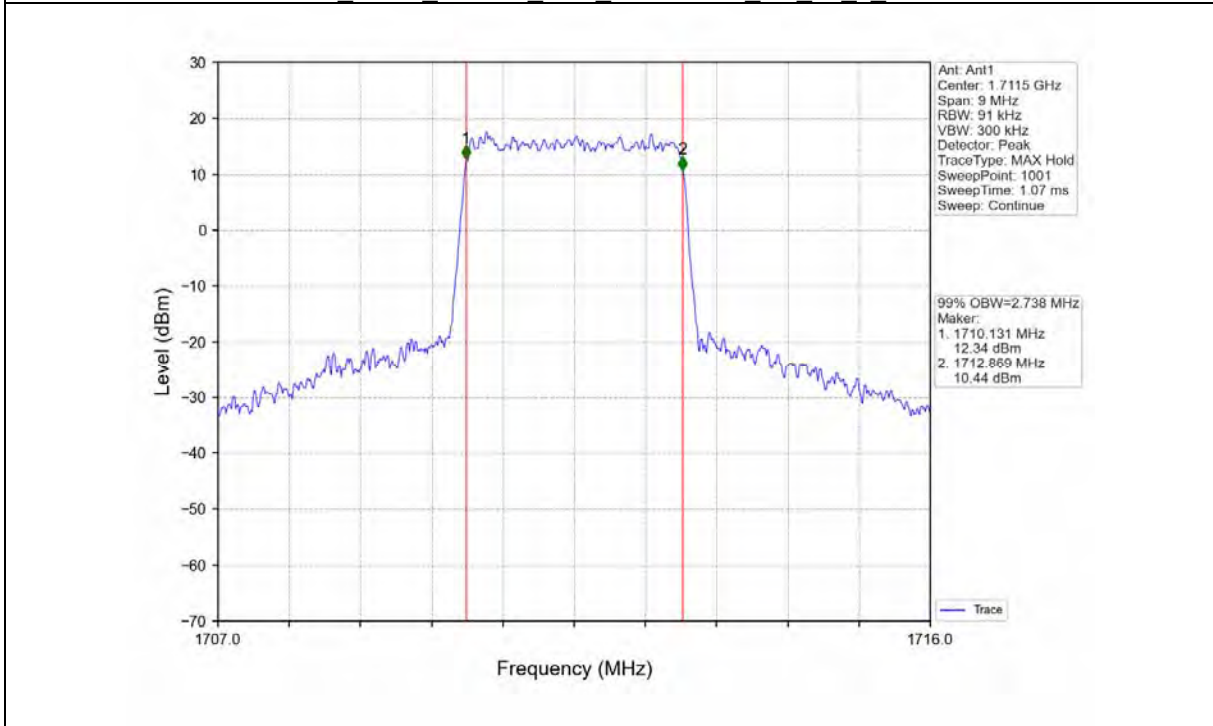
Band4_3MHz_16QAM_HCH_1753.5MHz_RB_15_0_NTNV



Test Report No.: W7L-220503W001RF06



Band4 3MHz 64QAM LCH 1711.5MHz RB 15 0 NTN

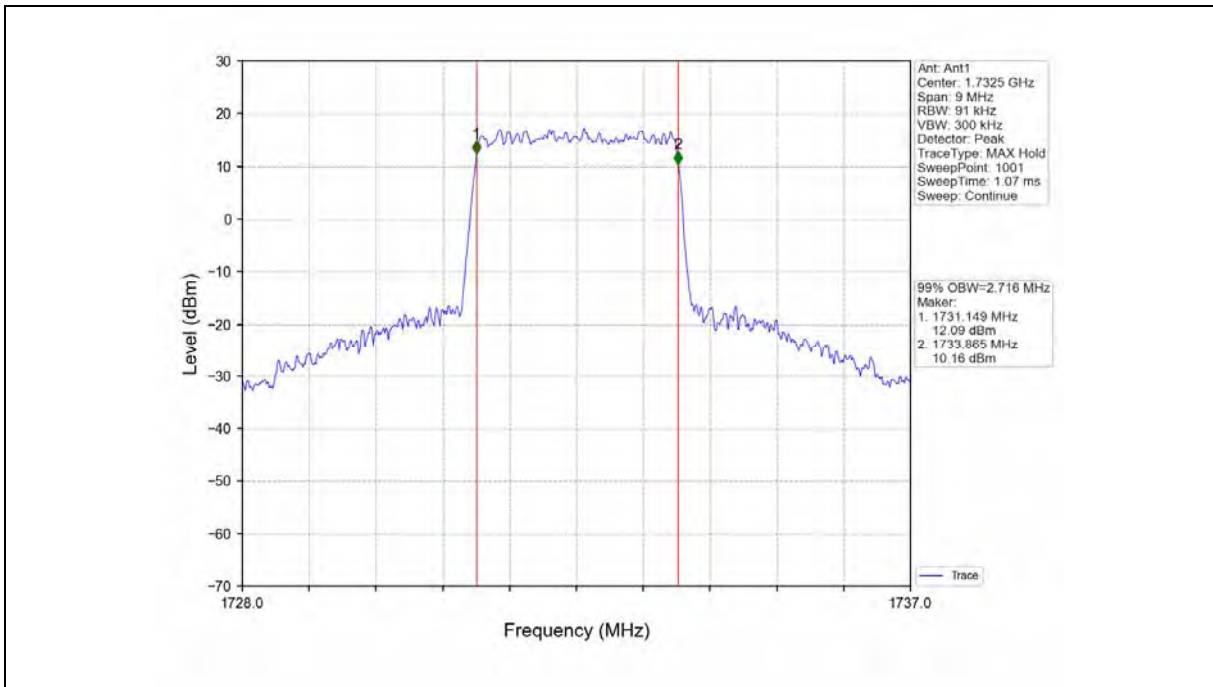


Band4 3MHz 64QAM MCH 1732.5MHz RB 15 0 NTN

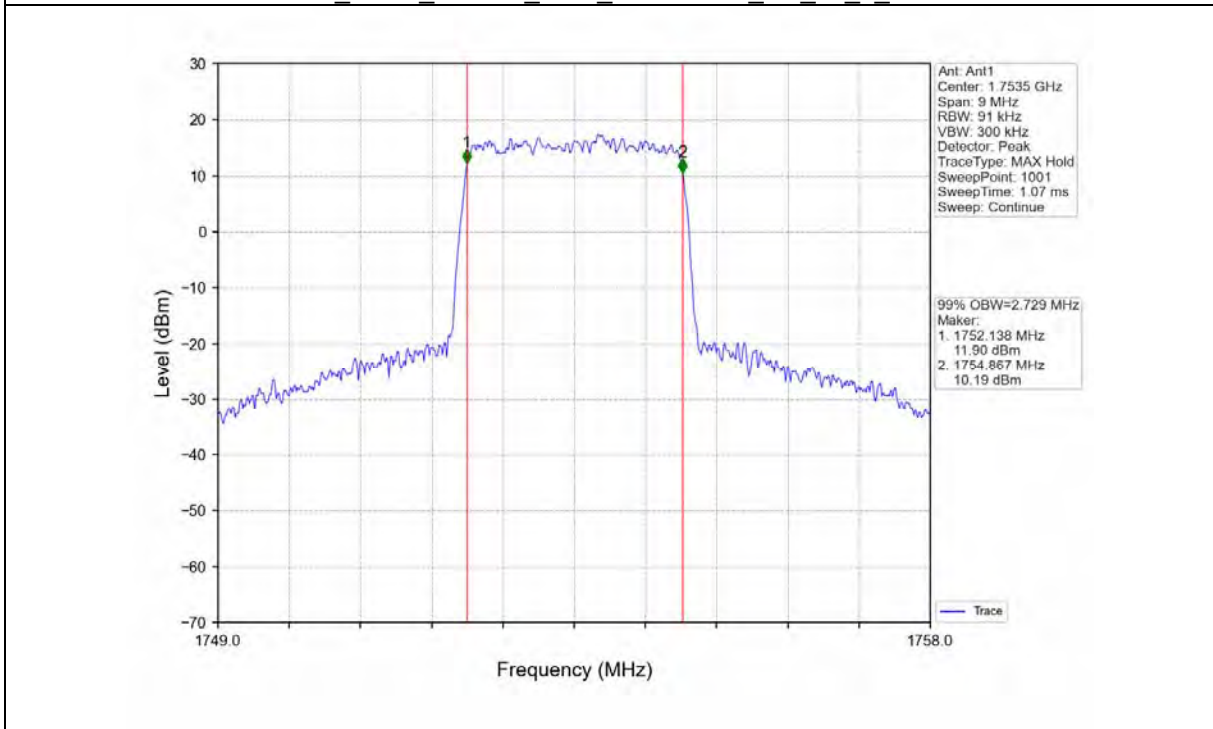


BUREAU VERITAS

Test Report No.: W7L-220503W001RF06



Band4_3MHz_64QAM_HCH_1753.5MHz_RB_15_0_NTNV

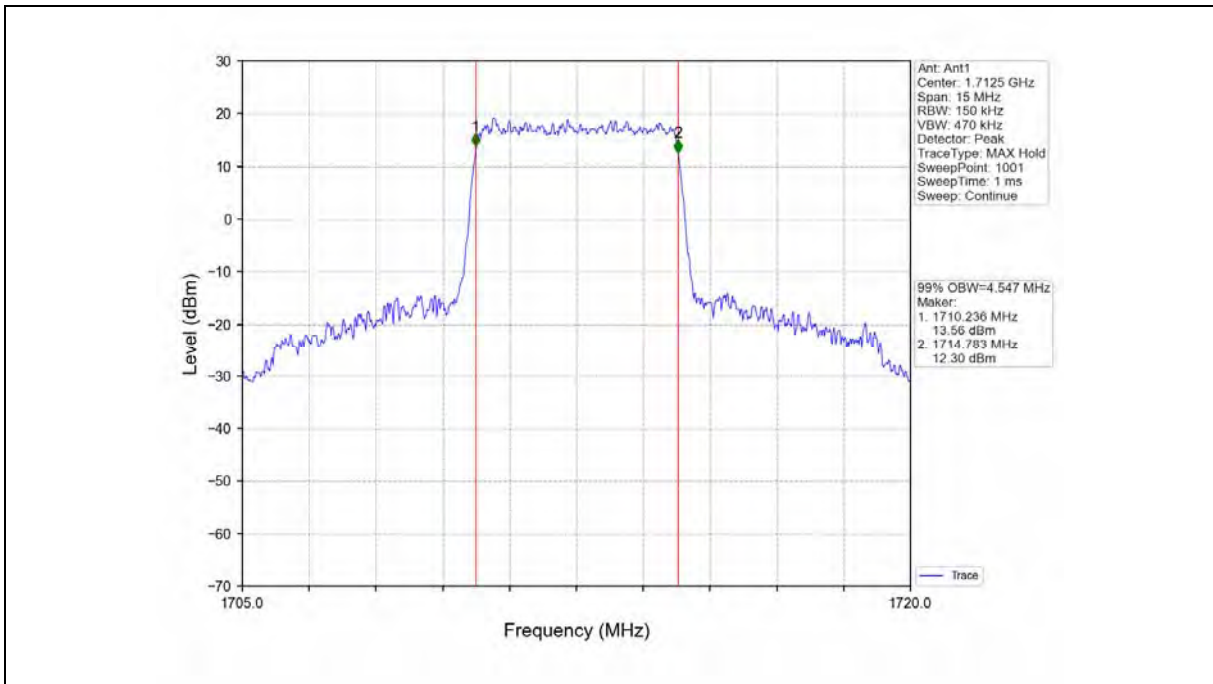


Band4_5MHz_QPSK_LCH_1712.5MHz_RB_25_0_NTNV

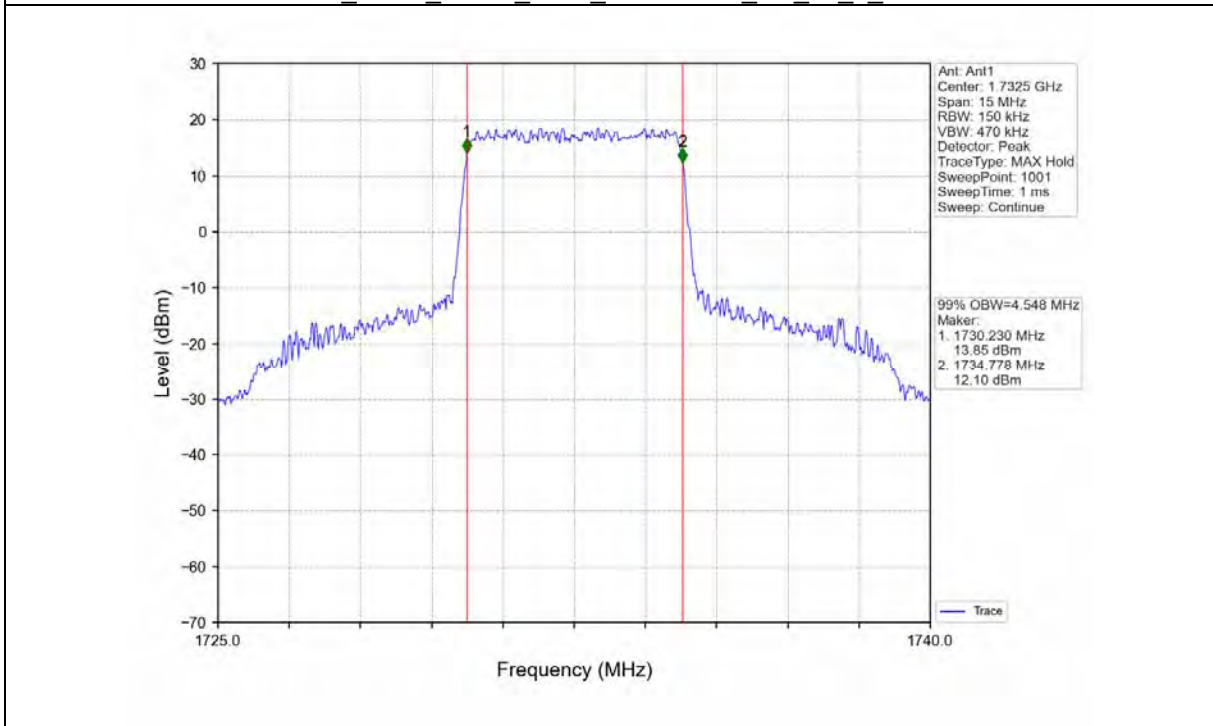


BUREAU VERITAS

Test Report No.: W7L-220503W001RF06



Band4_5MHz_QPSK_MCH_1732.5MHz_RB_25_0_NTNV

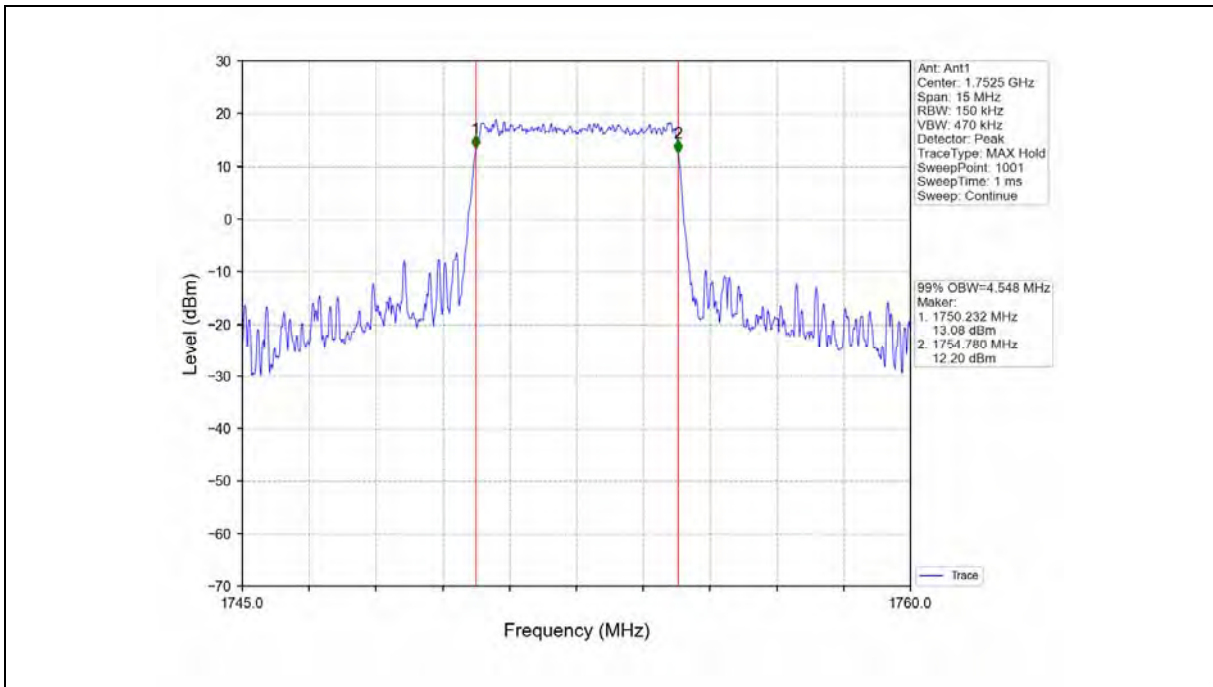


Band4_5MHz_QPSK_HCH_1752.5MHz_RB_25_0_NTNV

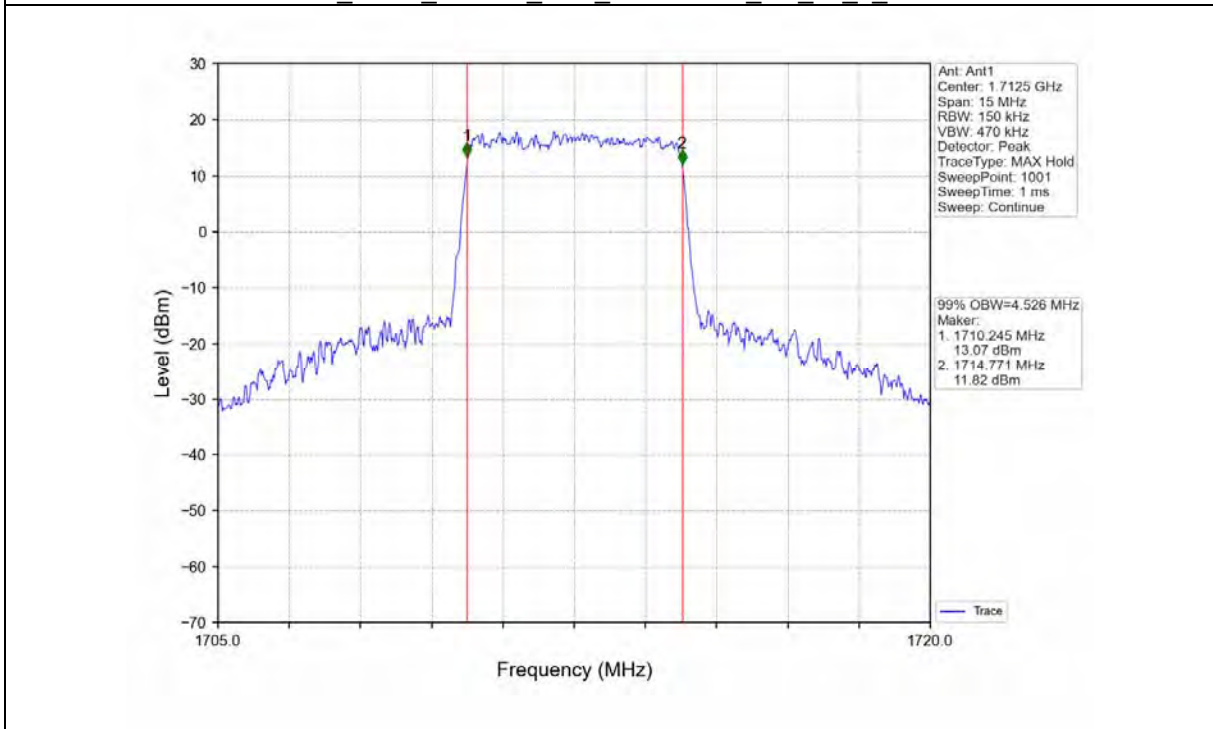


BUREAU VERITAS

Test Report No.: W7L-220503W001RF06



Band4_5MHz_16QAM_LCH_1712.5MHz_RB_25_0_NTNV

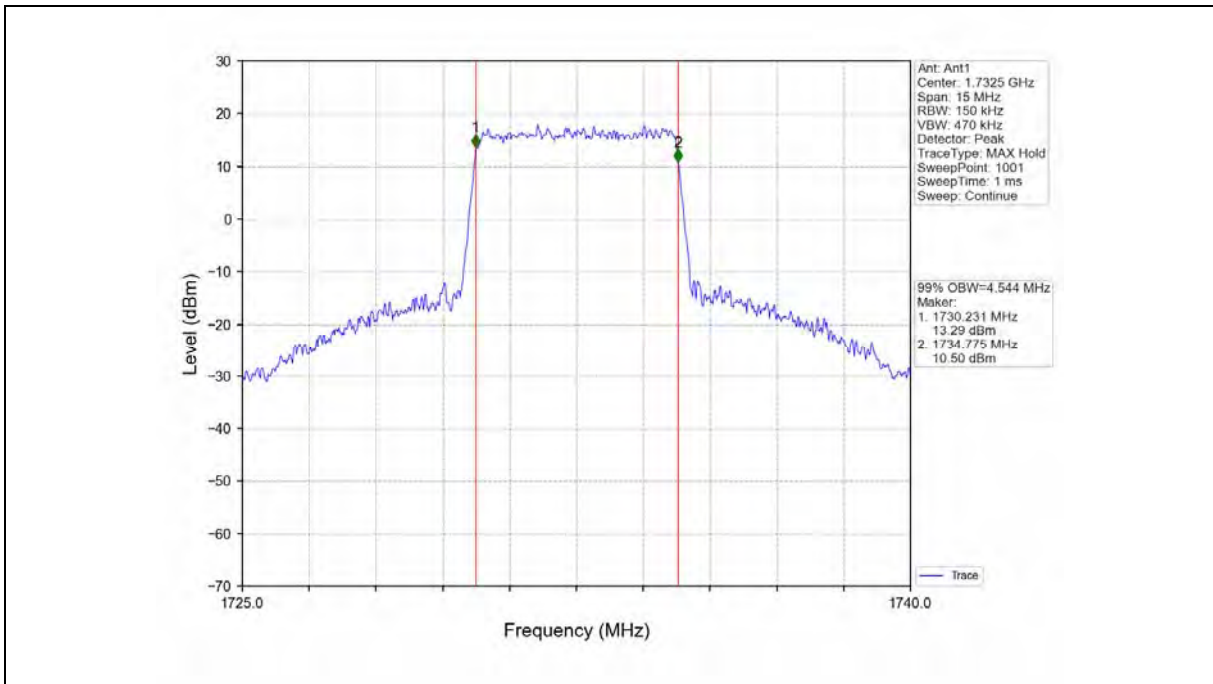


Band4_5MHz_16QAM_MCH_1732.5MHz_RB_25_0_NTNV

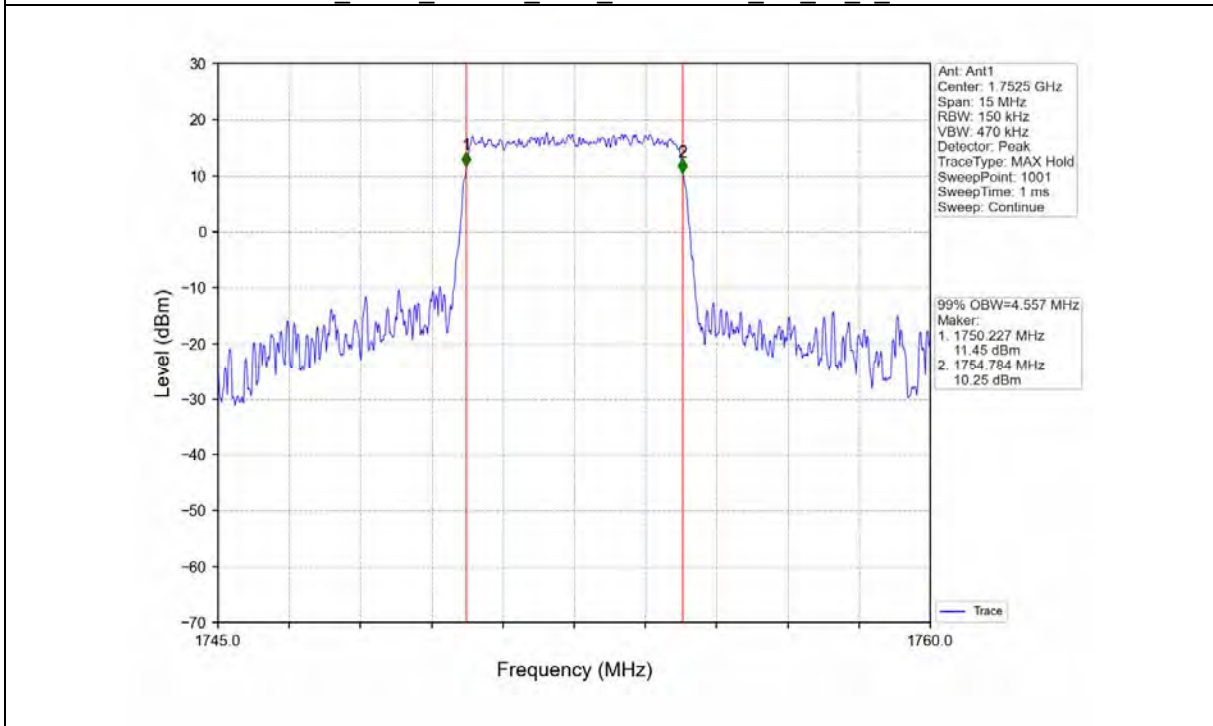


BUREAU
VERITAS

Test Report No.: W7L-220503W001RF06



Band4_5MHz_16QAM_HCH_1752.5MHz_RB_25_0_NTNV

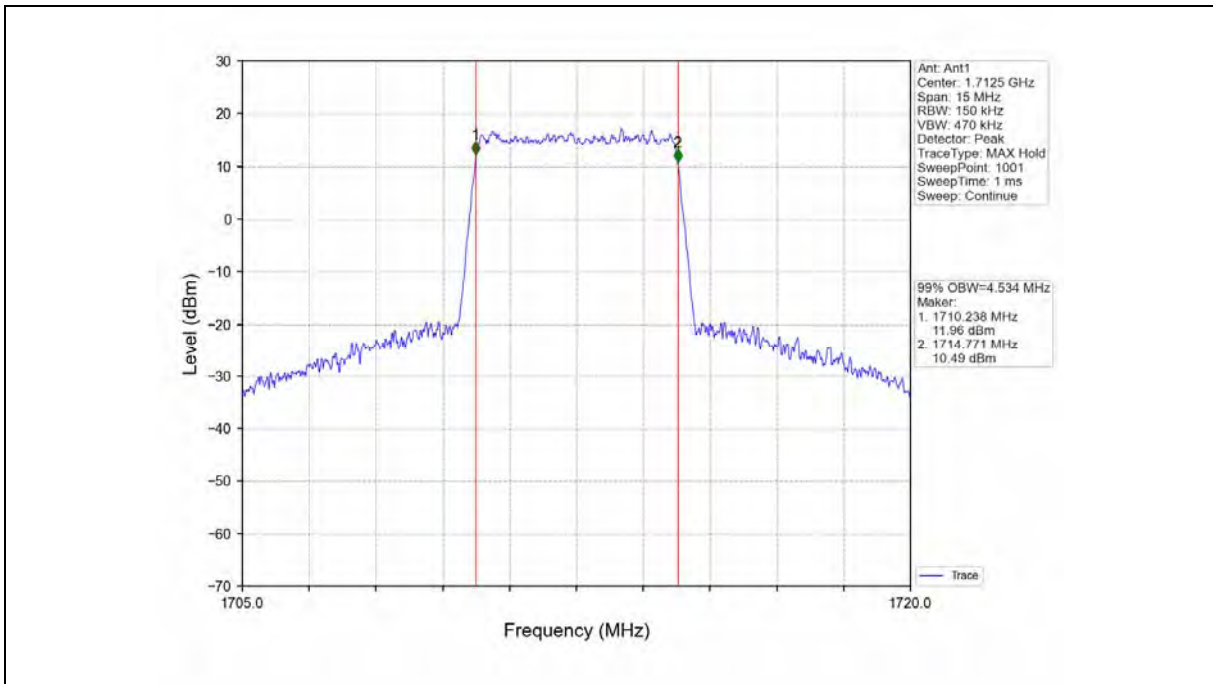


Band4_5MHz_64QAM_LCH_1712.5MHz_RB_25_0_NTNV

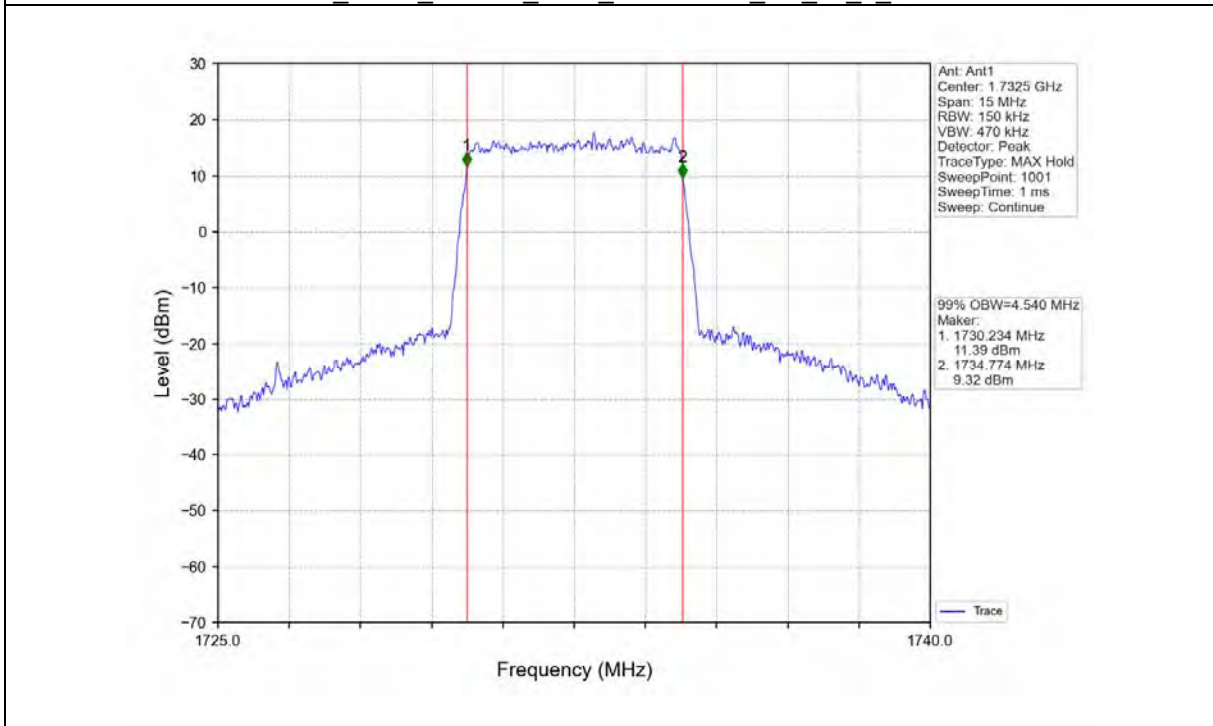


BUREAU VERITAS

Test Report No.: W7L-220503W001RF06



Band4_5MHz_64QAM_MCH_1732.5MHz_RB_25_0_NTNV

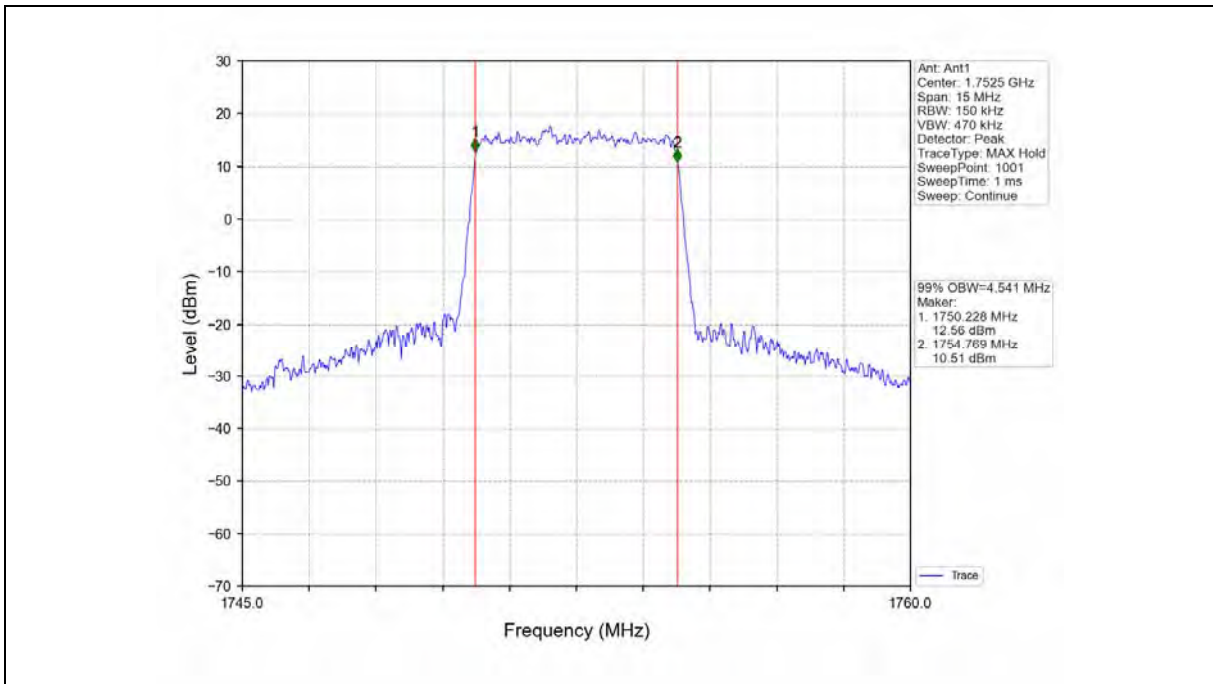


Band4_5MHz_64QAM_HCH_1752.5MHz_RB_25_0_NTNV

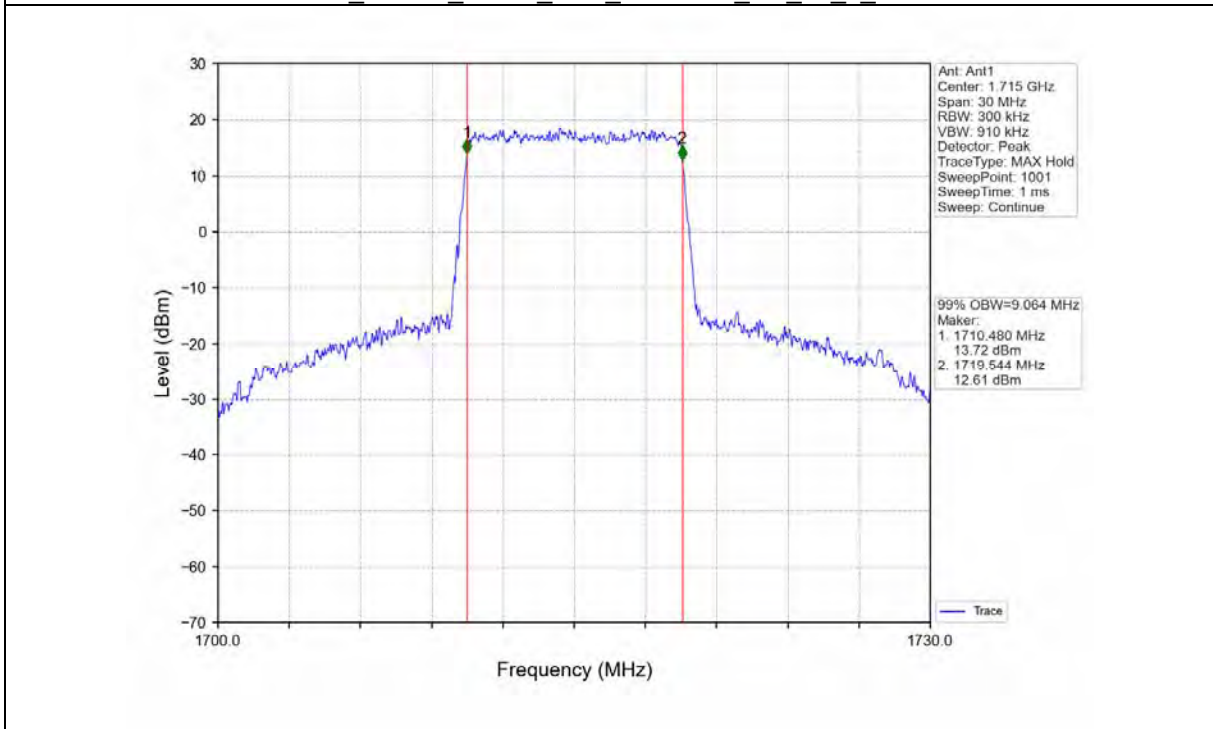


BUREAU VERITAS

Test Report No.: W7L-220503W001RF06



Band4_10MHz_QPSK_LCH_1715MHz_RB_50_0_NTNV

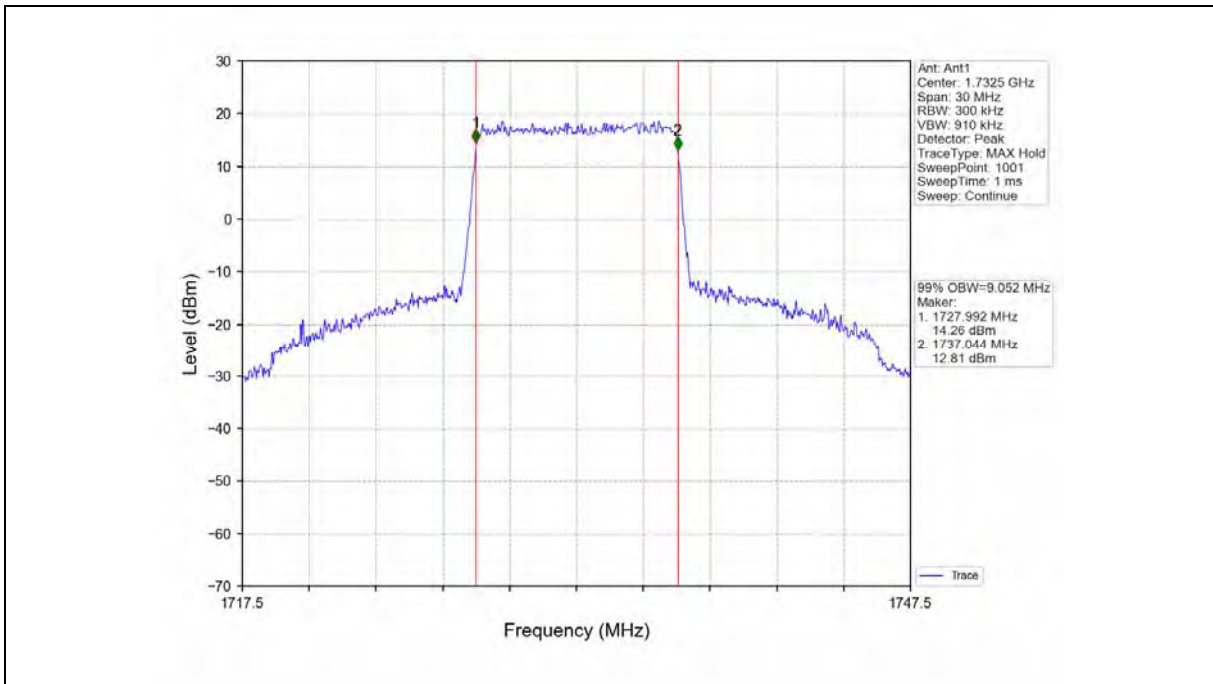


Band4_10MHz_QPSK_MCH_1732.5MHz_RB_50_0_NTNV

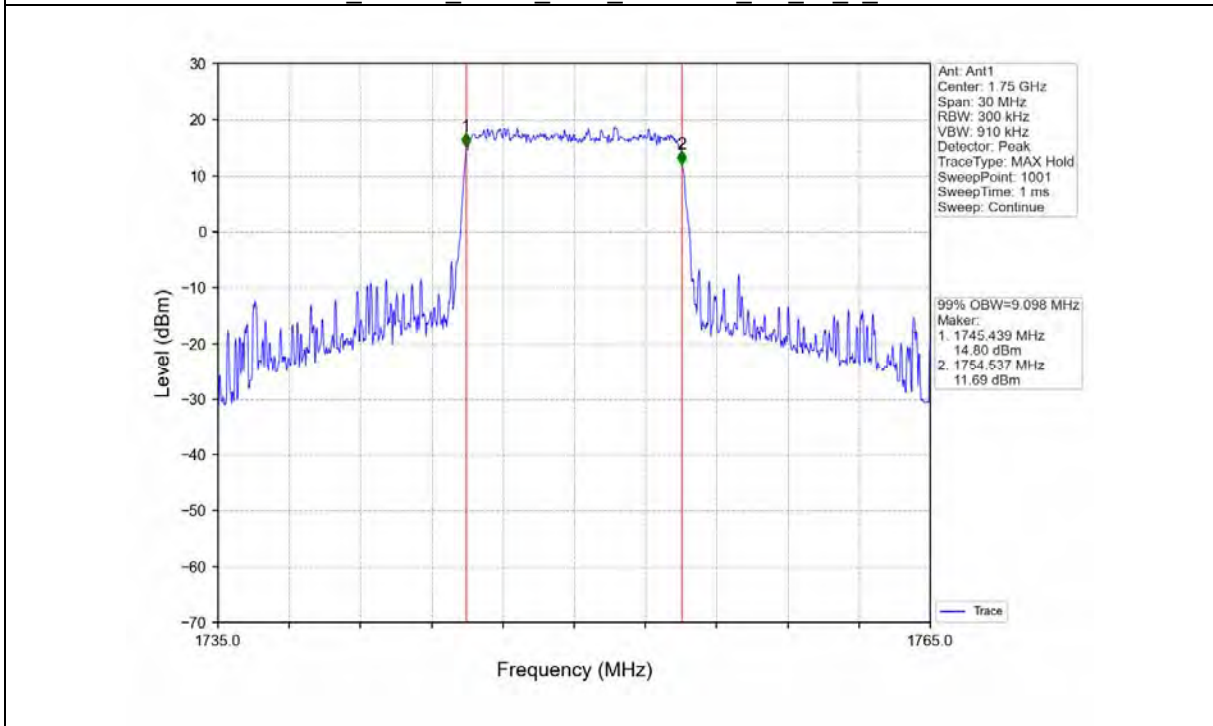


BUREAU
VERITAS

Test Report No.: W7L-220503W001RF06



Band4_10MHz_QPSK_HCH_1750MHz_RB_50_0_NTNV

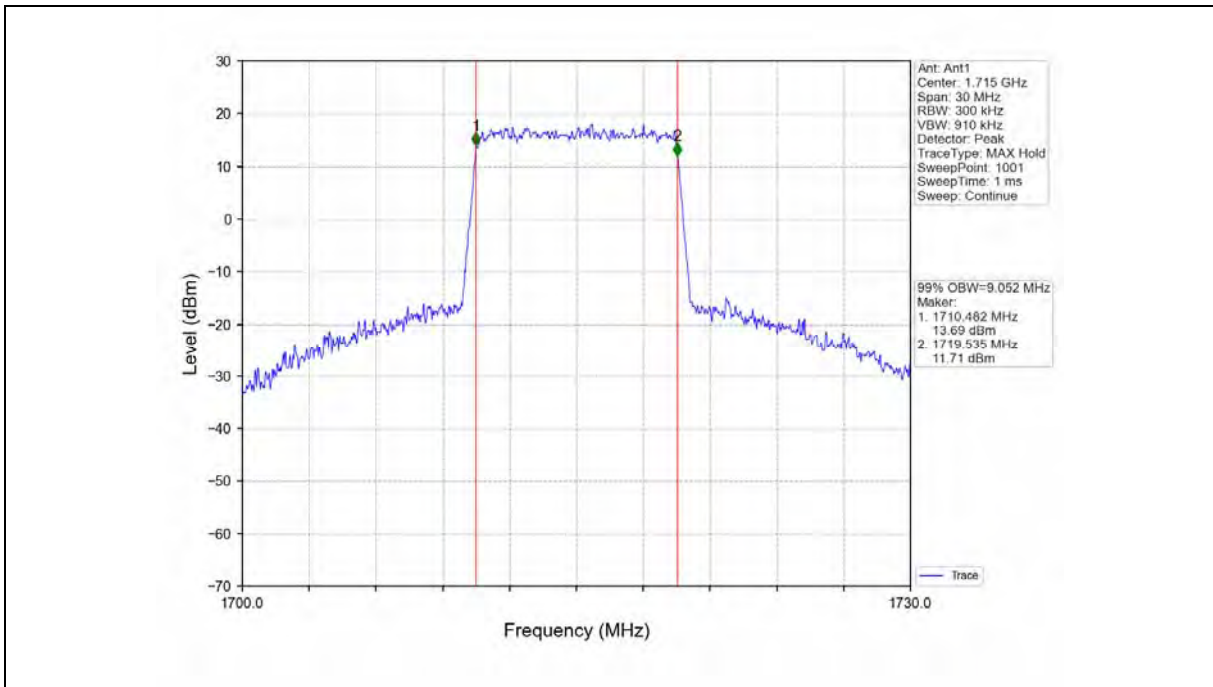


Band4_10MHz_16QAM_LCH_1715MHz_RB_50_0_NTNV

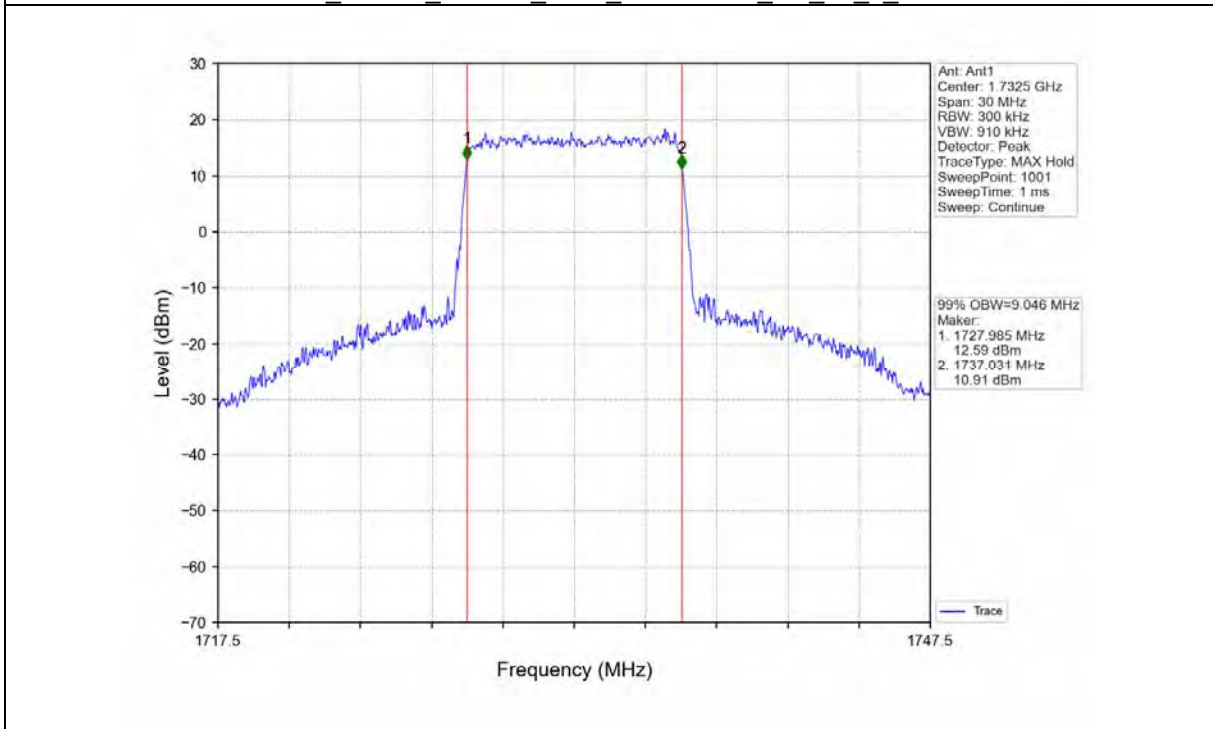


BUREAU VERITAS

Test Report No.: W7L-220503W001RF06



Band4_10MHz_16QAM_MCH_1732.5MHz_RB_50_0_NTNV

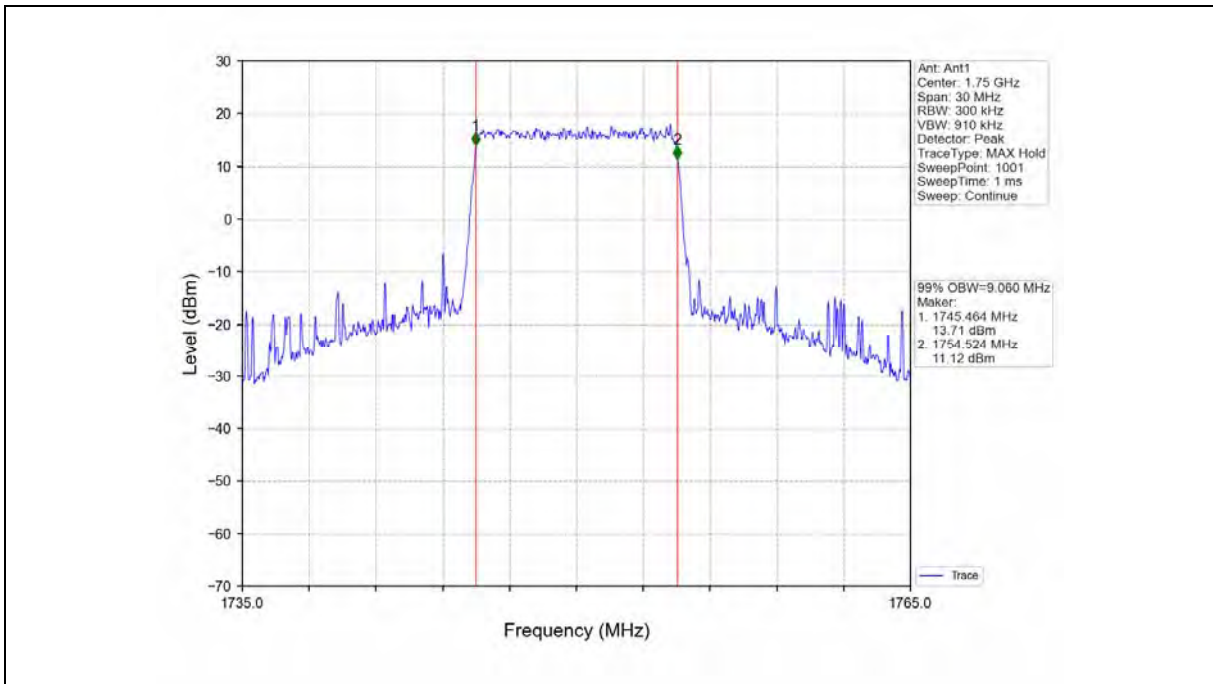


Band4_10MHz_16QAM_HCH_1750MHz_RB_50_0_NTNV

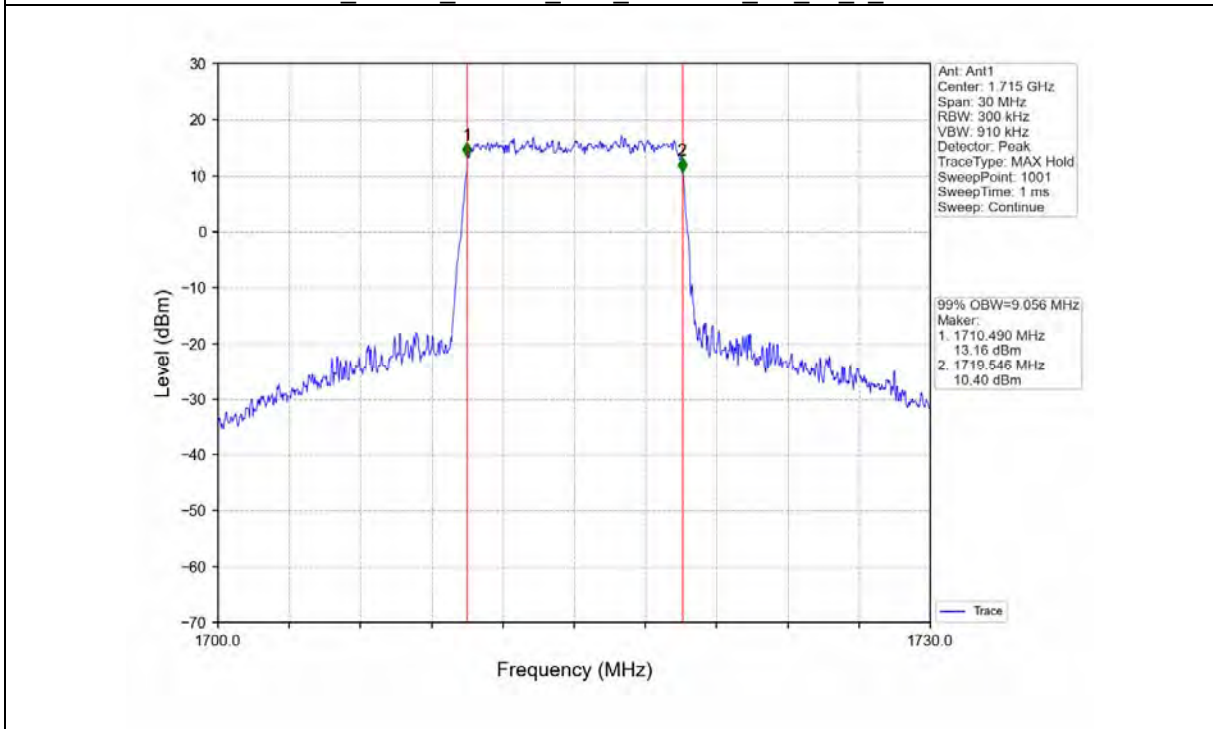


BUREAU
VERITAS

Test Report No.: W7L-220503W001RF06



Band4_10MHz_64QAM_LCH_1715MHz_RB_50_0_NTNV

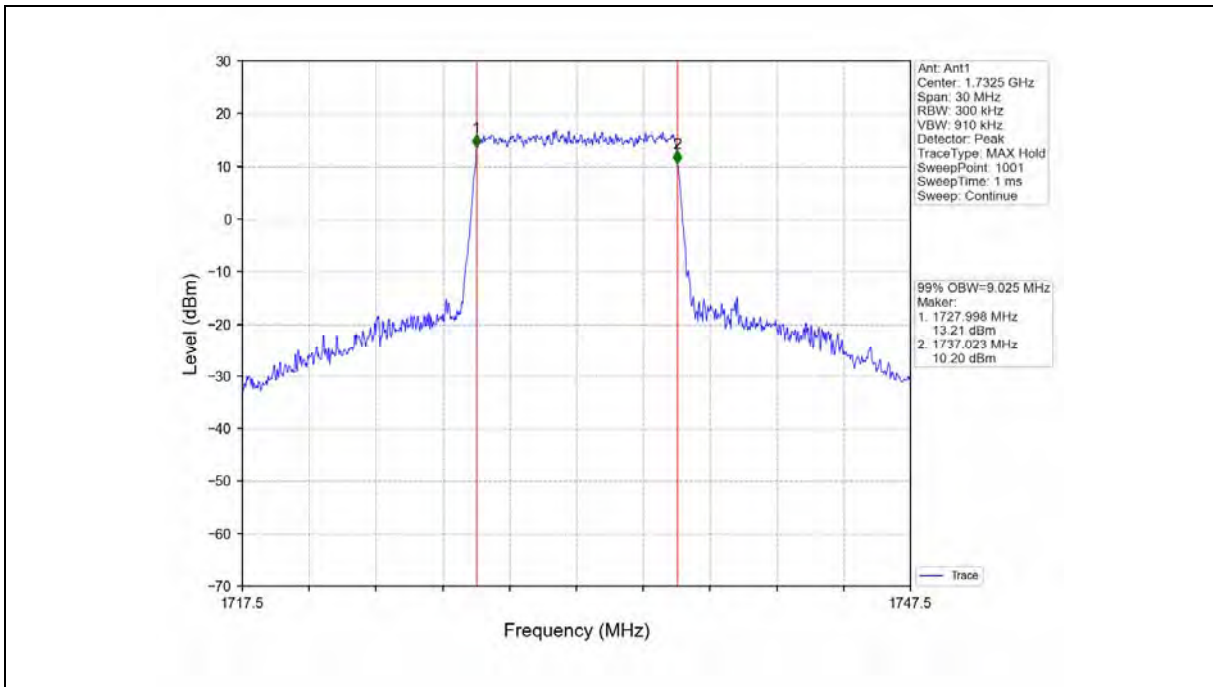


Band4_10MHz_64QAM_MCH_1732.5MHz_RB_50_0_NTNV

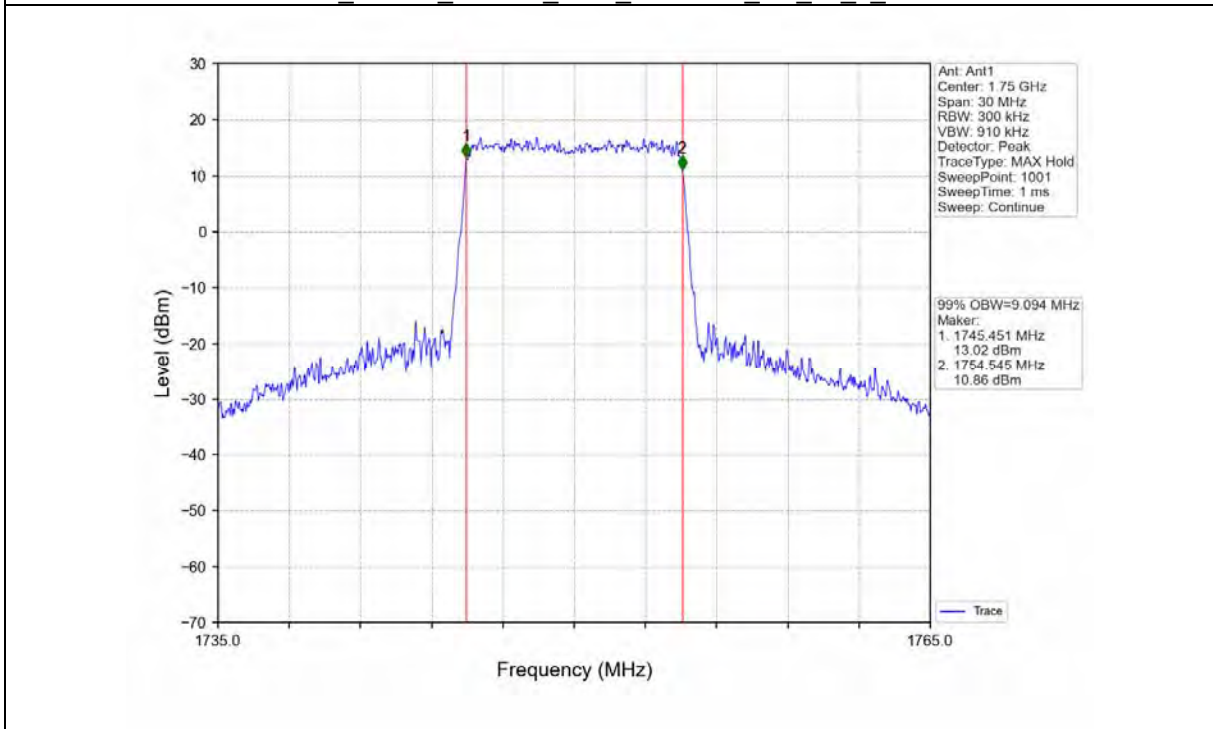


BUREAU VERITAS

Test Report No.: W7L-220503W001RF06



Band4_10MHz_64QAM_HCH_1750MHz_RB_50_0_NTNV

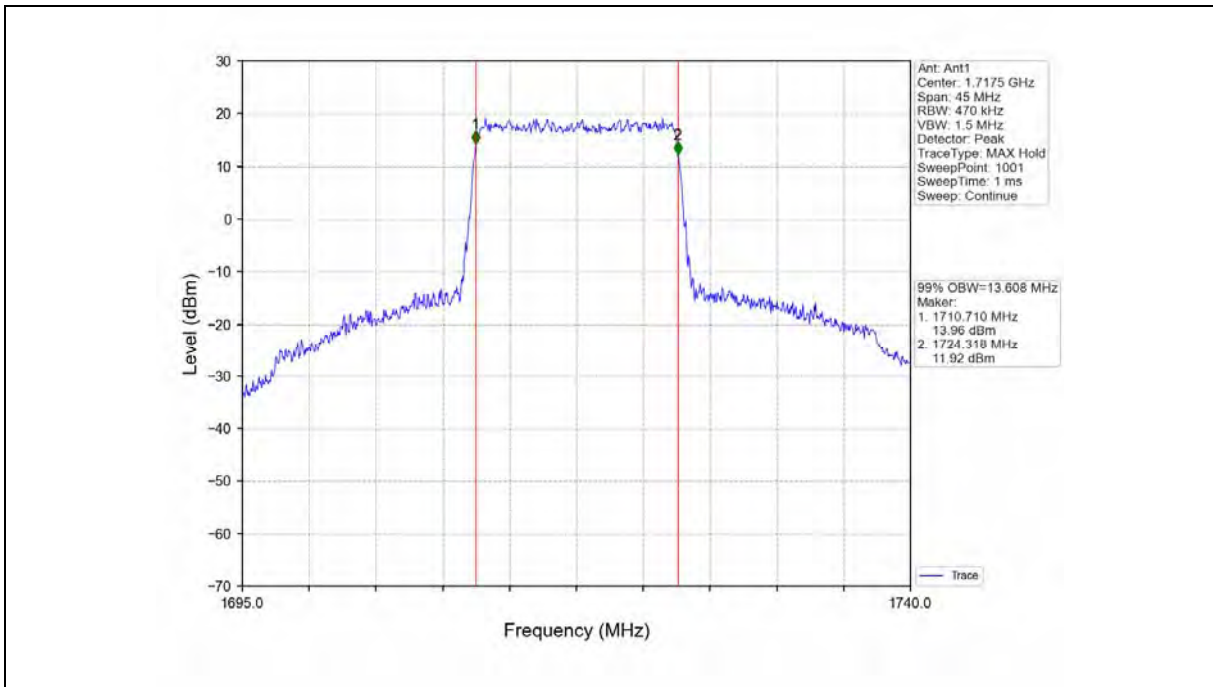


Band4_15MHz_QPSK_LCH_1717.5MHz_RB_75_0_NTNV

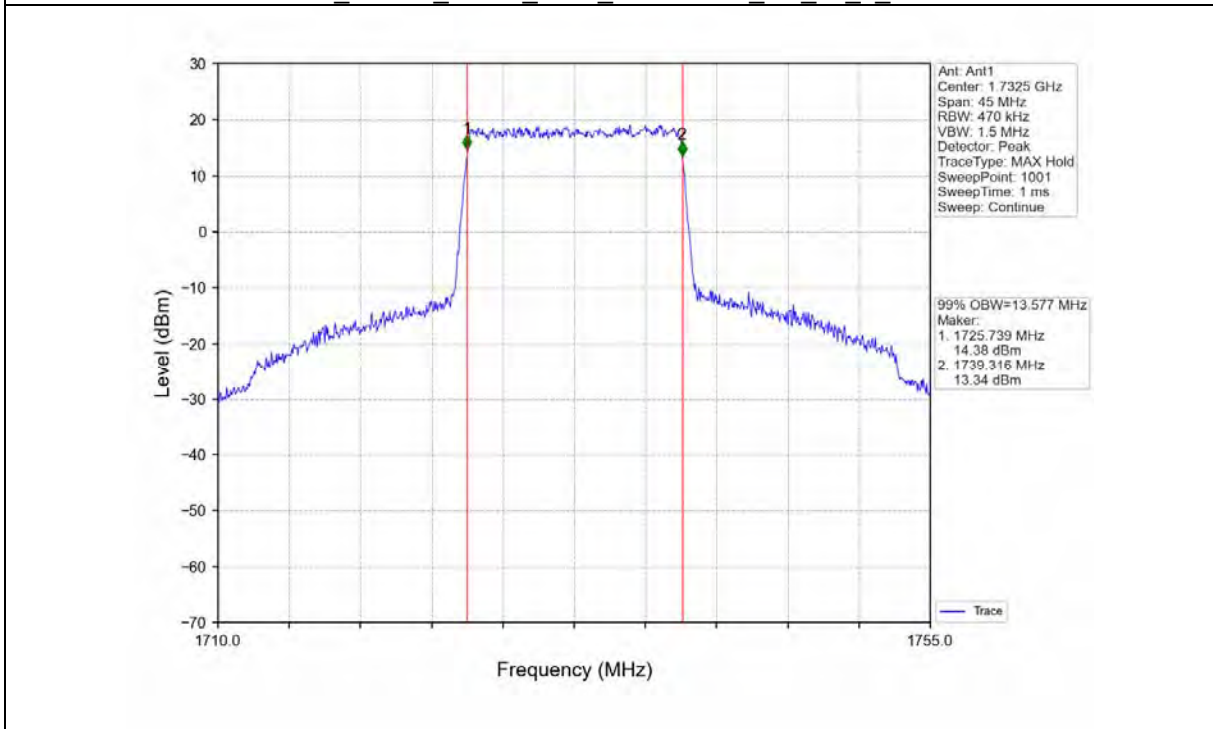


BUREAU
VERITAS

Test Report No.: W7L-220503W001RF06



Band4_15MHz_QPSK_MCH_1732.5MHz_RB_75_0_NTNV

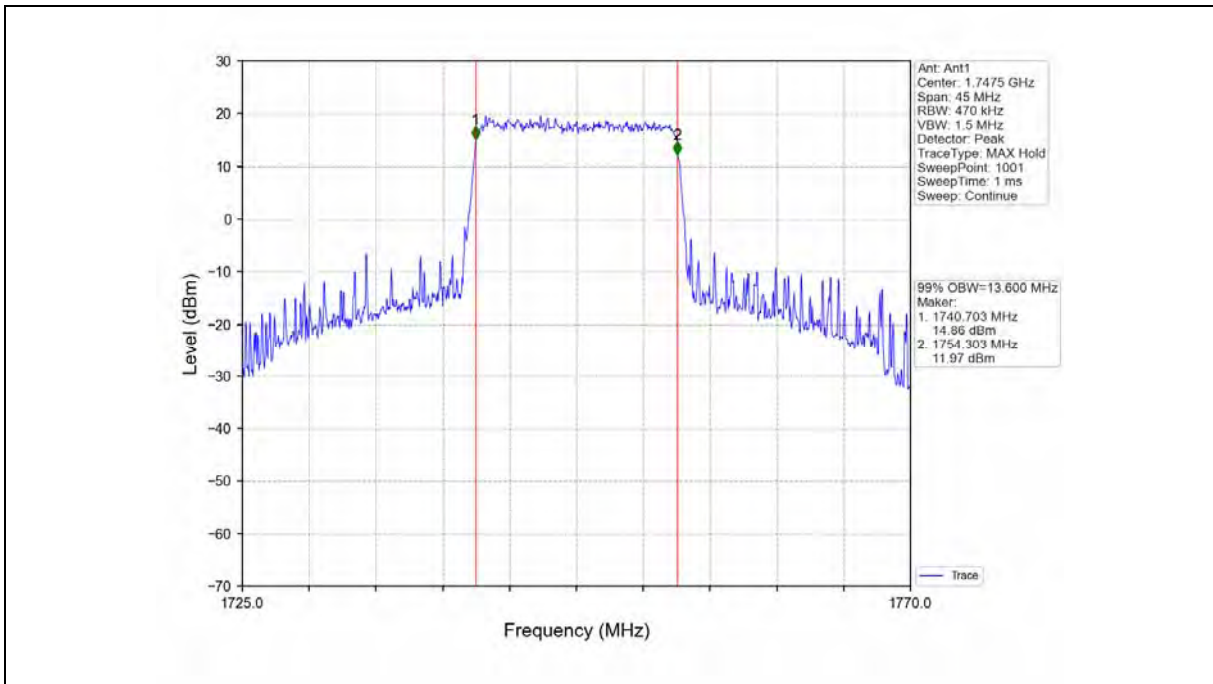


Band4_15MHz_QPSK_HCH_1747.5MHz_RB_75_0_NTNV

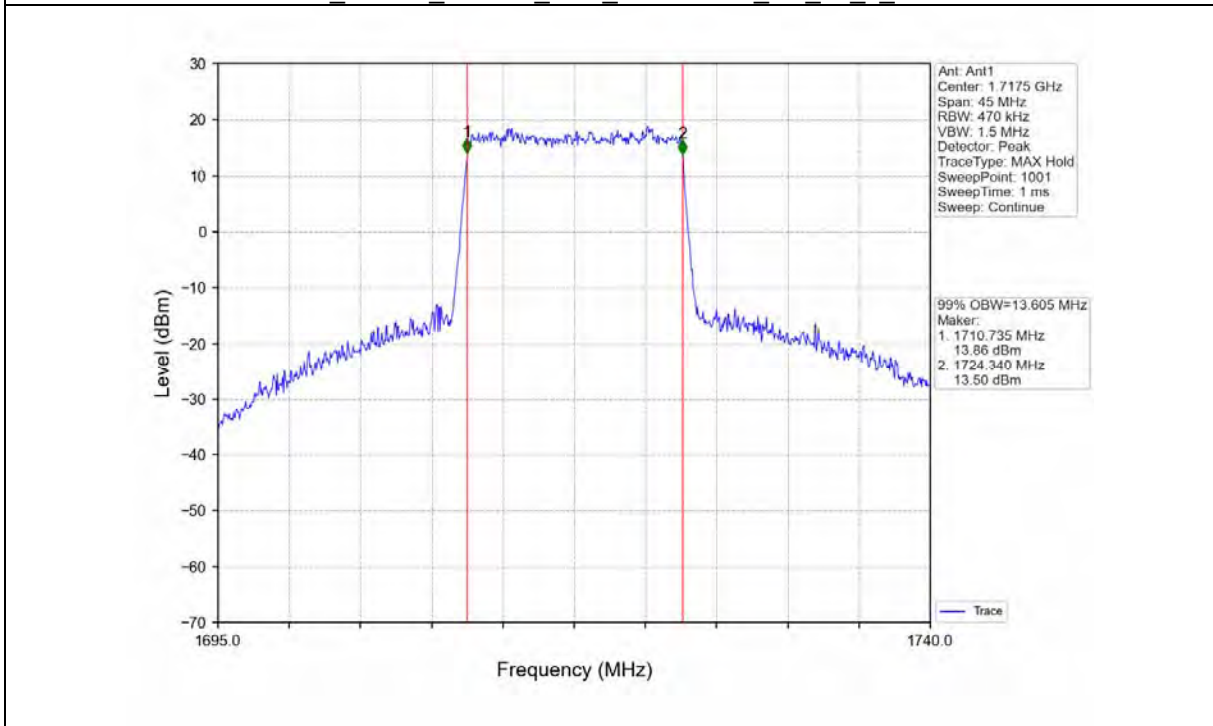


BUREAU VERITAS

Test Report No.: W7L-220503W001RF06



Band4_15MHz_16QAM_LCH_1717.5MHz_RB_75_0_NTNV

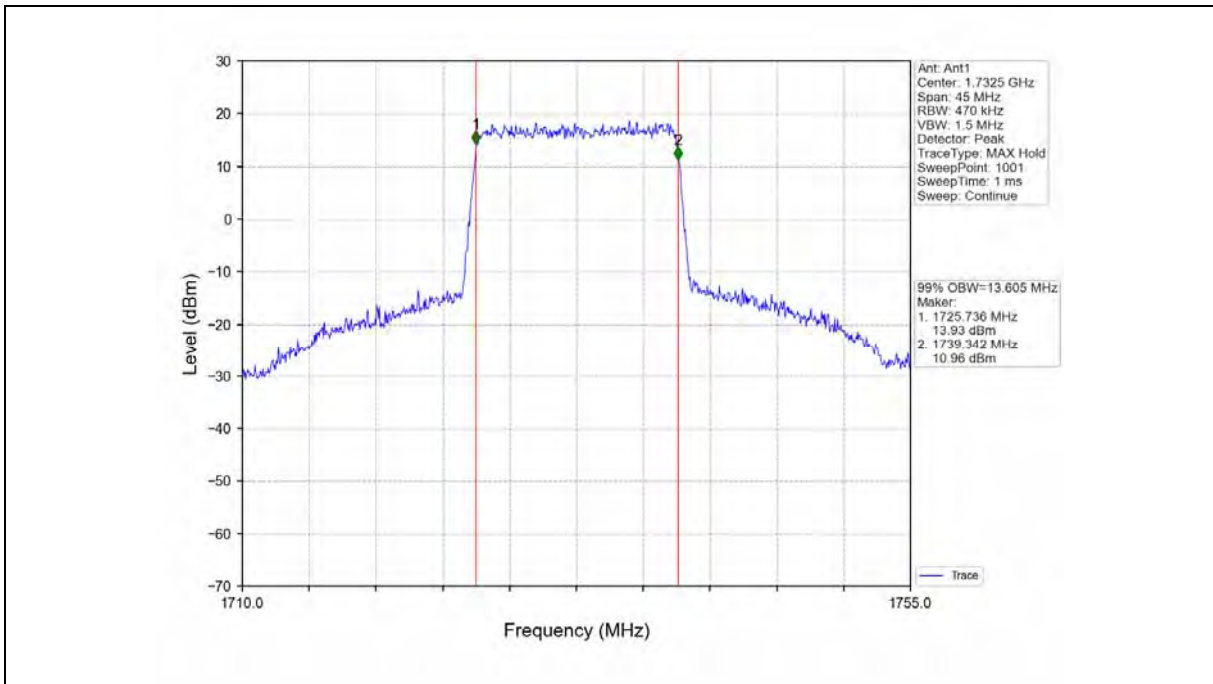


Band4_15MHz_16QAM_MCH_1732.5MHz_RB_75_0_NTNV

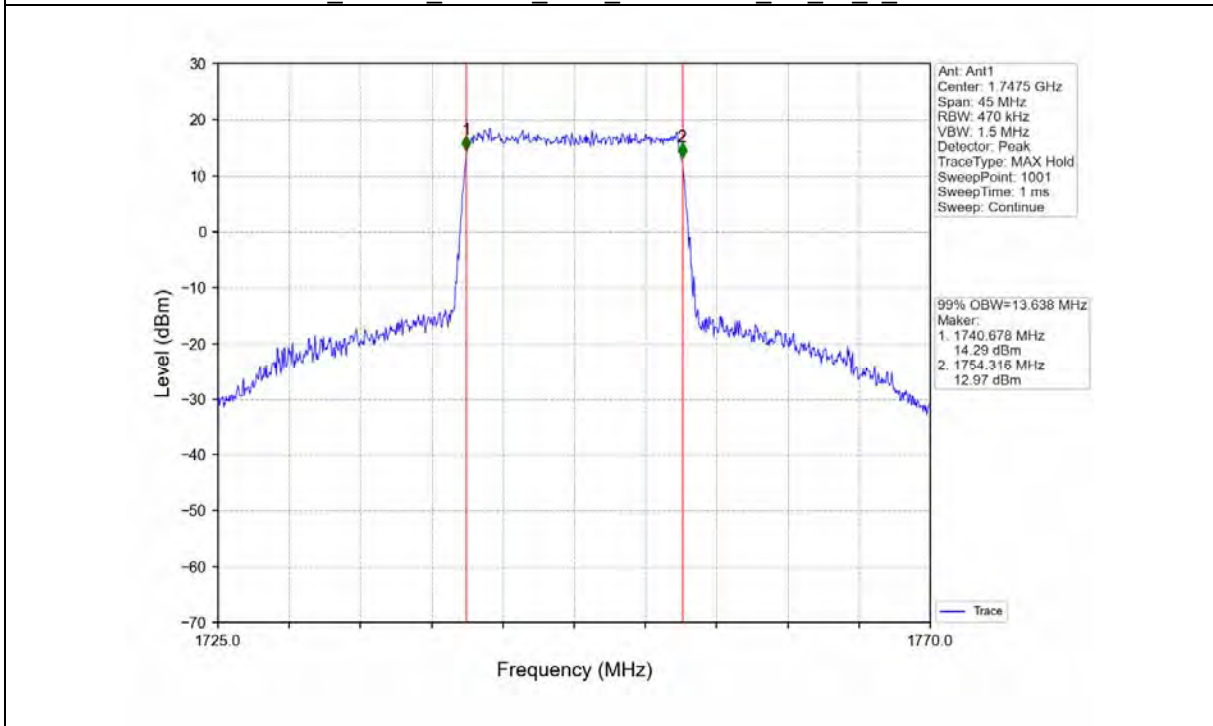


BUREAU VERITAS

Test Report No.: W7L-220503W001RF06



Band4_15MHz_16QAM_HCH_1747.5MHz_RB_75_0_NTNV

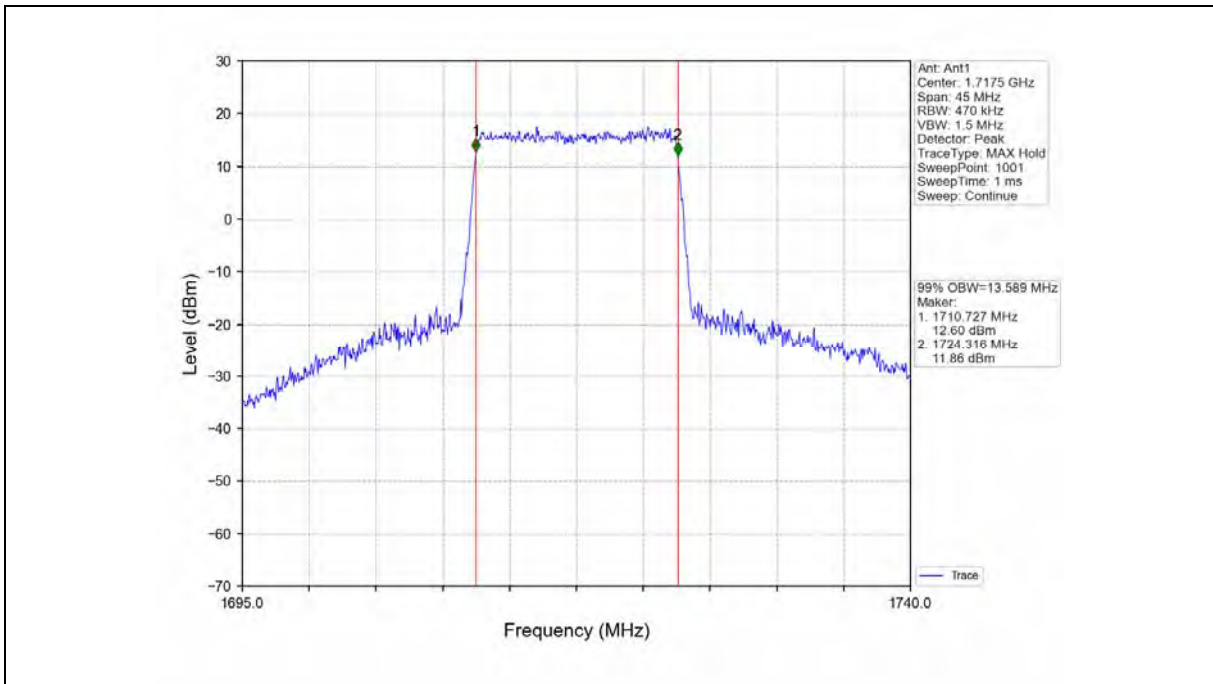


Band4_15MHz_64QAM_LCH_1717.5MHz_RB_75_0_NTNV

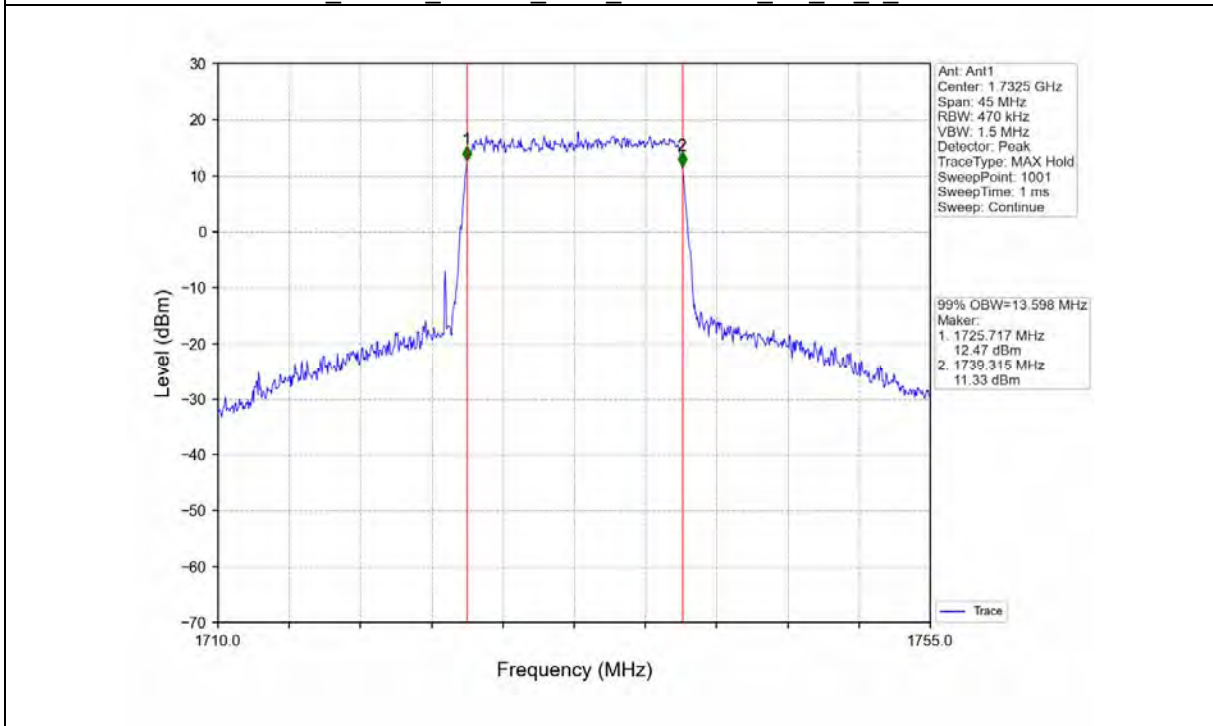


BUREAU
VERITAS

Test Report No.: W7L-220503W001RF06



Band4_15MHz_64QAM_MCH_1732.5MHz_RB_75_0_NTV

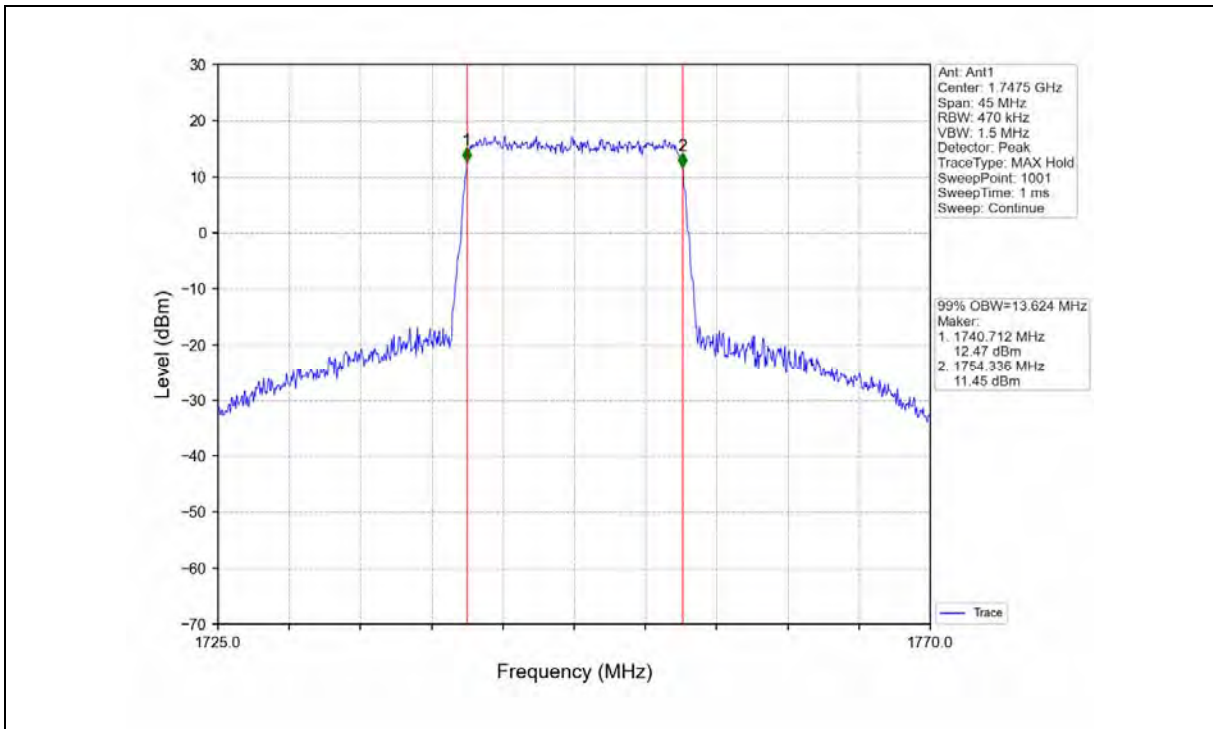


Band4_15MHz_64QAM_HCH_1747.5MHz_RB_75_0_NTV

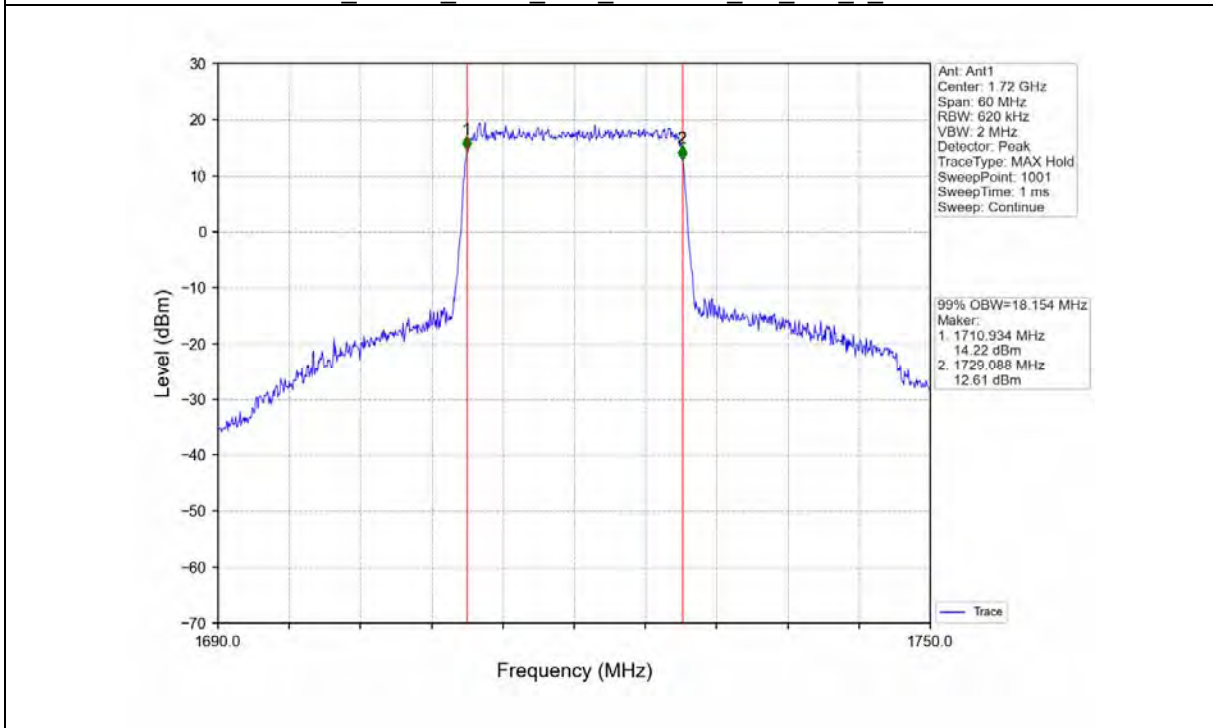


BUREAU
VERITAS

Test Report No.: W7L-220503W001RF06



Band4_20MHz_QPSK_LCH_1720MHz_RB_100_0_NTNV

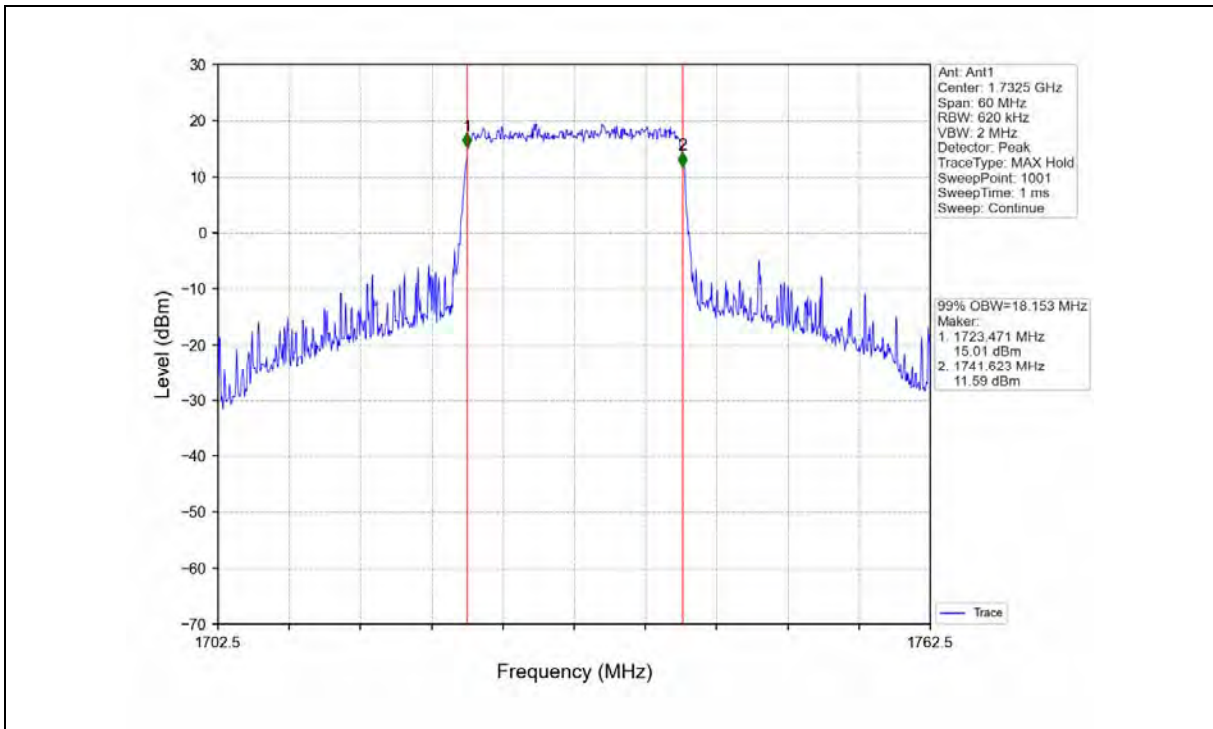


Band4_20MHz_QPSK_MCH_1732.5MHz_RB_100_0_NTNV

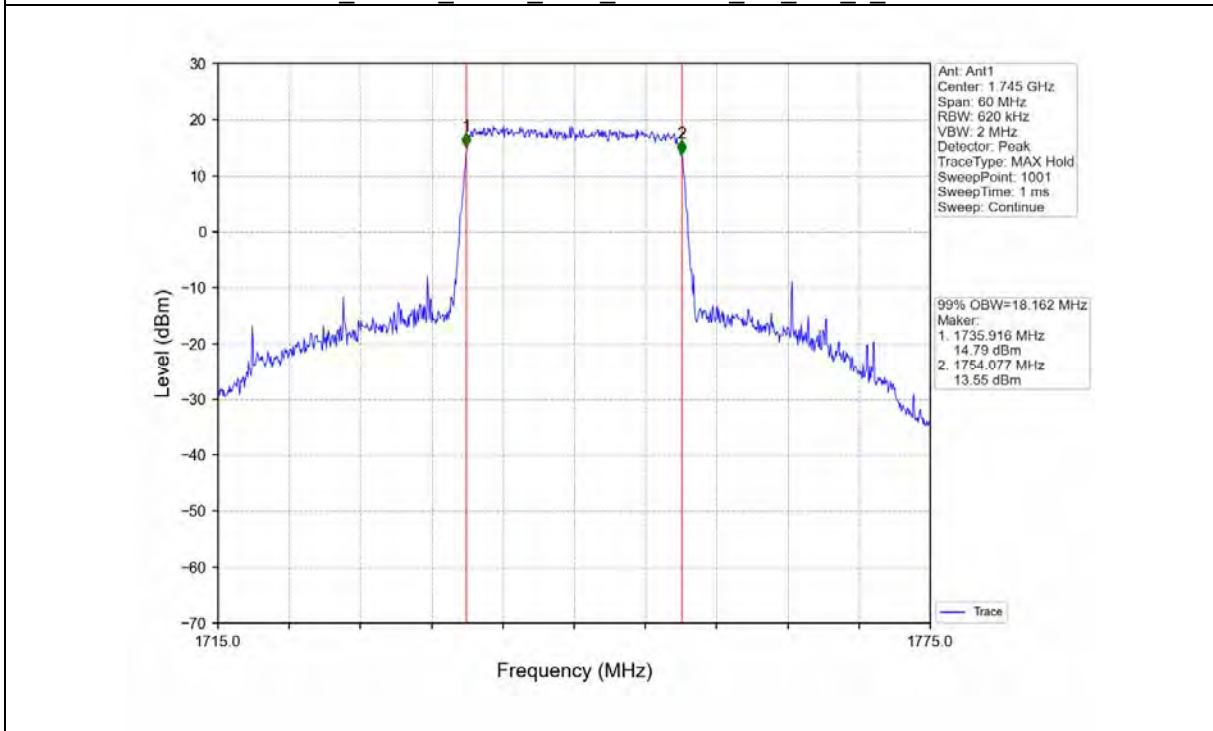


BUREAU
VERITAS

Test Report No.: W7L-220503W001RF06



Band4_20MHz_QPSK_HCH_1745MHz_RB_100_0_NTNV

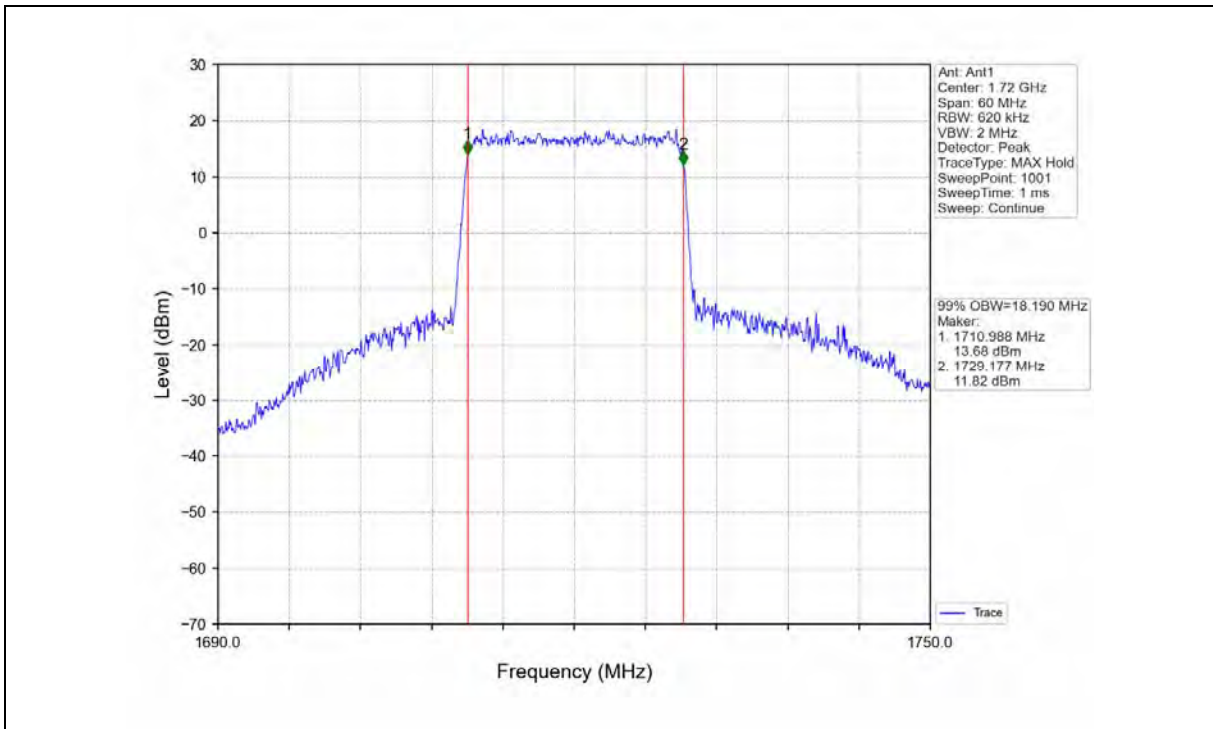


Band4_20MHz_16QAM_LCH_1720MHz_RB_100_0_NTNV

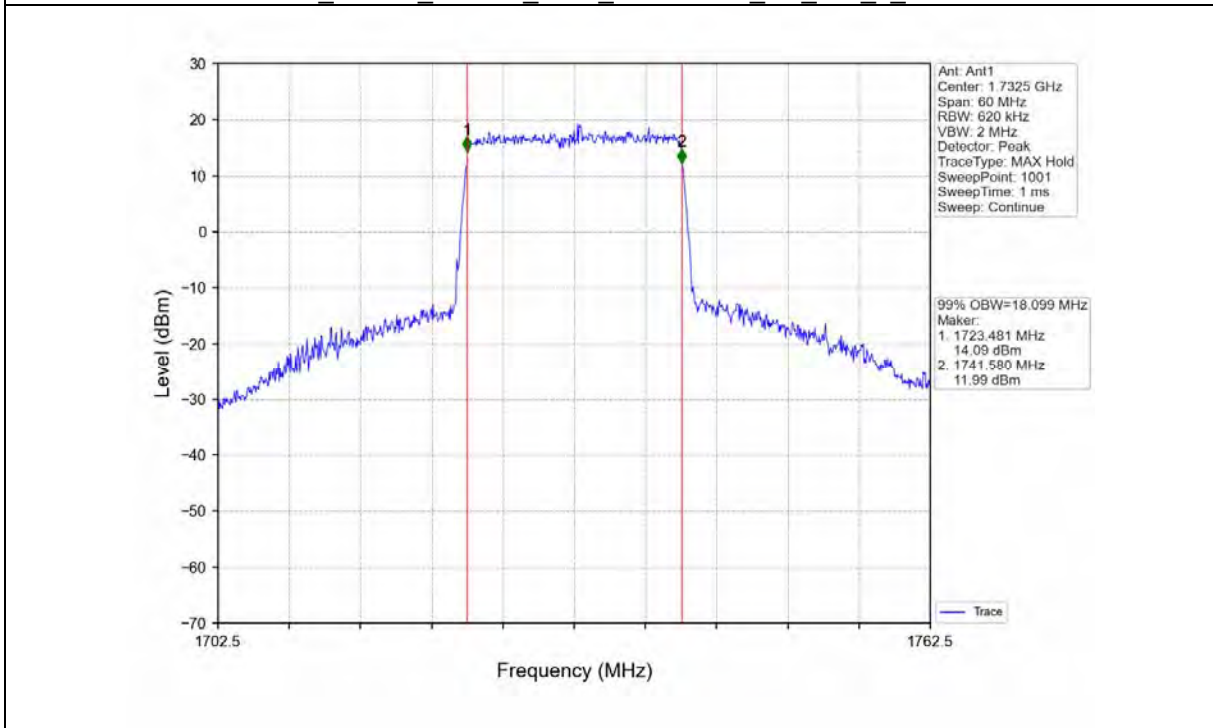


BUREAU
VERITAS

Test Report No.: W7L-220503W001RF06



Band4_20MHz_16QAM_MCH_1732.5MHz_RB_100_0_NTNV

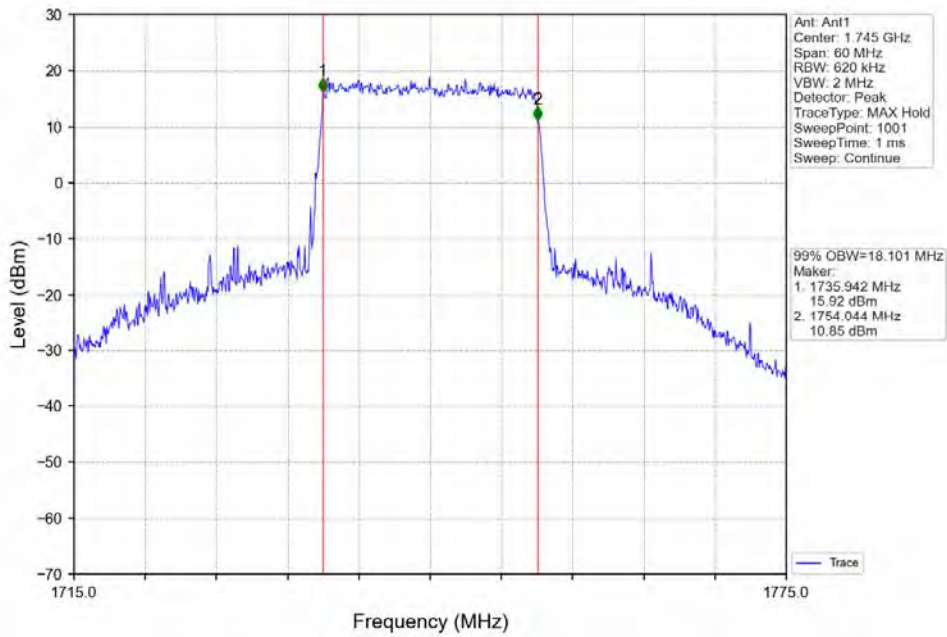


Band4_20MHz_16QAM_HCH_1745MHz_RB_100_0_NTNV

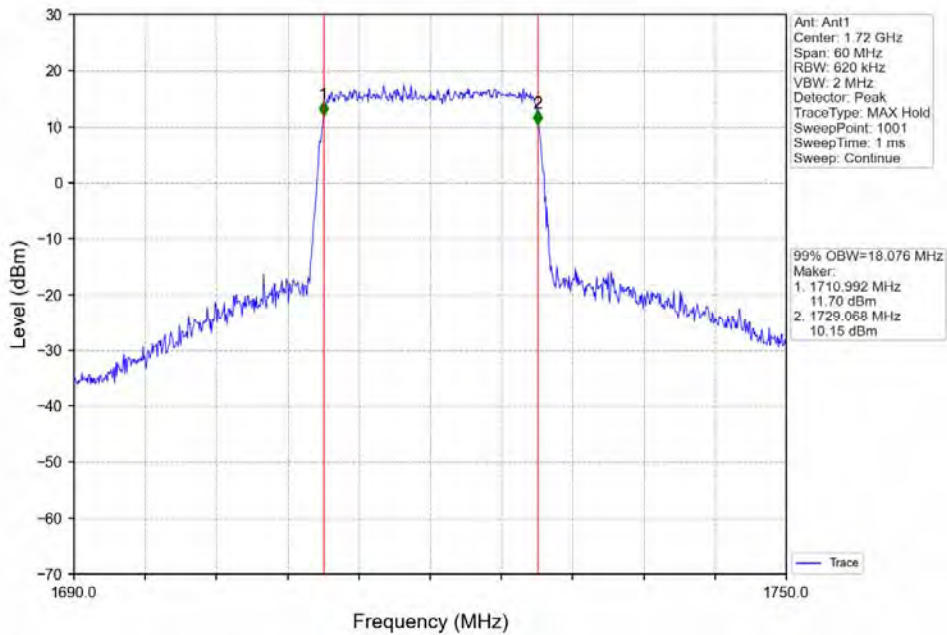


BUREAU
VERITAS

Test Report No.: W7L-220503W001RF06



Band4_20MHz_64QAM_LCH_1720MHz_RB_100_0_NTNV

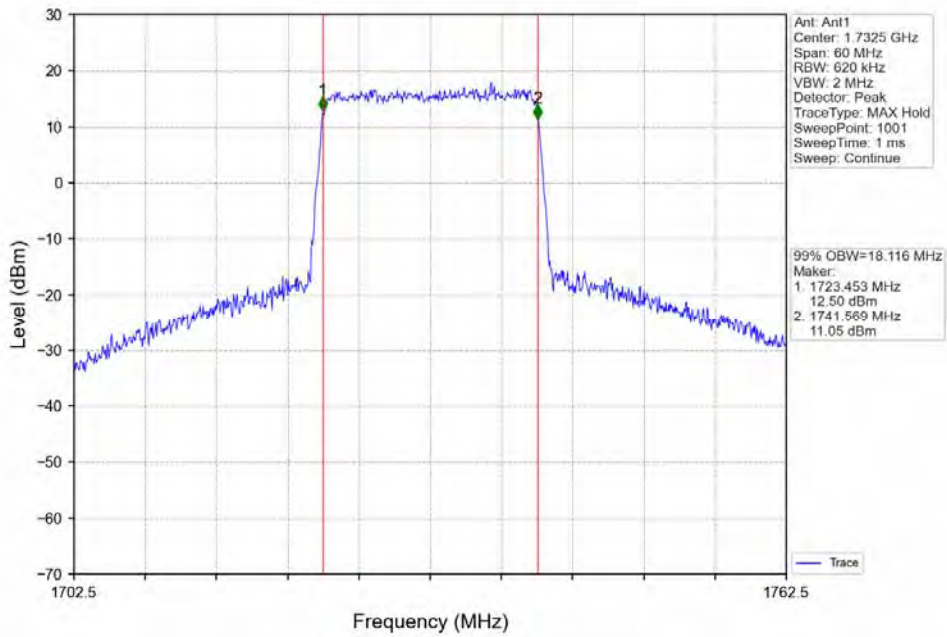


Band4_20MHz_64QAM_MCH_1732.5MHz_RB_100_0_NTNV

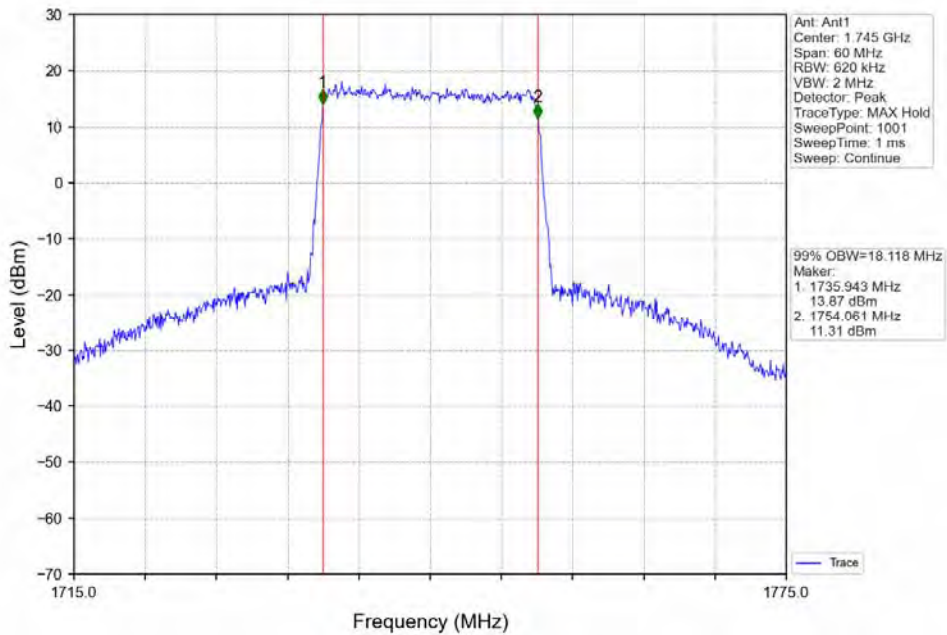


BUREAU
VERITAS

Test Report No.: W7L-220503W001RF06



Band4_20MHz_64QAM_HCH_1745MHz_RB_100_0_NTNV





**BUREAU
VERITAS**

Test Report No.: W7L-220503W001RF06

26DB_BW

Test Result

Band: 4 / NTV						
Bandwidth (MHz)	Modulation	Frequency (MHz)	RB Allocation		26dB Bandwidth (MHz)	Verdict
			Size	Offset	Result	
1.4	QPSK	1710.7	6	0	1.322	Pass
		1732.5	6	0	1.334	Pass
		1754.3	6	0	1.388	Pass
	16QAM	1710.7	6	0	1.407	Pass
		1732.5	6	0	1.330	Pass
		1754.3	6	0	1.321	Pass
	64QAM	1710.7	6	0	1.344	Pass
		1732.5	6	0	1.300	Pass
		1754.3	6	0	1.315	Pass
3	QPSK	1711.5	15	0	2.997	Pass
		1732.5	15	0	3.007	Pass
		1753.5	15	0	3.003	Pass
	16QAM	1711.5	15	0	2.983	Pass
		1732.5	15	0	2.985	Pass
		1753.5	15	0	3.008	Pass
	64QAM	1711.5	15	0	2.984	Pass
		1732.5	15	0	2.982	Pass
		1753.5	15	0	2.991	Pass
5	QPSK	1712.5	25	0	5.020	Pass
		1732.5	25	0	5.028	Pass
		1752.5	25	0	5.202	Pass
	16QAM	1712.5	25	0	5.004	Pass
		1732.5	25	0	5.043	Pass
		1752.5	25	0	5.041	Pass
	64QAM	1712.5	25	0	5.023	Pass
		1732.5	25	0	5.044	Pass
		1752.5	25	0	5.001	Pass
10	QPSK	1715	50	0	10.004	Pass
		1732.5	50	0	9.991	Pass
		1750	50	0	10.488	Pass
	16QAM	1715	50	0	9.926	Pass
		1732.5	50	0	9.922	Pass
		1750	50	0	11.027	Pass
	64QAM	1715	50	0	9.861	Pass
		1732.5	50	0	9.896	Pass
		1750	50	0	9.908	Pass
15	QPSK	1717.5	75	0	14.963	Pass
		1732.5	75	0	14.898	Pass
		1747.5	75	0	16.890	Pass
	16QAM	1717.5	75	0	14.915	Pass
		1732.5	75	0	14.945	Pass
		1747.5	75	0	14.862	Pass
	64QAM	1717.5	75	0	14.958	Pass
		1732.5	75	0	15.622	Pass
		1747.5	75	0	14.990	Pass
20	QPSK	1720	100	0	19.670	Pass
		1732.5	100	0	28.780	Pass

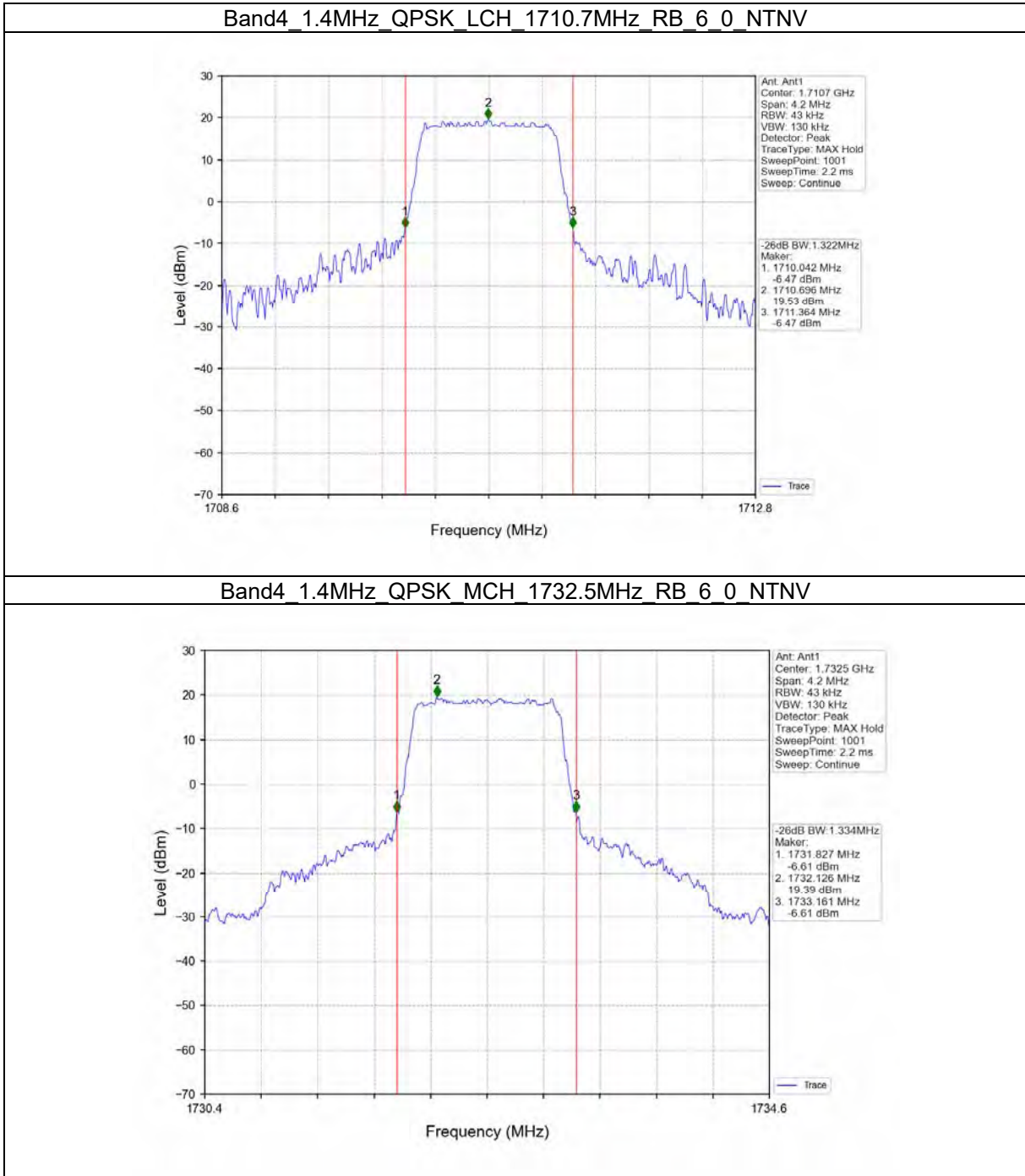


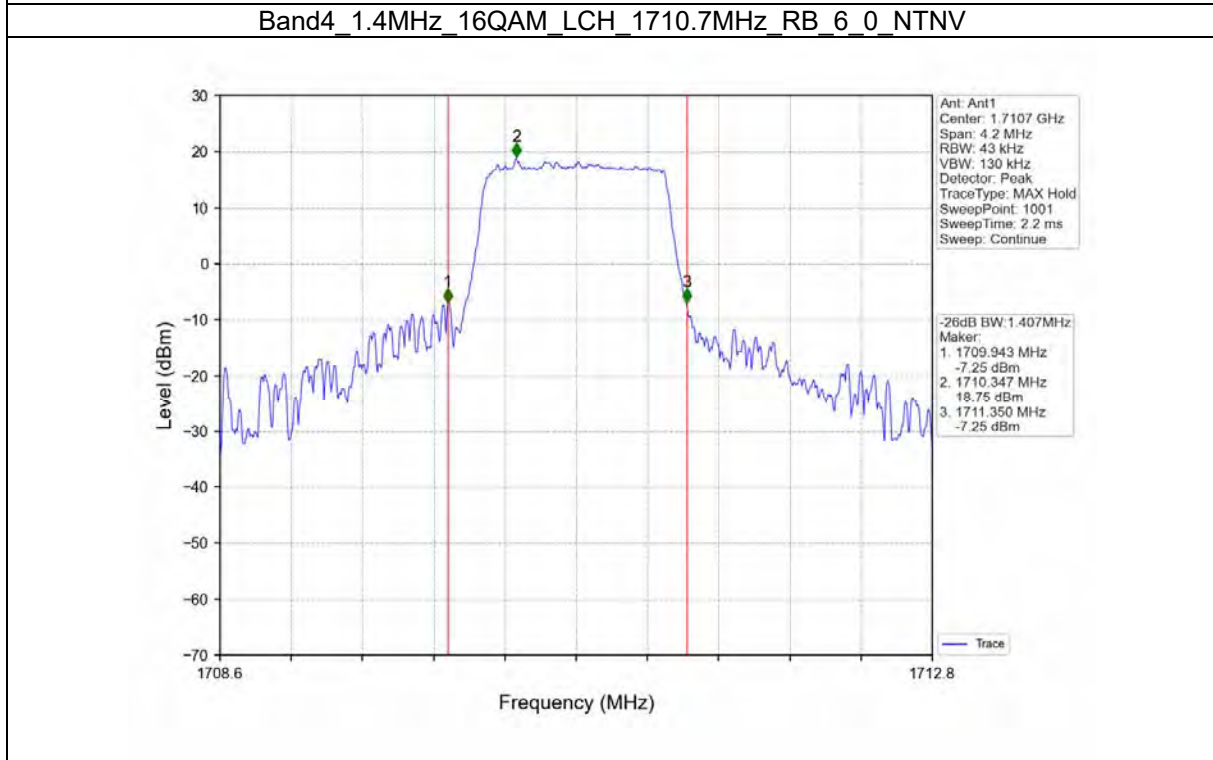
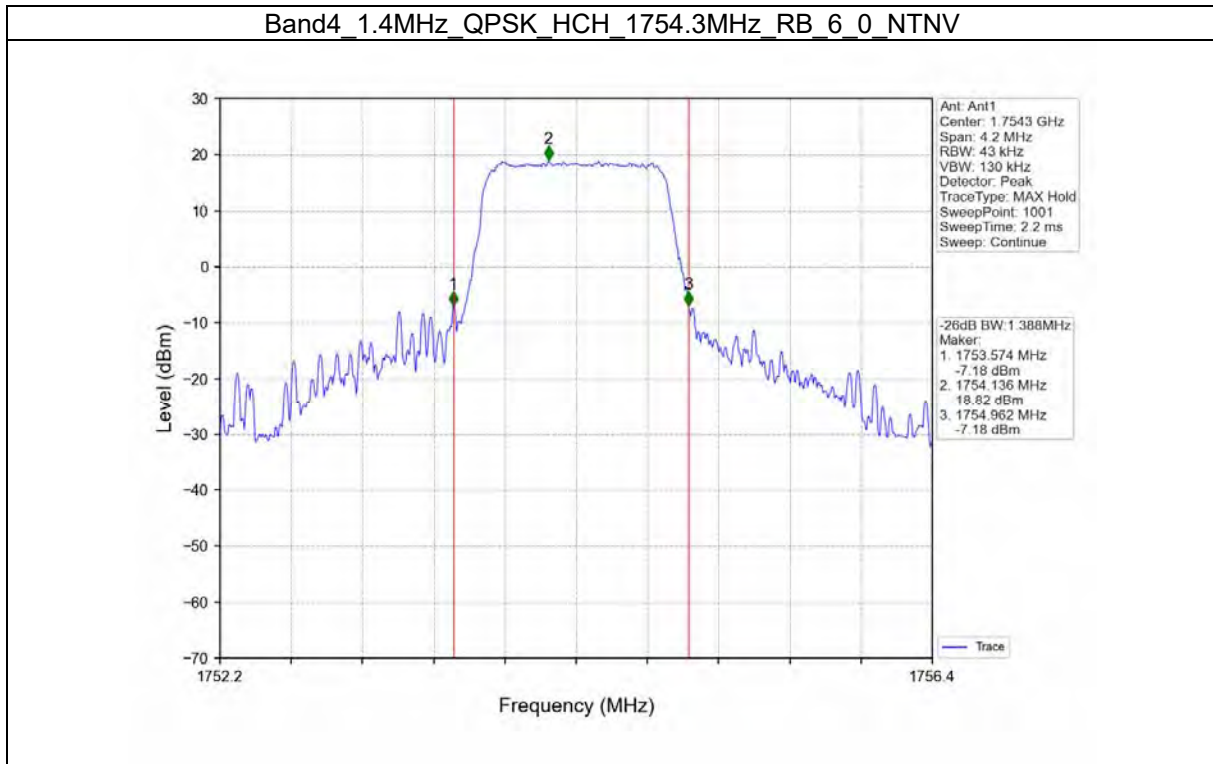
BUREAU
VERITAS

Test Report No.: W7L-220503W001RF06

		1745	100	0	19.828	Pass
	16QAM	1720	100	0	19.656	Pass
		1732.5	100	0	19.763	Pass
		1745	100	0	19.964	Pass
	64QAM	1720	100	0	19.839	Pass
		1732.5	100	0	19.631	Pass
		1745	100	0	19.773	Pass

Test Graph



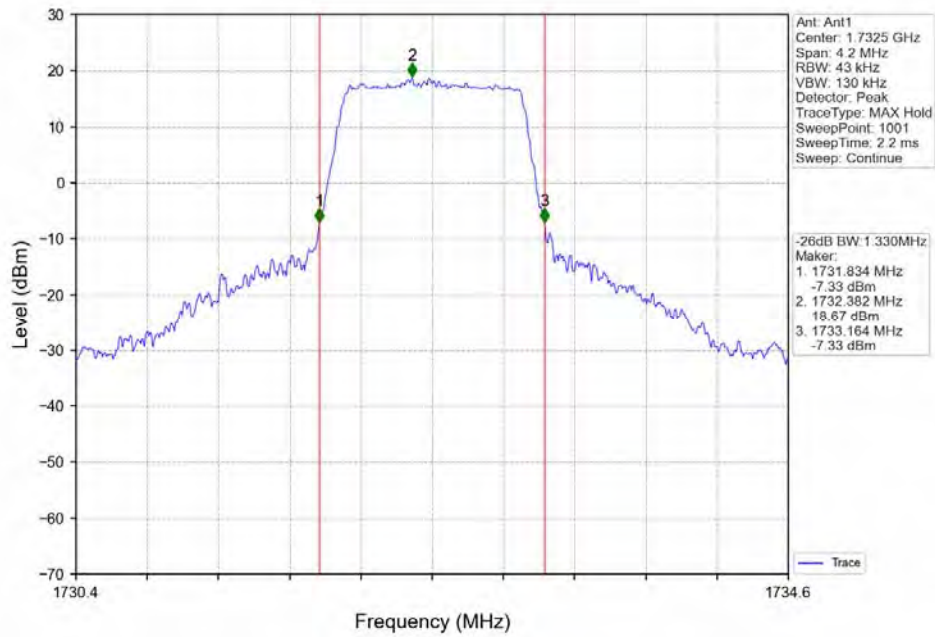


Band4_1.4MHz_16QAM_MCH_1732.5MHz_RB_6_0_NTNV

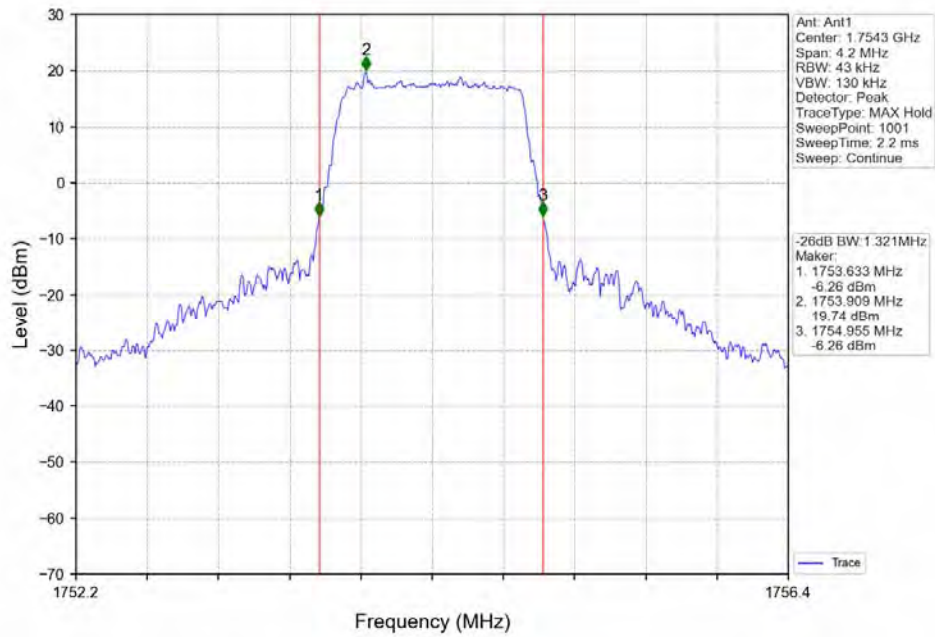


BUREAU VERITAS

Test Report No.: W7L-220503W001RF06



Band4_1.4MHz_16QAM_HCH_1754.3MHz_RB_6_0_NTNV

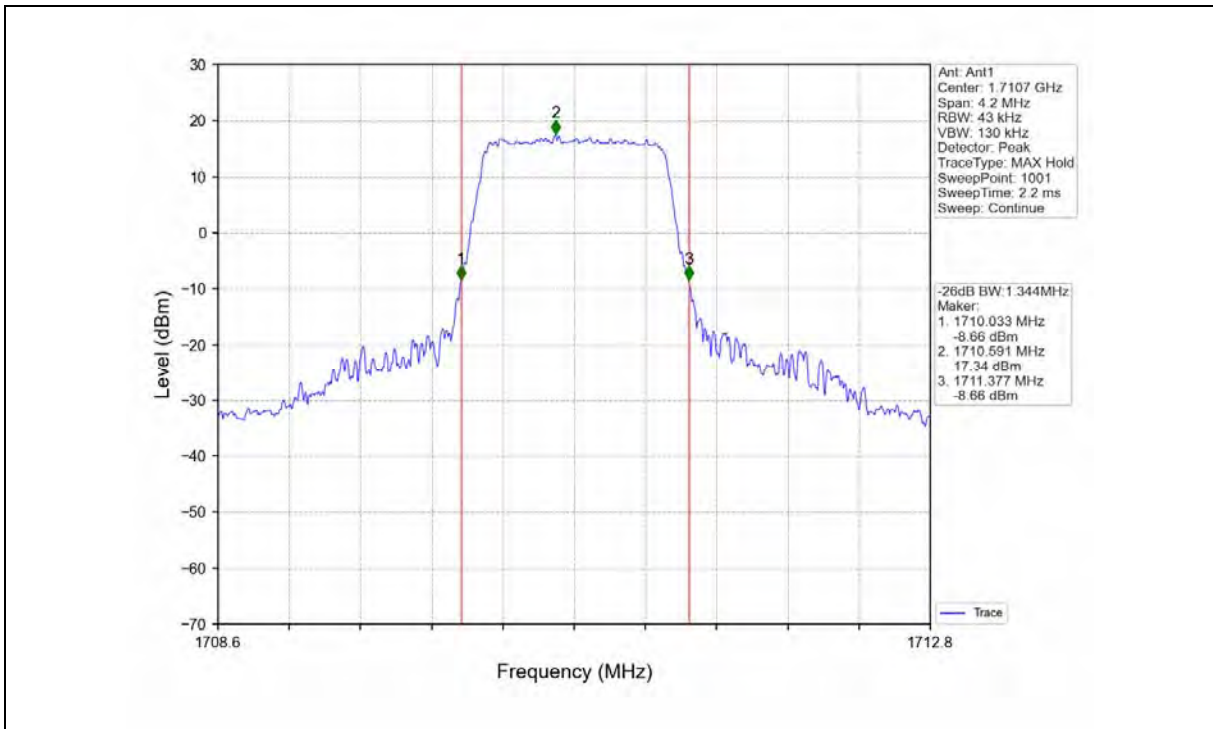


Band4_1.4MHz_64QAM_LCH_1710.7MHz_RB_6_0_NTNV

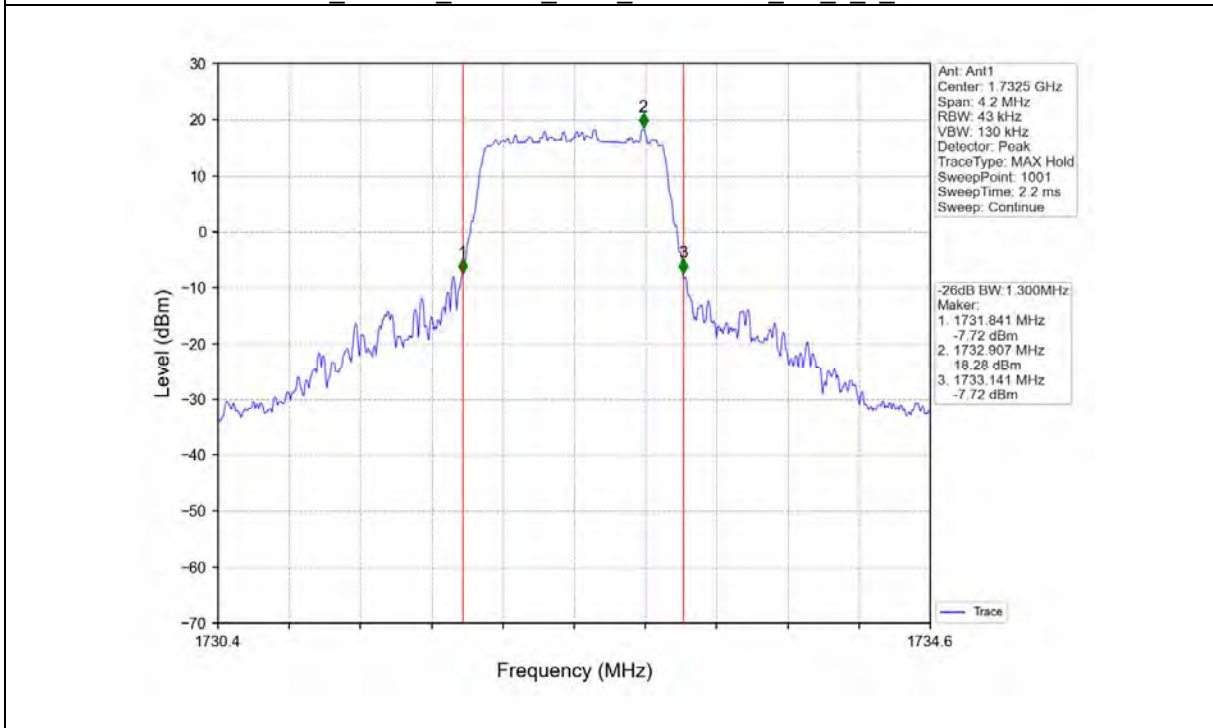


BUREAU VERITAS

Test Report No.: W7L-220503W001RF06



Band4_1.4MHz_64QAM_MCH_1732.5MHz_RB_6_0_NTNV

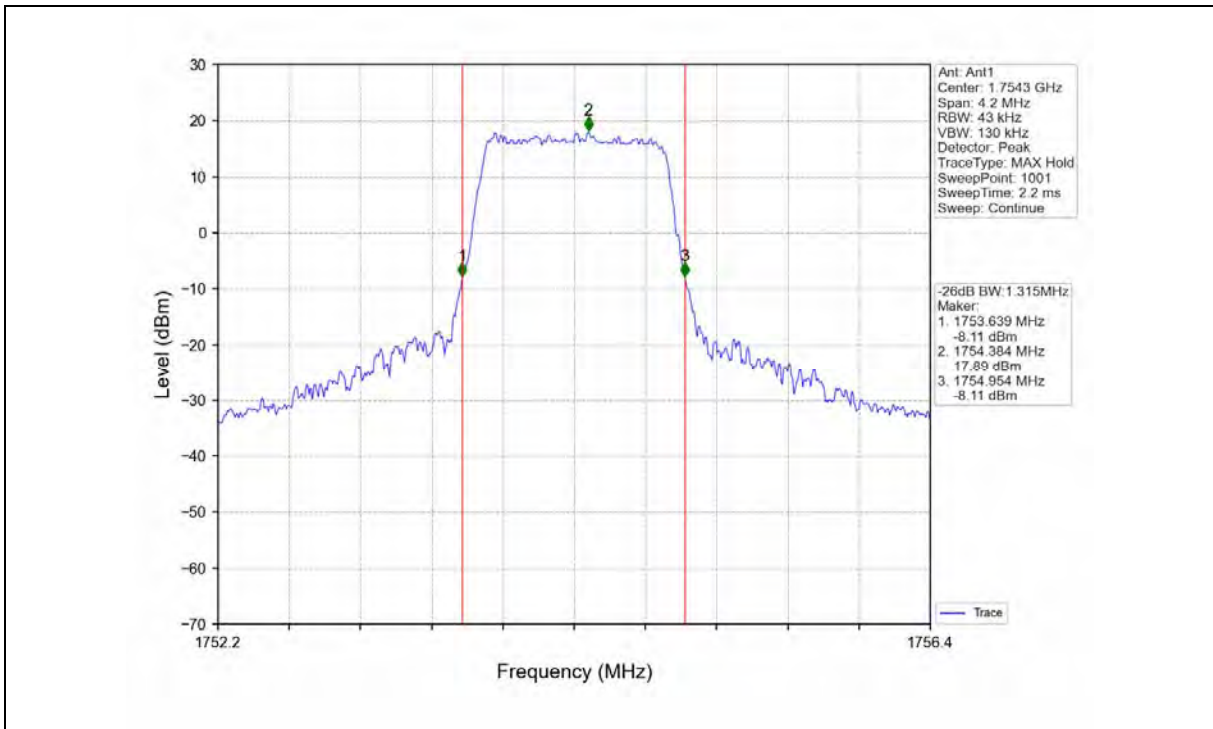


Band4_1.4MHz_64QAM_HCH_1754.3MHz_RB_6_0_NTNV

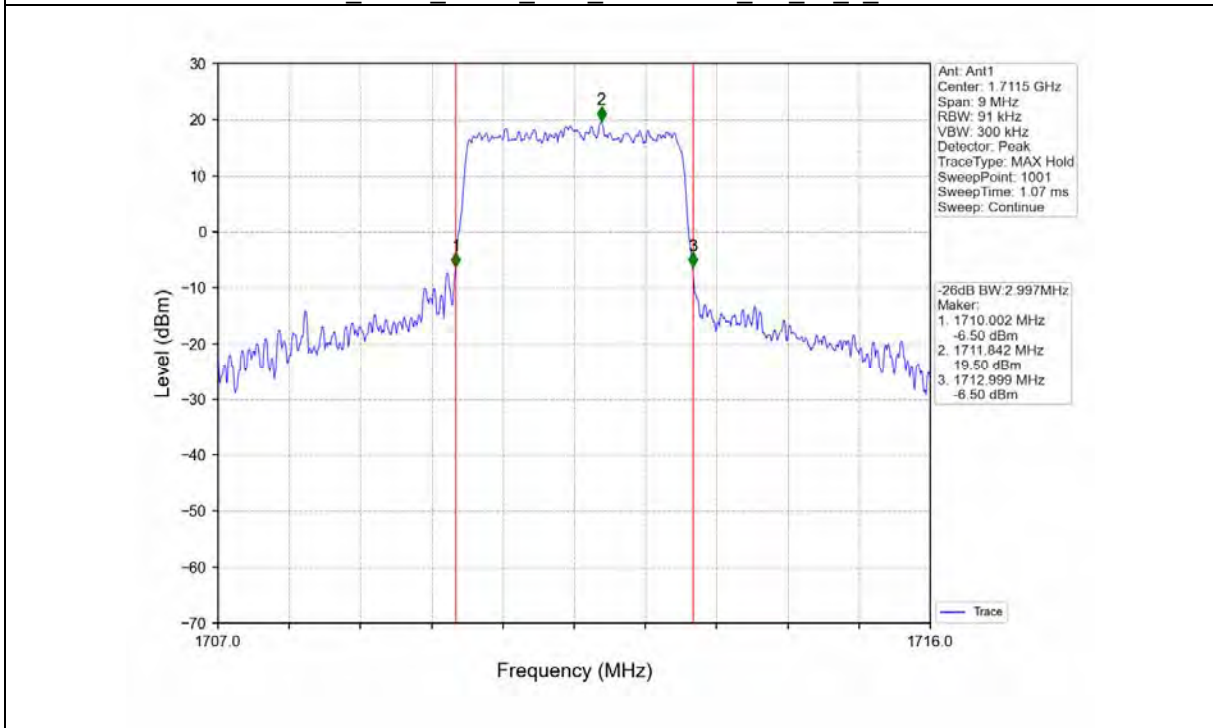


BUREAU VERITAS

Test Report No.: W7L-220503W001RF06



Band4_3MHz_QPSK_LCH_1711.5MHz_RB_15_0_NTNV

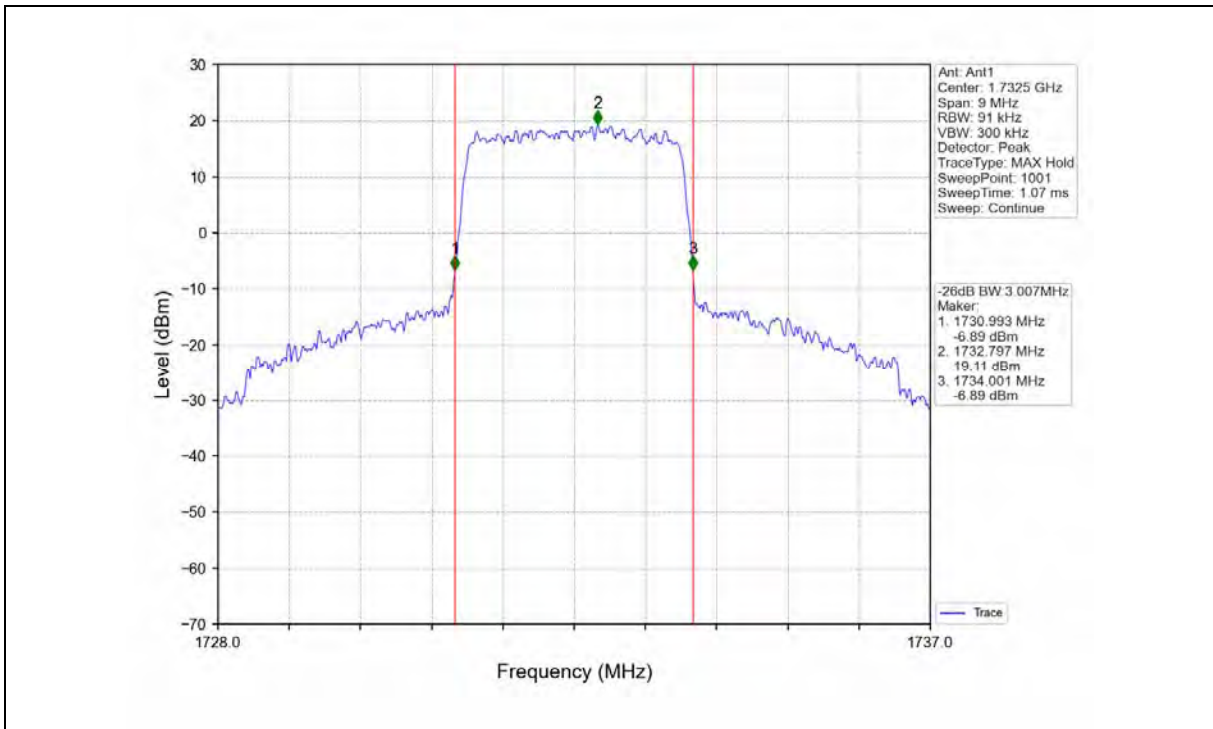


Band4_3MHz_QPSK_MCH_1732.5MHz_RB_15_0_NTNV

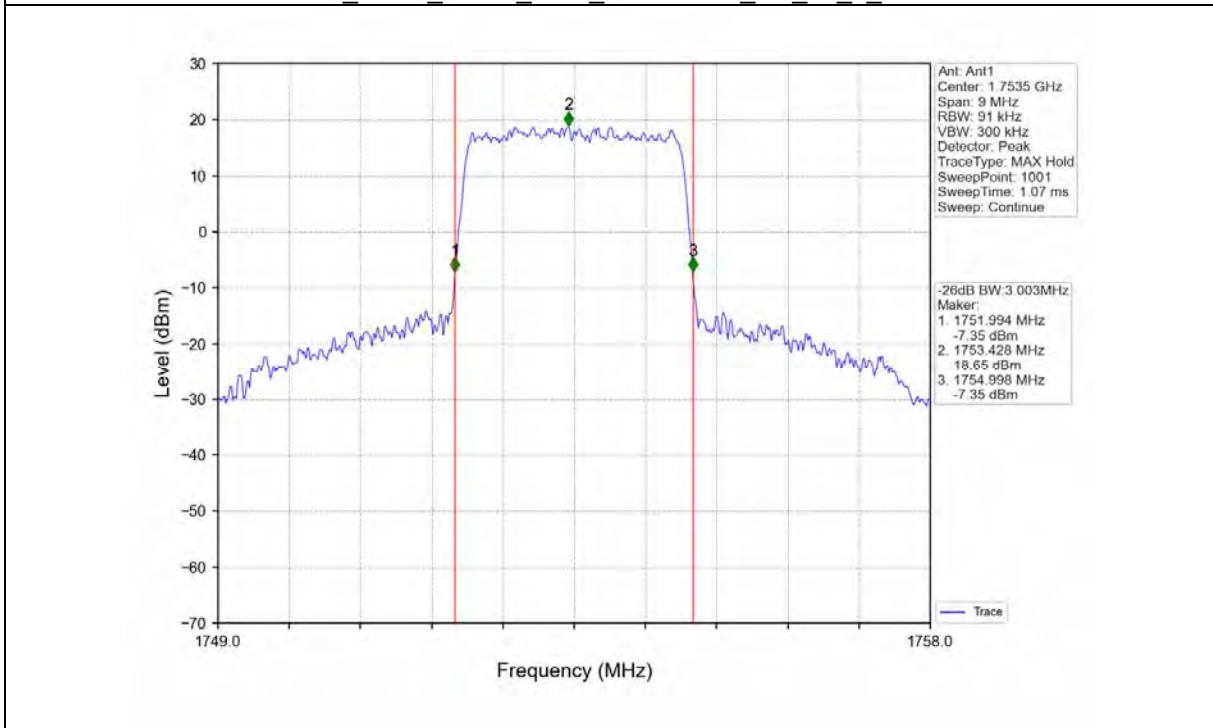


BUREAU VERITAS

Test Report No.: W7L-220503W001RF06



Band4_3MHz_QPSK_HCH_1753.5MHz_RB_15_0_NTNV

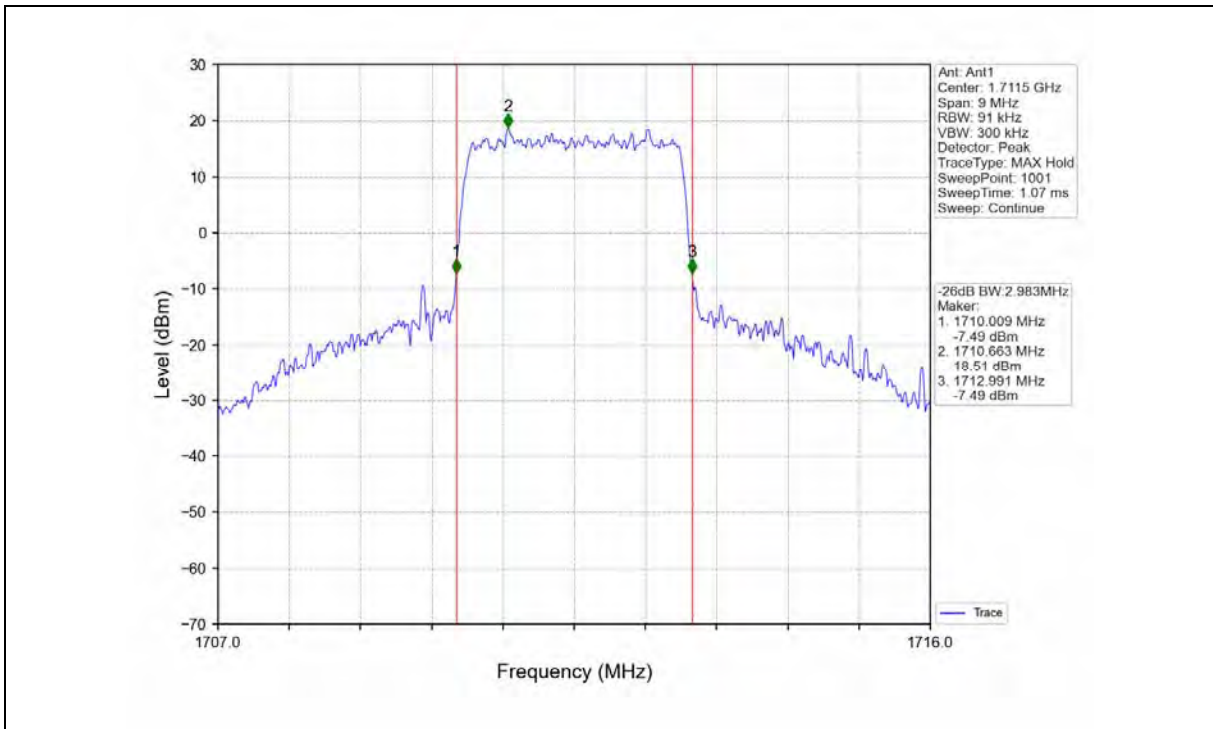


Band4_3MHz_16QAM_LCH_1711.5MHz_RB_15_0_NTNV

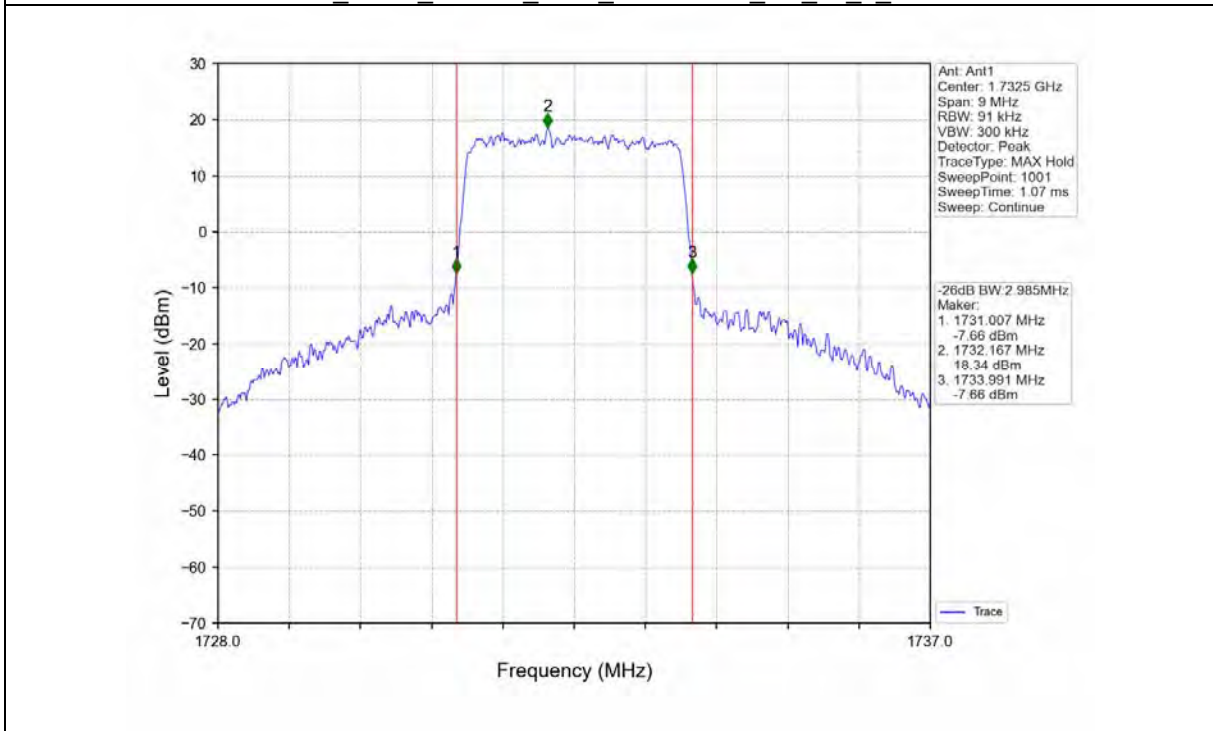


BUREAU VERITAS

Test Report No.: W7L-220503W001RF06



Band4_3MHz_16QAM_MCH_1732.5MHz_RB_15_0 NTNv

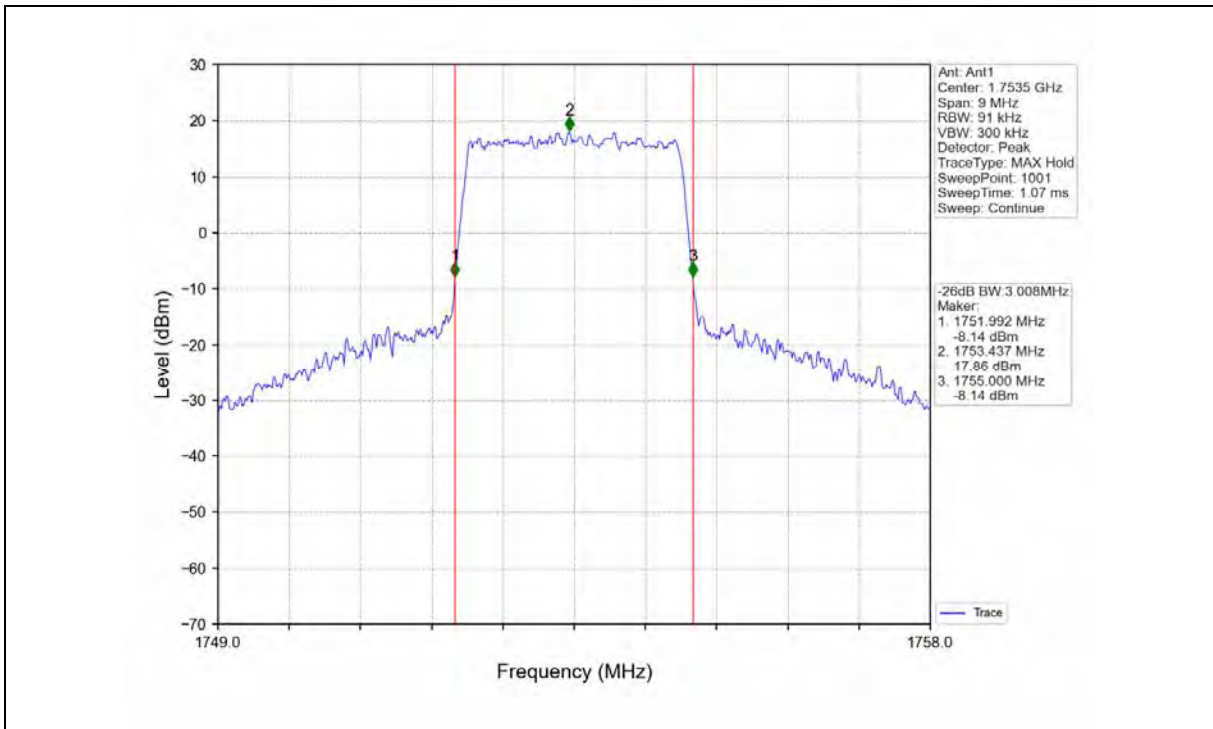


Band4_3MHz_16QAM_HCH_1753.5MHz_RB_15_0 NTNv

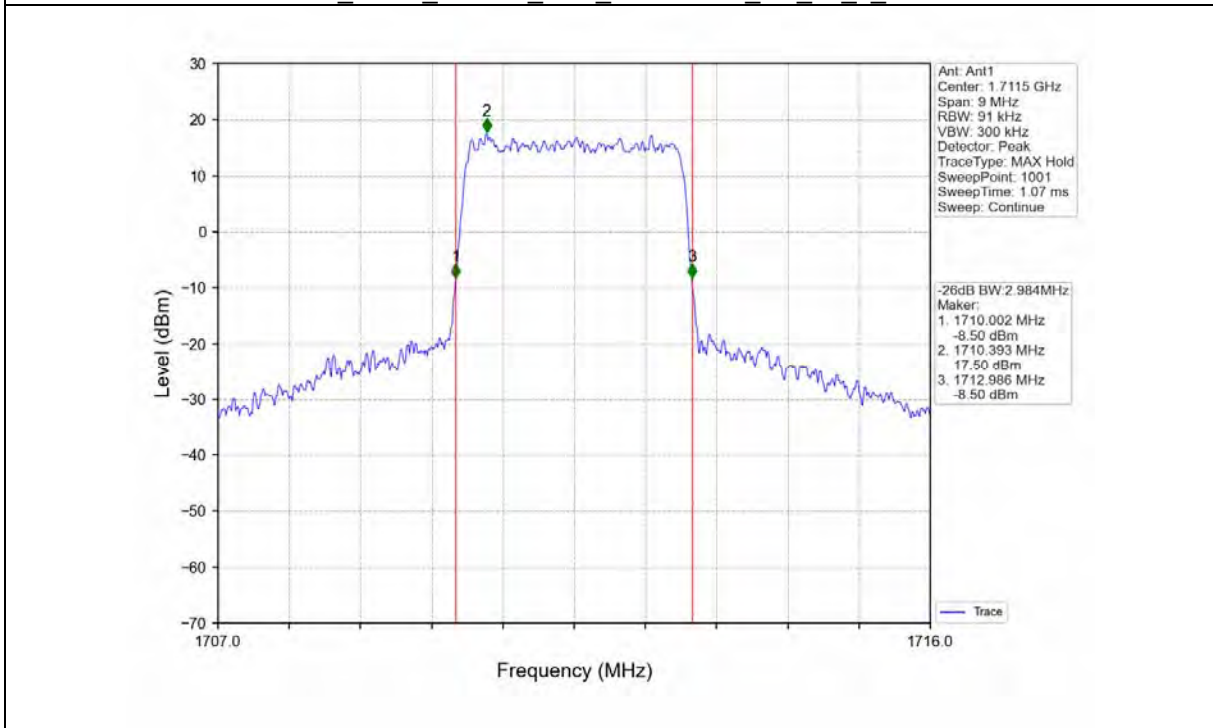


BUREAU VERITAS

Test Report No.: W7L-220503W001RF06



Band4_3MHz_64QAM_LCH_1711.5MHz_RB_15_0_NTNV

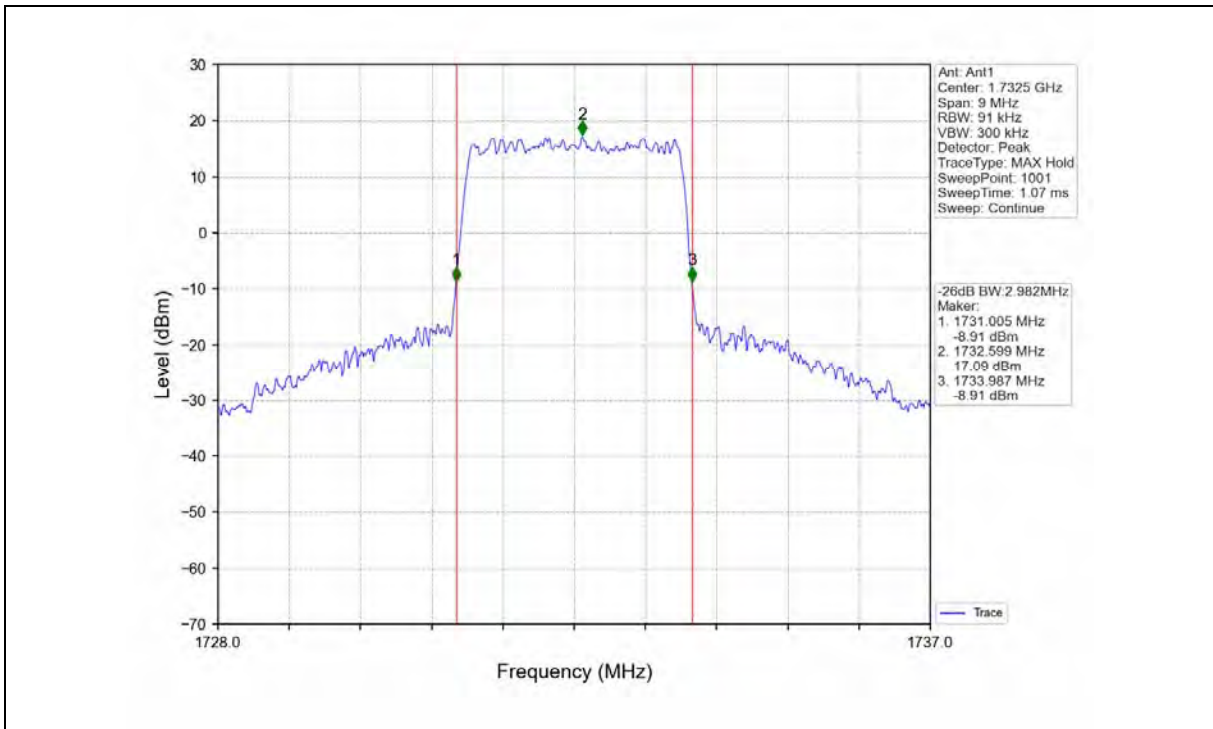


Band4_3MHz_64QAM_MCH_1732.5MHz_RB_15_0_NTNV

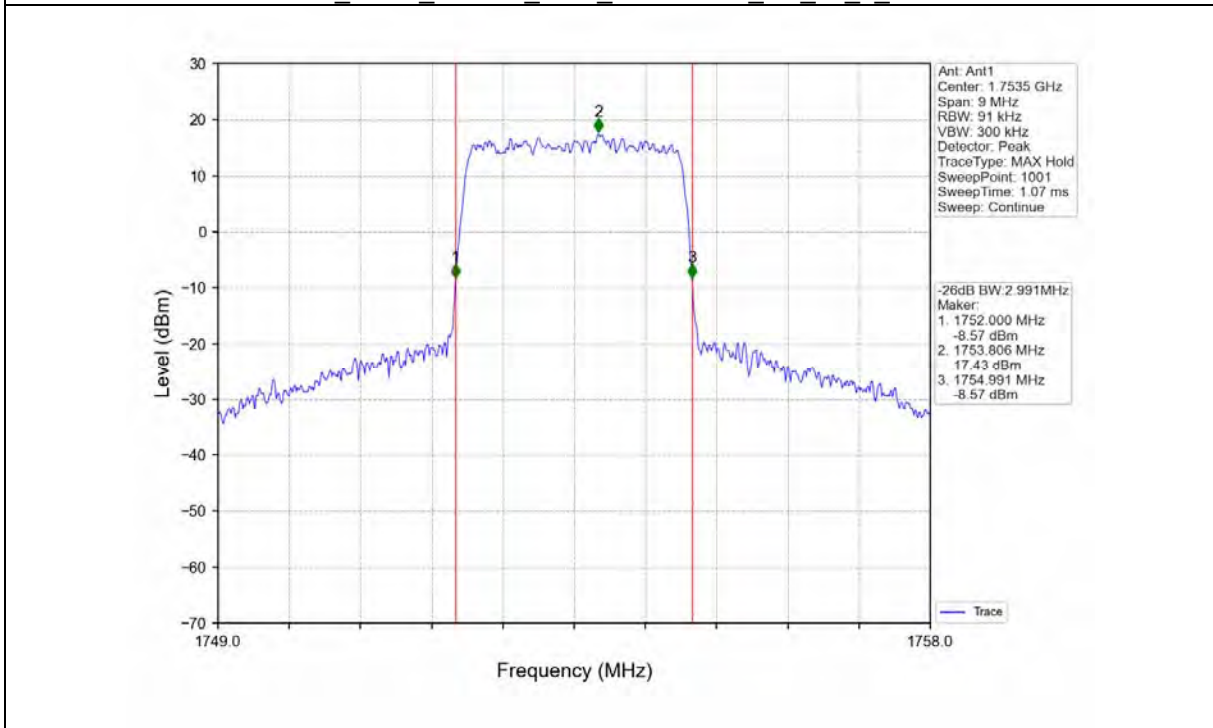


BUREAU VERITAS

Test Report No.: W7L-220503W001RF06



Band4_3MHz_64QAM_HCH_1753.5MHz_RB_15_0_NTNV

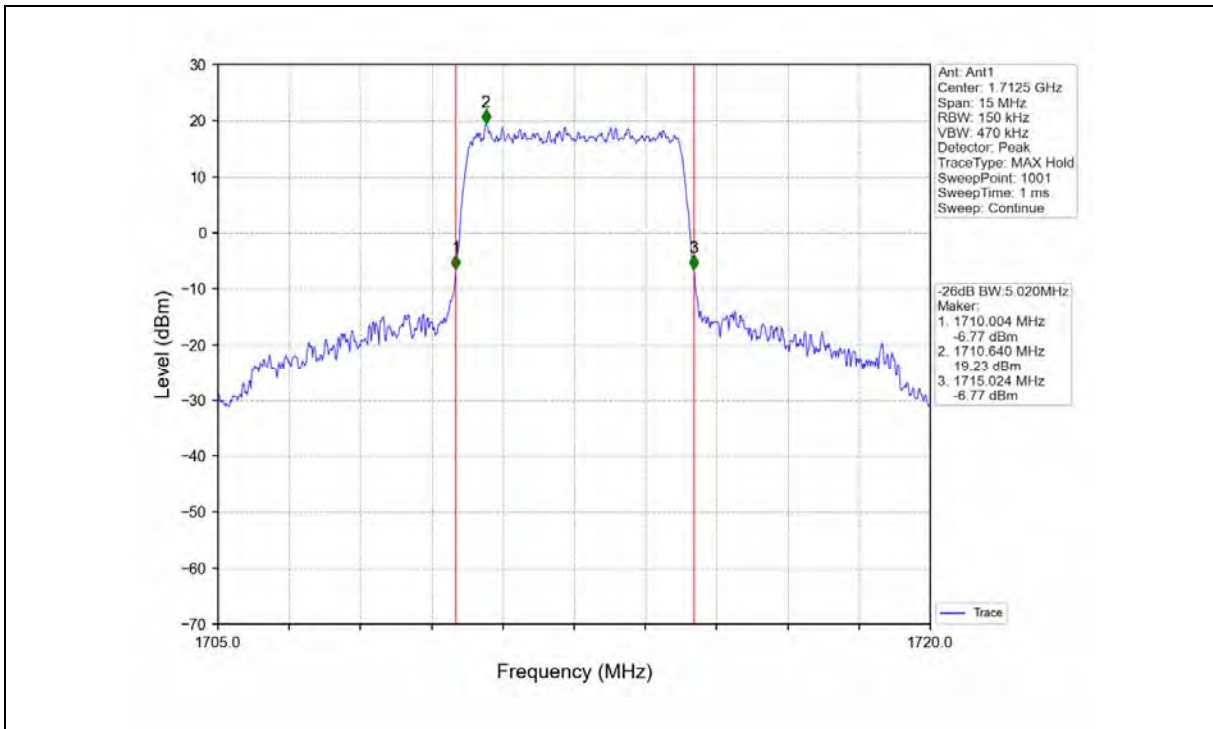


Band4_5MHz_QPSK_LCH_1712.5MHz_RB_25_0_NTNV

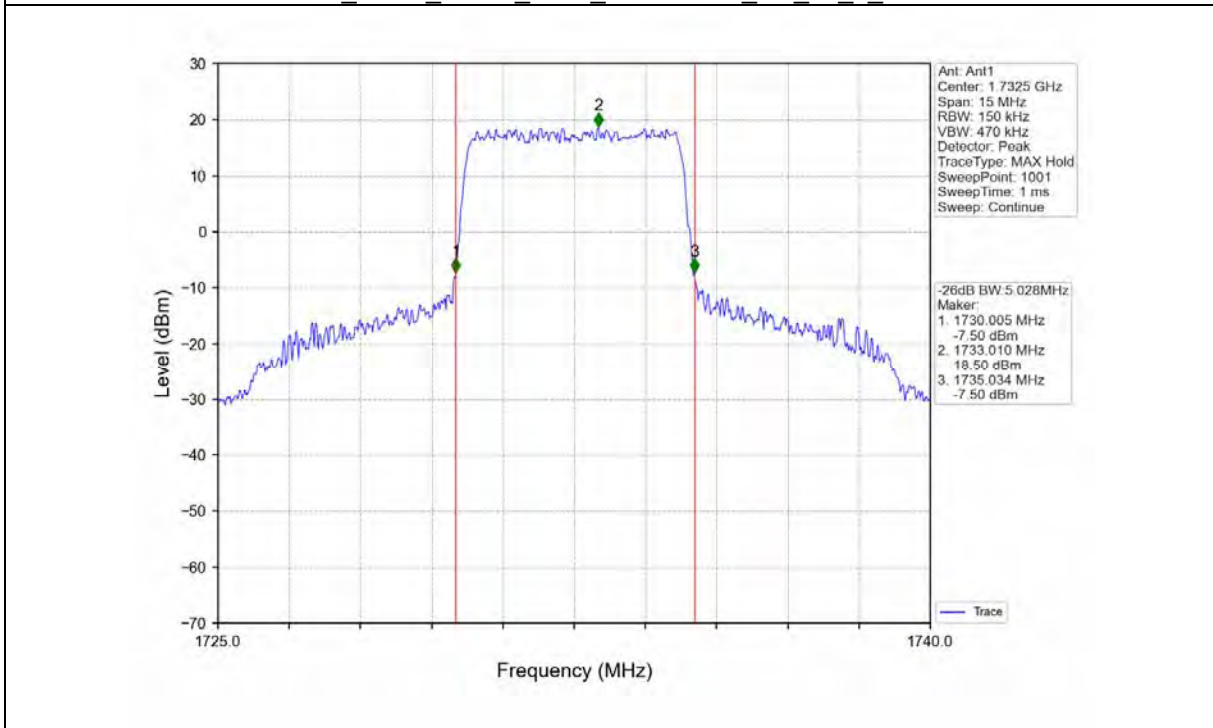


BUREAU
VERITAS

Test Report No.: W7L-220503W001RF06



Band4_5MHz_QPSK_MCH_1732.5MHz_RB_25_0_NTNV

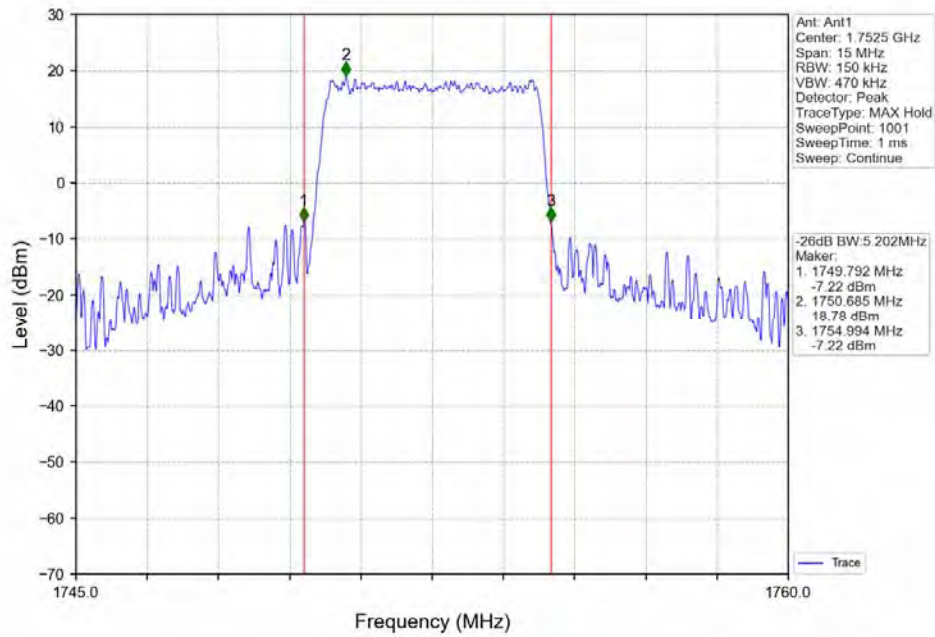


Band4_5MHz_QPSK_HCH_1752.5MHz_RB_25_0_NTNV

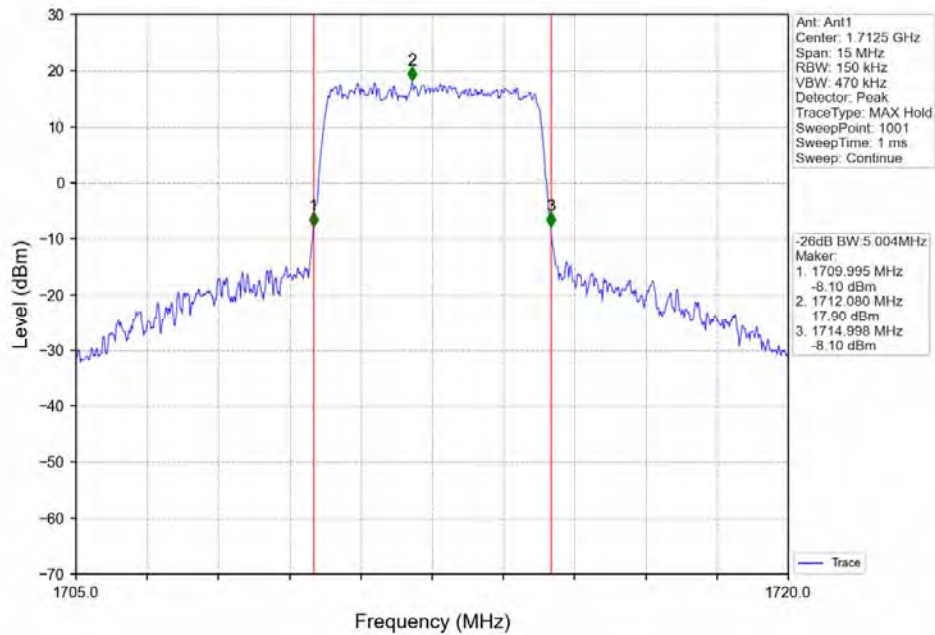


BUREAU
VERITAS

Test Report No.: W7L-220503W001RF06



Band4_5MHz_16QAM_LCH_1712.5MHz_RB_25_0_NTNV

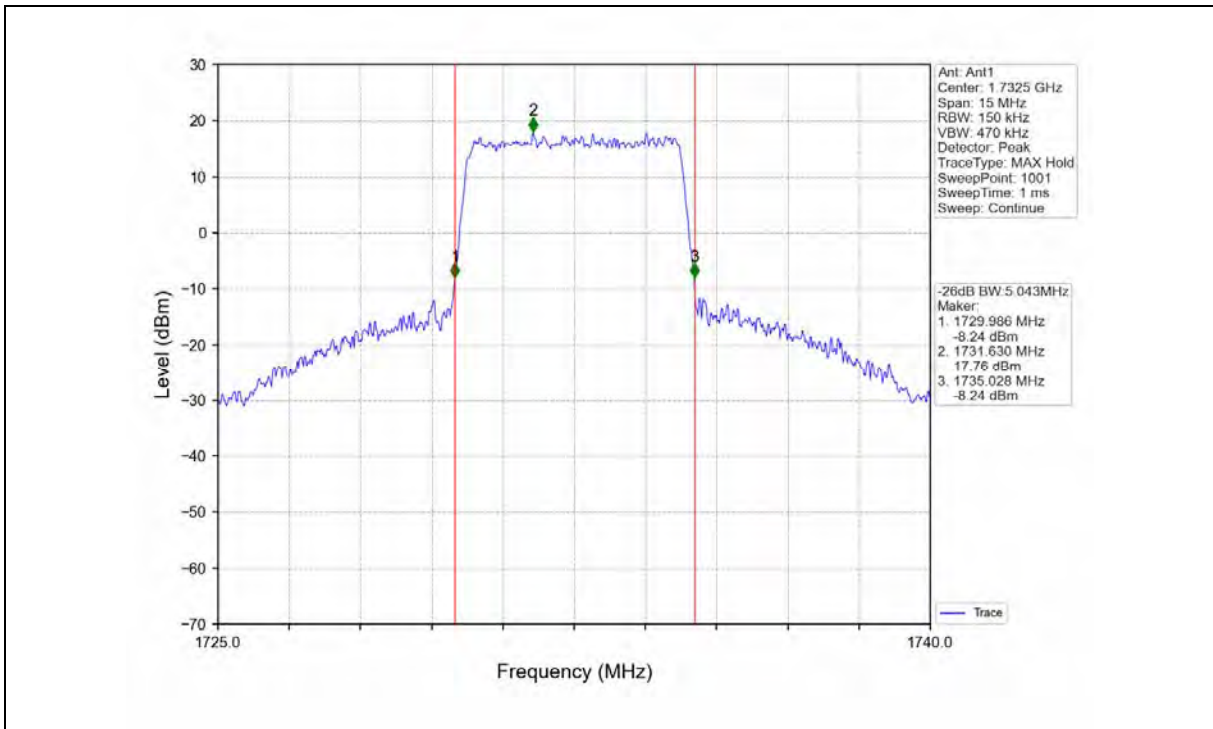


Band4_5MHz_16QAM_MCH_1732.5MHz_RB_25_0_NTNV

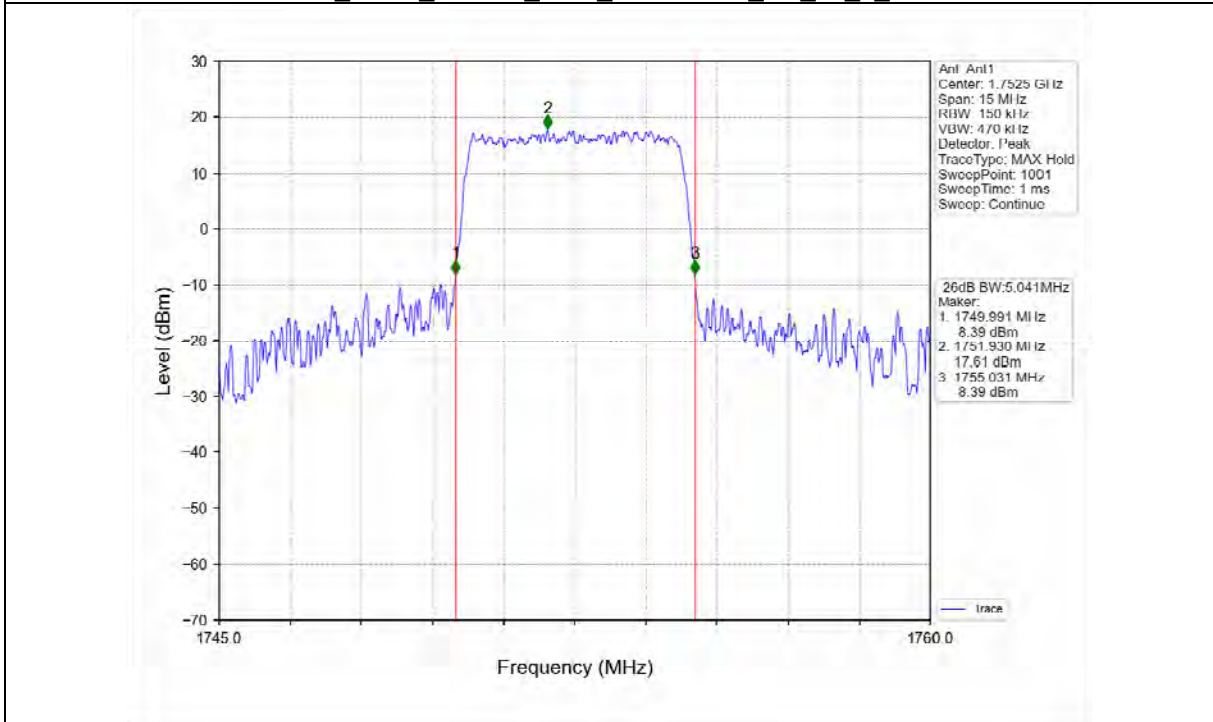


BUREAU VERITAS

Test Report No.: W7L-220503W001RF06



Band4_5MHz_16QAM_HCH_1732.5MHz_RB_25_0_NTNV

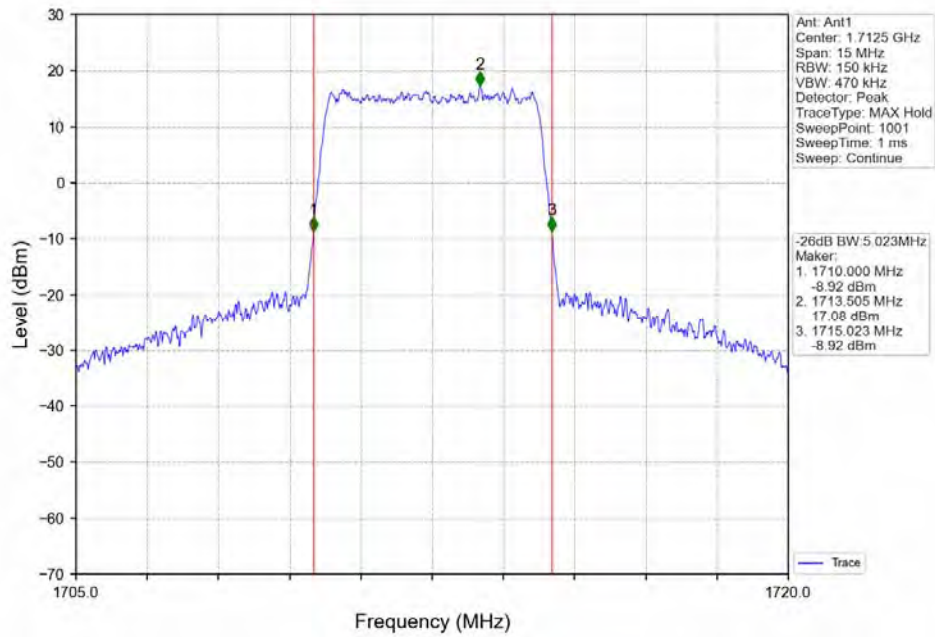


Band4_5MHz_64QAM_LCH_1712.5MHz_RB_25_0_NTNV

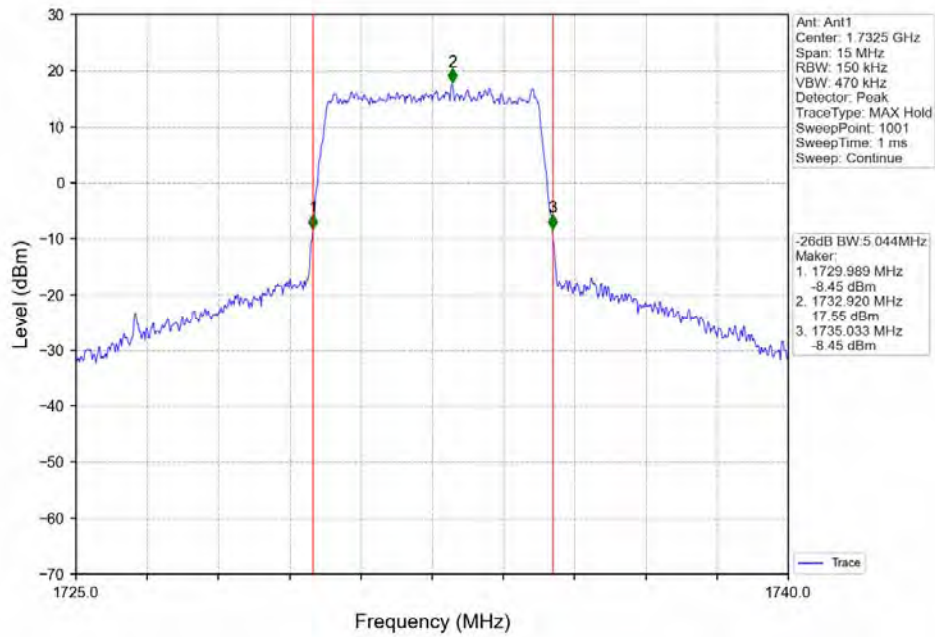


BUREAU VERITAS

Test Report No.: W7L-220503W001RF06



Band4_5MHz_64QAM_MCH_1732.5MHz_RB_25_0_NTNV

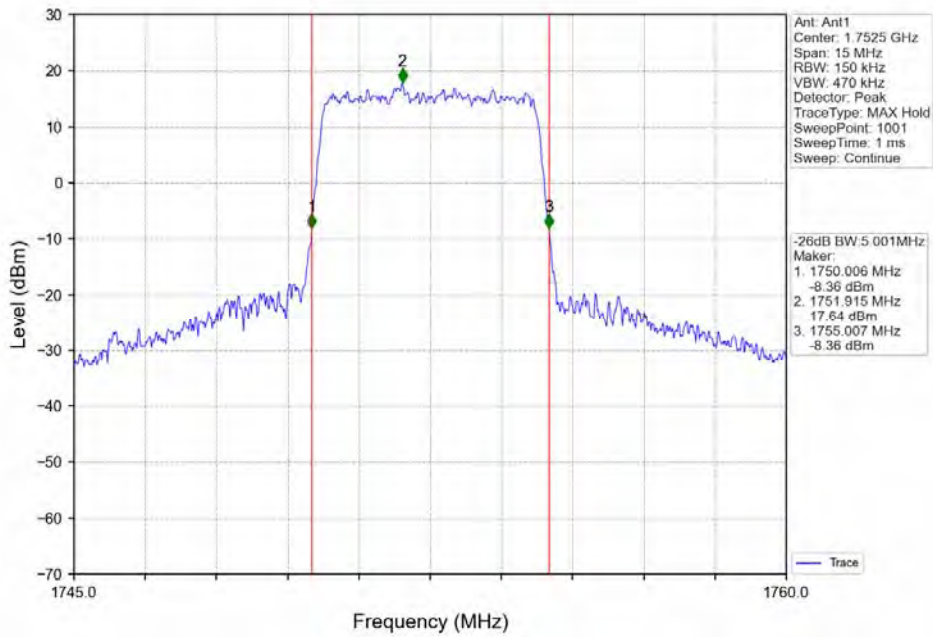


Band4_5MHz_64QAM_HCH_1752.5MHz_RB_25_0_NTNV

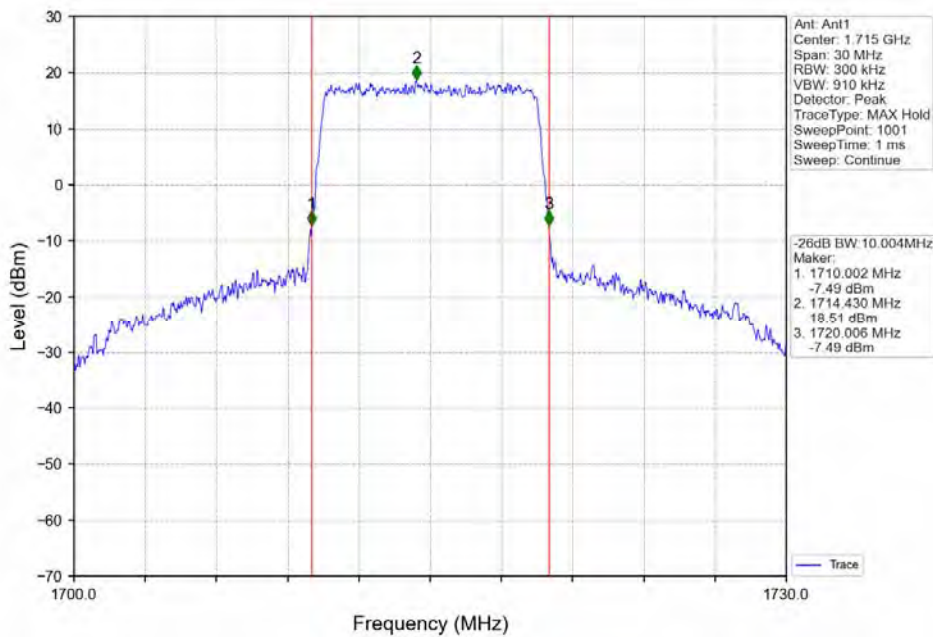


BUREAU
VERITAS

Test Report No.: W7L-220503W001RF06



Band4_10MHz_QPSK_LCH_1715MHz_RB_50_0_NTNV

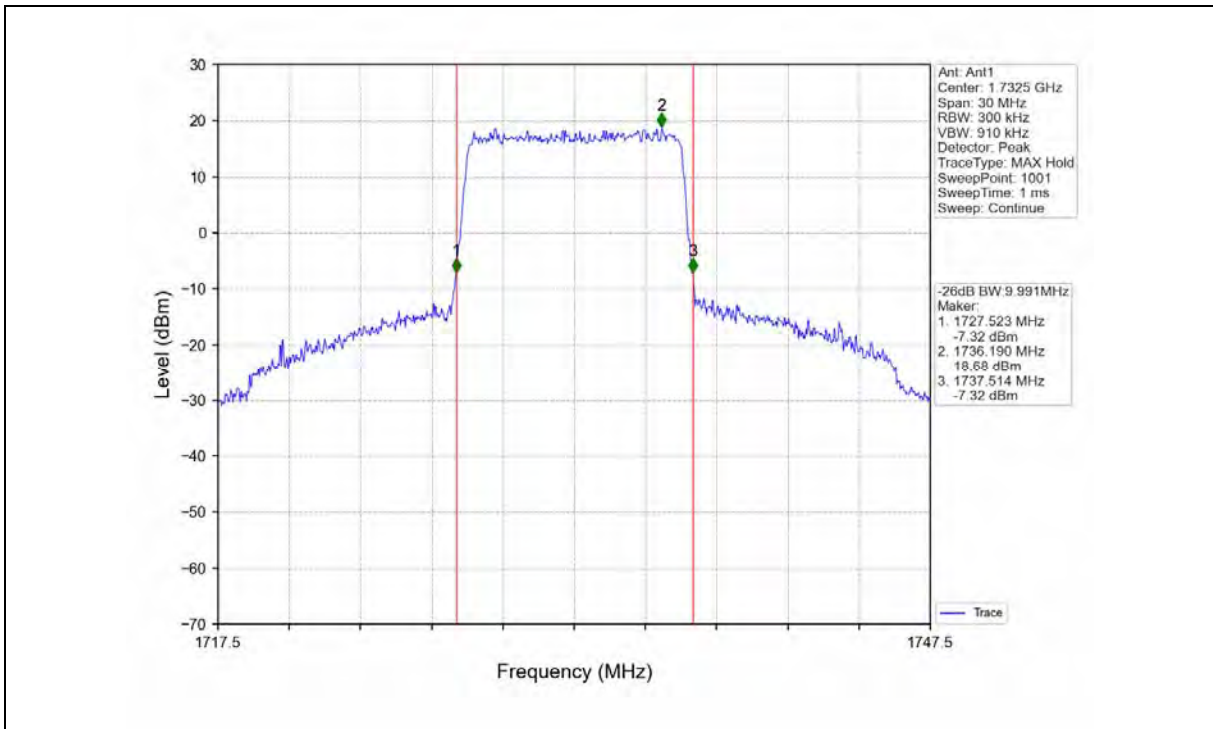


Band4_10MHz_QPSK_MCH_1732.5MHz_RB_50_0_NTNV

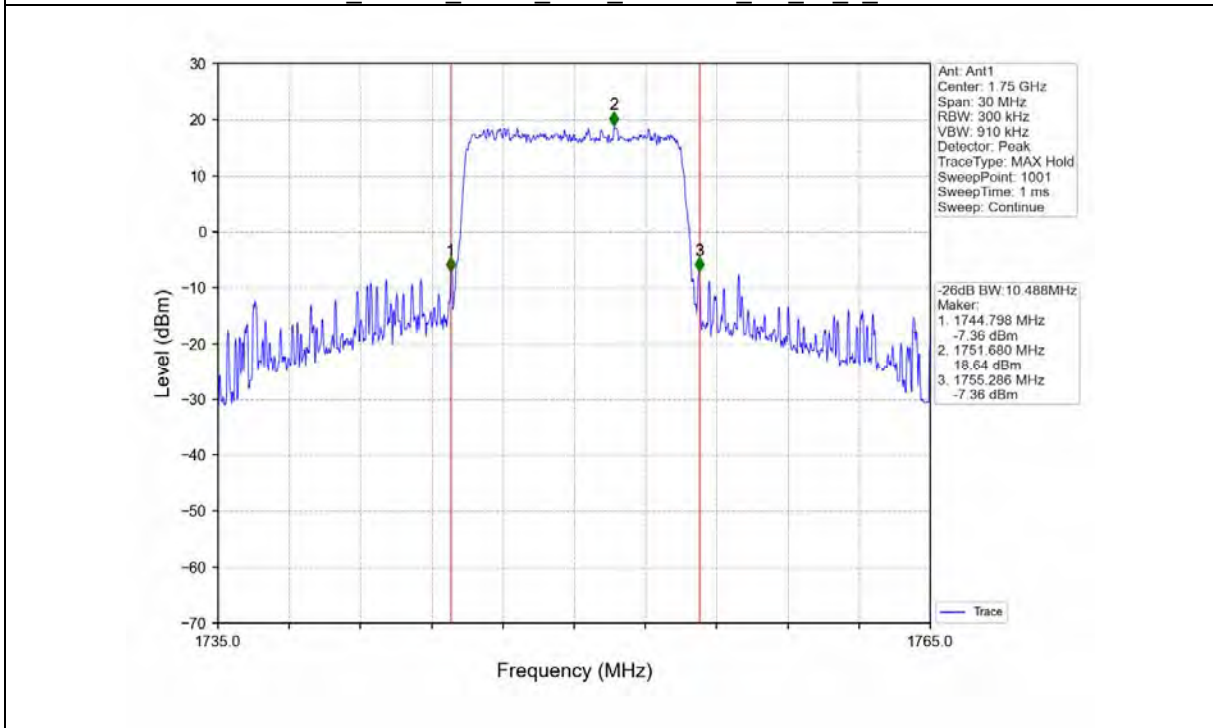


BUREAU VERITAS

Test Report No.: W7L-220503W001RF06



Band4_10MHz_QPSK_HCH_1750MHz_RB_50_0_NTNV

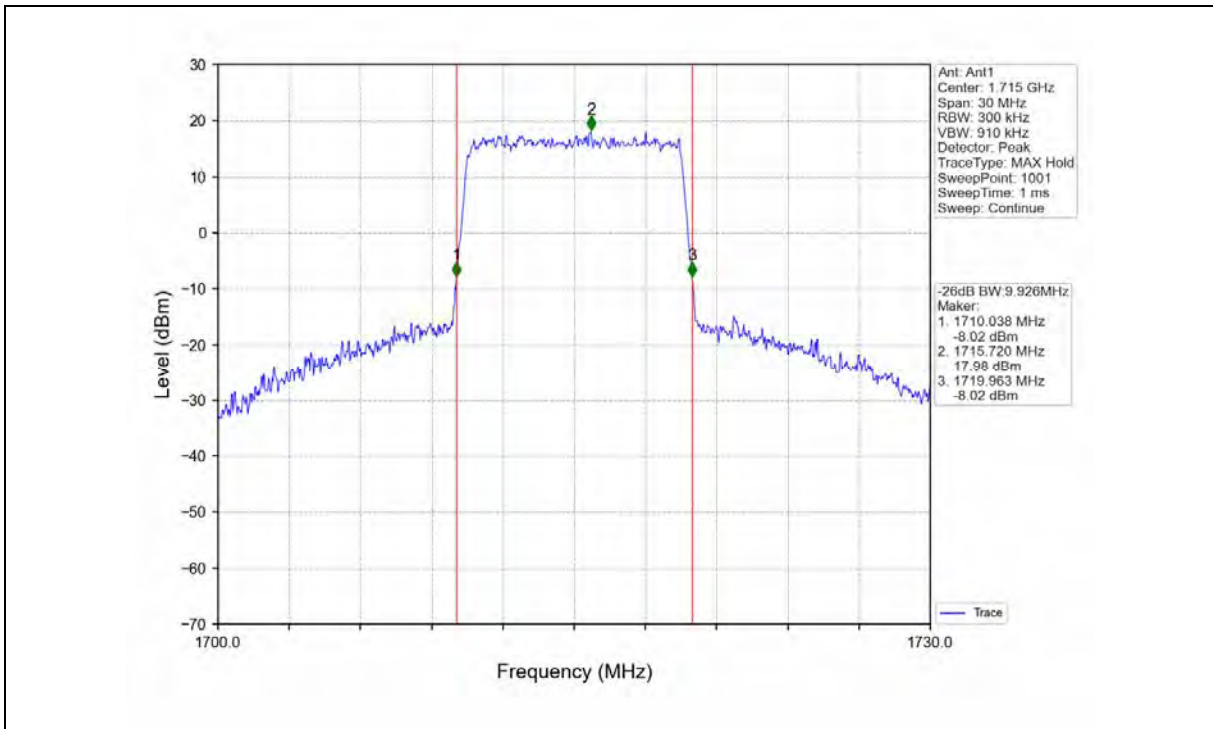


Band4_10MHz_16QAM_LCH_1715MHz_RB_50_0_NTNV

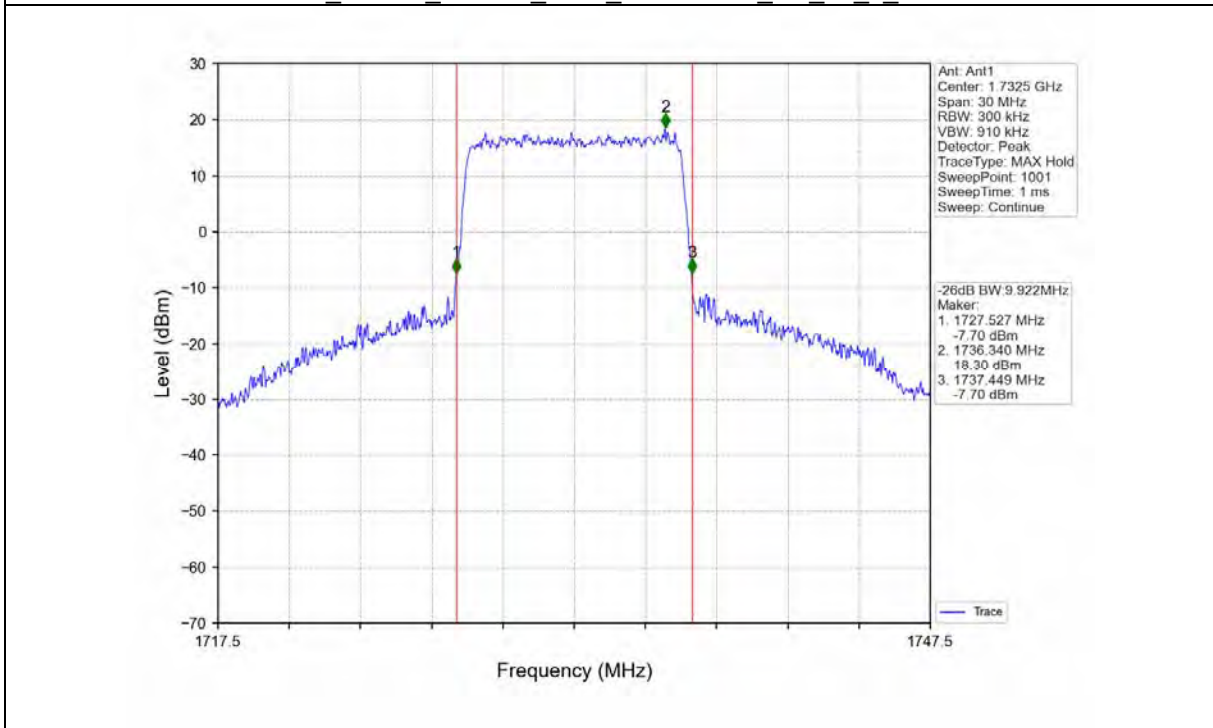


BUREAU VERITAS

Test Report No.: W7L-220503W001RF06



Band4_10MHz_16QAM_MCH_1732.5MHz_RB_50_0_NTNV

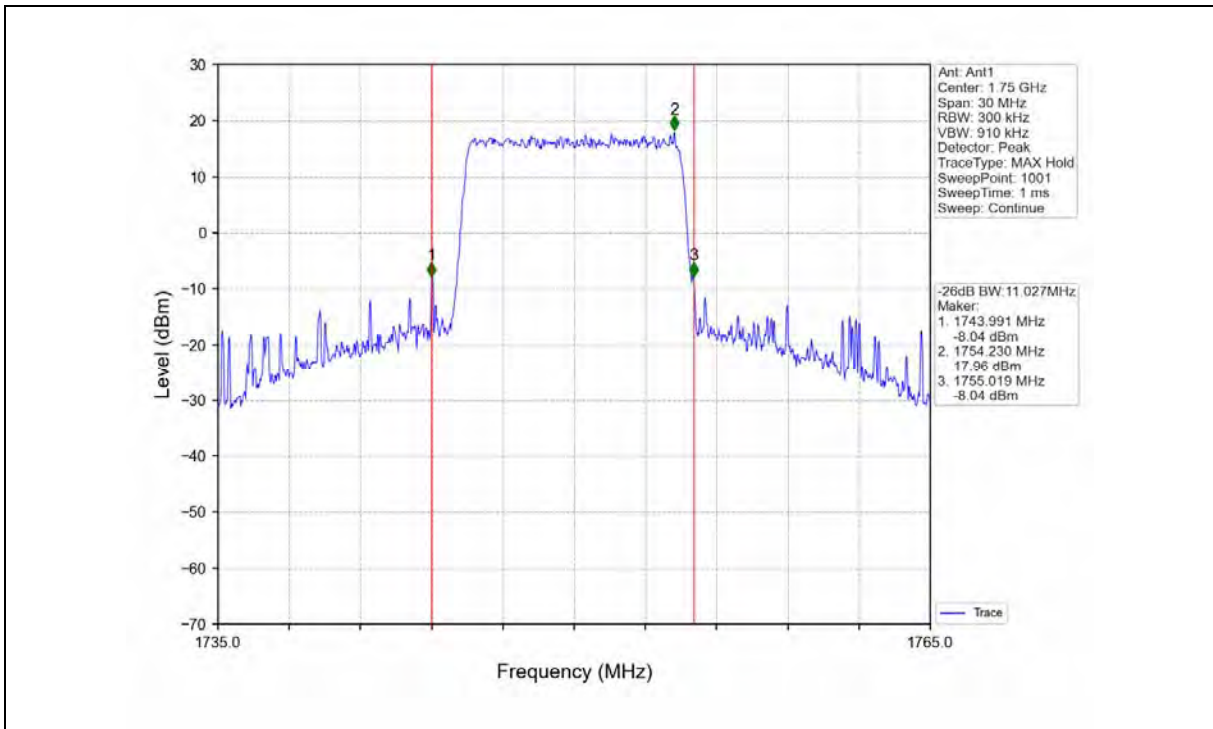


Band4_10MHz_16QAM_HCH_1750MHz_RB_50_0_NTNV

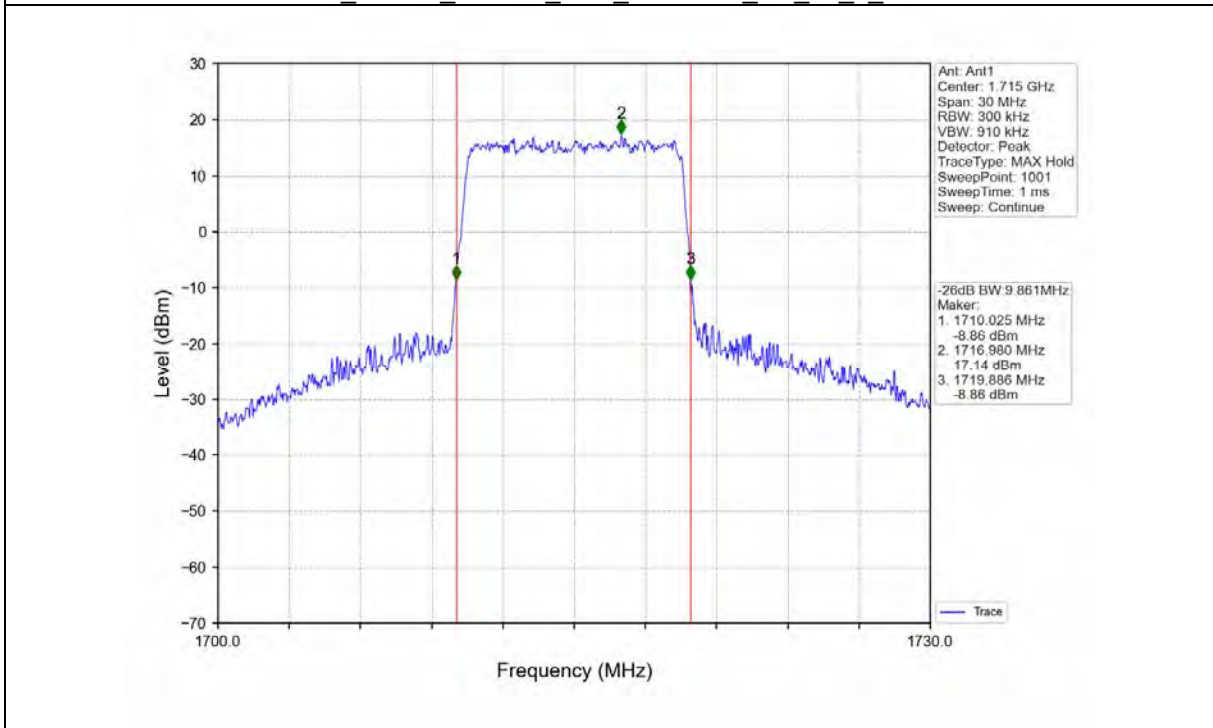


BUREAU
VERITAS

Test Report No.: W7L-220503W001RF06



Band4_10MHz_64QAM_LCH_1715MHz_RB_50_0_NTNV

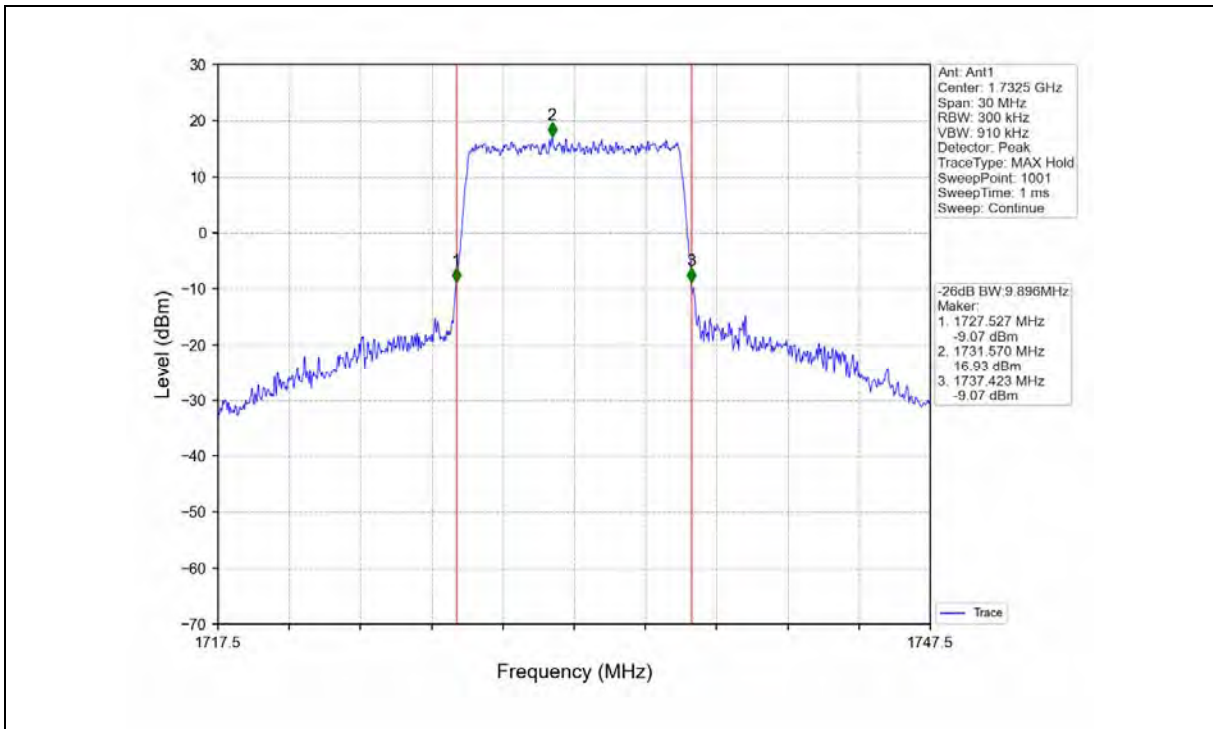


Band4_10MHz_64QAM_MCH_1732.5MHz_RB_50_0_NTNV

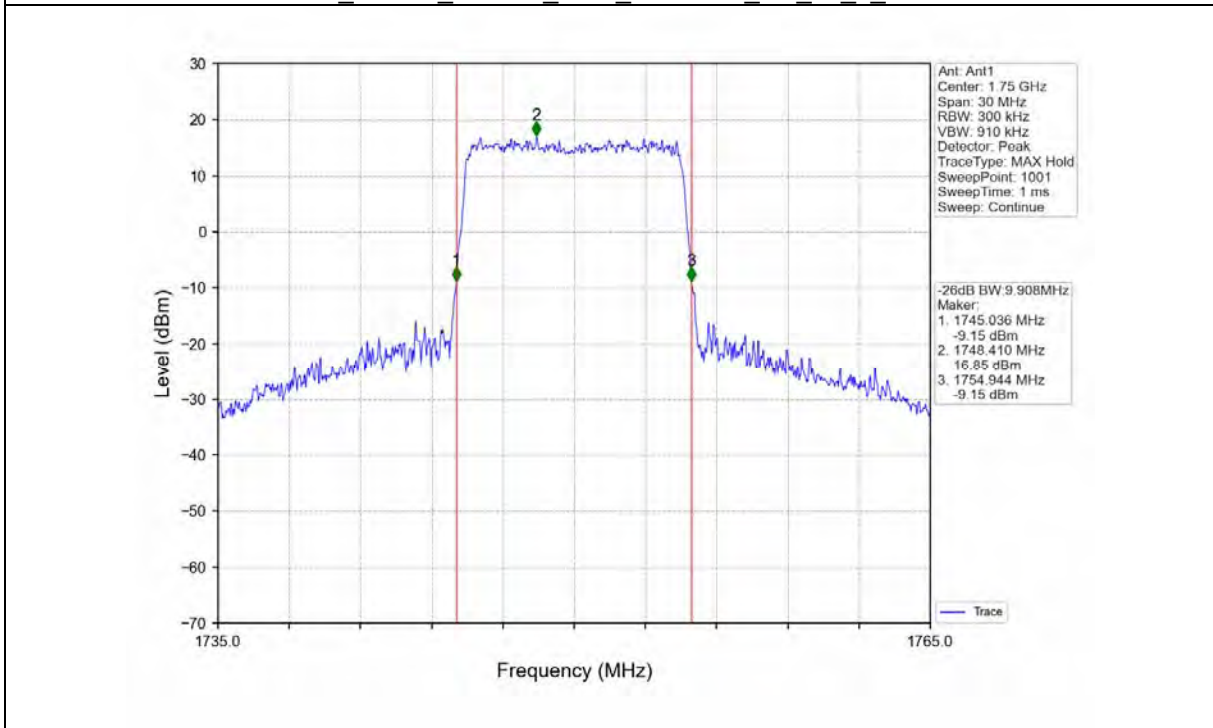


BUREAU VERITAS

Test Report No.: W7L-220503W001RF06



Band4_10MHz_64QAM_HCH_1750MHz_RB_50_0_NTNV

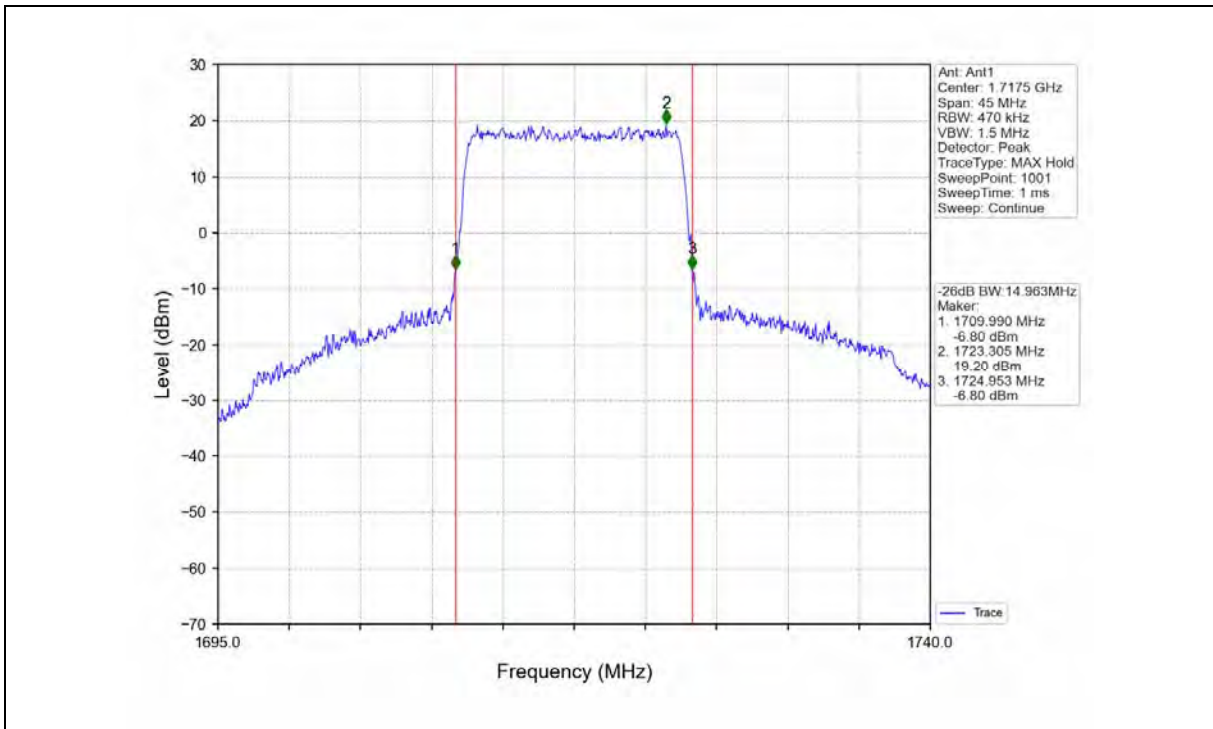


Band4_15MHz_QPSK_LCH_1717.5MHz_RB_75_0_NTNV

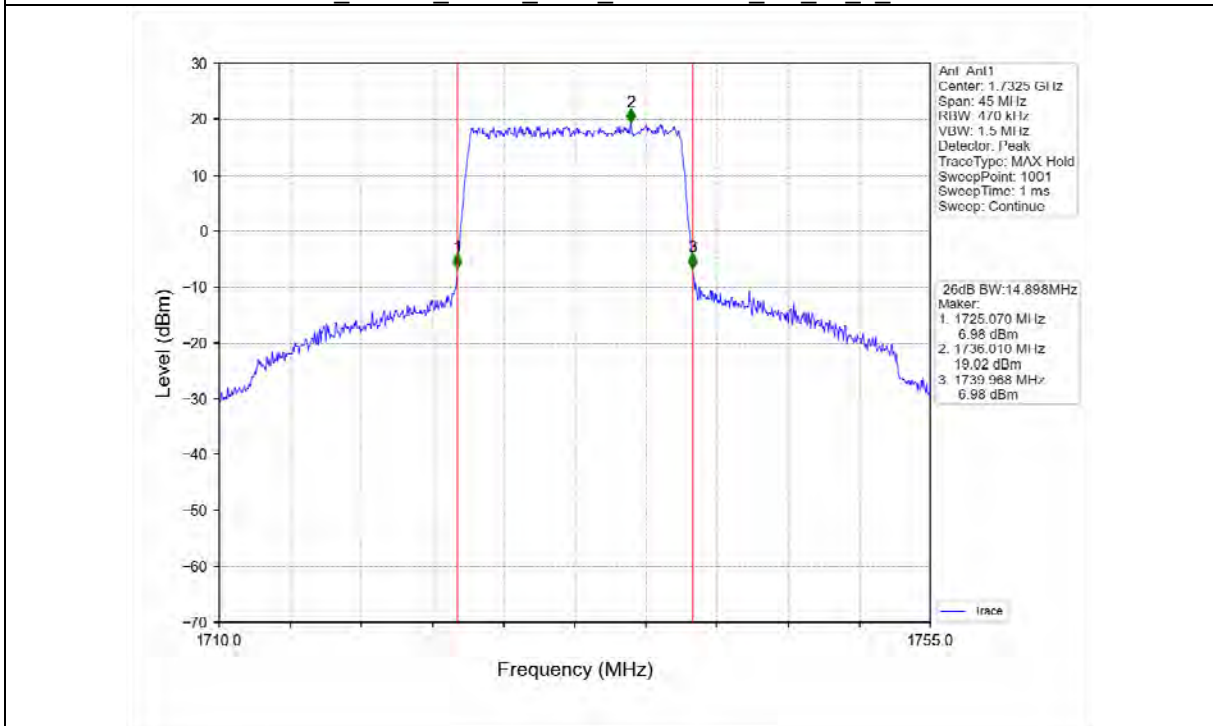


BUREAU VERITAS

Test Report No.: W7L-220503W001RF06



Band4_15MHz_QPSK_MCH_1732.5MHz_RB_75_0_NTNV

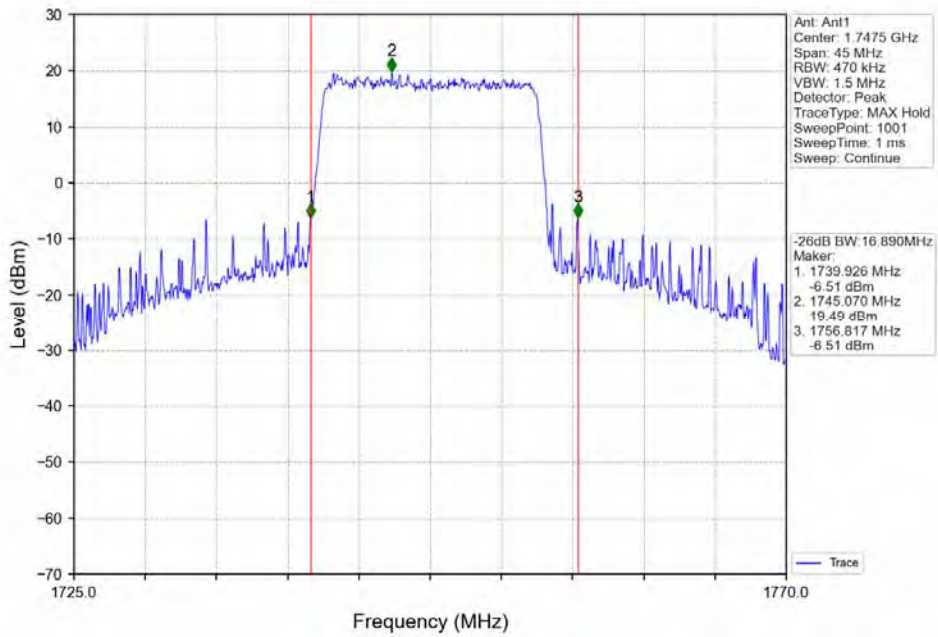


Band4_15MHz_QPSK_HCH_1747.5MHz_RB_75_0_NTNV

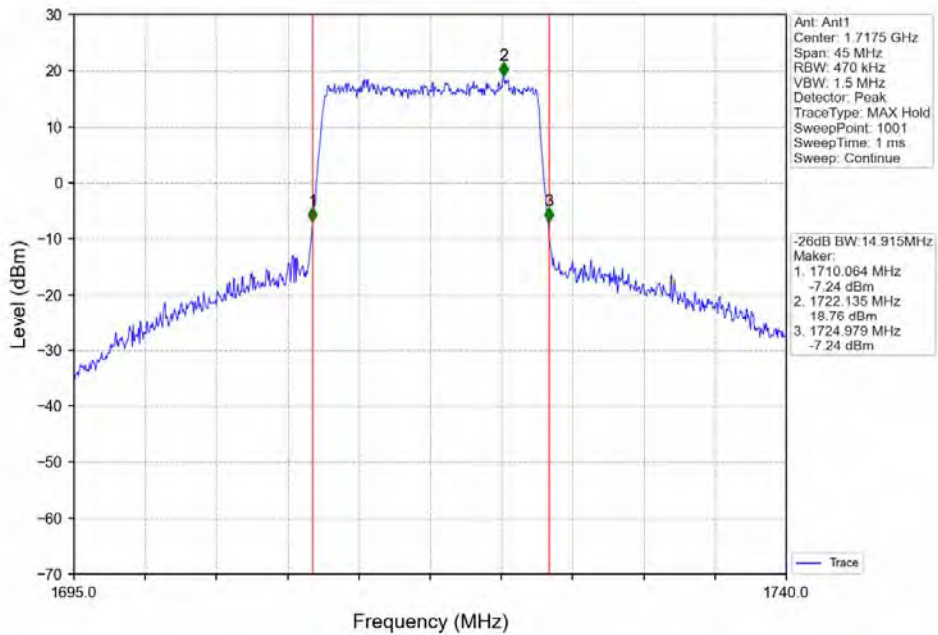


BUREAU
VERITAS

Test Report No.: W7L-220503W001RF06



Band4_15MHz_16QAM_LCH_1717.5MHz_RB_75_0_NTNV

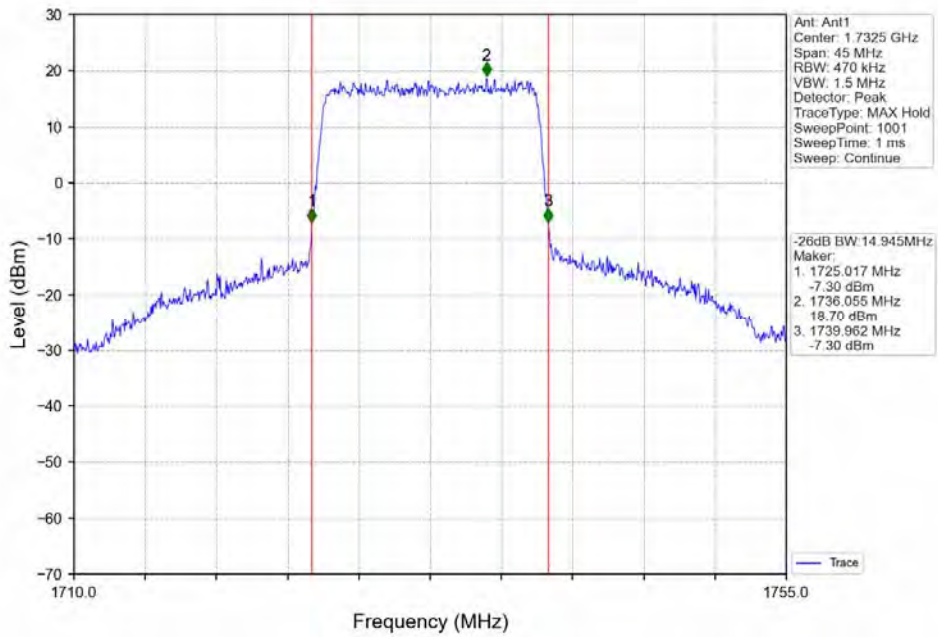


Band4_15MHz_16QAM_MCH_1732.5MHz_RB_75_0_NTNV

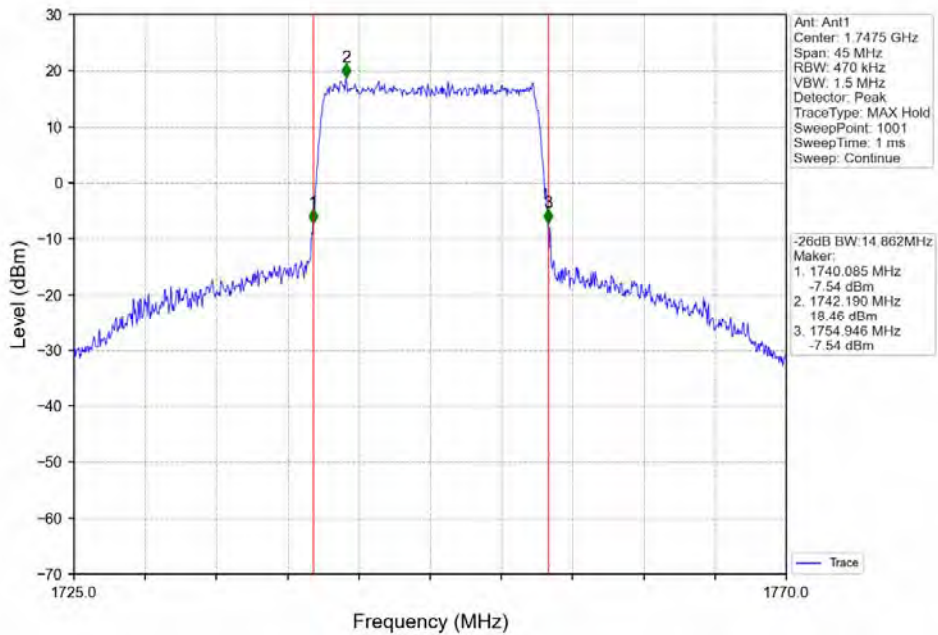


BUREAU
VERITAS

Test Report No.: W7L-220503W001RF06



Band4_15MHz_16QAM_HCH_1747.5MHz_RB_75_0_NTNV

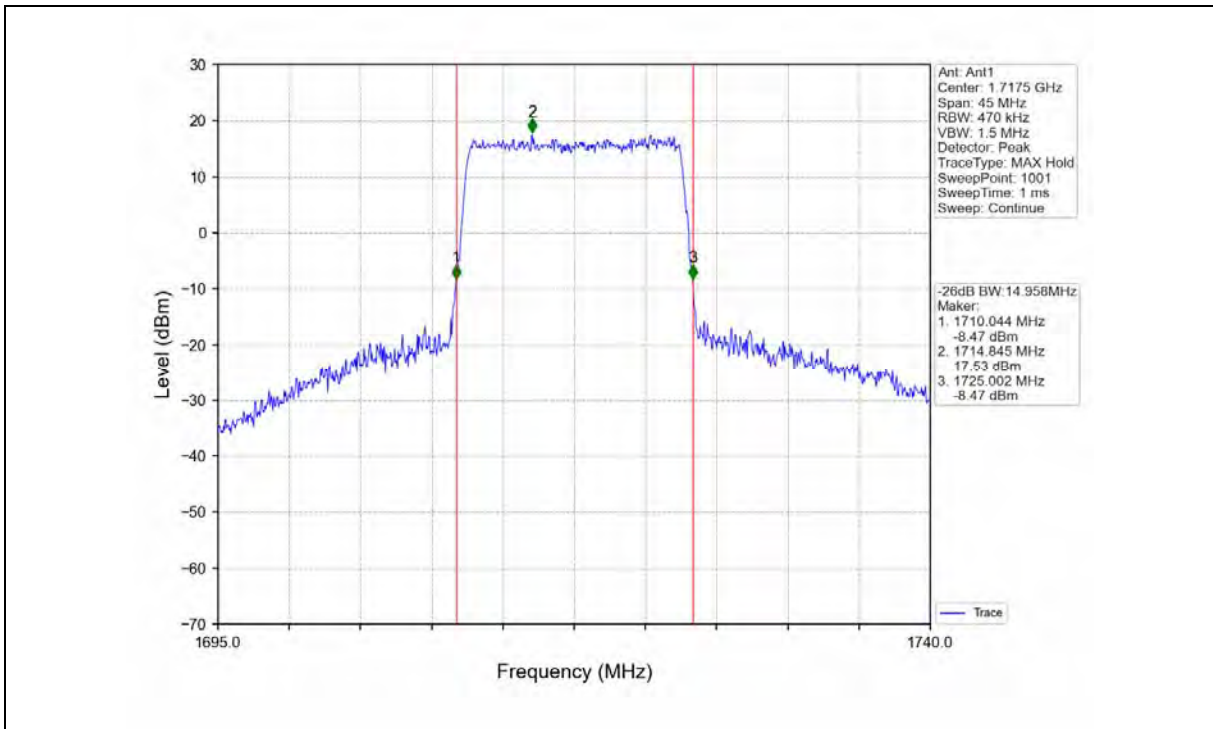


Band4_15MHz_64QAM_LCH_1717.5MHz_RB_75_0_NTNV

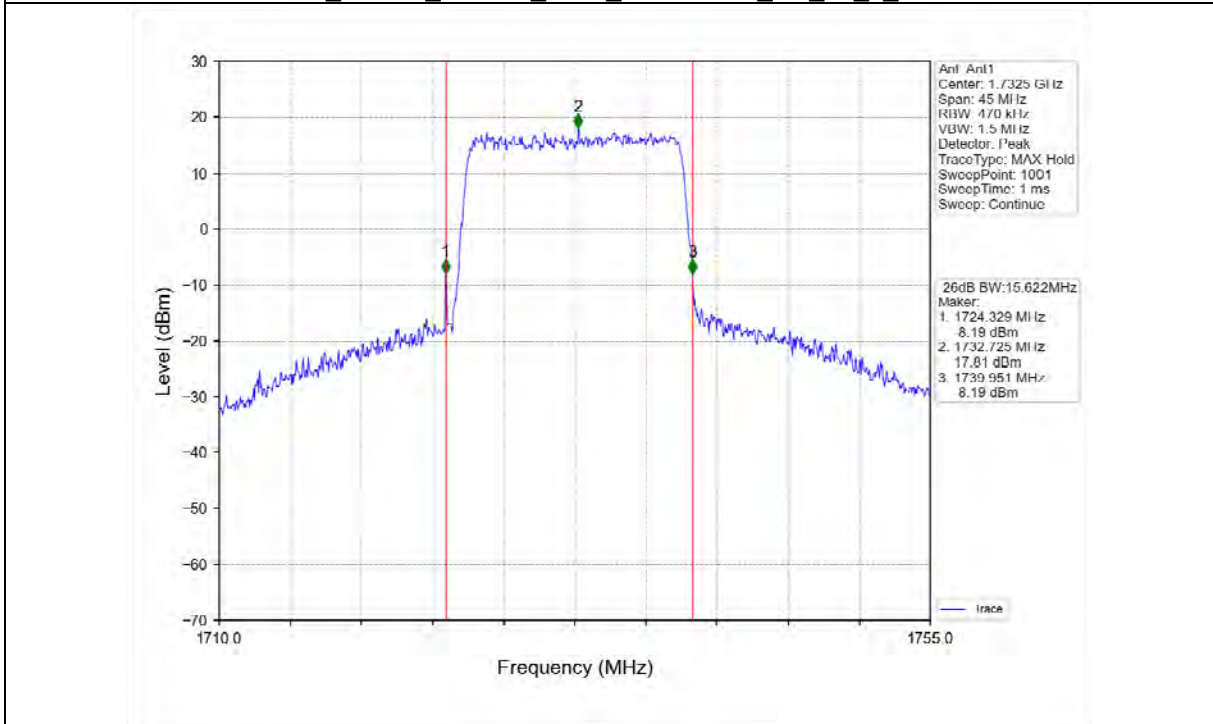


BUREAU VERITAS

Test Report No.: W7L-220503W001RF06



Band4_15MHz_64QAM_MCH_1732.5MHz_RB_75_0_NTNV

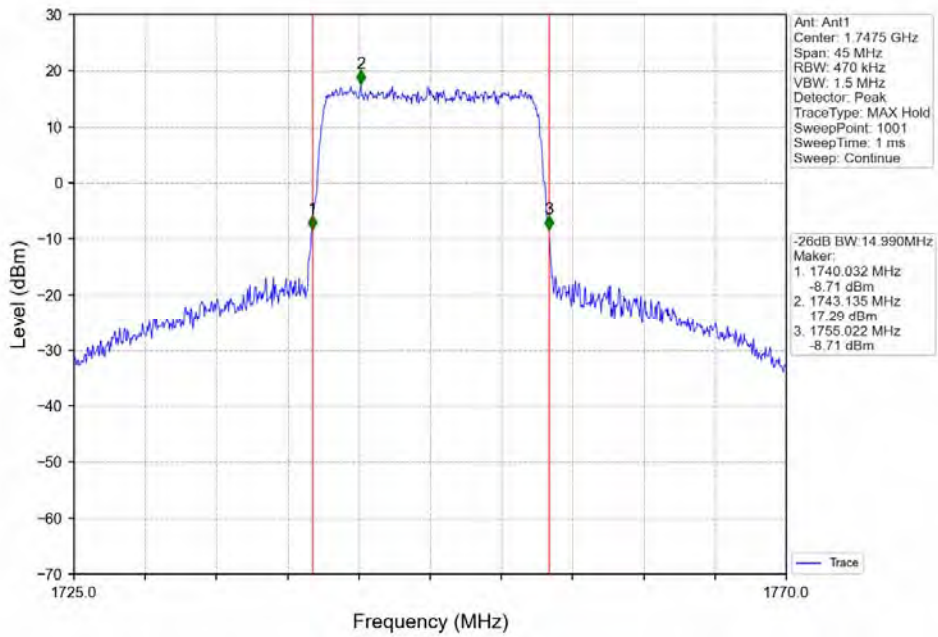


Band4_15MHz_64QAM_HCH_1747.5MHz_RB_75_0_NTNV

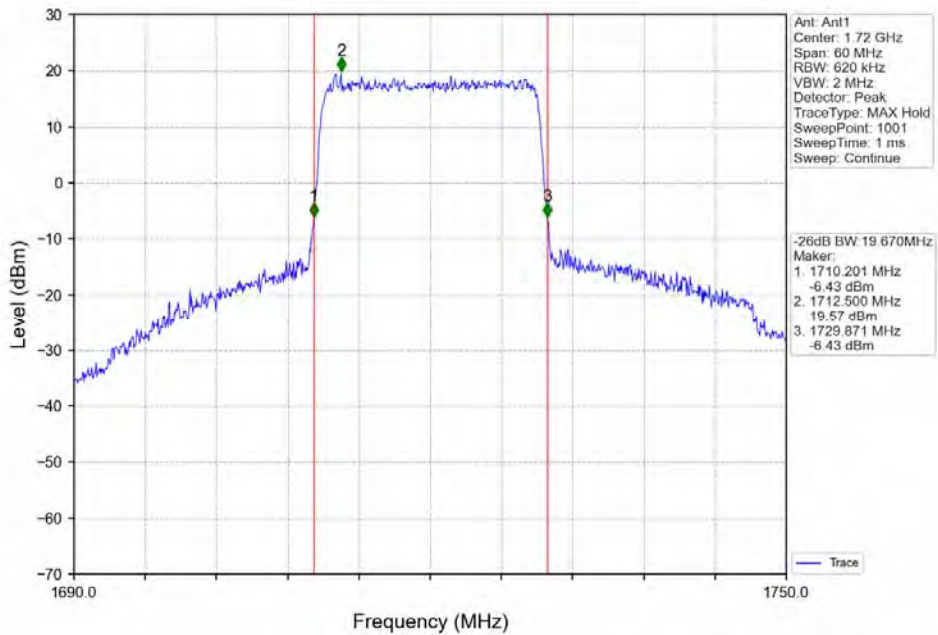


BUREAU
VERITAS

Test Report No.: W7L-220503W001RF06



Band4_20MHz_QPSK_LCH_1720MHz_RB_100_0_NTNV

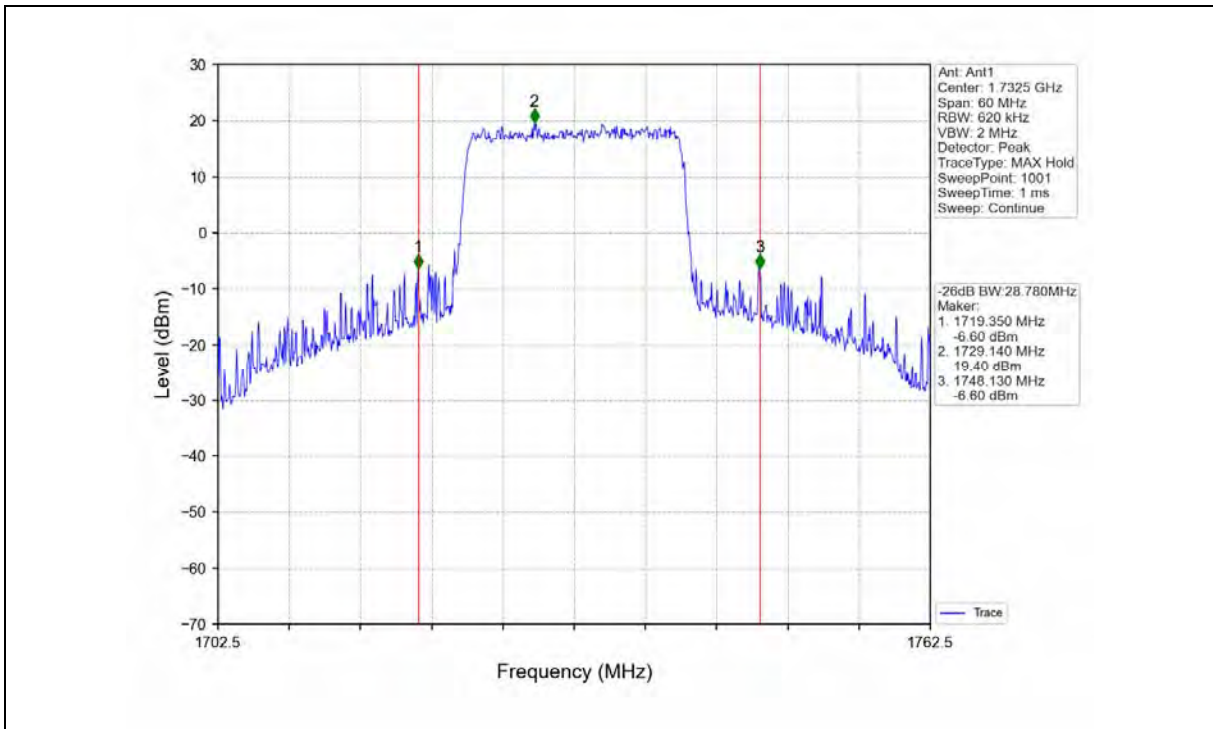


Band4_20MHz_QPSK_MCH_1732.5MHz_RB_100_0_NTNV

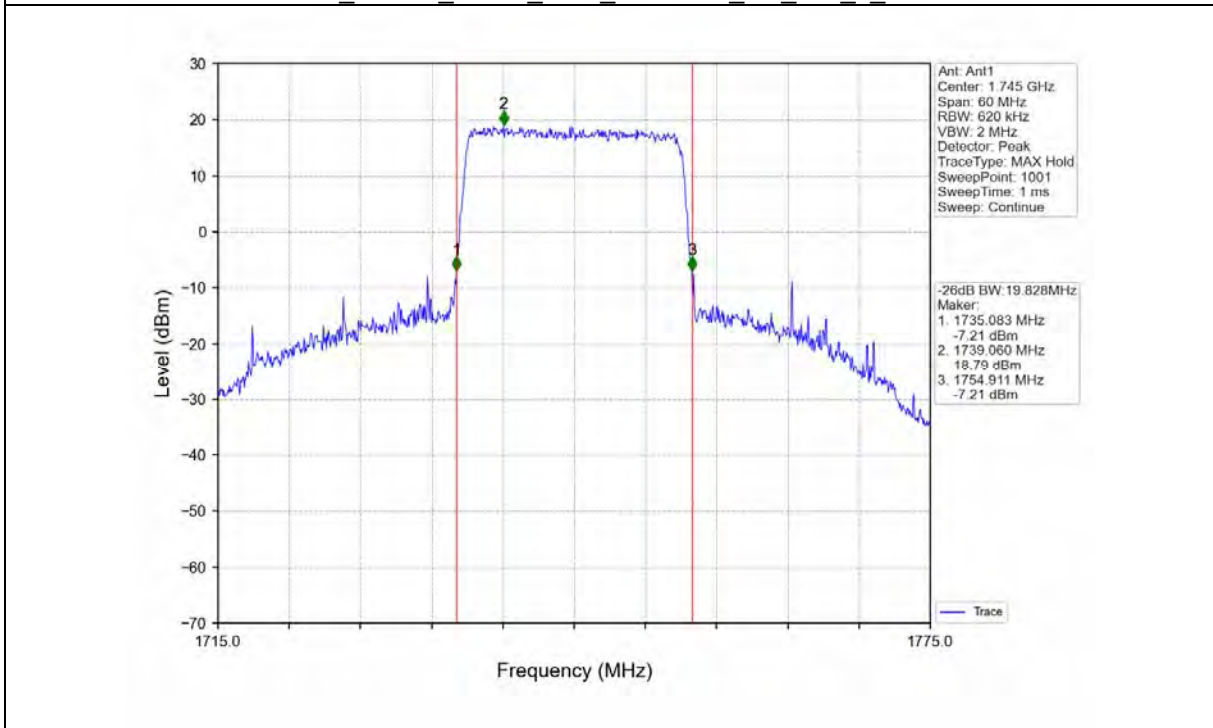


BUREAU
VERITAS

Test Report No.: W7L-220503W001RF06



Band4_20MHz_QPSK_HCH_1745MHz_RB_100_0_NTNV

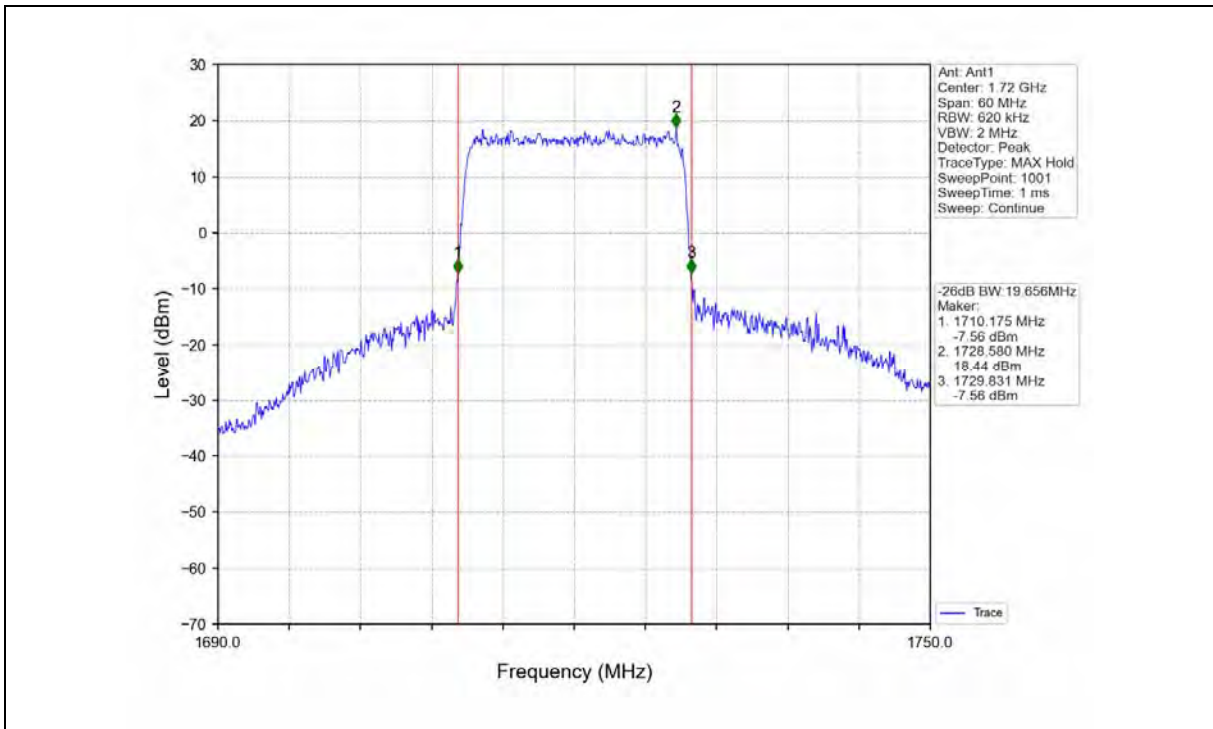


Band4_20MHz_16QAM_LCH_1720MHz_RB_100_0_NTNV

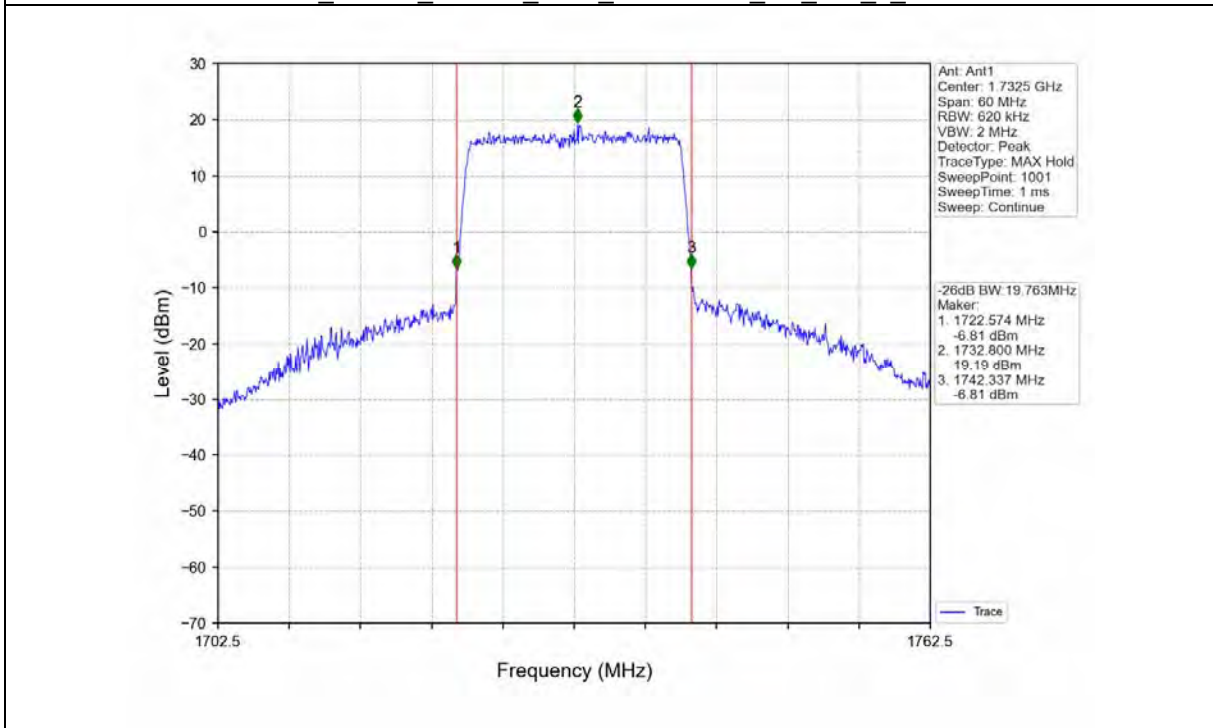


BUREAU VERITAS

Test Report No.: W7L-220503W001RF06



Band4_20MHz_16QAM_MCH_1732.5MHz_RB_100_0_NTNV

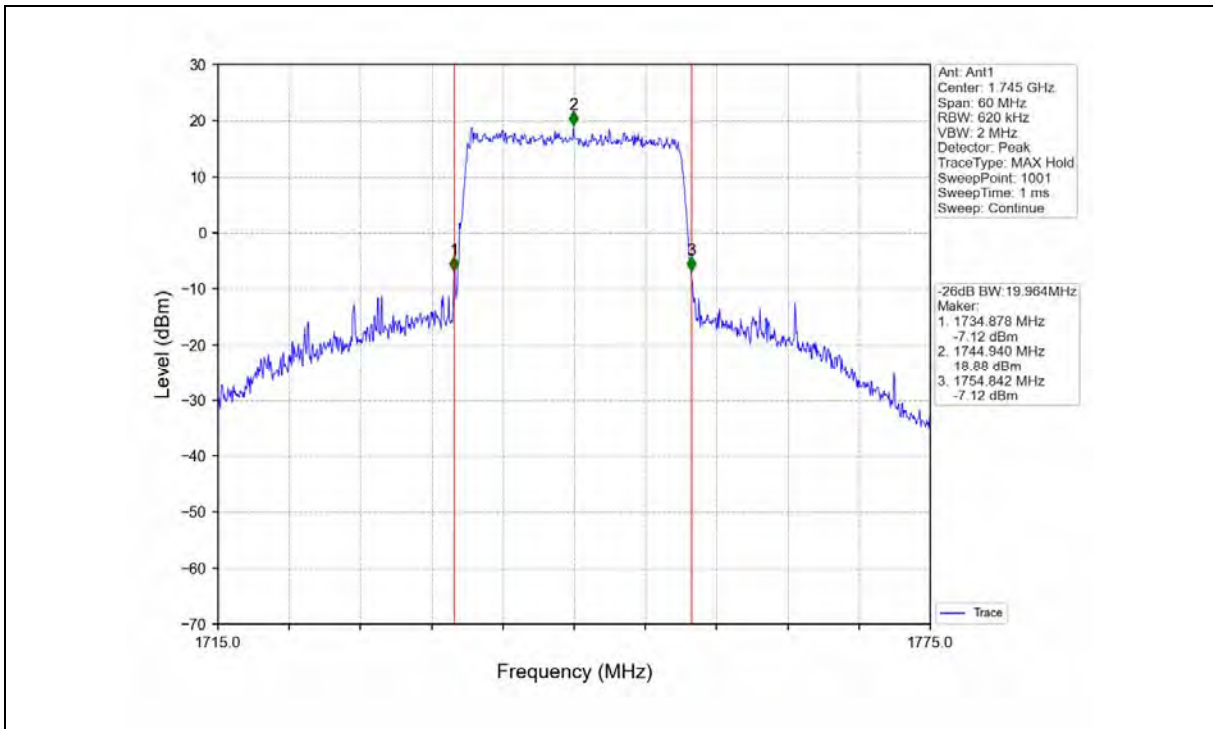


Band4_20MHz_16QAM_HCH_1745MHz_RB_100_0_NTNV

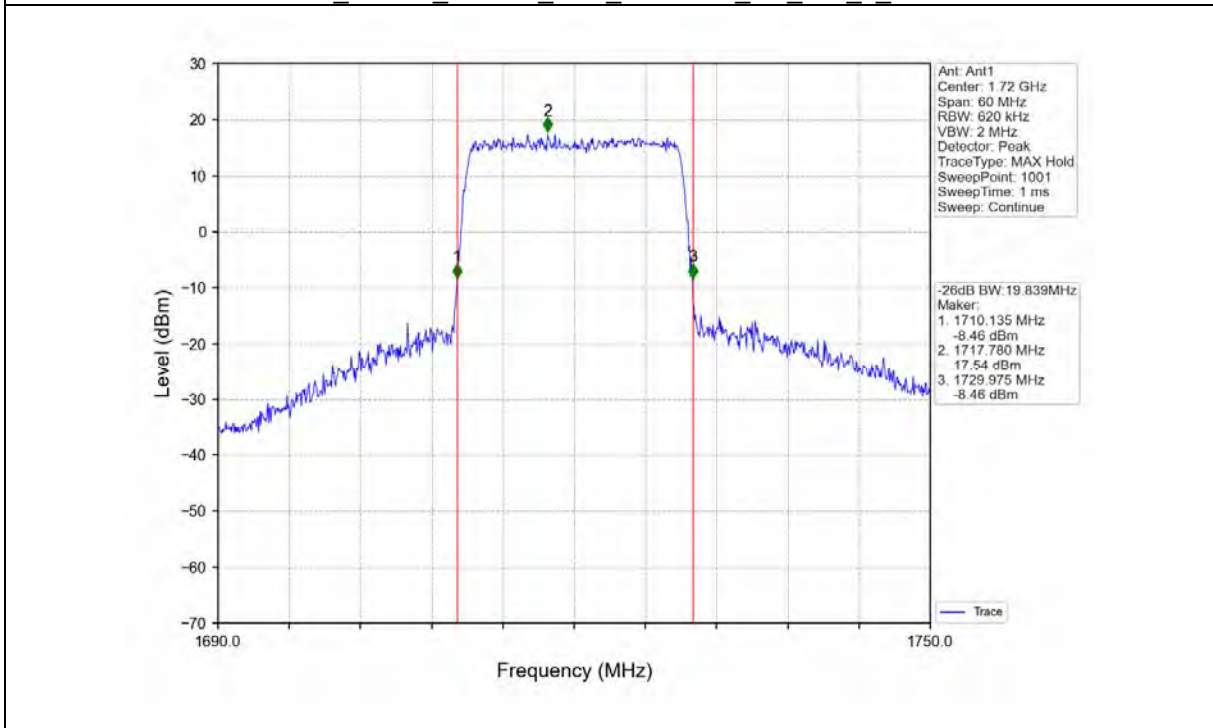


BUREAU VERITAS

Test Report No.: W7L-220503W001RF06



Band4_20MHz_64QAM_LCH_1720MHz_RB_100_0_NTNV

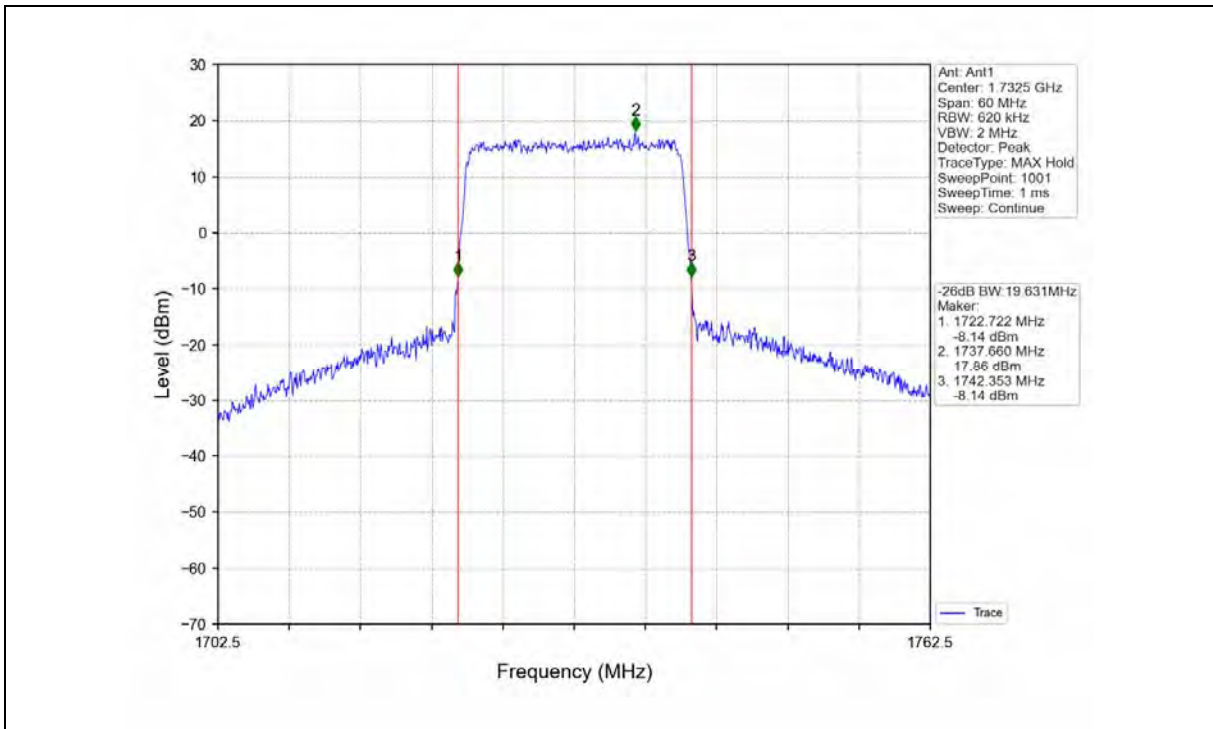


Band4_20MHz_64QAM_MCH_1732.5MHz_RB_100_0_NTNV

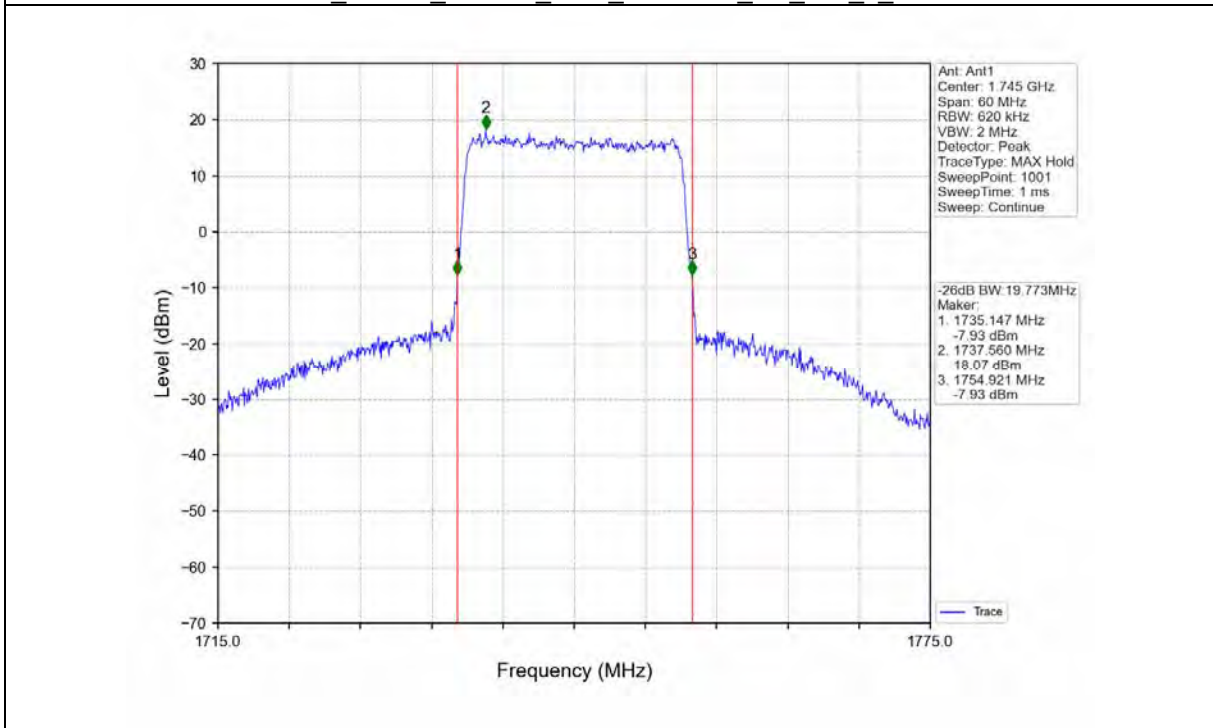


BUREAU VERITAS

Test Report No.: W7L-220503W001RF06



Band4_20MHz_64QAM_HCH_1745MHz_RB_100_0_NTNV





**BUREAU
VERITAS**

Test Report No.: W7L-220503W001RF06

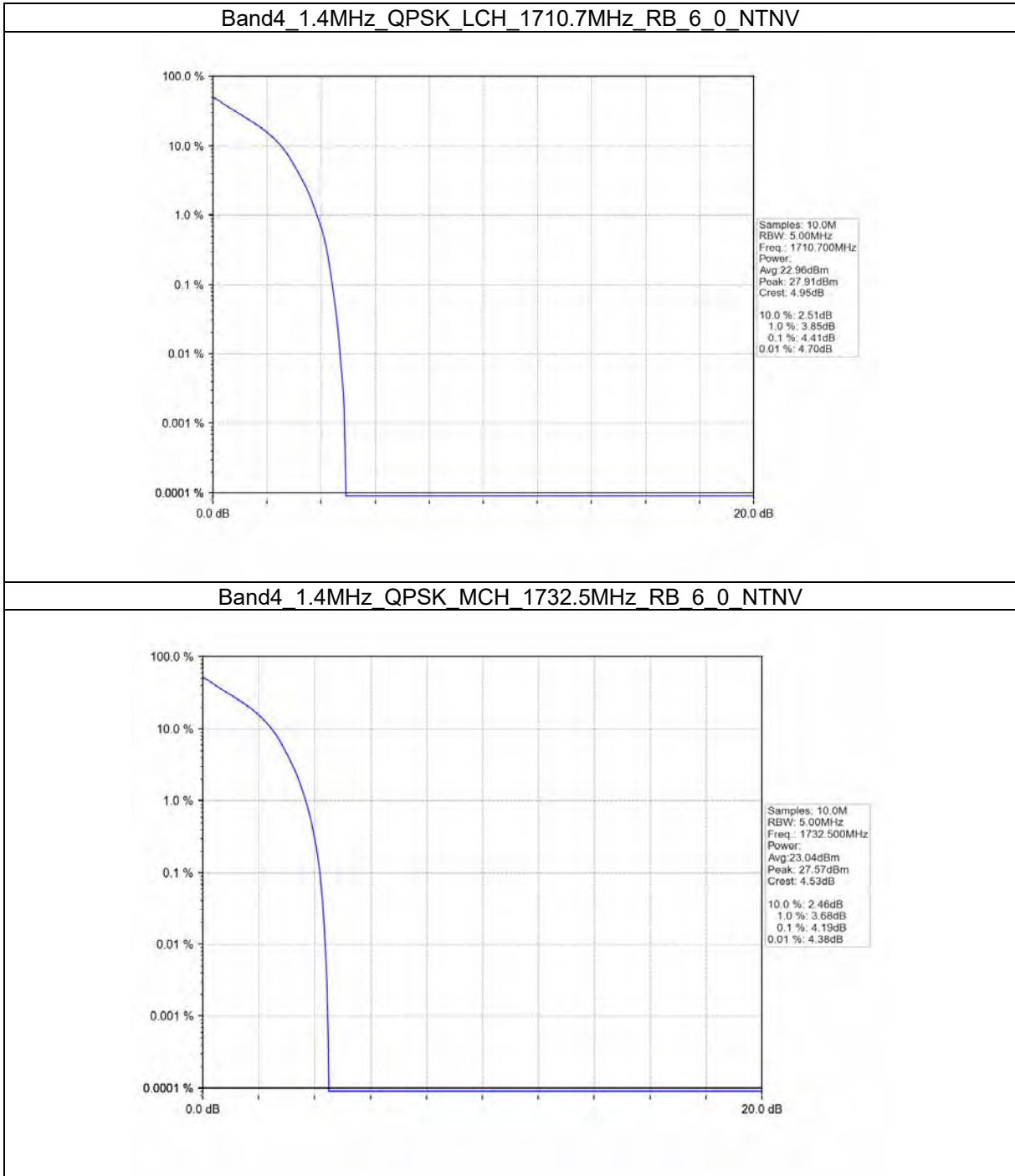
Peak-Average Ratio

B4_1.4MHz

Test Result

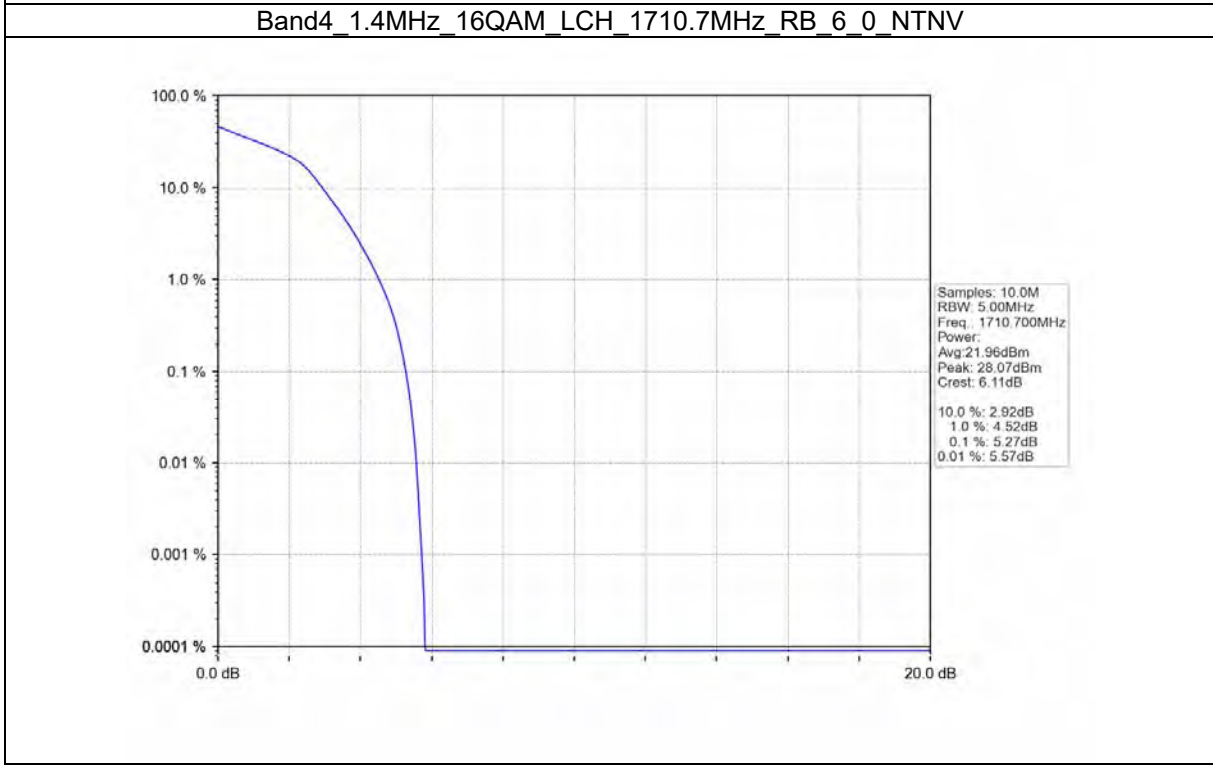
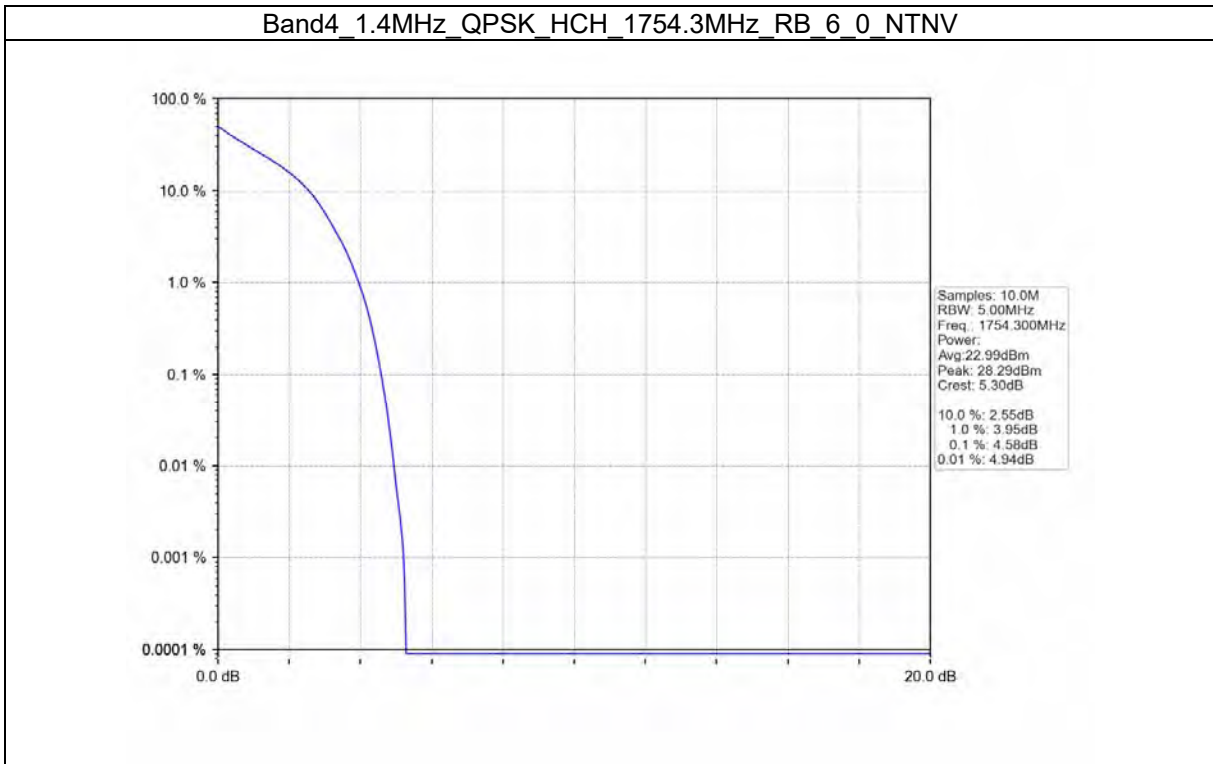
Band: 4 / Bandwidth: 1.4MHz / NTV						
Modulation	Frequency (MHz)	RB Allocation		Peak-Average Ratio (dB)		Verdict
		Size	Offset	Result	Limit	
QPSK	1710.7	6	0	4.41	<=13	Pass
	1732.5	6	0	4.19	<=13	Pass
	1754.3	6	0	4.58	<=13	Pass
16QAM	1710.7	6	0	5.27	<=13	Pass
	1732.5	6	0	5.10	<=13	Pass
	1754.3	6	0	5.41	<=13	Pass
64QAM	1710.7	6	0	5.67	<=13	Pass
	1732.5	6	0	5.80	<=13	Pass
	1754.3	6	0	5.99	<=13	Pass

Test Graph





Test Report No.: W7L-220503W001RF06

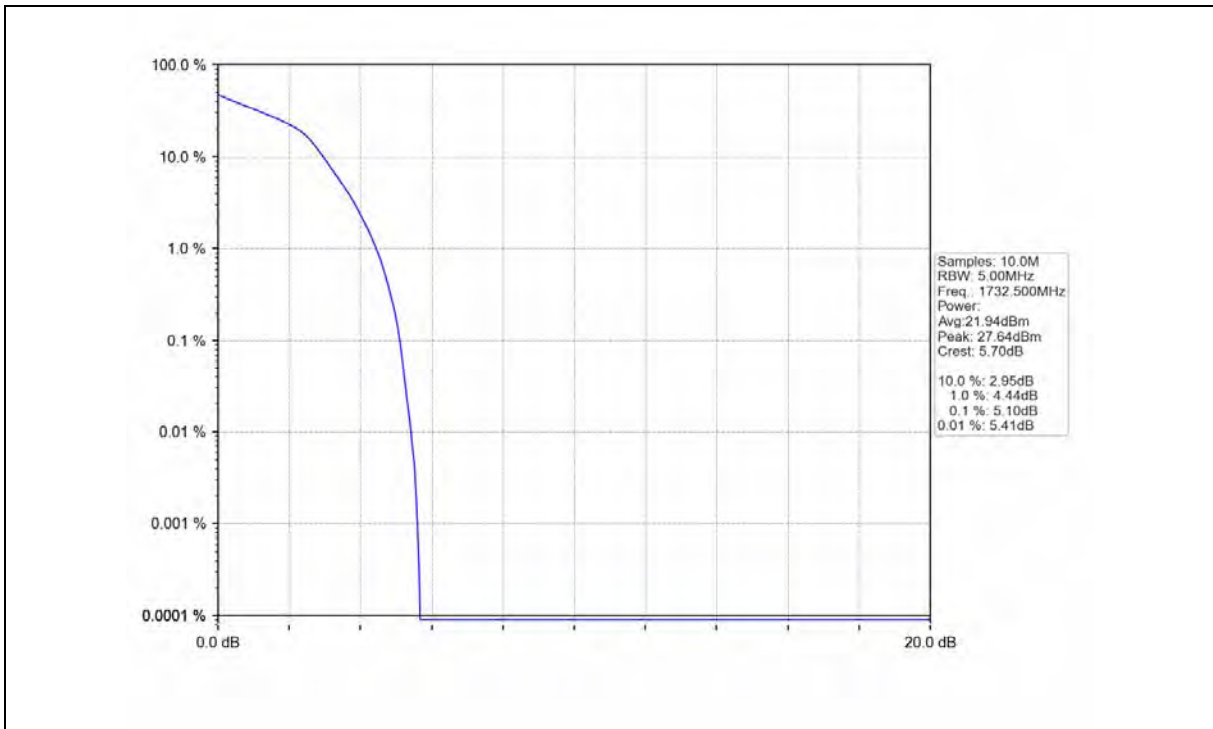


Band4_1.4MHz_16QAM_MCH_1732.5MHz_RB_6_0_NTNV

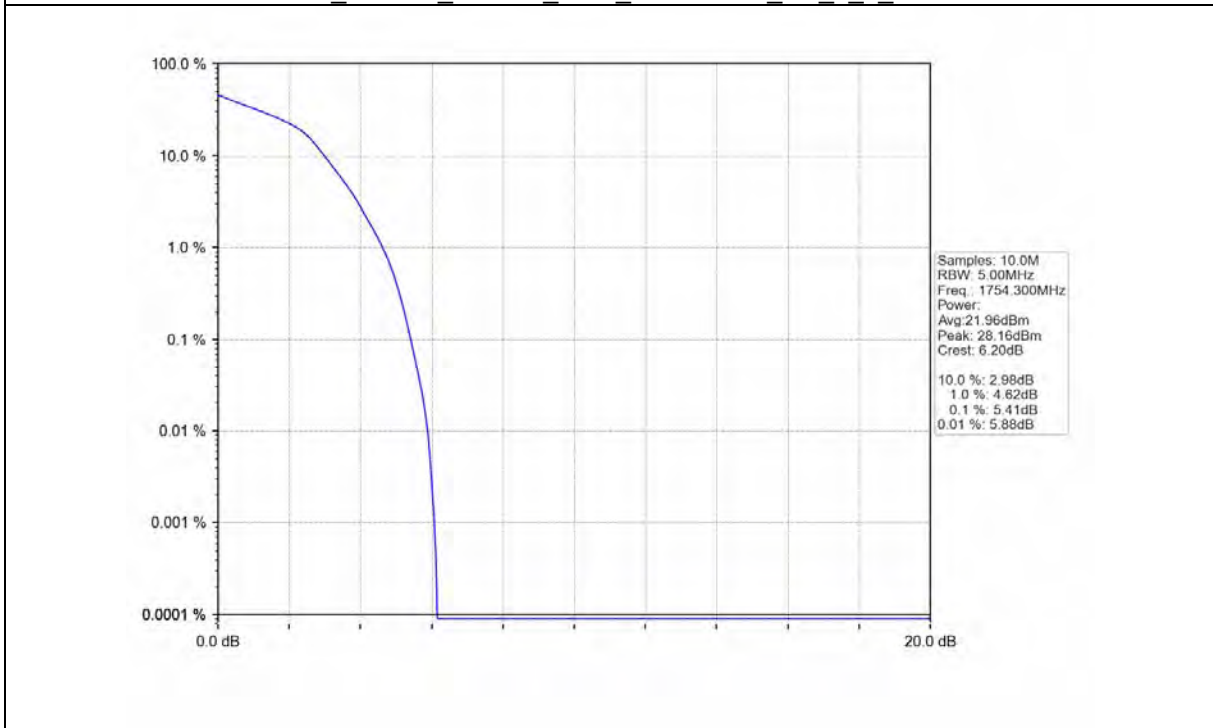


BUREAU
VERITAS

Test Report No.: W7L-220503W001RF06



Band4_1.4MHz_16QAM_HCH_1754.3MHz_RB_6_0_NTNV

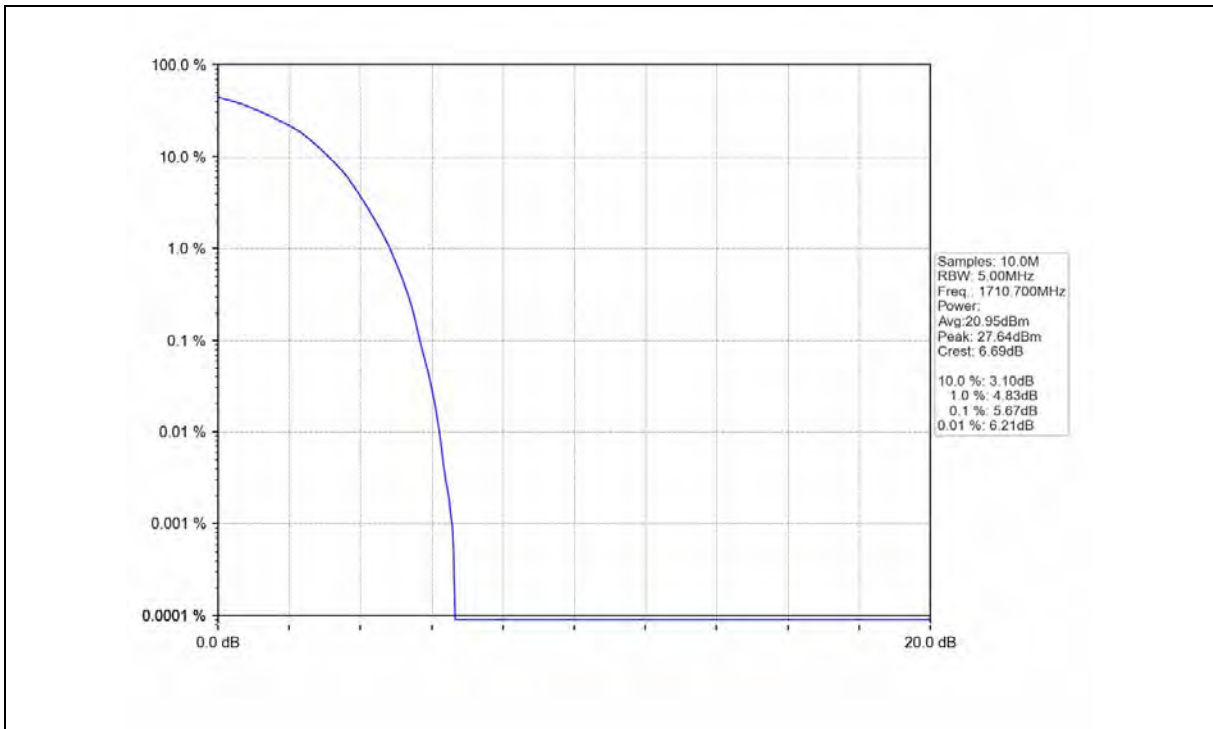


Band4_1.4MHz_64QAM_LCH_1710.7MHz_RB_6_0_NTNV

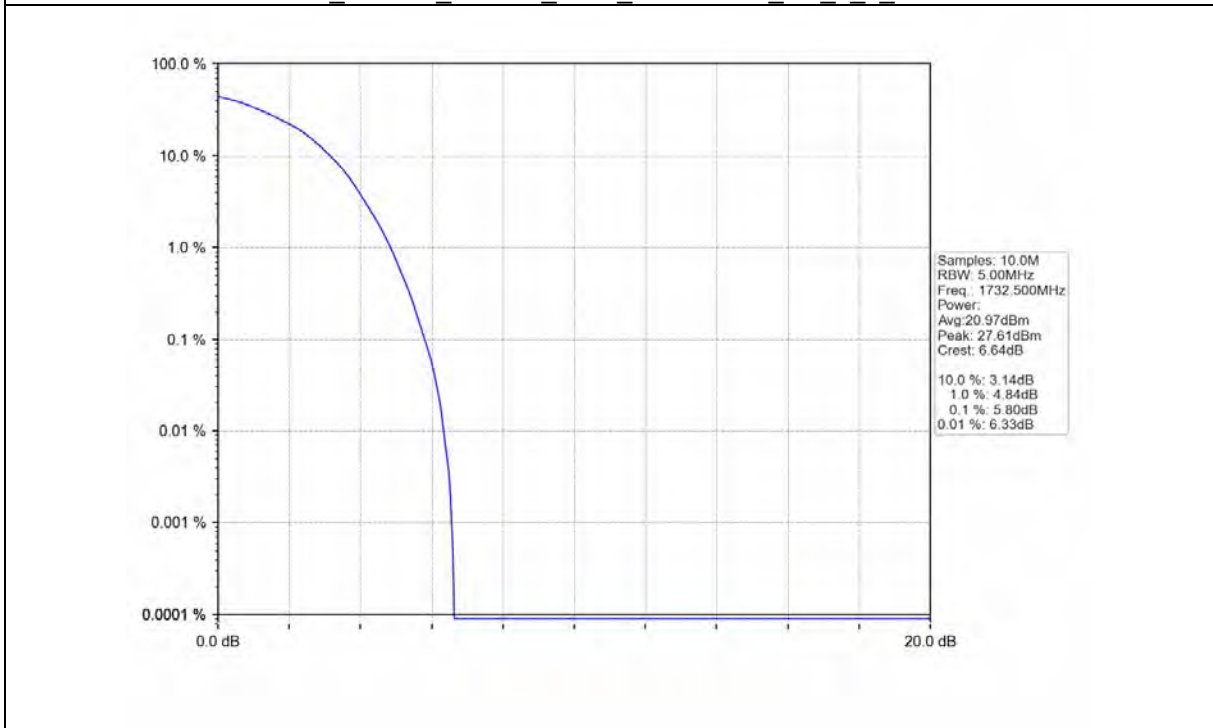


BUREAU VERITAS

Test Report No.: W7L-220503W001RF06



Band4_1.4MHz_64QAM_MCH_1732.5MHz_RB_6_0_NTNV

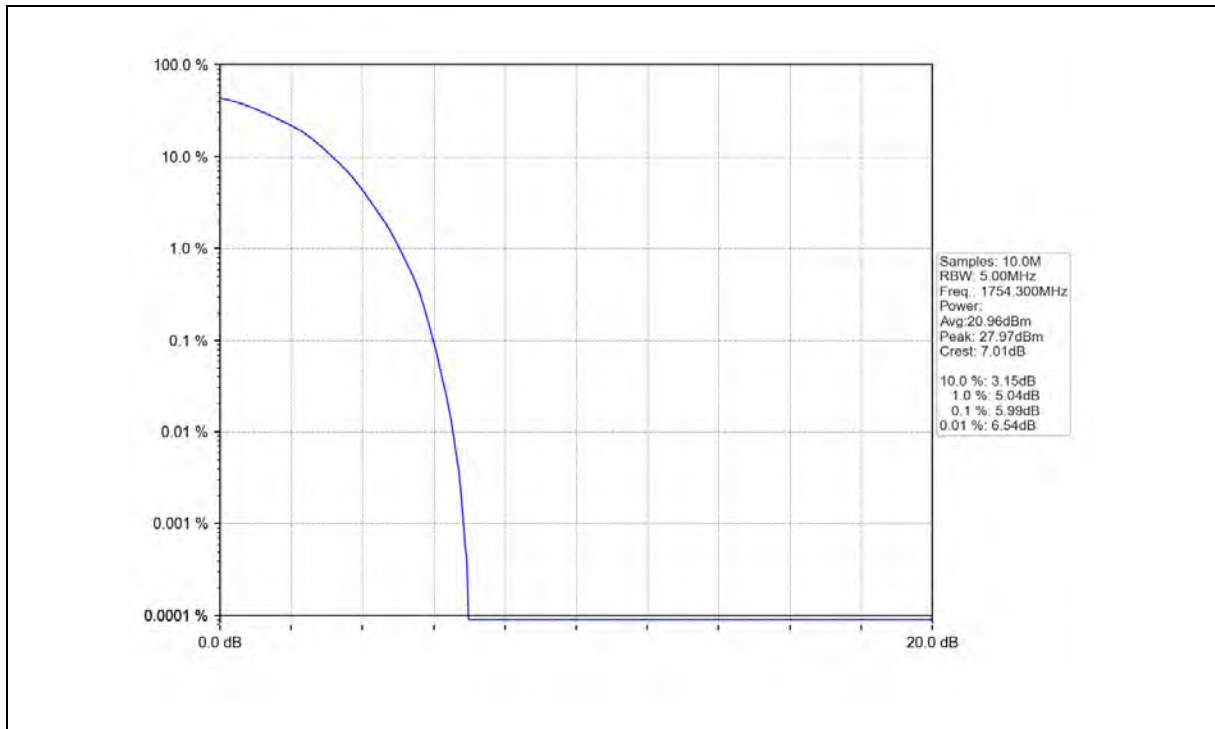


Band4_1.4MHz_64QAM_HCH_1754.3MHz_RB_6_0_NTNV



BUREAU
VERITAS

Test Report No.: W7L-220503W001RF06





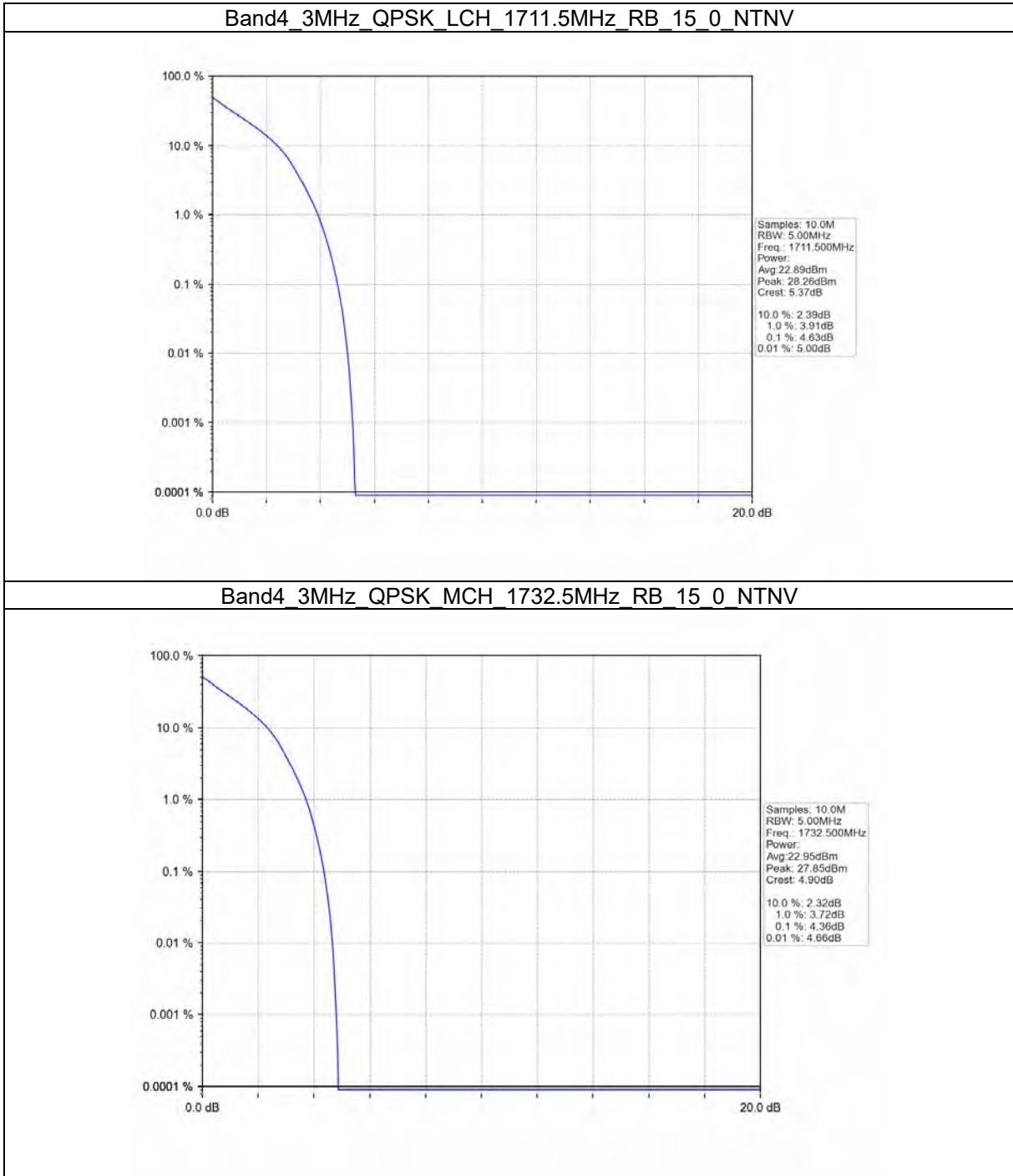
Test Report No.: W7L-220503W001RF06

4.2 B4_3MHz

4.2.1 Test Result

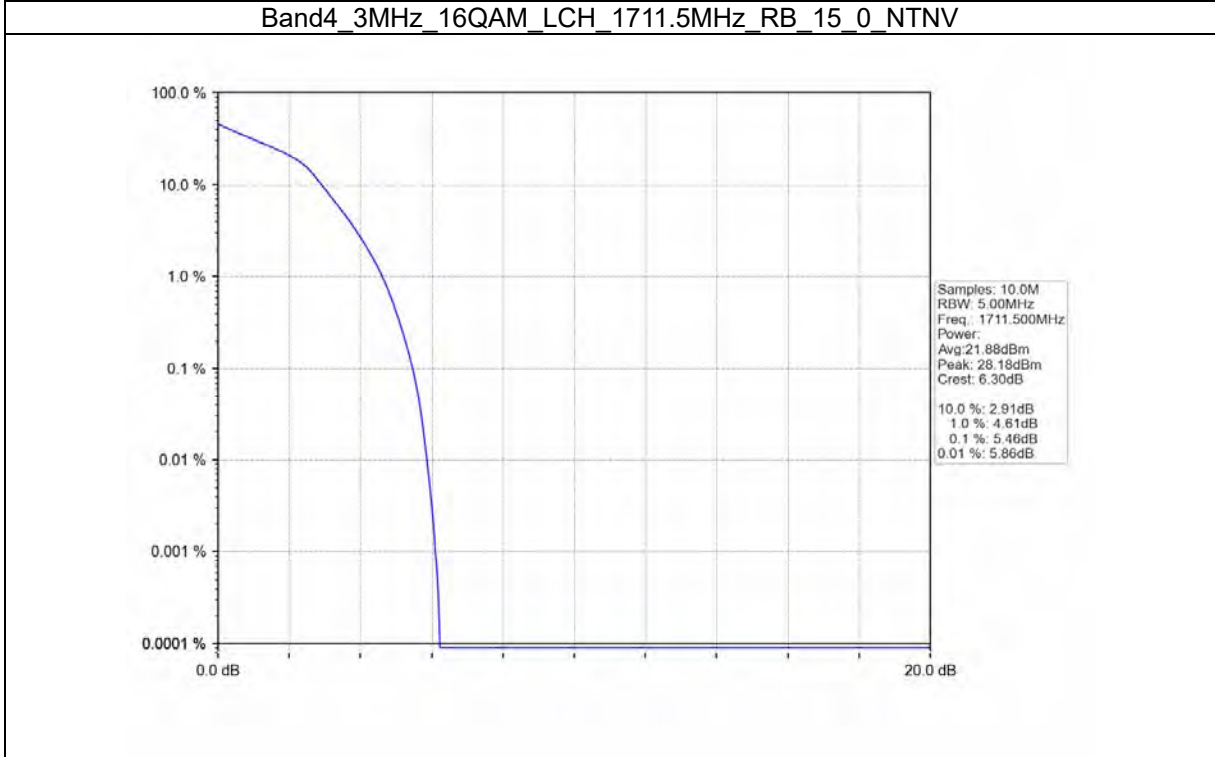
Band: 4 / Bandwidth: 3MHz / NTN						
Modulation	Frequency (MHz)	RB Allocation		Peak-Average Ratio (dB)		Verdict
		Size	Offset	Result	Limit	
QPSK	1711.5	15	0	4.63	<=13	Pass
	1732.5	15	0	4.36	<=13	Pass
	1753.5	15	0	4.75	<=13	Pass
16QAM	1711.5	15	0	5.46	<=13	Pass
	1732.5	15	0	5.27	<=13	Pass
	1753.5	15	0	5.59	<=13	Pass
64QAM	1711.5	15	0	5.97	<=13	Pass
	1732.5	15	0	5.74	<=13	Pass
	1753.5	15	0	6.15	<=13	Pass

Test Graph





Test Report No.: W7L-220503W001RF06

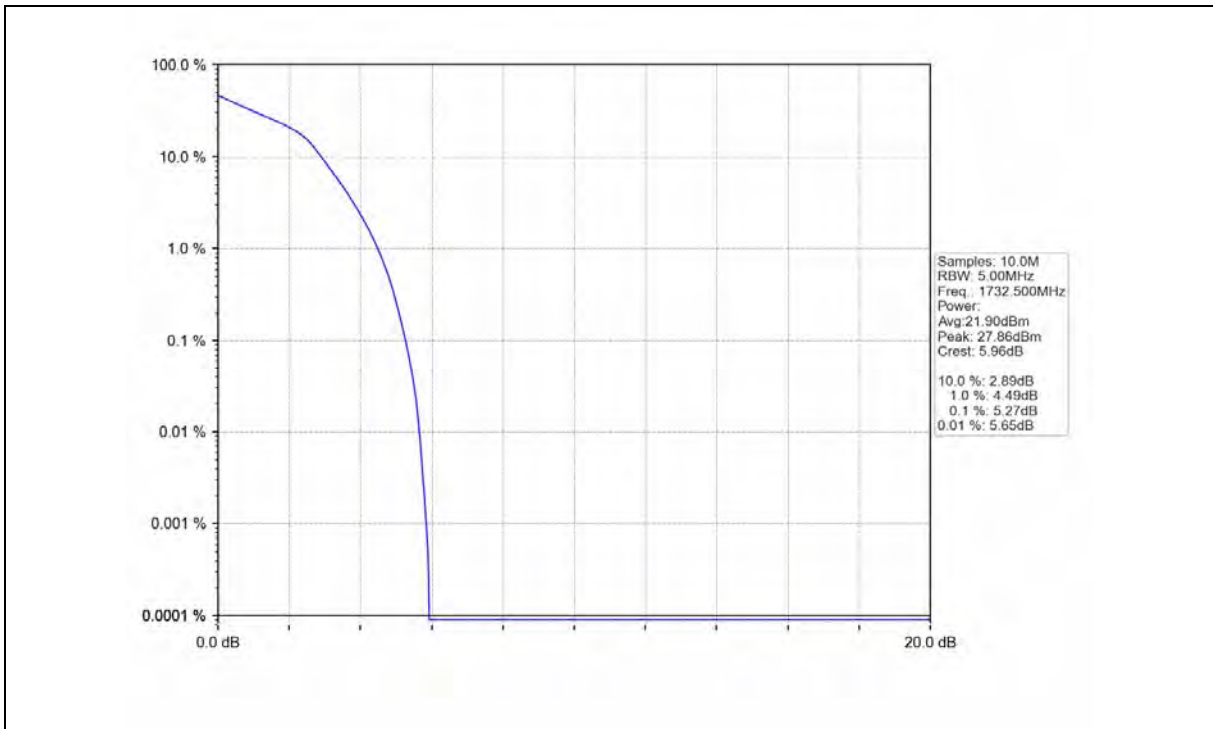


Band4_3MHz_16QAM_MCH_1732.5MHz_RB_15_0_NTNV

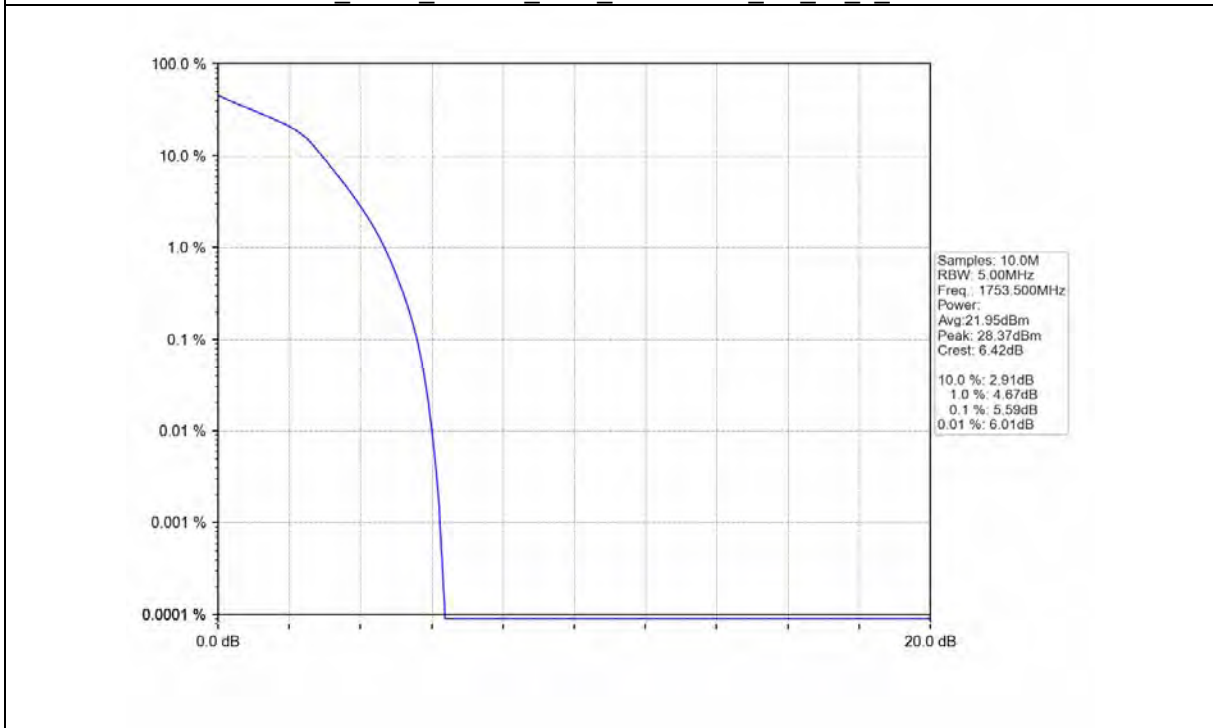


BUREAU
VERITAS

Test Report No.: W7L-220503W001RF06



Band4_3MHz_16QAM_HCH_1753.5MHz_RB_15_0 NTNv

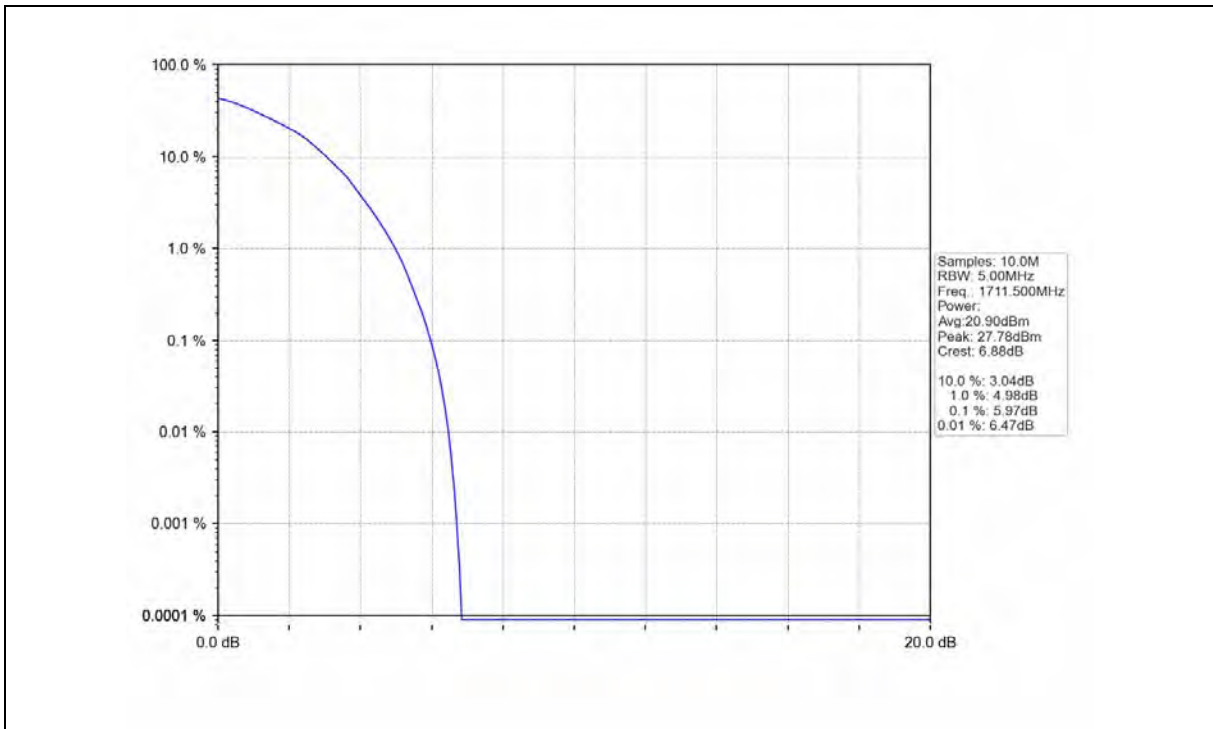


Band4_3MHz_64QAM_LCH_1711.5MHz_RB_15_0 NTNv

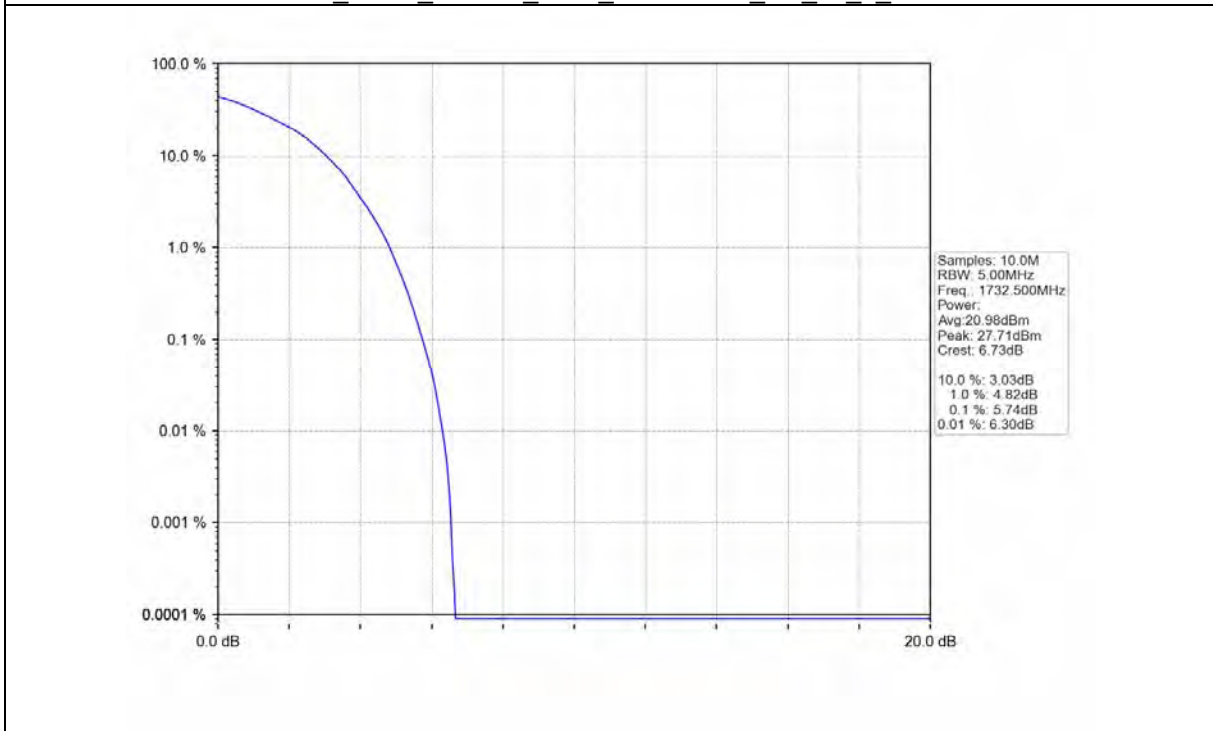


BUREAU VERITAS

Test Report No.: W7L-220503W001RF06



Band4_3MHz_64QAM_MCH_1711.500MHz_RB_15_0 NTNv

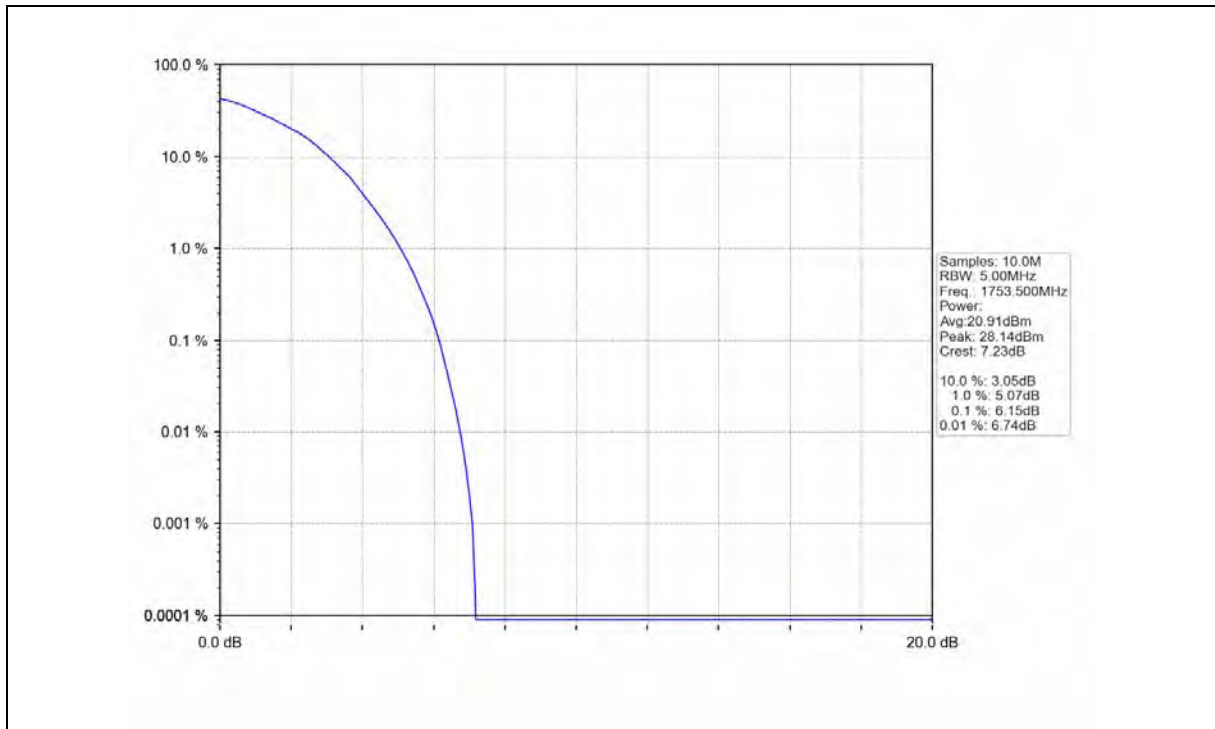


Band4_3MHz_64QAM_HCH_1732.500MHz_RB_15_0 NTNv



BUREAU
VERITAS

Test Report No.: W7L-220503W001RF06





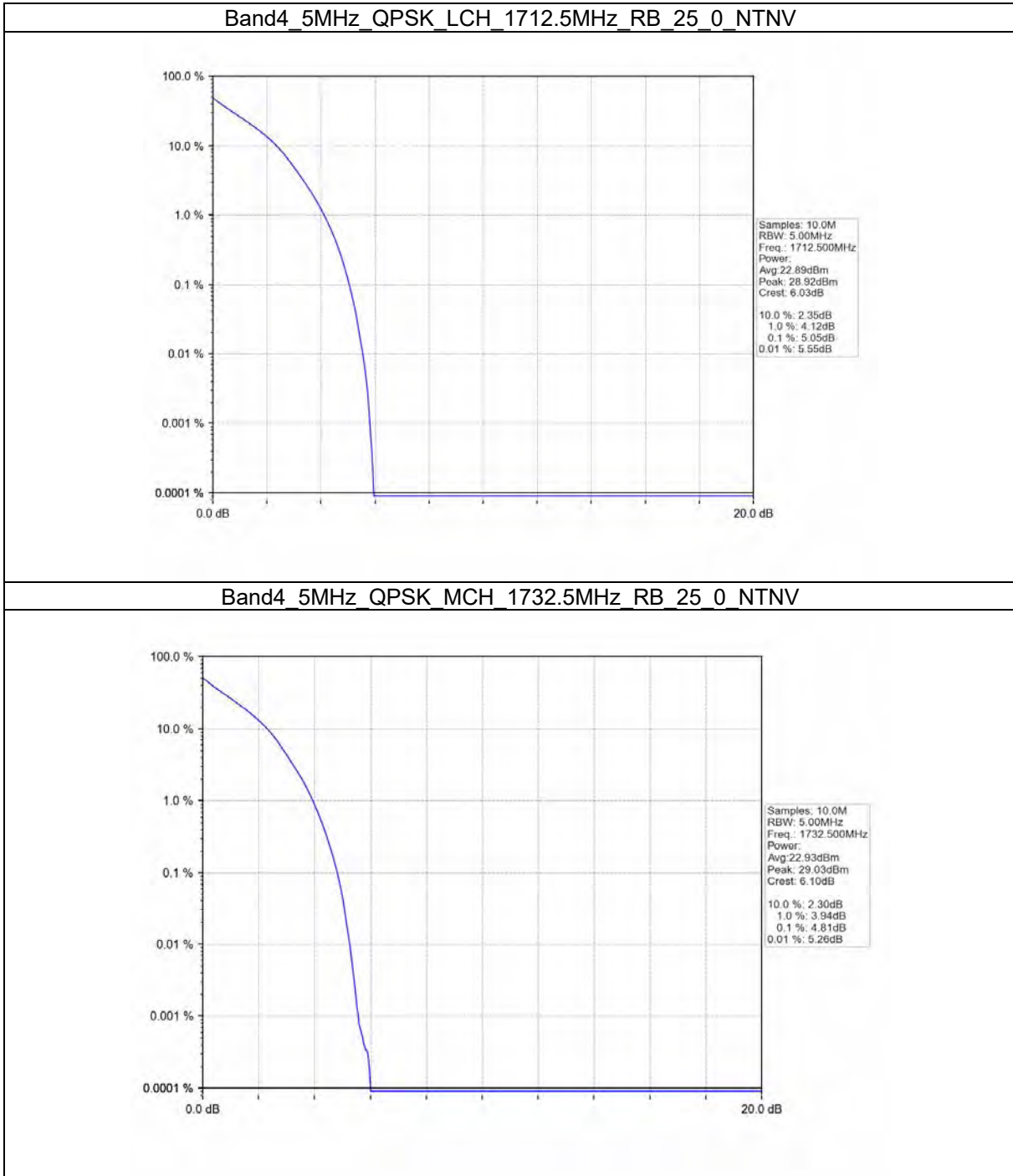
Test Report No.: W7L-220503W001RF06

B4_5MHz

Test Result

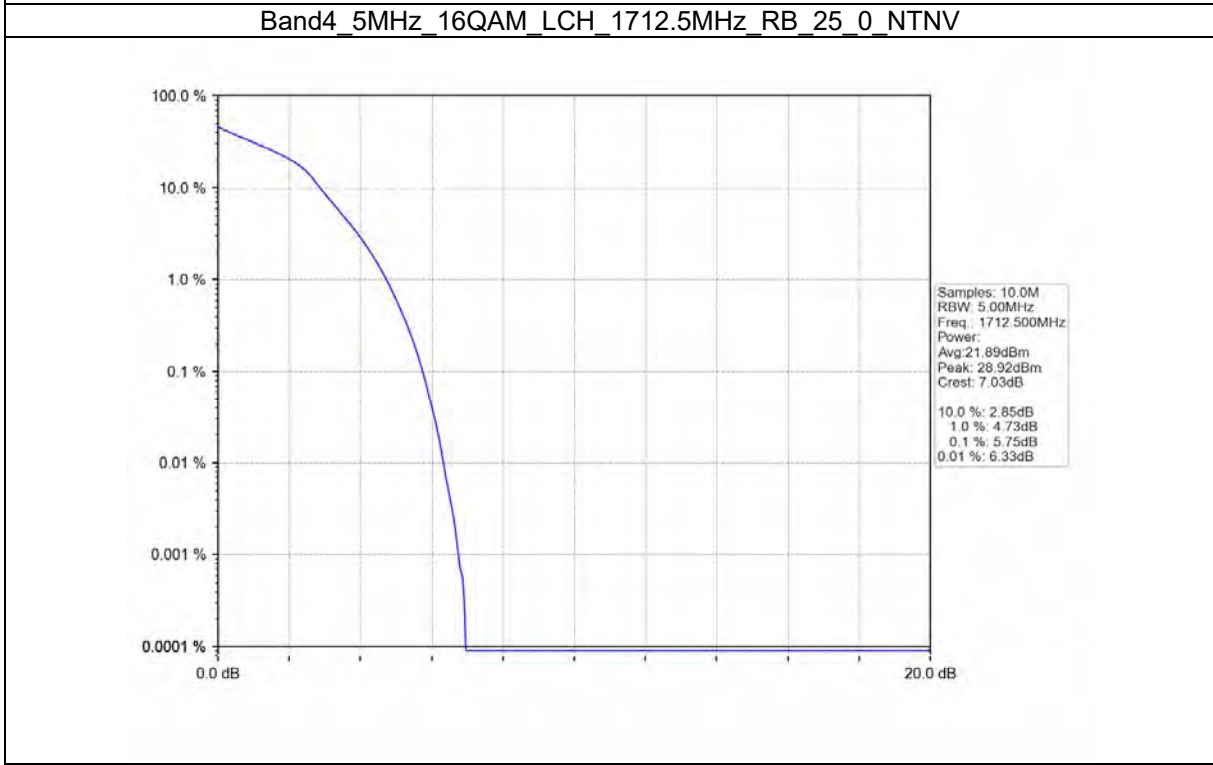
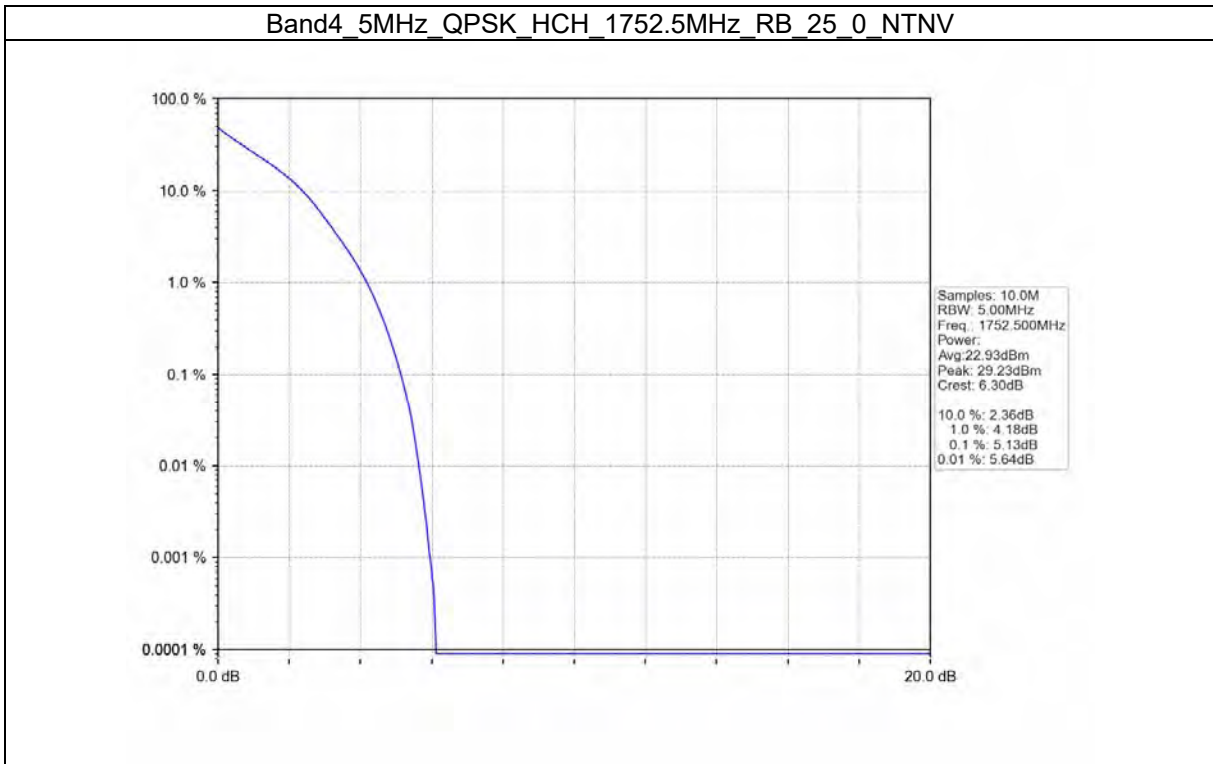
Band: 4 / Bandwidth: 5MHz / NTN						
Modulation	Frequency (MHz)	RB Allocation		Peak-Average Ratio (dB)		Verdict
		Size	Offset	Result	Limit	
QPSK	1712.5	25	0	5.05	<=13	Pass
	1732.5	25	0	4.81	<=13	Pass
	1752.5	25	0	5.13	<=13	Pass
16QAM	1712.5	25	0	5.75	<=13	Pass
	1732.5	25	0	5.54	<=13	Pass
	1752.5	25	0	5.89	<=13	Pass
64QAM	1712.5	25	0	6.11	<=13	Pass
	1732.5	25	0	5.98	<=13	Pass
	1752.5	25	0	6.24	<=13	Pass

Test Graph





Test Report No.: W7L-220503W001RF06

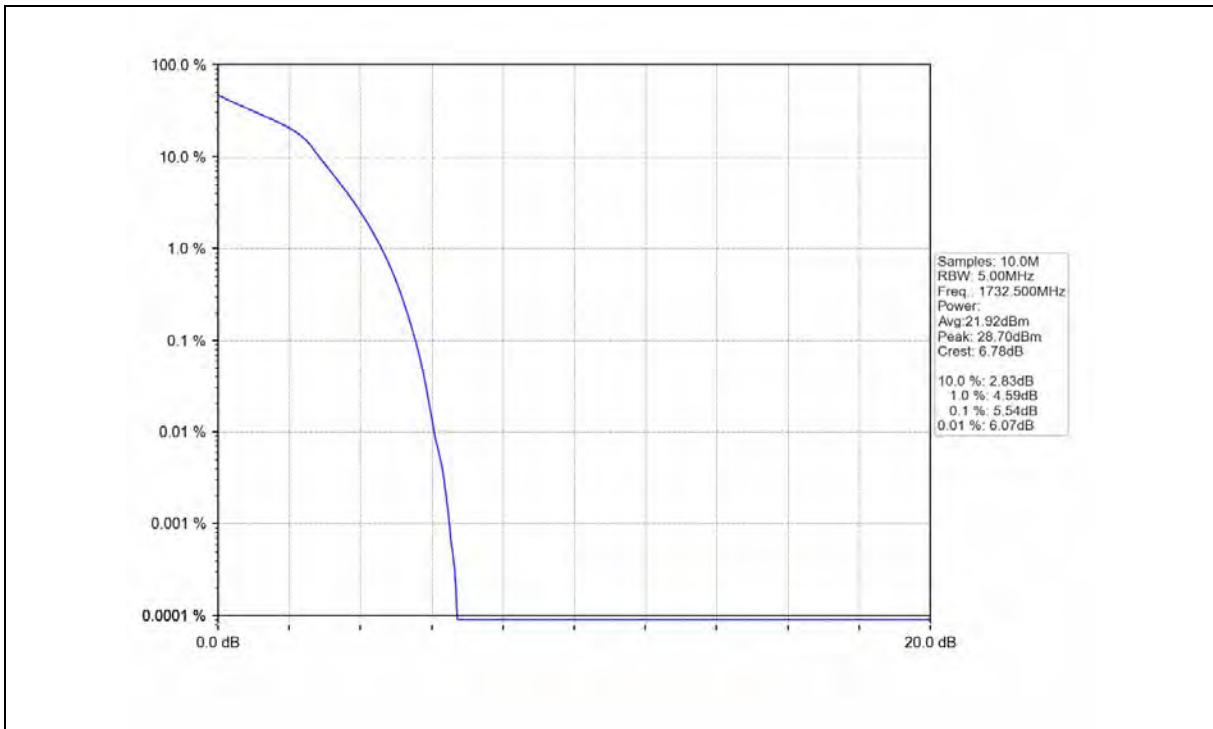


Band4_5MHz_16QAM_MCH_1732.5MHz_RB_25_0_NTNV

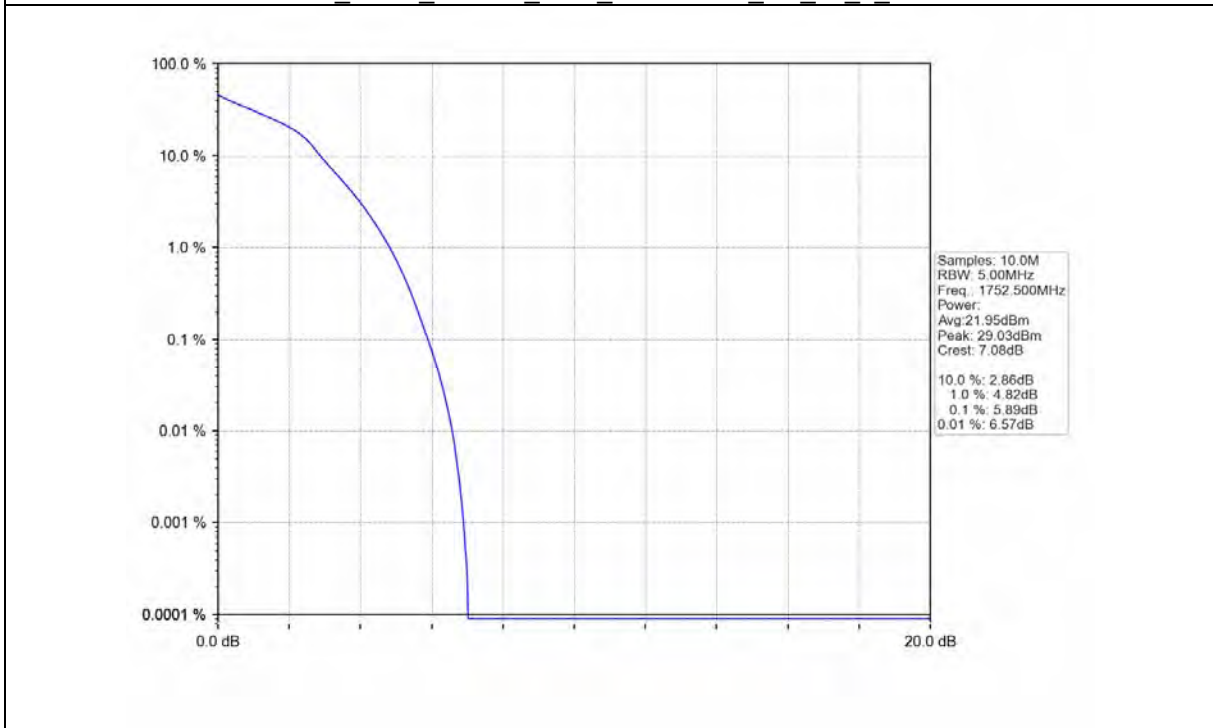


BUREAU VERITAS

Test Report No.: W7L-220503W001RF06



Band4_5MHz_16QAM_HCH_1752.5MHz_RB_25_0_NTNV

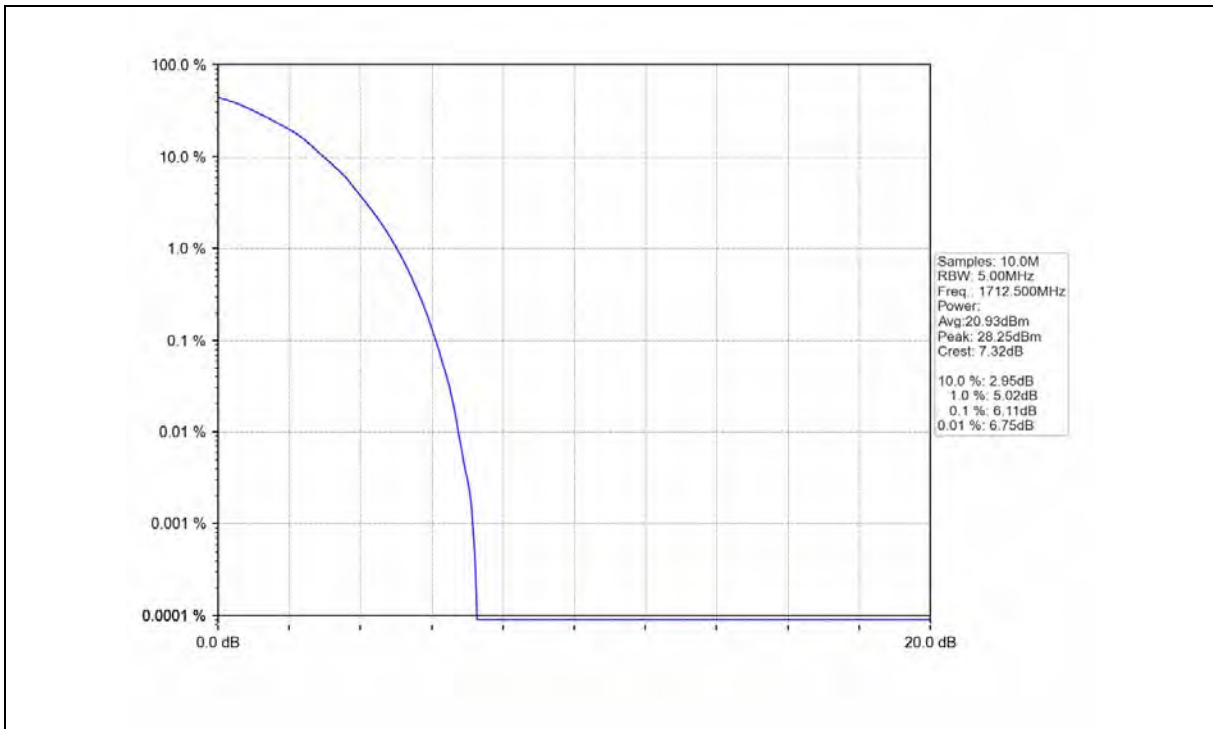


Band4_5MHz_64QAM_LCH_1712.5MHz_RB_25_0_NTNV

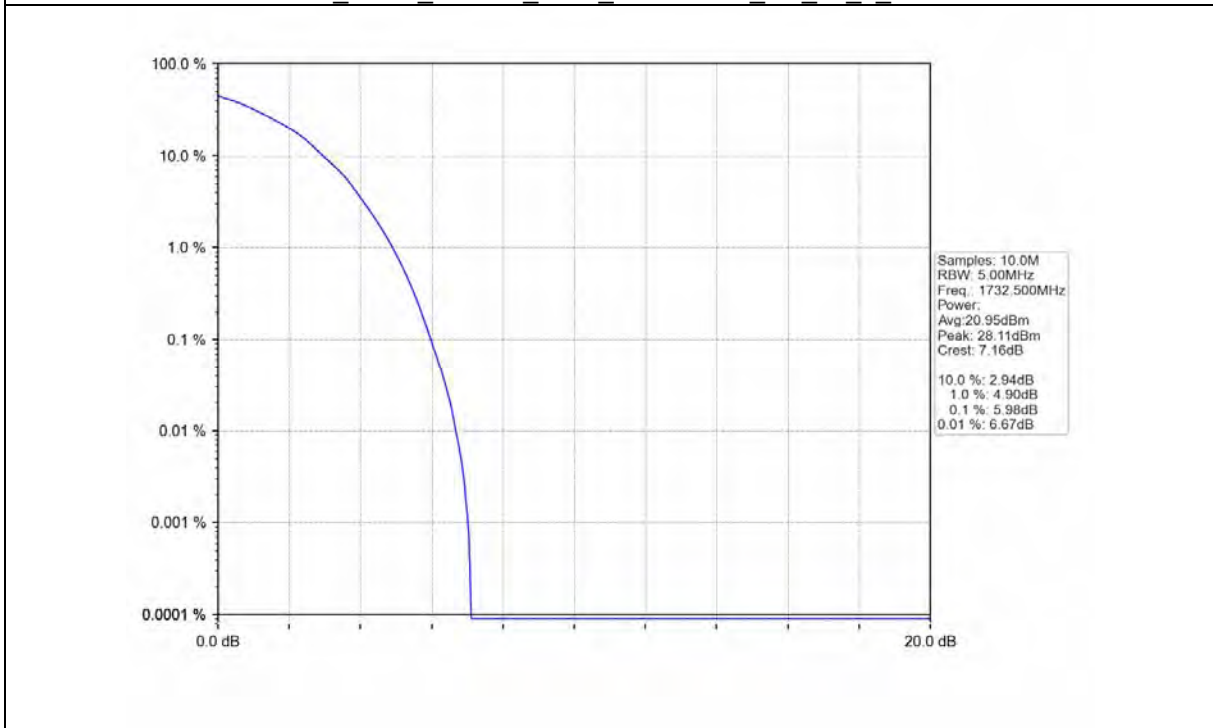


BUREAU
VERITAS

Test Report No.: W7L-220503W001RF06



Band4_5MHz_64QAM_MCH_1712.5MHz_RB_25_0_NTNV

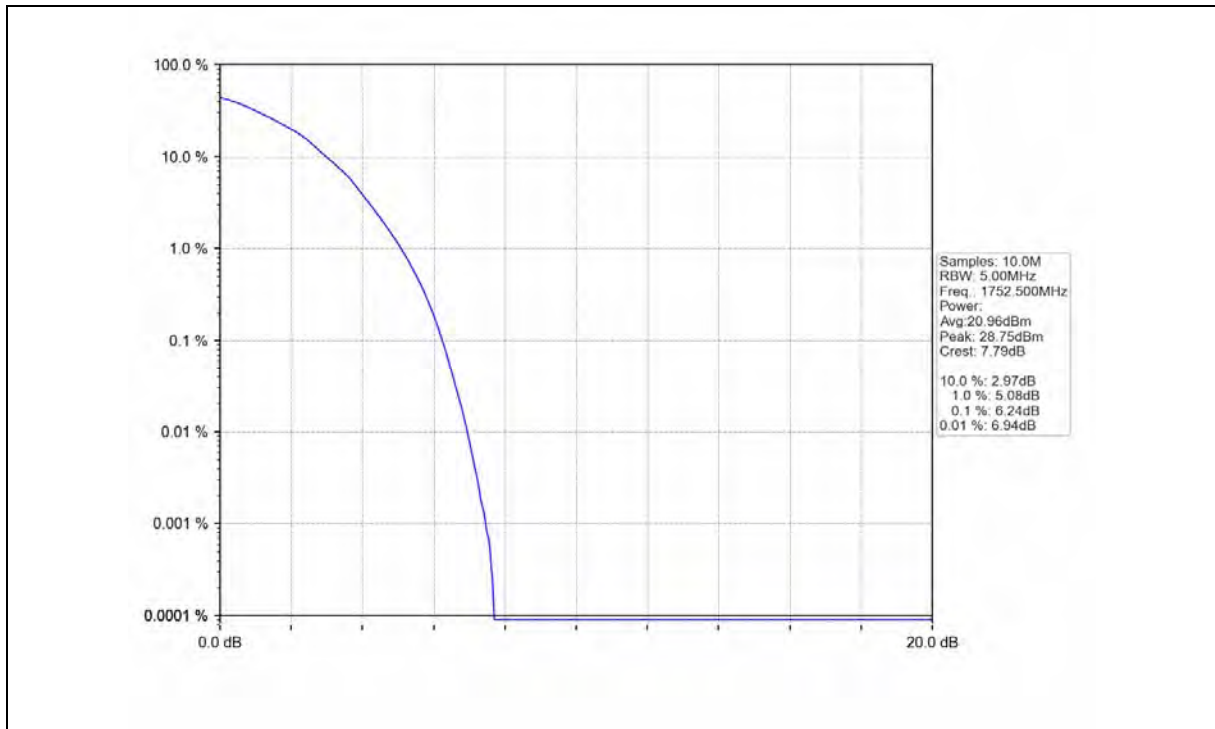


Band4_5MHz_64QAM_HCH_1732.5MHz_RB_25_0_NTNV



BUREAU
VERITAS

Test Report No.: W7L-220503W001RF06





Test Report No.: W7L-220503W001RF06

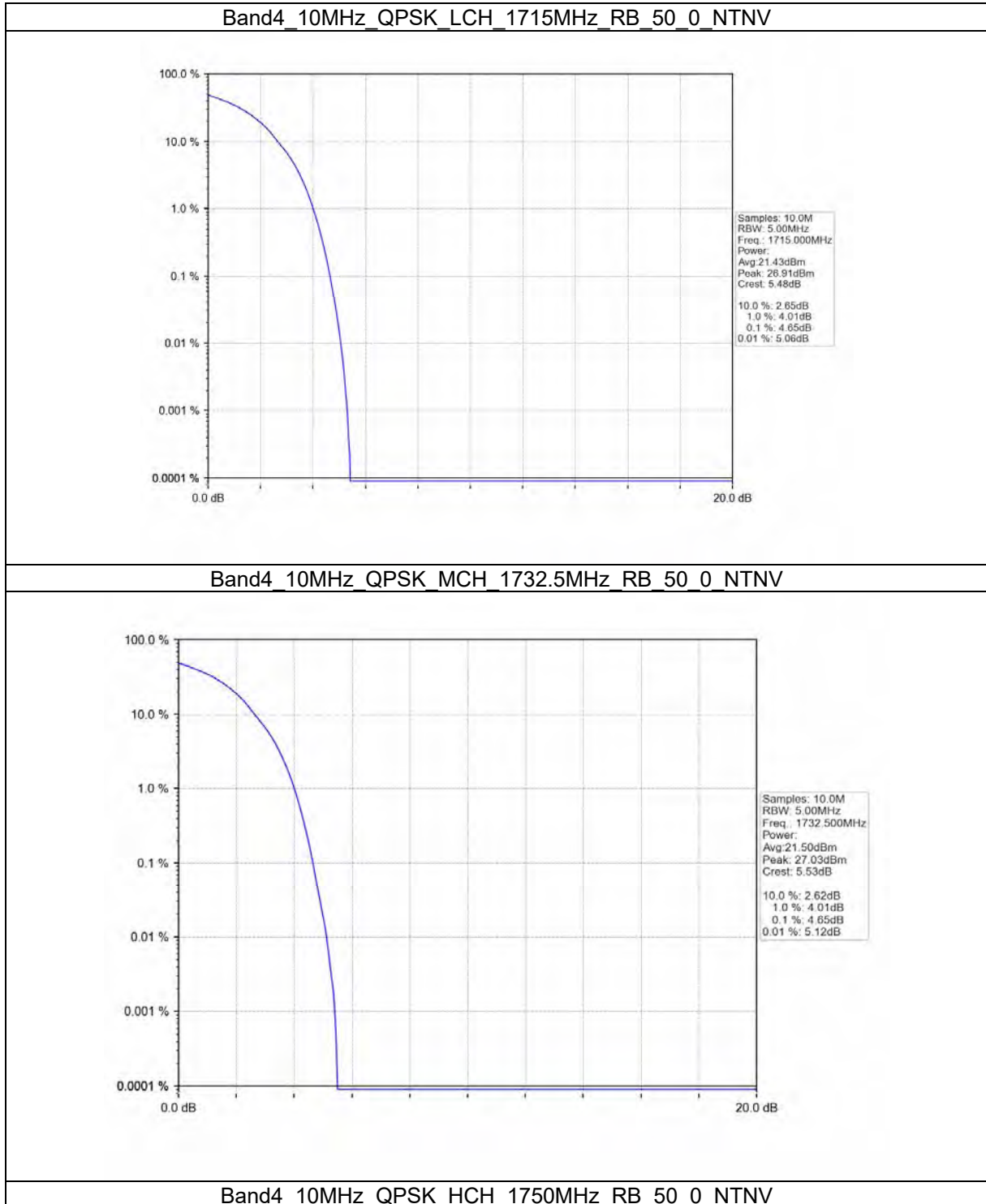
B4_10MHz

Test Result

Band: 4 / Bandwidth: 10MHz / NTV						
Modulation	Frequency (MHz)	RB Allocation		Peak-Average Ratio (dB)		Verdict
		Size	Offset	Result	Limit	
QPSK	1715	50	0	4.65	<=13	Pass
	1732.5	50	0	4.65	<=13	Pass
	1750	50	0	4.62	<=13	Pass
16QAM	1715	50	0	6.00	<=13	Pass
	1732.5	50	0	5.85	<=13	Pass
	1750	50	0	6.02	<=13	Pass
64QAM	1715	50	0	6.30	<=13	Pass
	1732.5	50	0	6.22	<=13	Pass
	1750	50	0	6.32	<=13	Pass



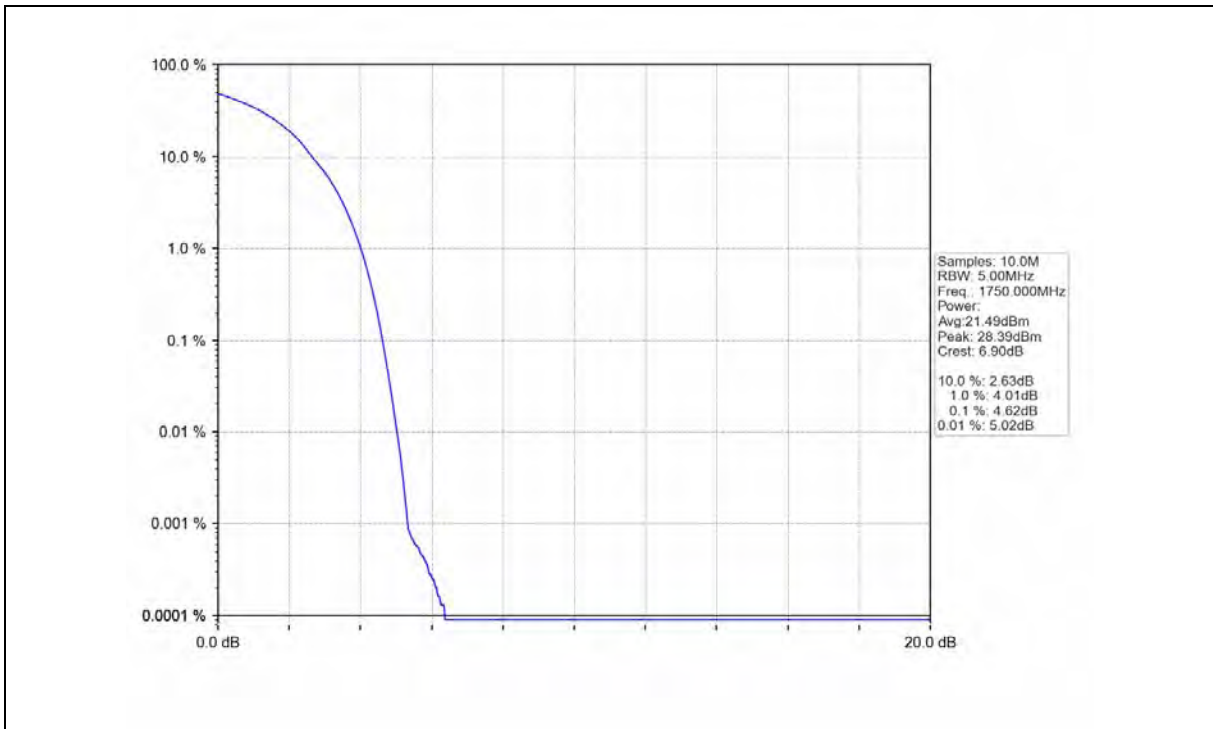
Test Graph



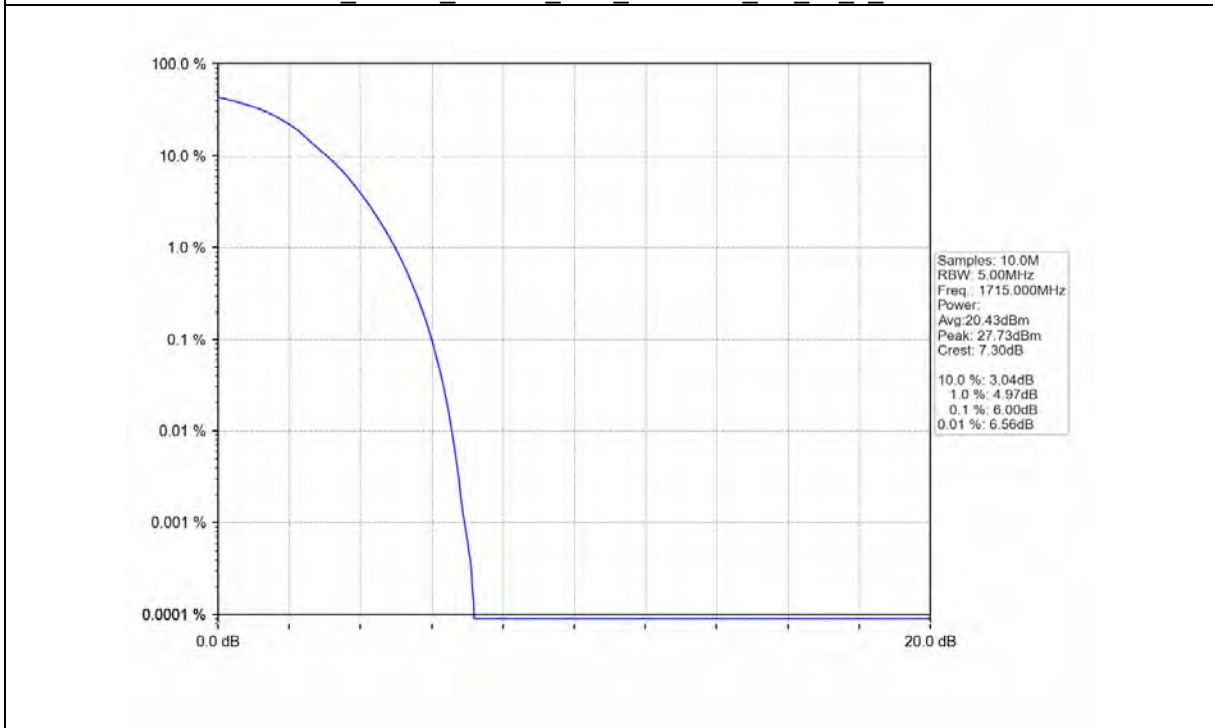


BUREAU
VERITAS

Test Report No.: W7L-220503W001RF06



Band4_10MHz_16QAM_LCH_1715MHz_RB_50_0_NTNV

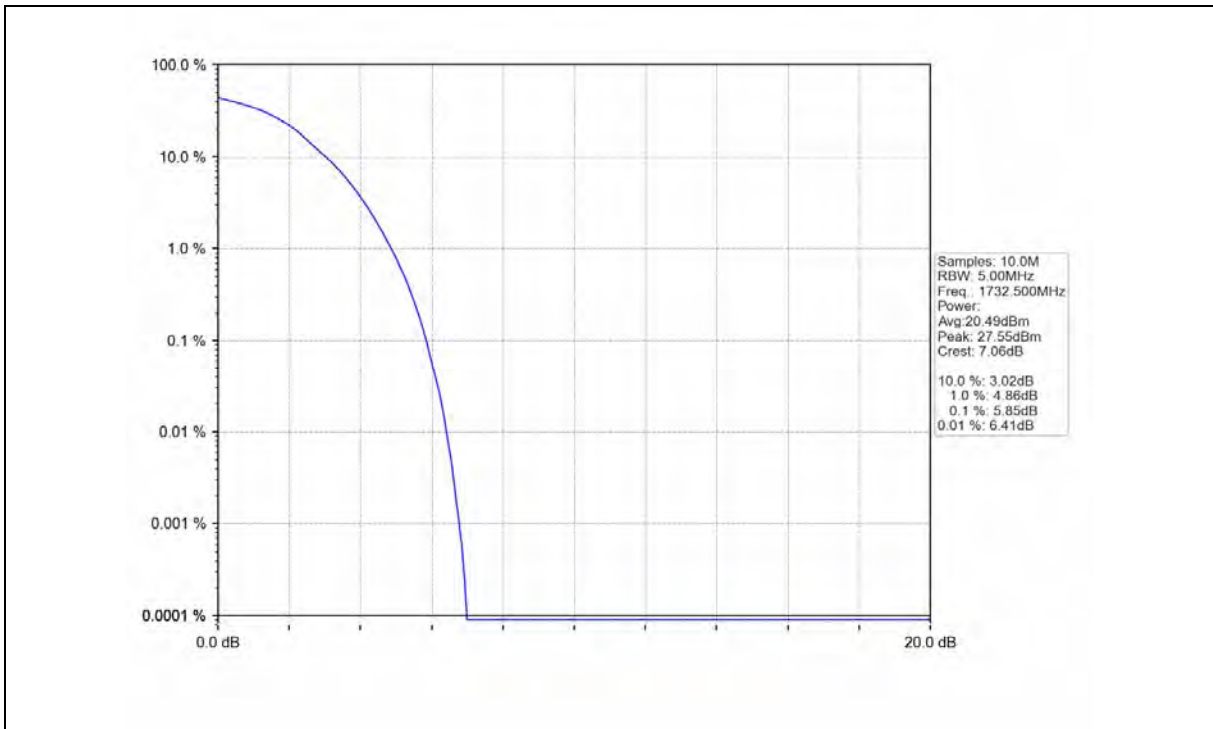


Band4_10MHz_16QAM_MCH_1732.5MHz_RB_50_0_NTNV

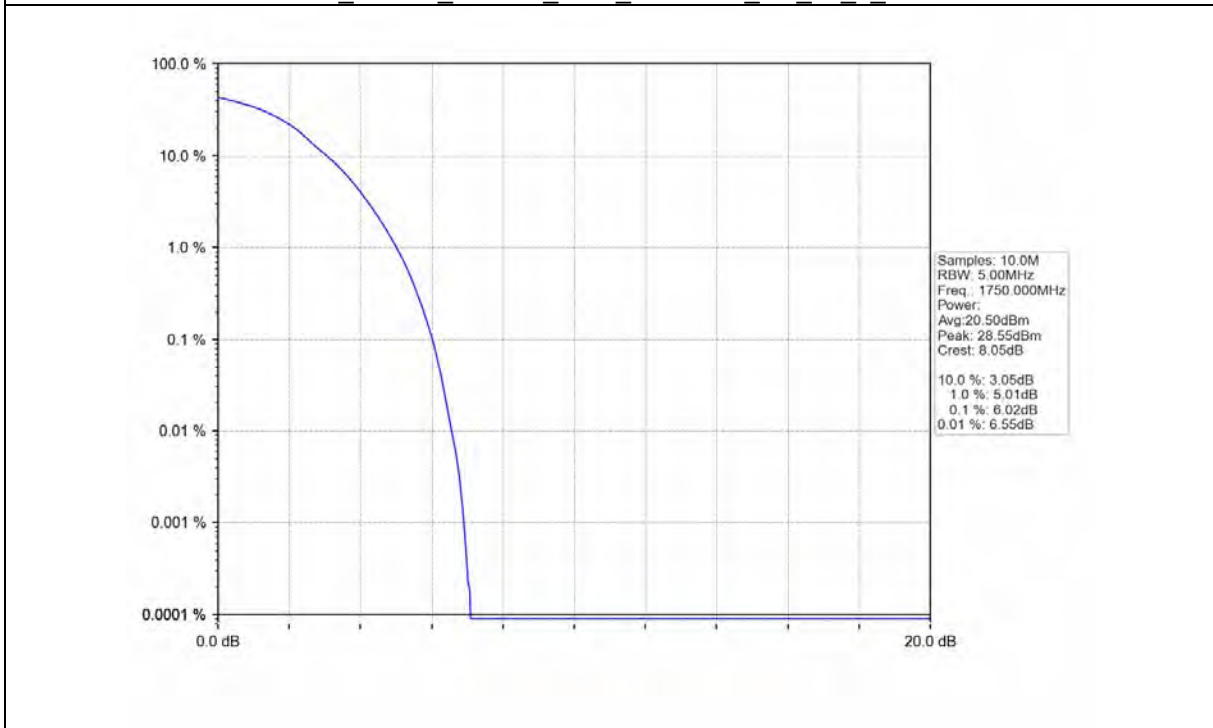


BUREAU
VERITAS

Test Report No.: W7L-220503W001RF06



Band4_10MHz_16QAM_HCH_1750MHz_RB_50_0_NTNV

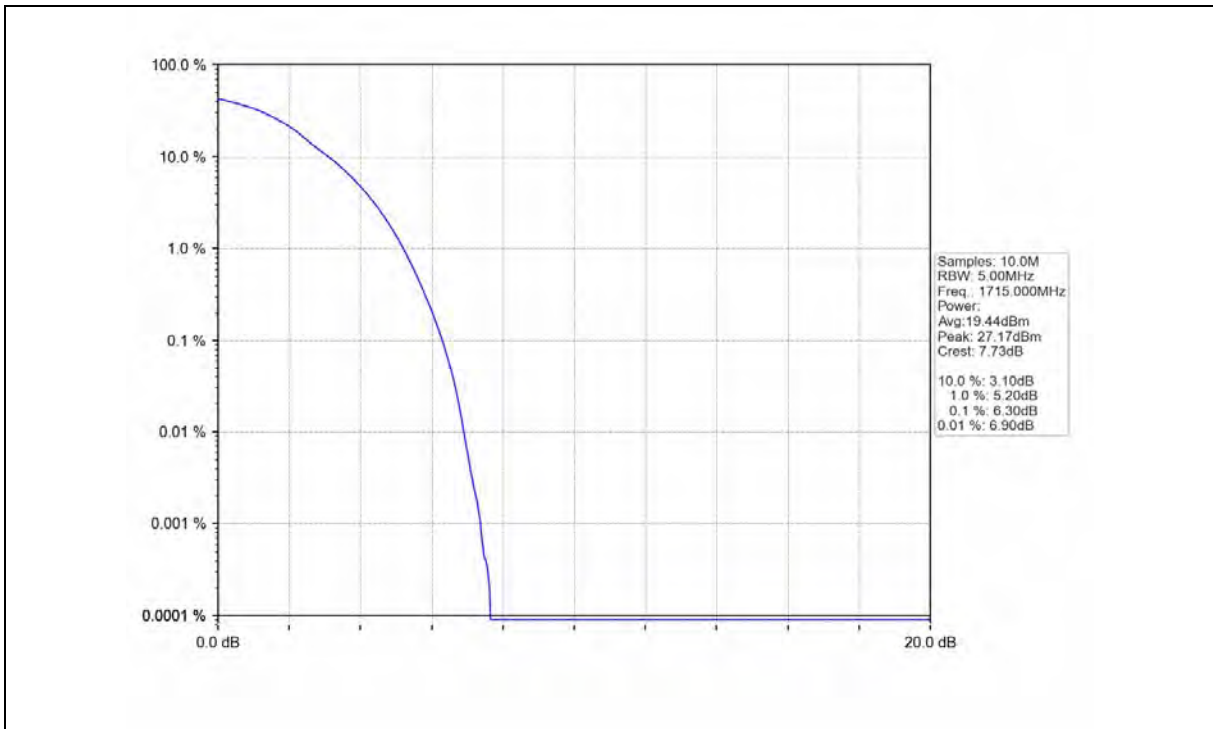


Band4_10MHz_64QAM_LCH_1715MHz_RB_50_0_NTNV

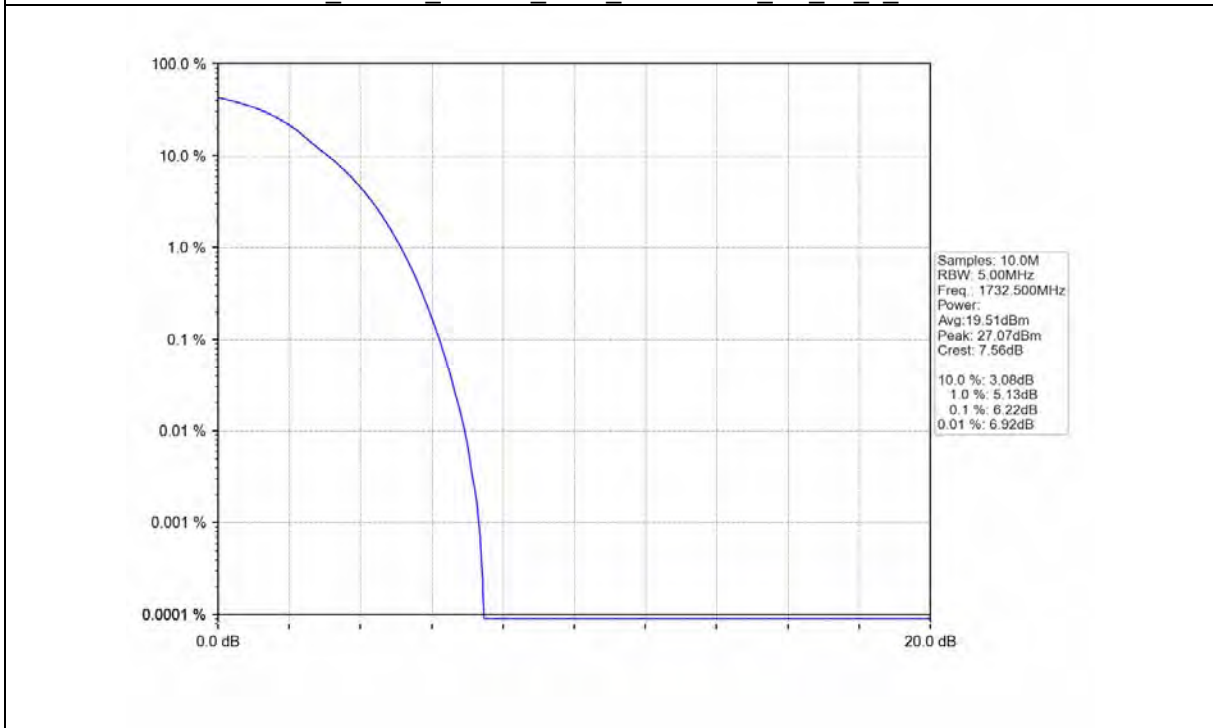


BUREAU
VERITAS

Test Report No.: W7L-220503W001RF06



Band4_10MHz_64QAM_MCH_1732.5MHz_RB_50_0_NTNV

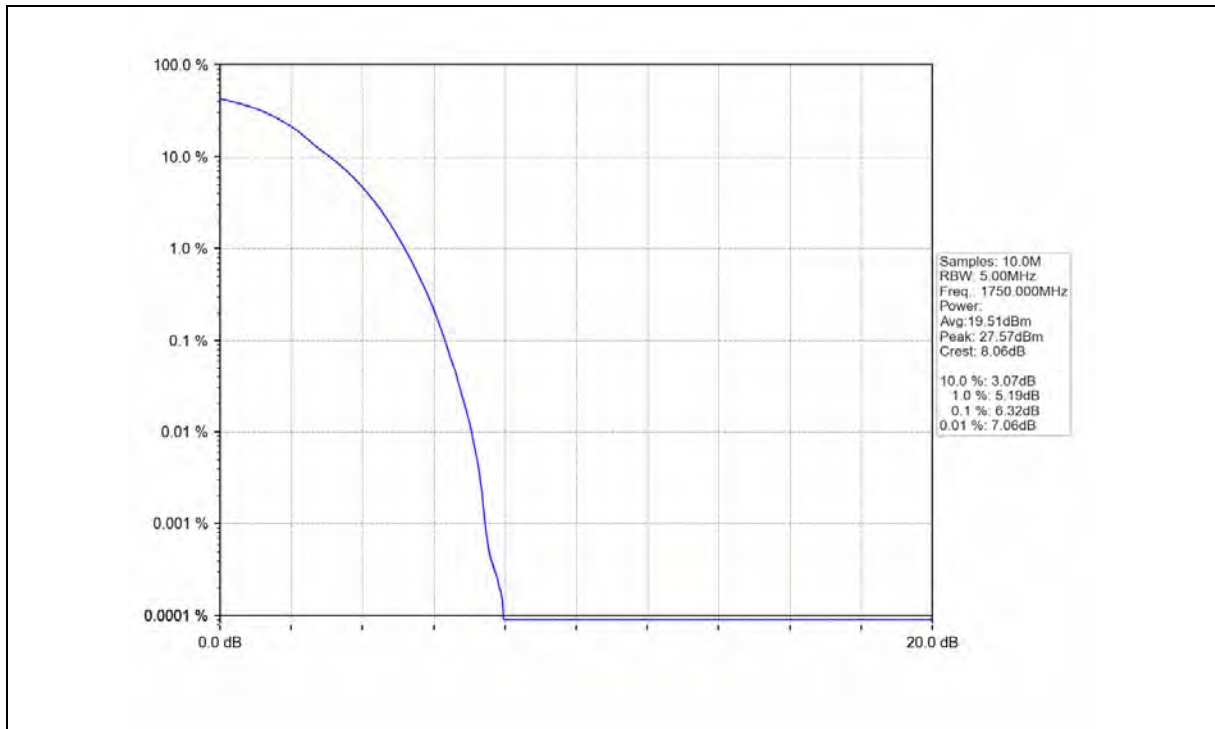


Band4_10MHz_64QAM_HCH_1750MHz_RB_50_0_NTNV



BUREAU
VERITAS

Test Report No.: W7L-220503W001RF06





Test Report No.: W7L-220503W001RF06

B4_15MHz

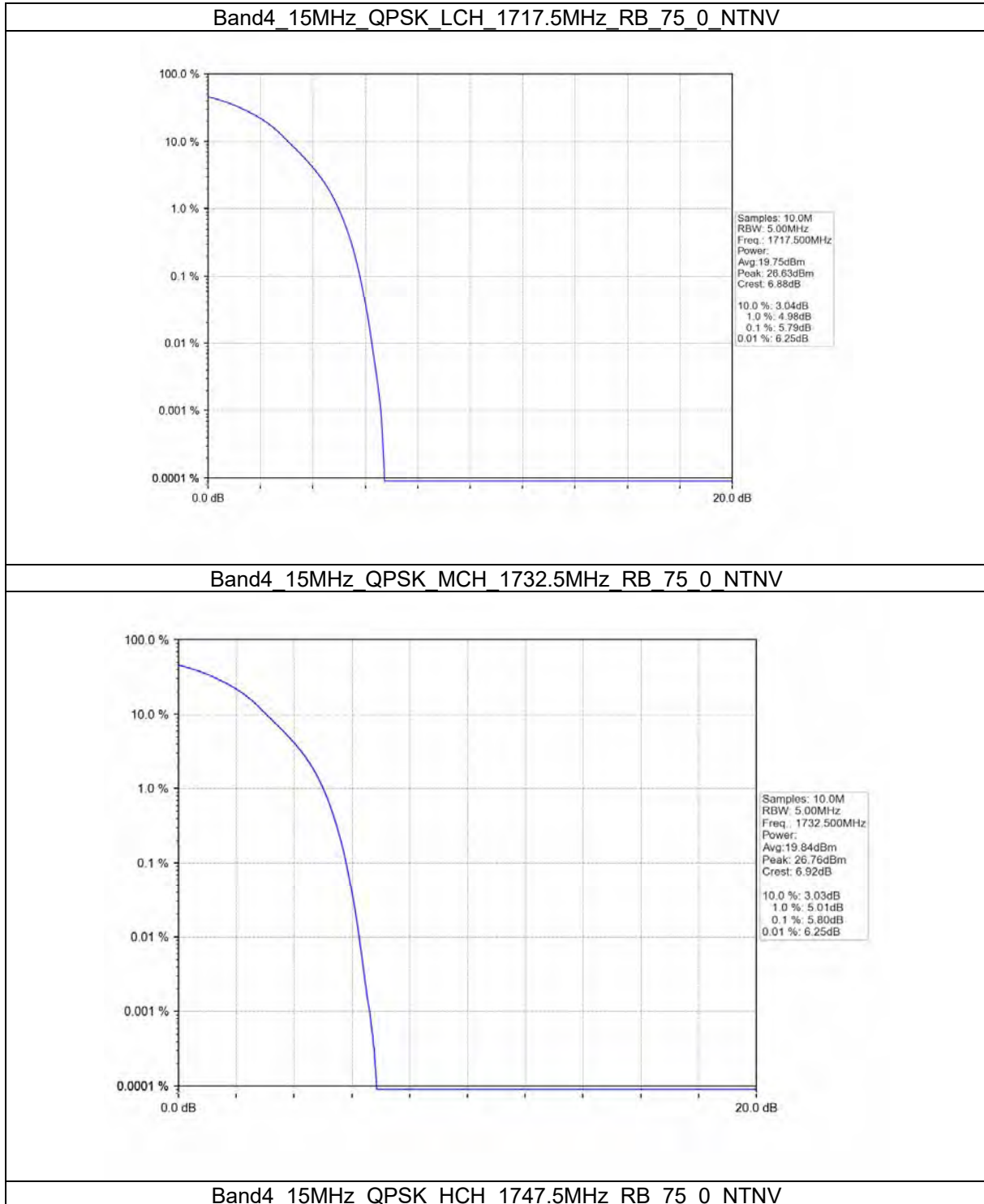
Test Result

Band: 4 / Bandwidth: 15MHz / NTV						
Modulation	Frequency (MHz)	RB Allocation		Peak-Average Ratio (dB)		Verdict
		Size	Offset	Result	Limit	
QPSK	1717.5	75	0	5.79	<=13	Pass
	1732.5	75	0	5.80	<=13	Pass
	1747.5	75	0	5.77	<=13	Pass
16QAM	1717.5	75	0	6.71	<=13	Pass
	1732.5	75	0	6.76	<=13	Pass
	1747.5	75	0	6.81	<=13	Pass
64QAM	1717.5	75	0	6.97	<=13	Pass
	1732.5	75	0	6.90	<=13	Pass
	1747.5	75	0	6.89	<=13	Pass



Test Report No.: W7L-220503W001RF06

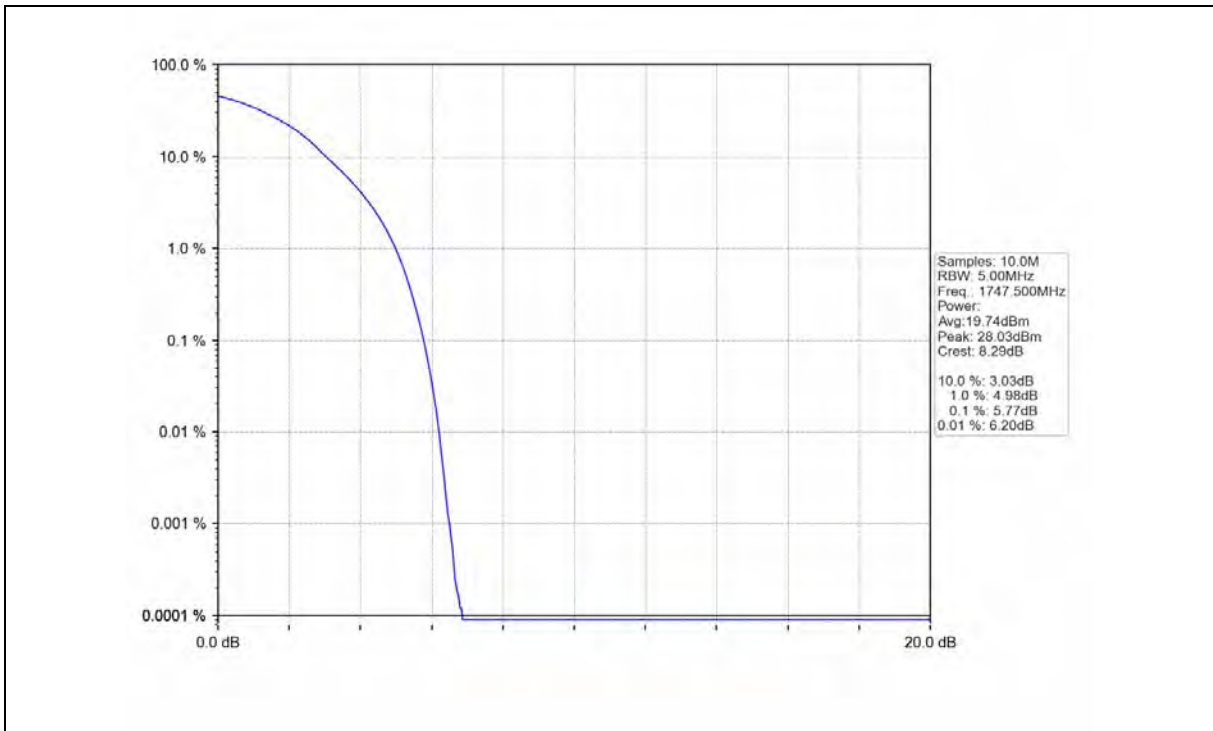
Test Graph



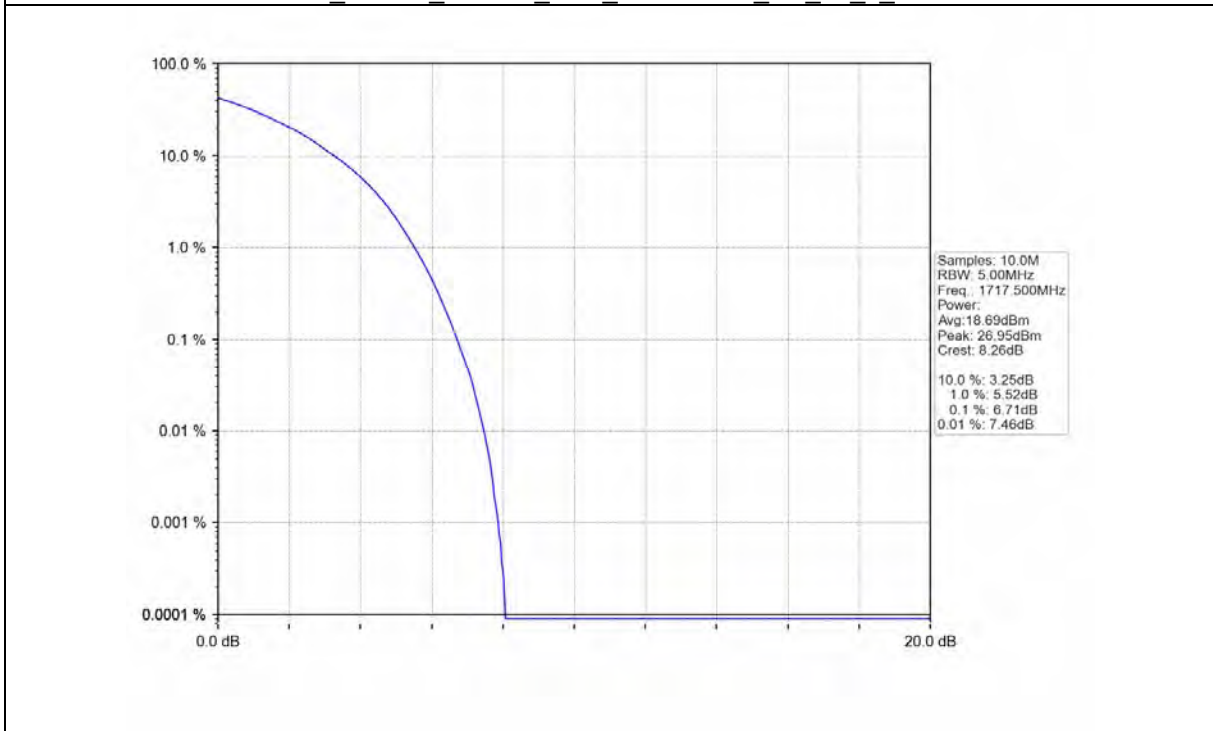


BUREAU
VERITAS

Test Report No.: W7L-220503W001RF06



Band4_15MHz_16QAM_LCH_1717.5MHz_RB_75_0_NTV

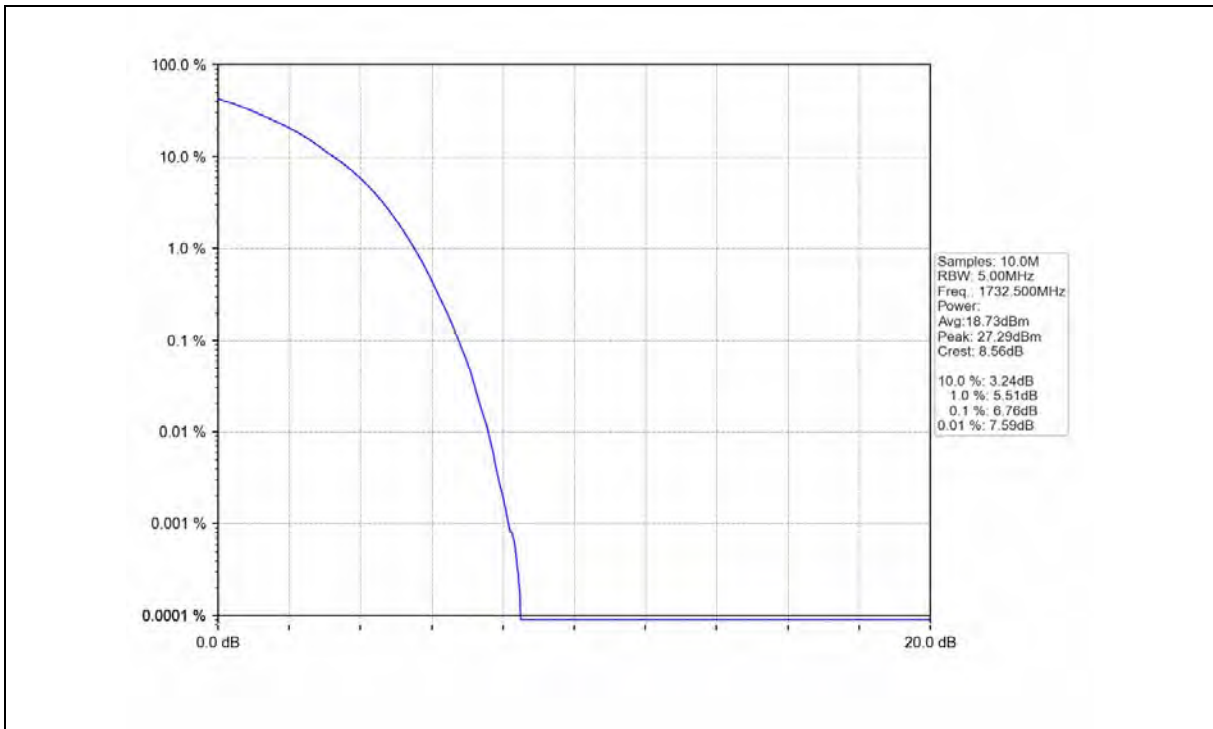


Band4_15MHz_16QAM_MCH_1732.5MHz_RB_75_0_NTV

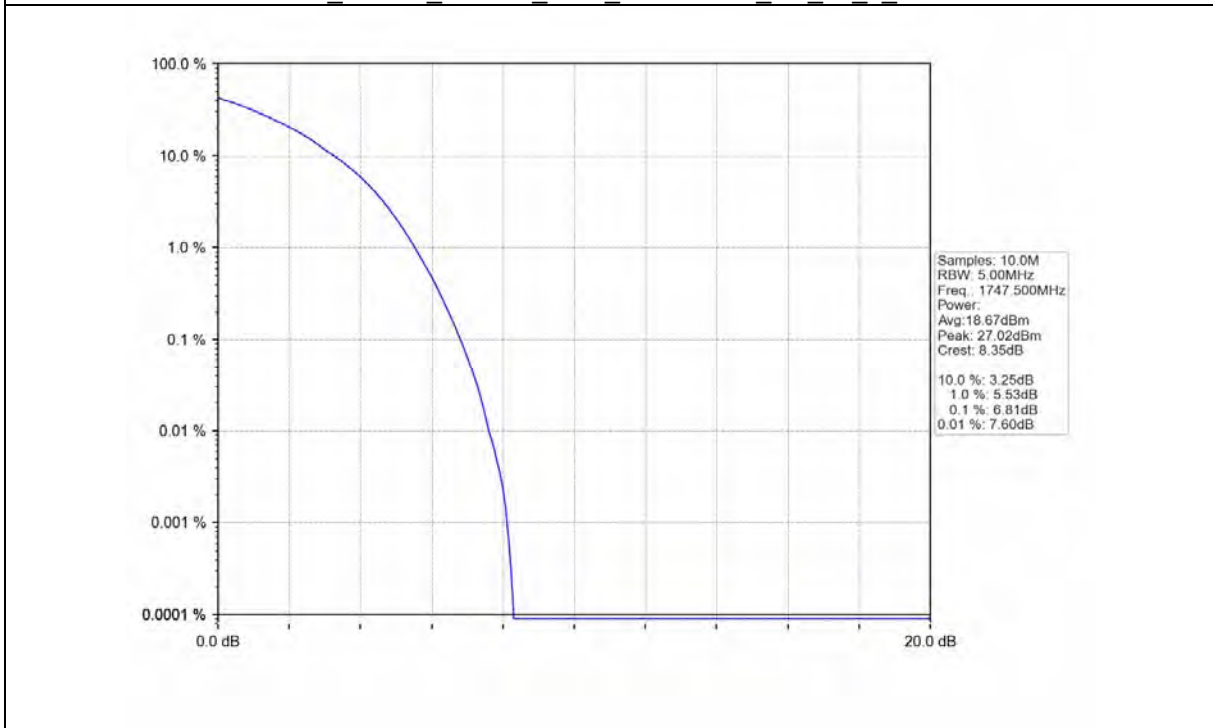


BUREAU
VERITAS

Test Report No.: W7L-220503W001RF06



Band4_15MHz_16QAM_HCH_1747.5MHz_RB_75_0_NTNV

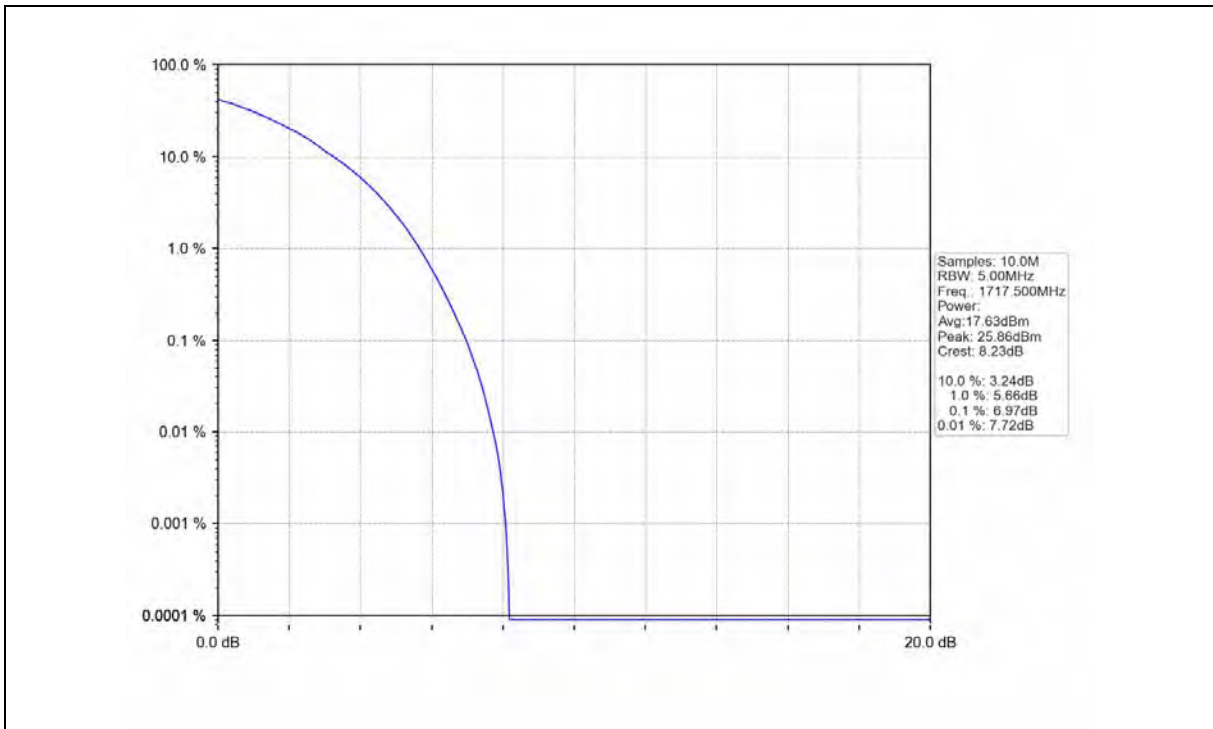


Band4_15MHz_64QAM_LCH_1717.5MHz_RB_75_0_NTNV

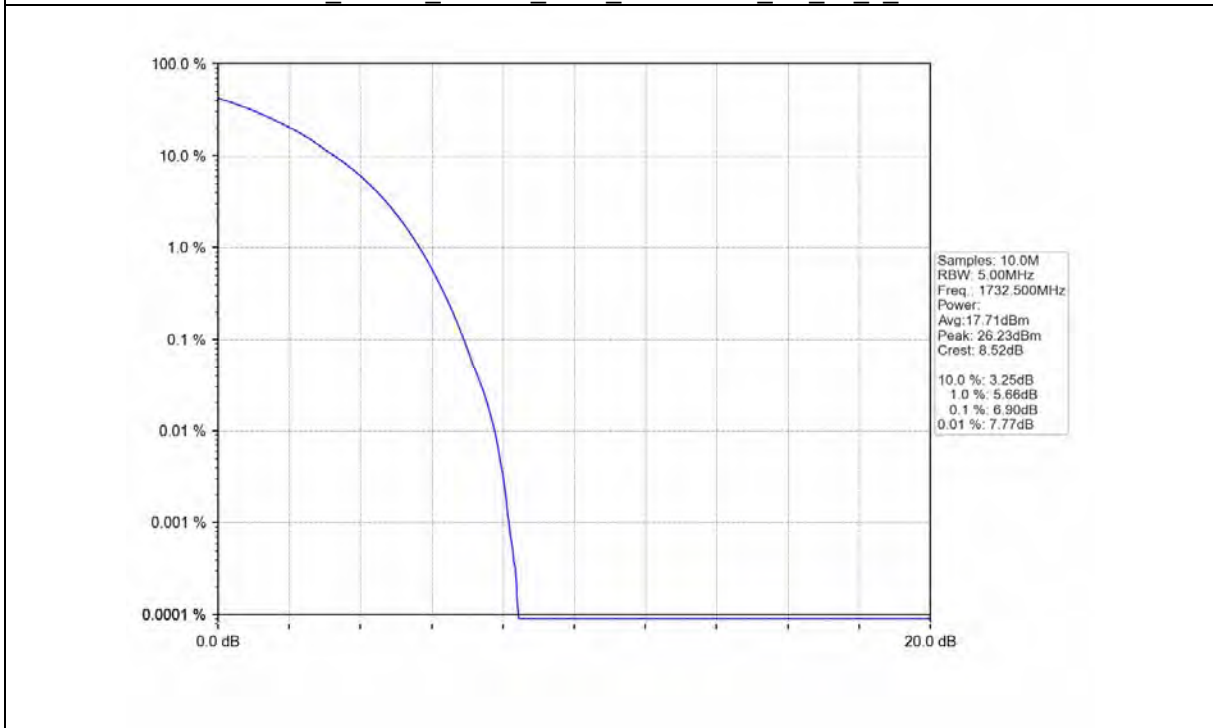


BUREAU VERITAS

Test Report No.: W7L-220503W001RF06



Band4_15MHz_64QAM_MCH_1732.5MHz_RB_75_0_NTNV

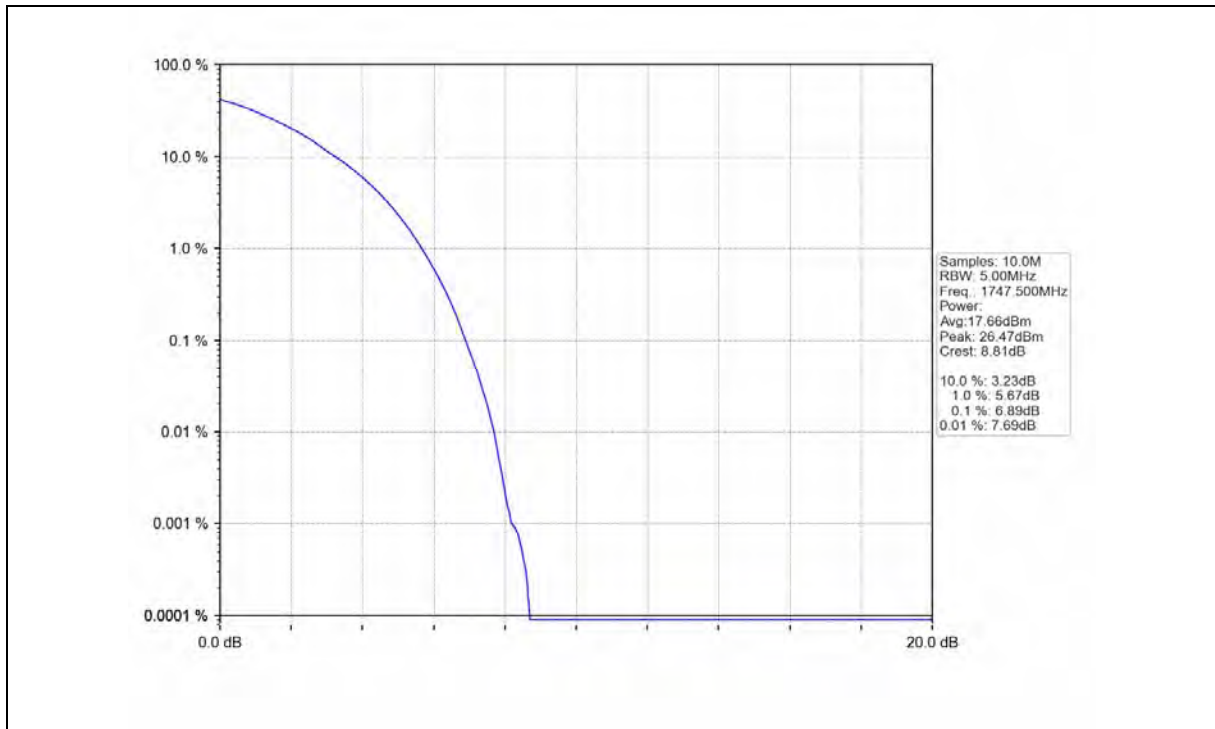


Band4_15MHz_64QAM_HCH_1747.5MHz_RB_75_0_NTNV



BUREAU
VERITAS

Test Report No.: W7L-220503W001RF06





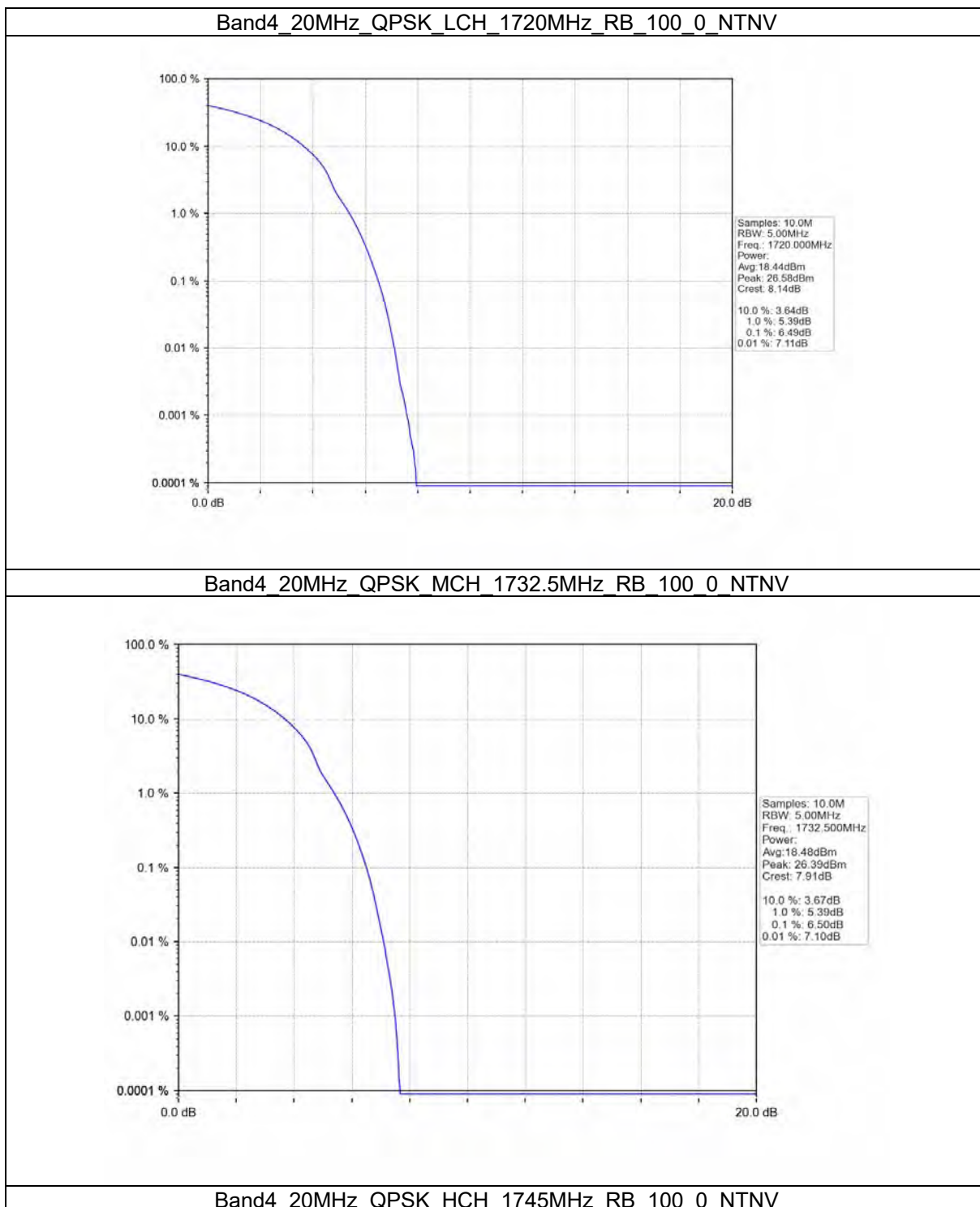
Test Report No.: W7L-220503W001RF06

B4_20MHz

Test Result

Band: 4 / Bandwidth: 20MHz / NTN						
Modulation	Frequency (MHz)	RB Allocation		Peak-Average Ratio (dB)		Verdict
		Size	Offset	Result	Limit	
QPSK	1720	100	0	6.49	<=13	Pass
	1732.5	100	0	6.50	<=13	Pass
	1745	100	0	6.48	<=13	Pass
16QAM	1720	100	0	7.17	<=13	Pass
	1732.5	100	0	7.16	<=13	Pass
	1745	100	0	7.10	<=13	Pass
64QAM	1720	100	0	7.20	<=13	Pass
	1732.5	100	0	7.26	<=13	Pass
	1745	100	0	7.25	<=13	Pass

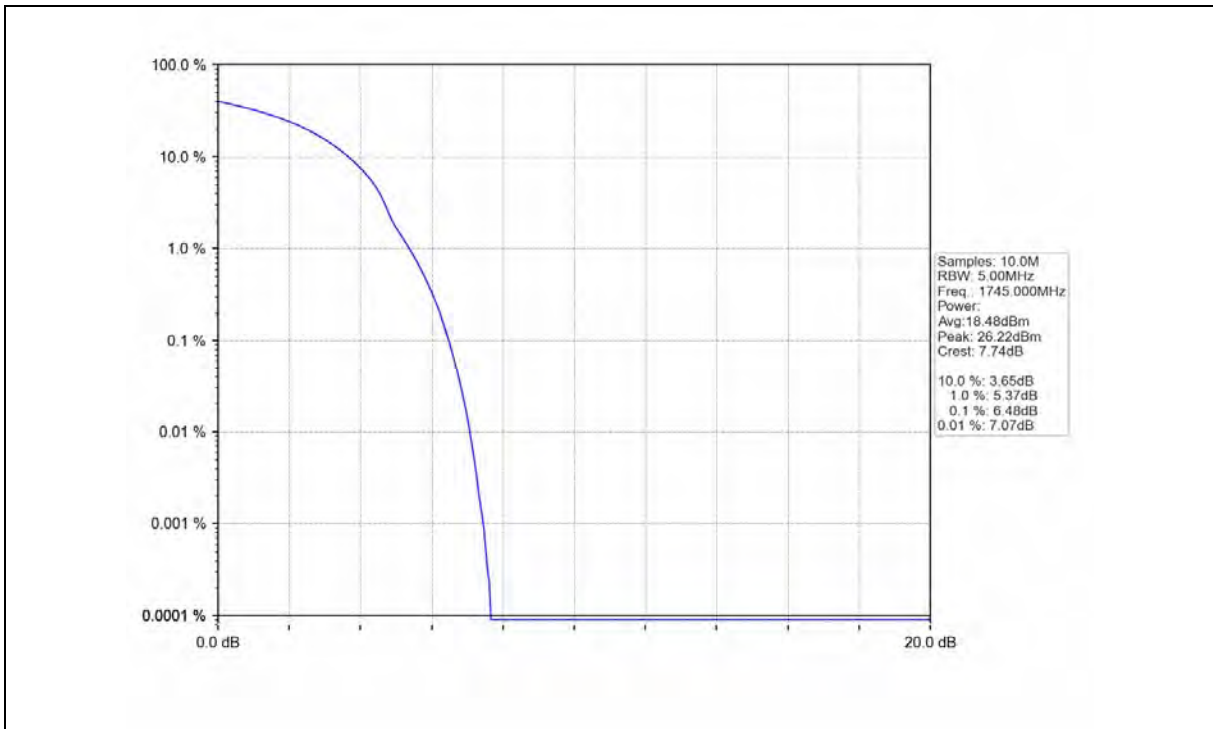
Test Graph



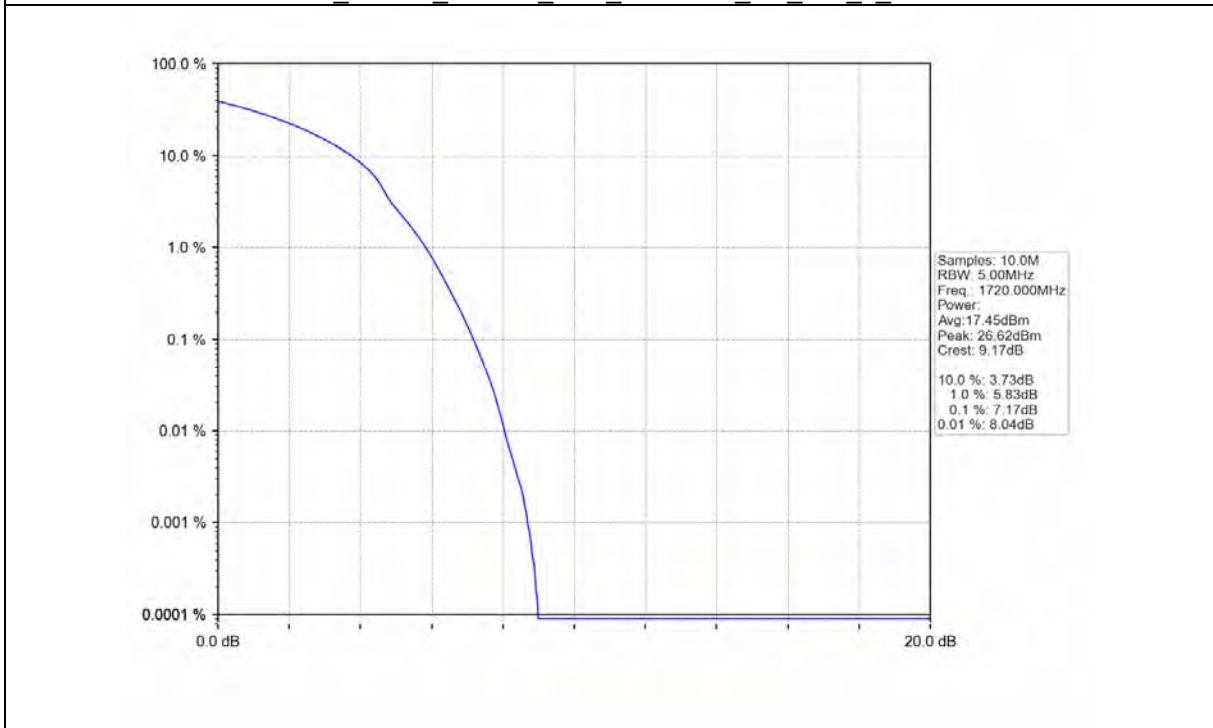


BUREAU
VERITAS

Test Report No.: W7L-220503W001RF06



Band4_20MHz_16QAM_LCH_1720MHz_RB_100_0_NTNV

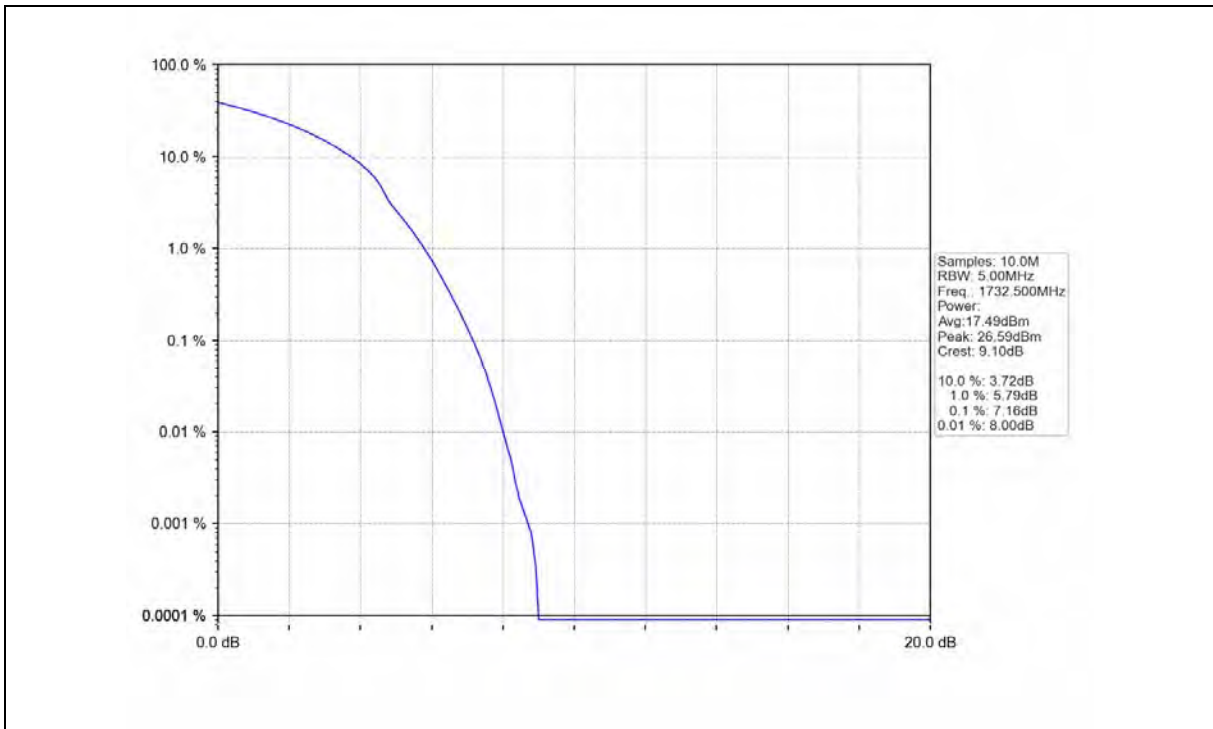


Band4_20MHz_16QAM_MCH_1732.5MHz_RB_100_0_NTNV

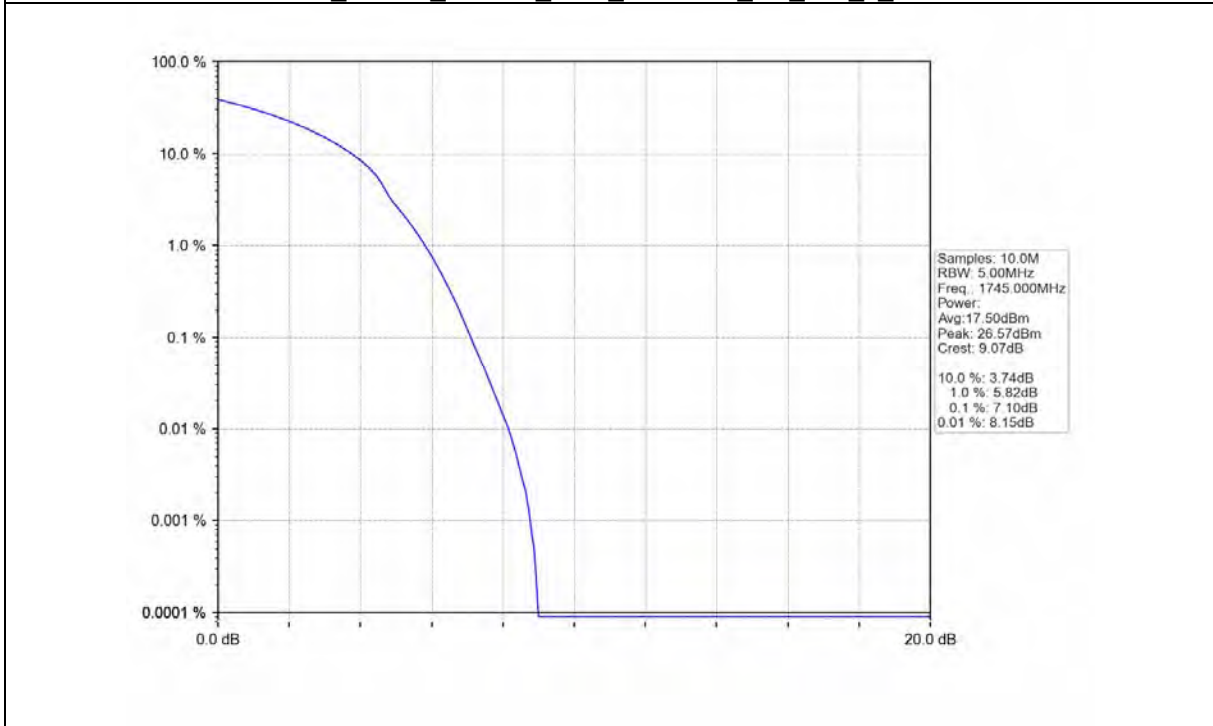


BUREAU
VERITAS

Test Report No.: W7L-220503W001RF06



Band4_20MHz_16QAM_HCH_1745MHz_RB_100_0_NTNV

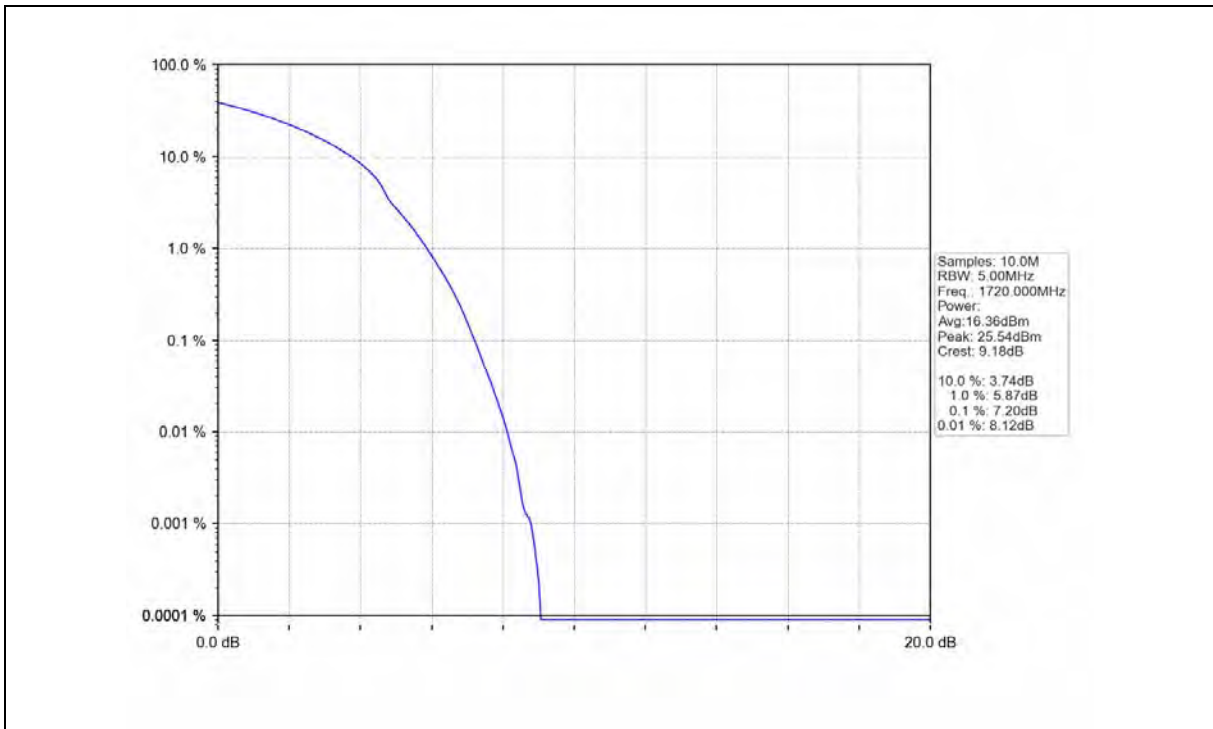


Band4_20MHz_64QAM_LCH_1720MHz_RB_100_0_NTNV

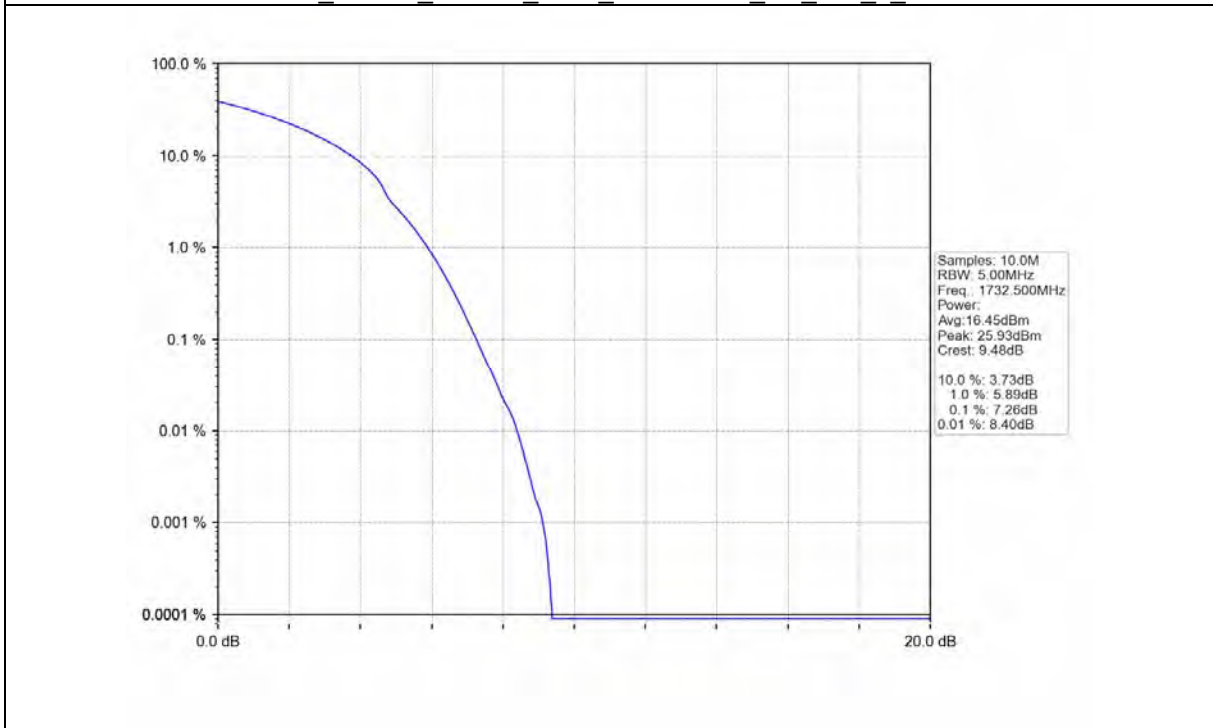


BUREAU
VERITAS

Test Report No.: W7L-220503W001RF06



Band4_20MHz_64QAM_MCH_1732.5MHz_RB_100_0_NTNV

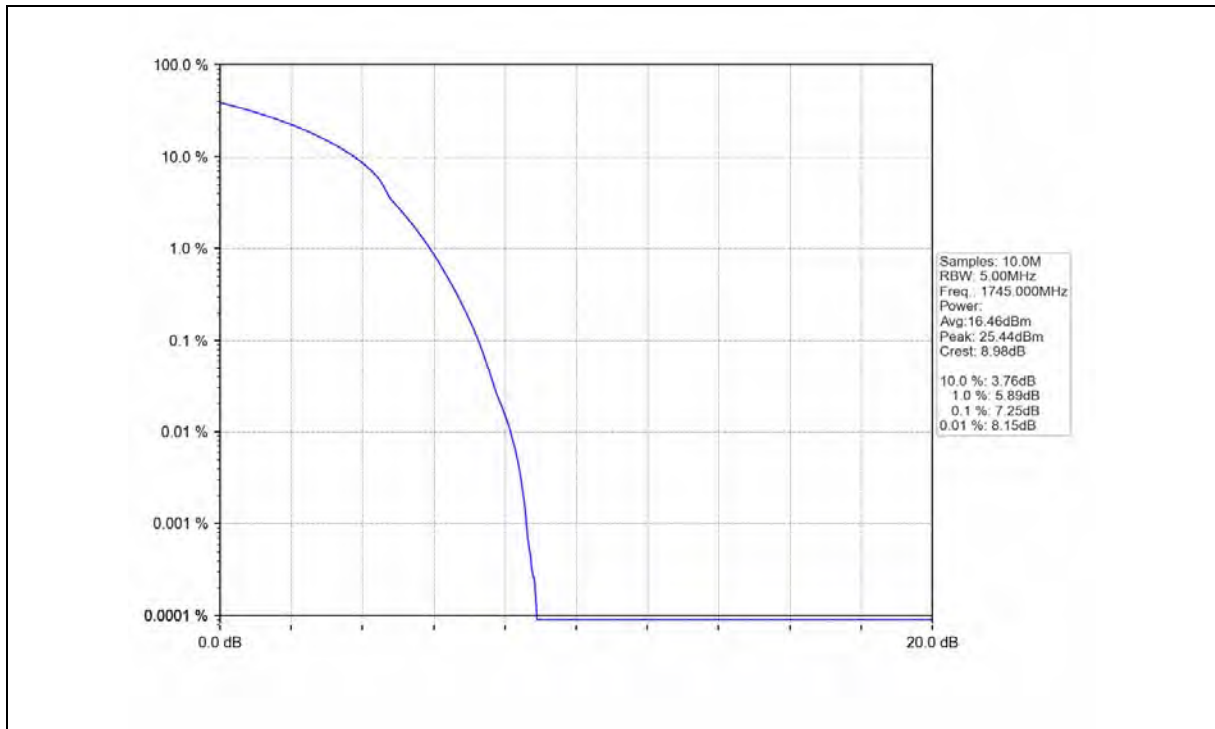


Band4_20MHz_64QAM_HCH_1745MHz_RB_100_0_NTNV



BUREAU
VERITAS

Test Report No.: W7L-220503W001RF06





Test Report No.: W7L-220503W001RF06

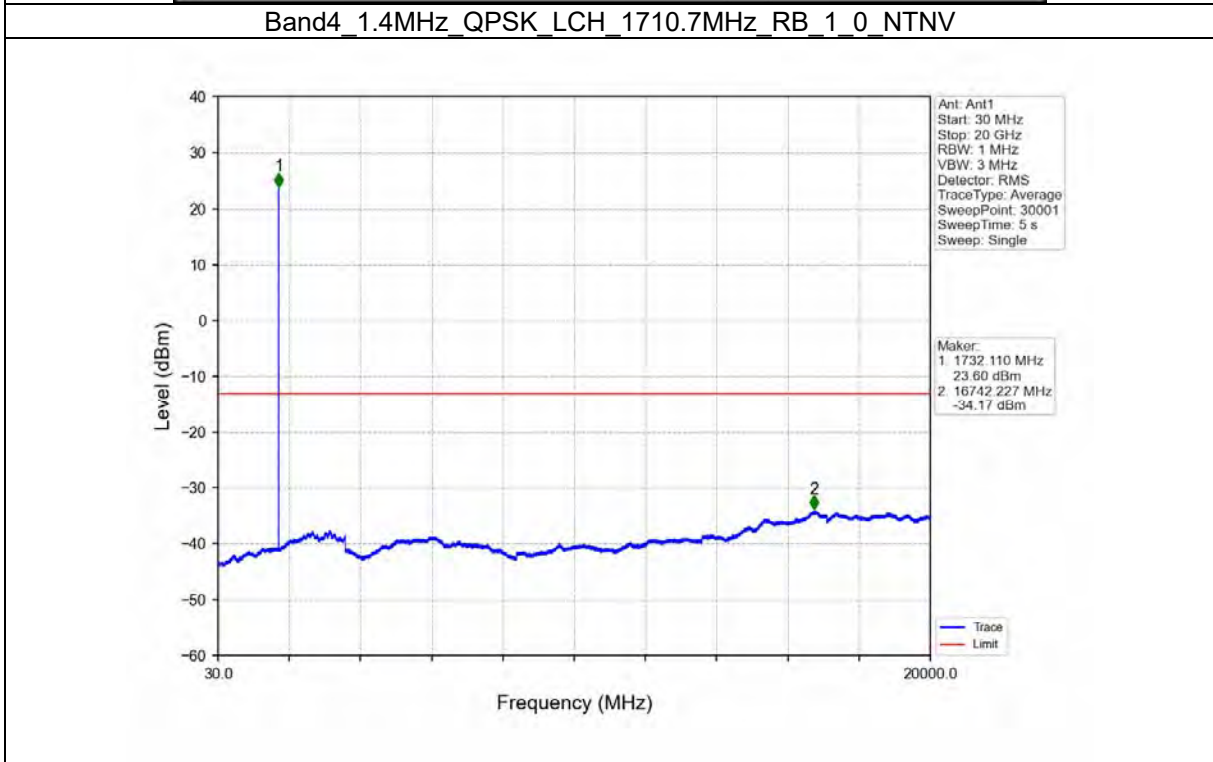
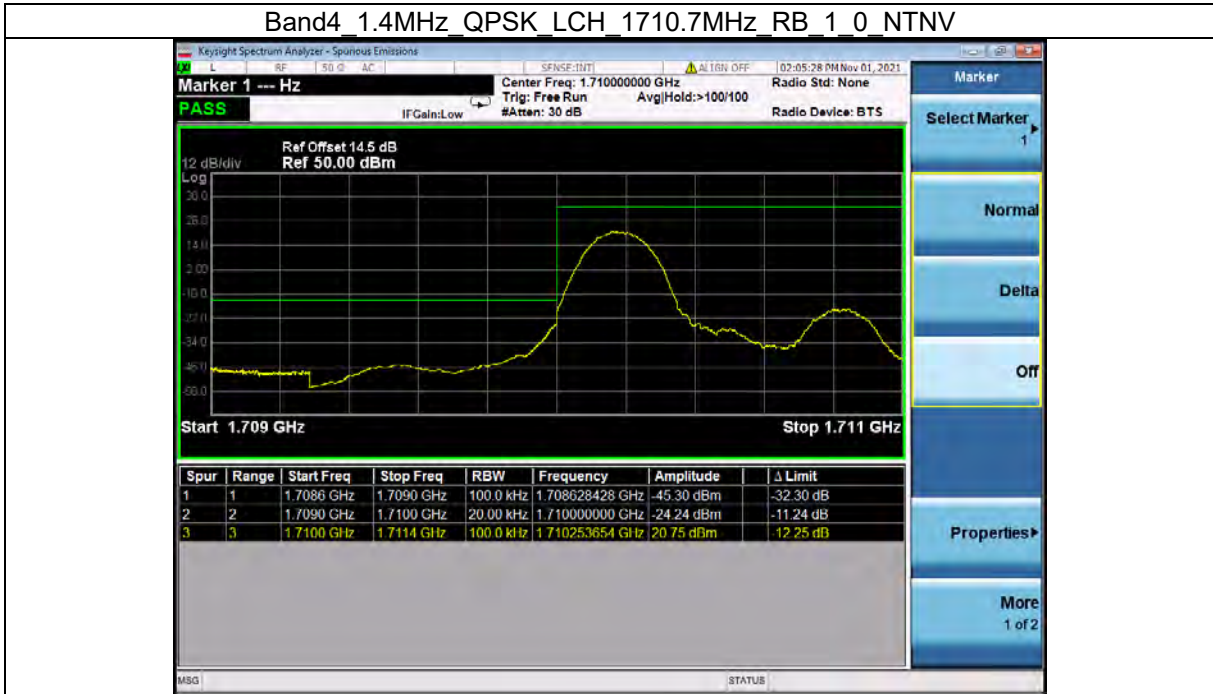
Spurious Emission

B4_1.4MHz

Test Result

Band: 4 / Bandwidth: 1.4MHz / NTNV						
Modulation	Frequency (MHz)	RB Allocation		Spurious Emission		Verdict
		Size	Offset	Result	Limit	
QPSK	1710.7	1	0	Refer To Test Graph		Pass
		6	0	Refer To Test Graph		Pass
	1732.5	1	0	Refer To Test Graph		Pass
	1754.3	1	0	Refer To Test Graph		Pass
			5	Refer To Test Graph		Pass
	6	0	Refer To Test Graph		Pass	
16QAM	1710.7	1	0	Refer To Test Graph		Pass
		6	0	Refer To Test Graph		Pass
	1732.5	1	0	Refer To Test Graph		Pass
	1754.3	1	0	Refer To Test Graph		Pass
			5	Refer To Test Graph		Pass
	6	0	Refer To Test Graph		Pass	
64QAM	1710.7	1	0	Refer To Test Graph		Pass
		6	0	Refer To Test Graph		Pass
	1732.5	1	0	Refer To Test Graph		Pass
	1754.3	1	0	Refer To Test Graph		Pass
			5	Refer To Test Graph		Pass
	6	0	Refer To Test Graph		Pass	

Test Graph

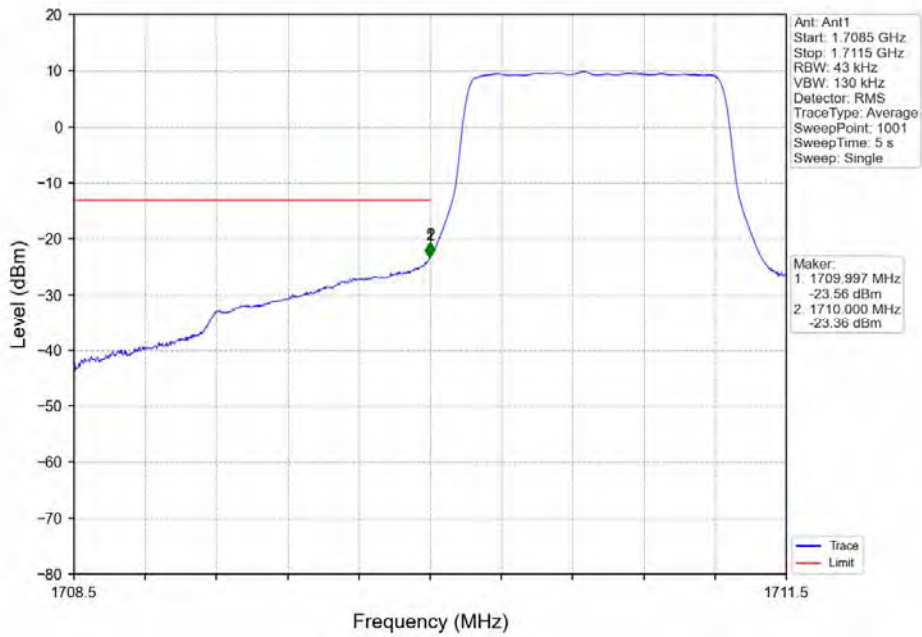


Band4_1.4MHz_QPSK_LCH_1710.7MHz_RB_6_0_NTNV

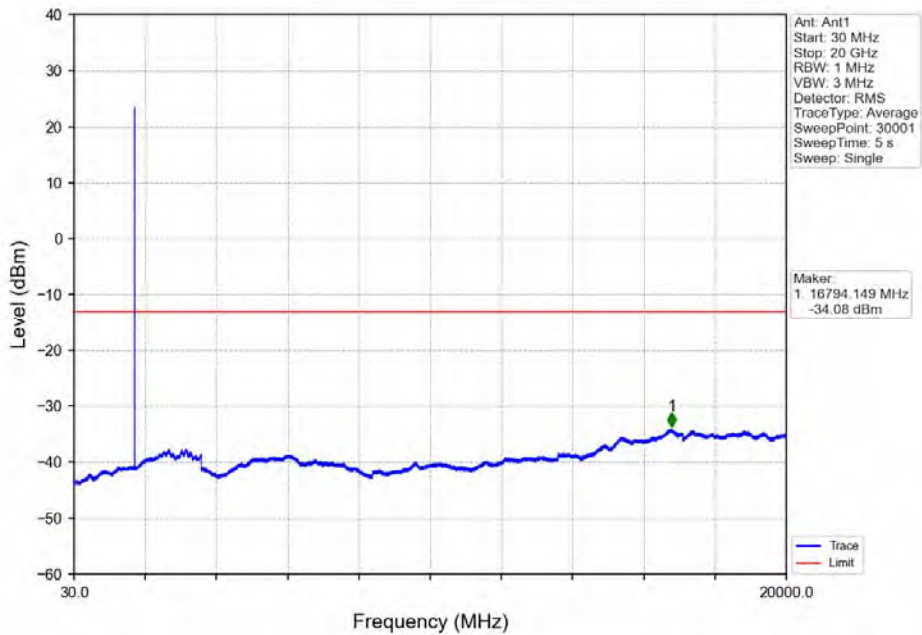


BUREAU
VERITAS

Test Report No.: W7L-220503W001RF06



Band4_1.4MHz_QPSK_MCH_1732.5MHz_RB_1_0_NTNV

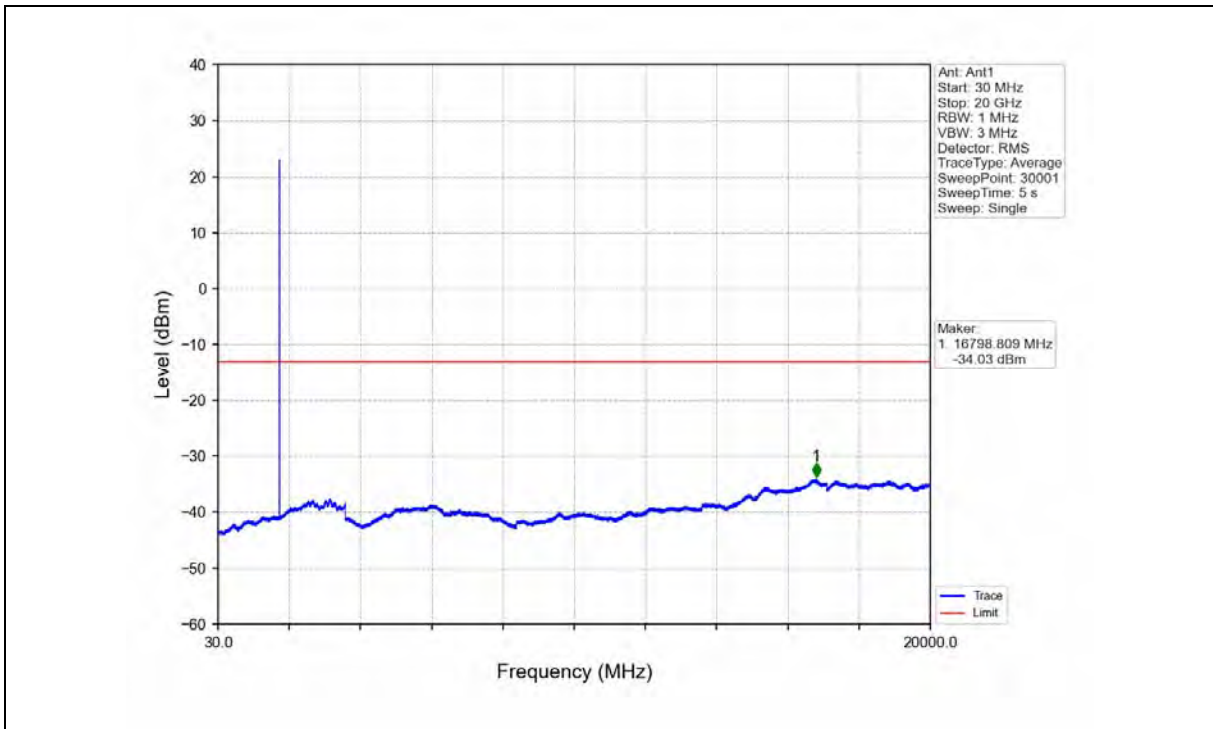


Band4_1.4MHz_QPSK_HCH_1754.3MHz_RB_1_0_NTNV

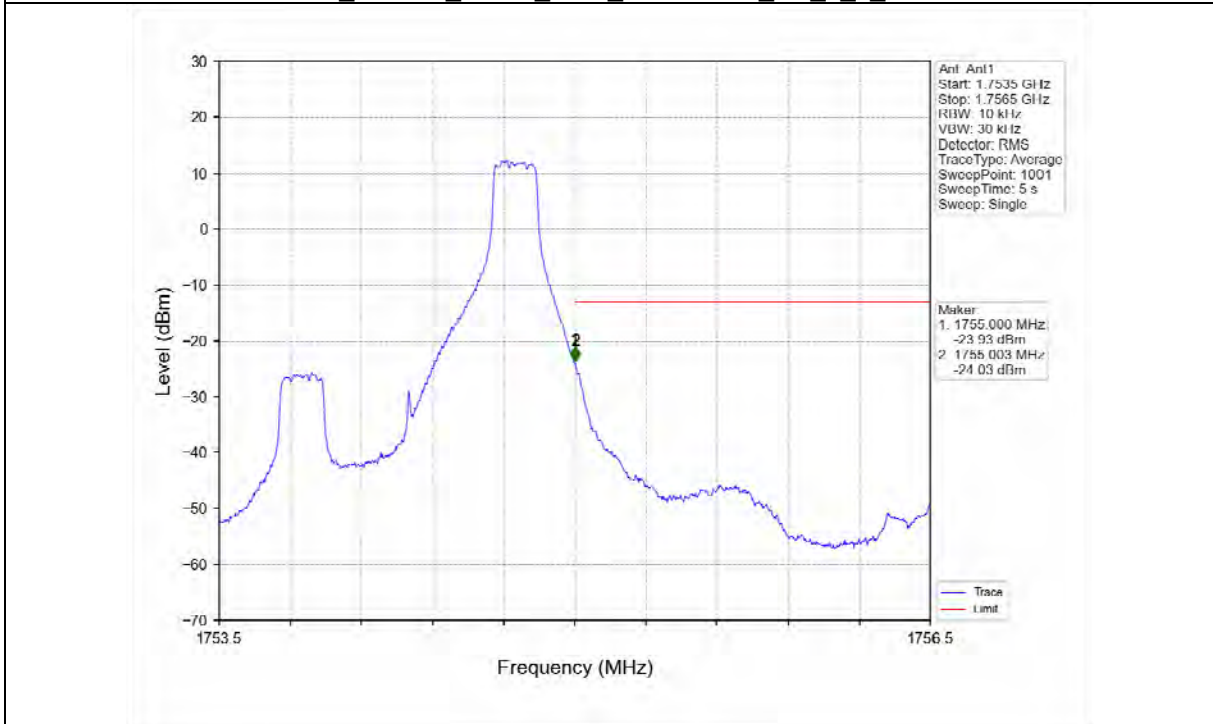


BUREAU VERITAS

Test Report No.: W7L-220503W001RF06



Band4_1.4MHz_QPSK_HCH_1754.3MHz_RB_1_5_NTNV

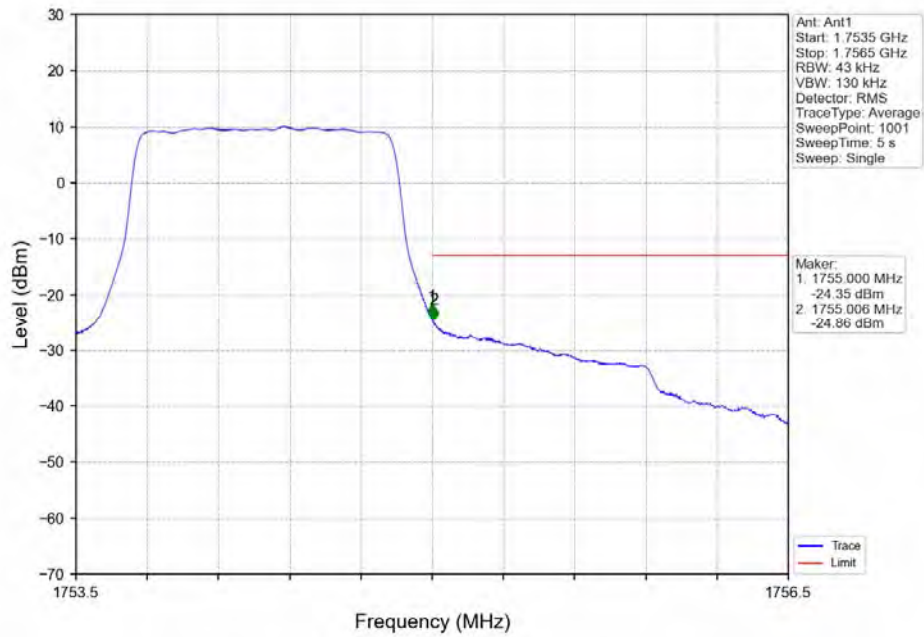


Band4_1.4MHz_QPSK_HCH_1754.3MHz_RB_6_0_NTNV

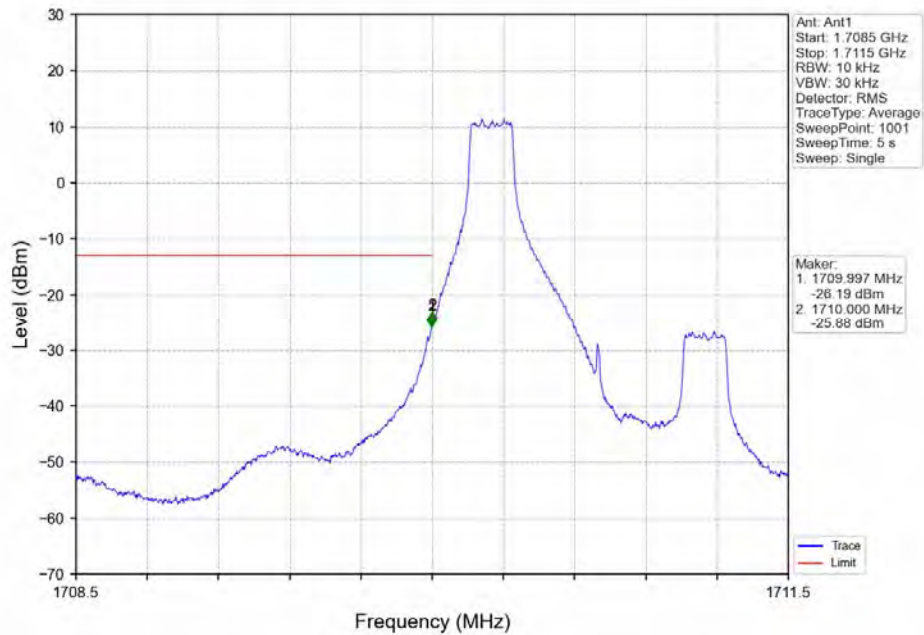


BUREAU
VERITAS

Test Report No.: W7L-220503W001RF06



Band4_1.4MHz_16QAM_LCH_1710.7MHz_RB_1_0_NTNV

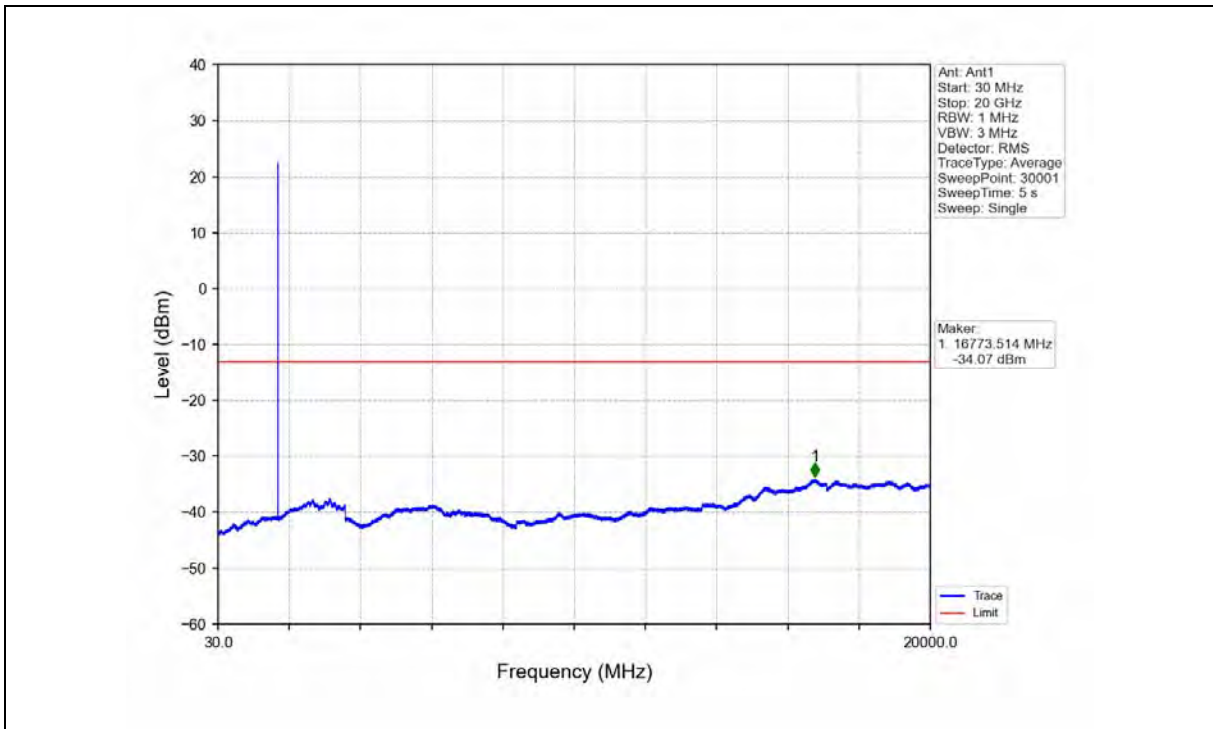


Band4_1.4MHz_16QAM_LCH_1710.7MHz_RB_1_0_NTNV

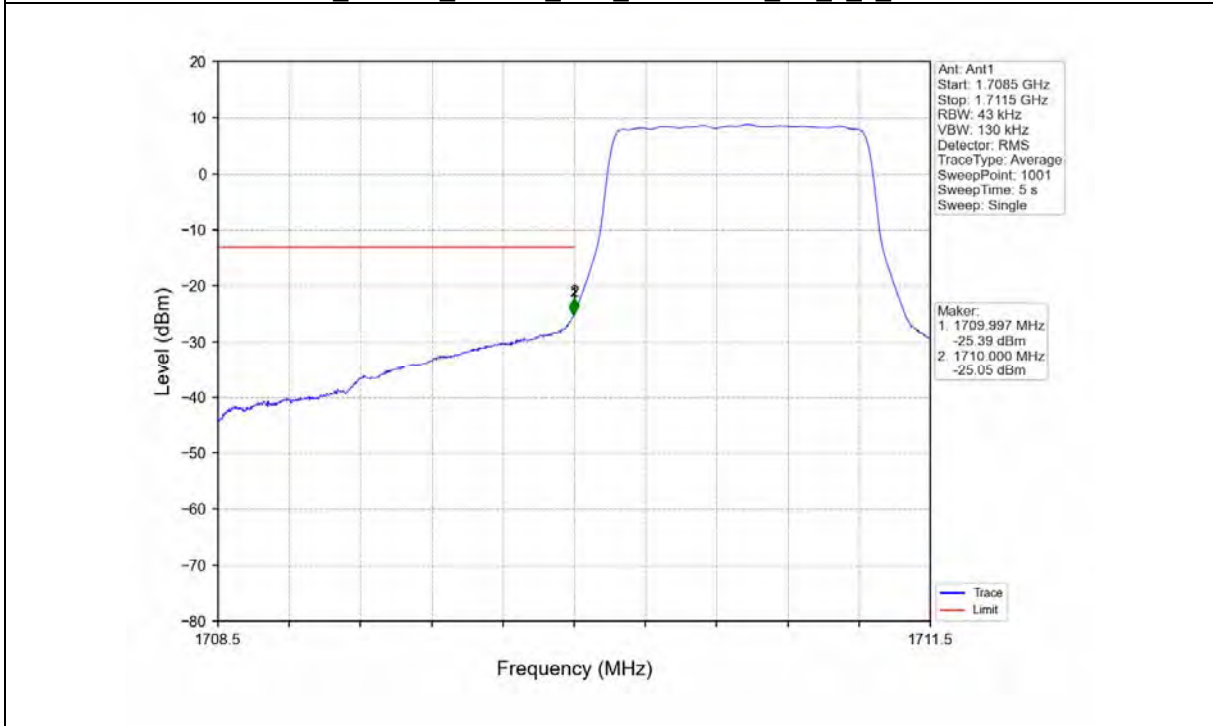


BUREAU VERITAS

Test Report No.: W7L-220503W001RF06



Band4_1.4MHz_16QAM_LCH_1710.7MHz_RB_6_0_NTNV

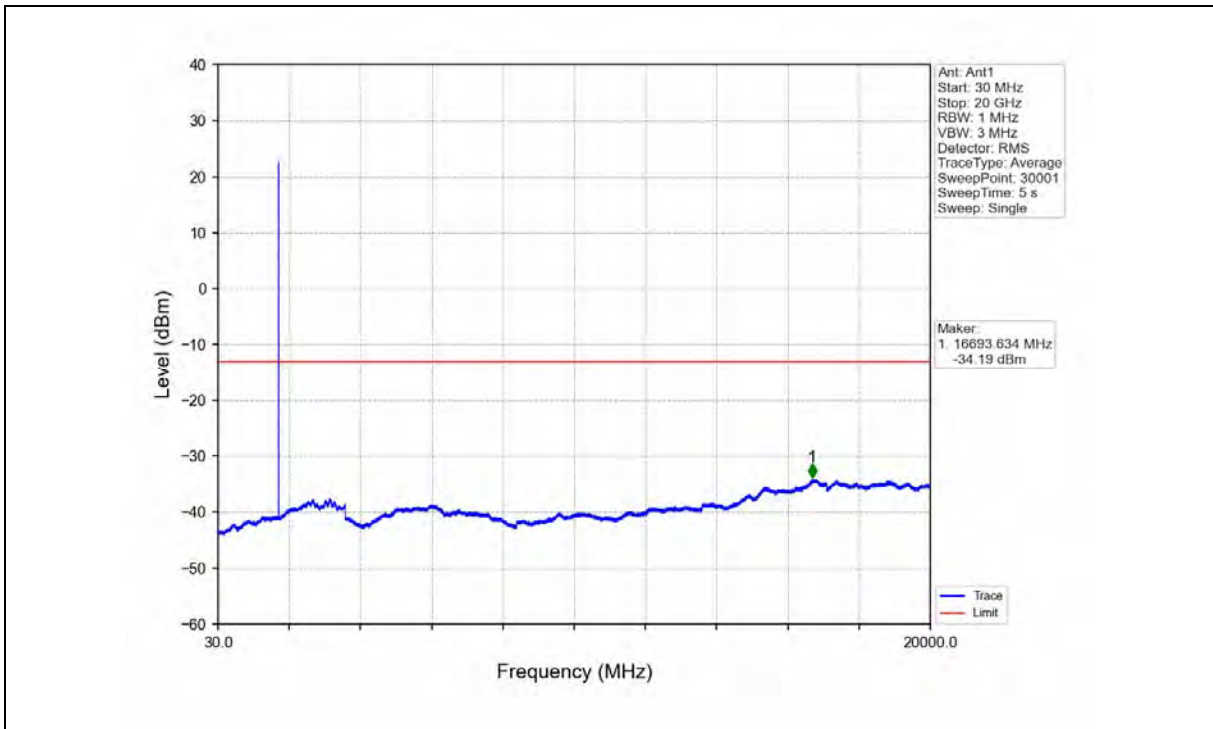


Band4_1.4MHz_16QAM_MCH_1732.5MHz_RB_1_0_NTNV

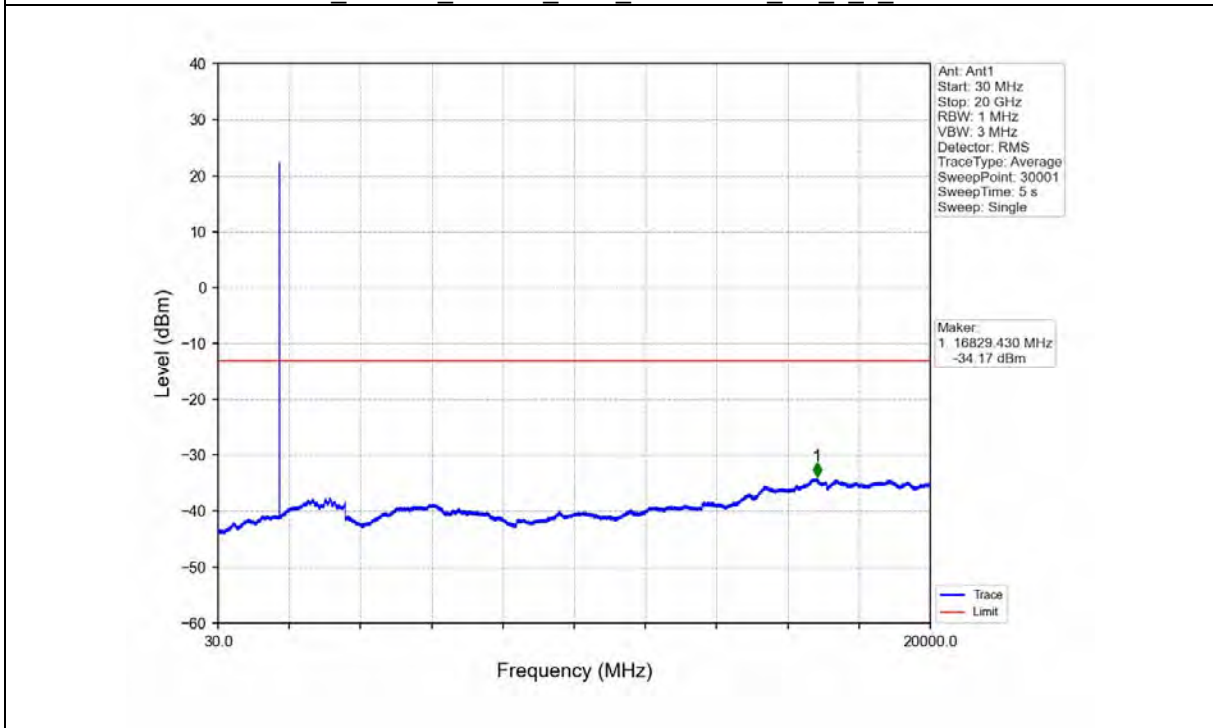


BUREAU
VERITAS

Test Report No.: W7L-220503W001RF06



Band4_1.4MHz_16QAM_HCH_1754.3MHz_RB_1_0_NTNV

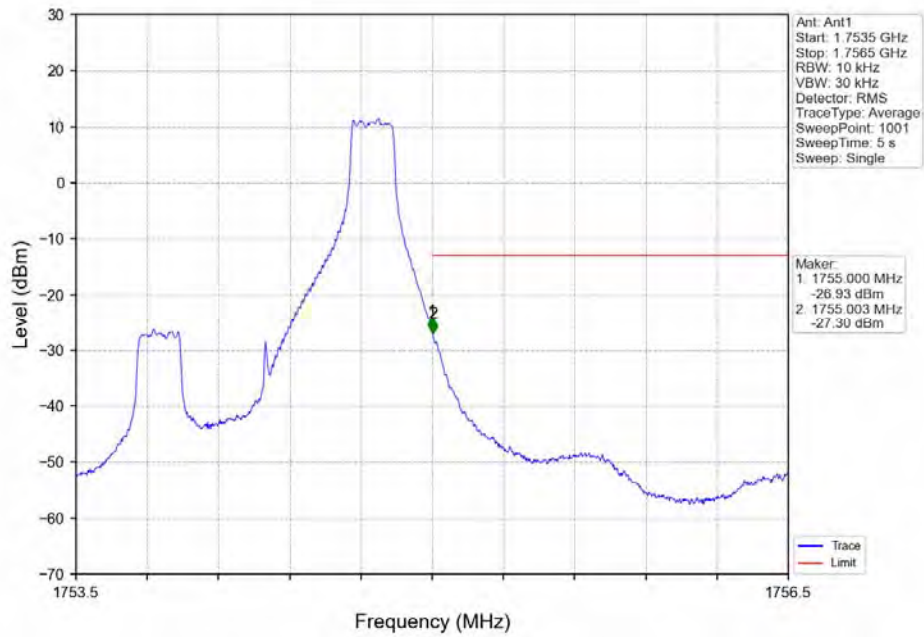


Band4_1.4MHz_16QAM_HCH_1754.3MHz_RB_1_5_NTNV

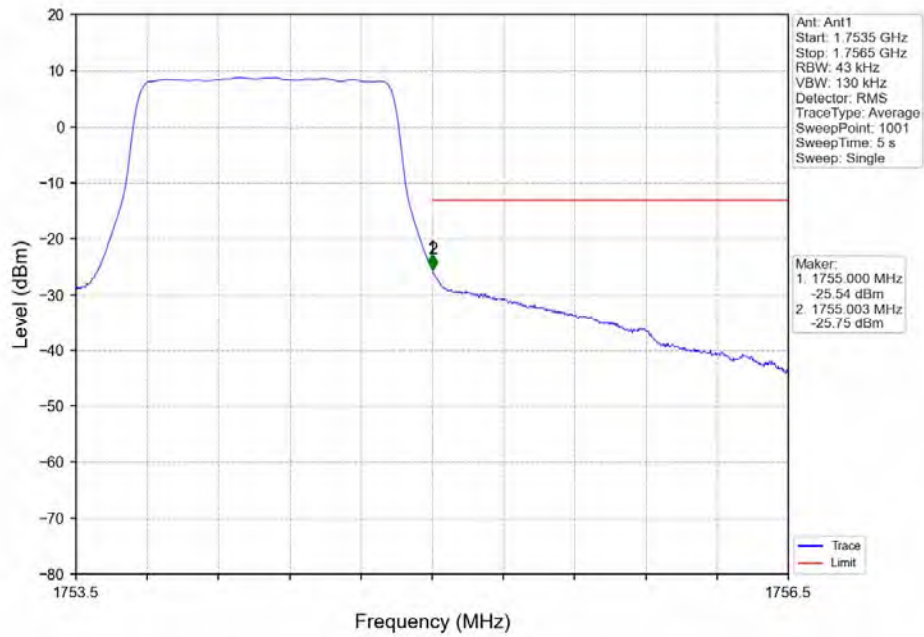


BUREAU
VERITAS

Test Report No.: W7L-220503W001RF06



Band4_1.4MHz_16QAM_HCH_1754.3MHz_RB_6_0_NTNV

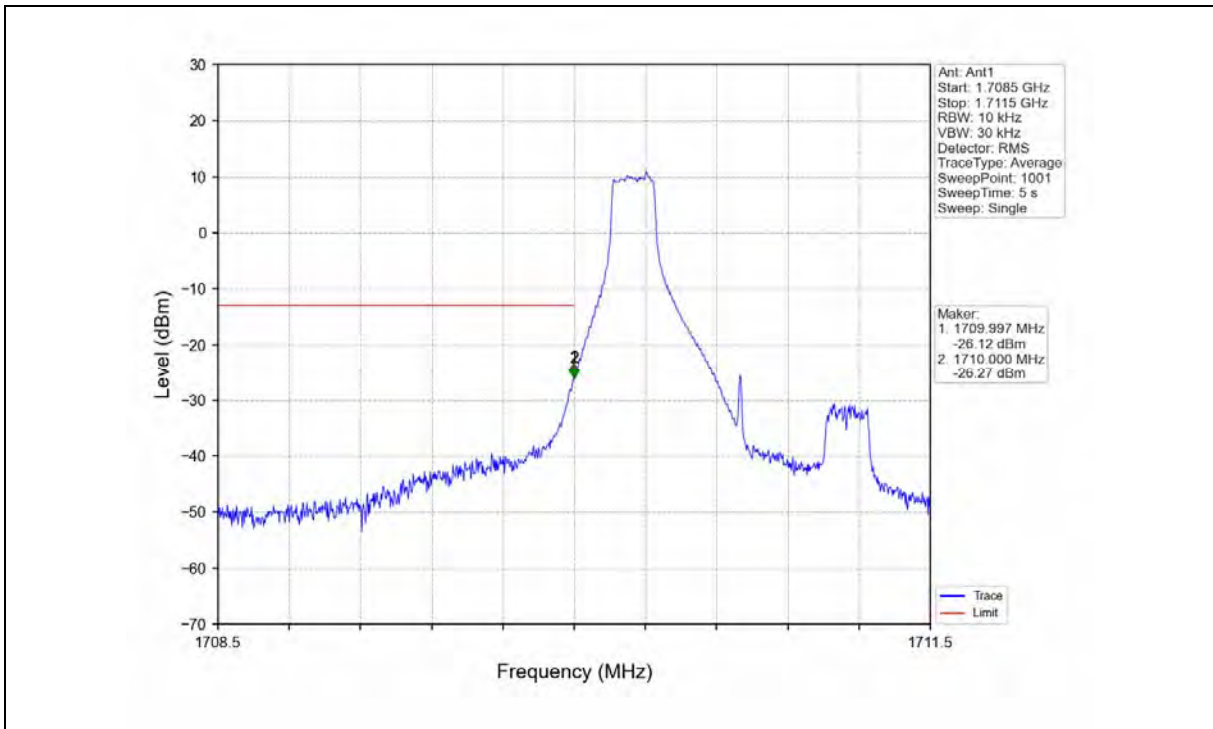


Band4_1.4MHz_64QAM_LCH_1710.7MHz_RB_1_0_NTNV

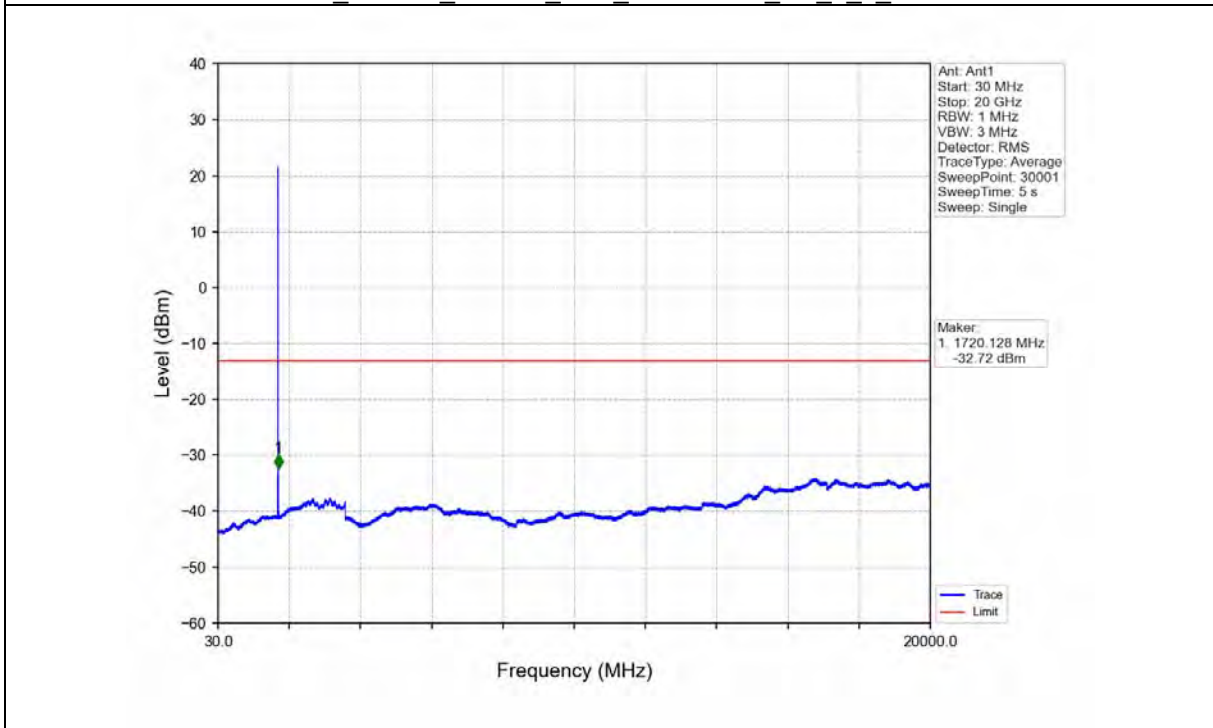


BUREAU VERITAS

Test Report No.: W7L-220503W001RF06



Band4_1.4MHz_64QAM_LCH_1710.7MHz_RB_1_0_NTNV

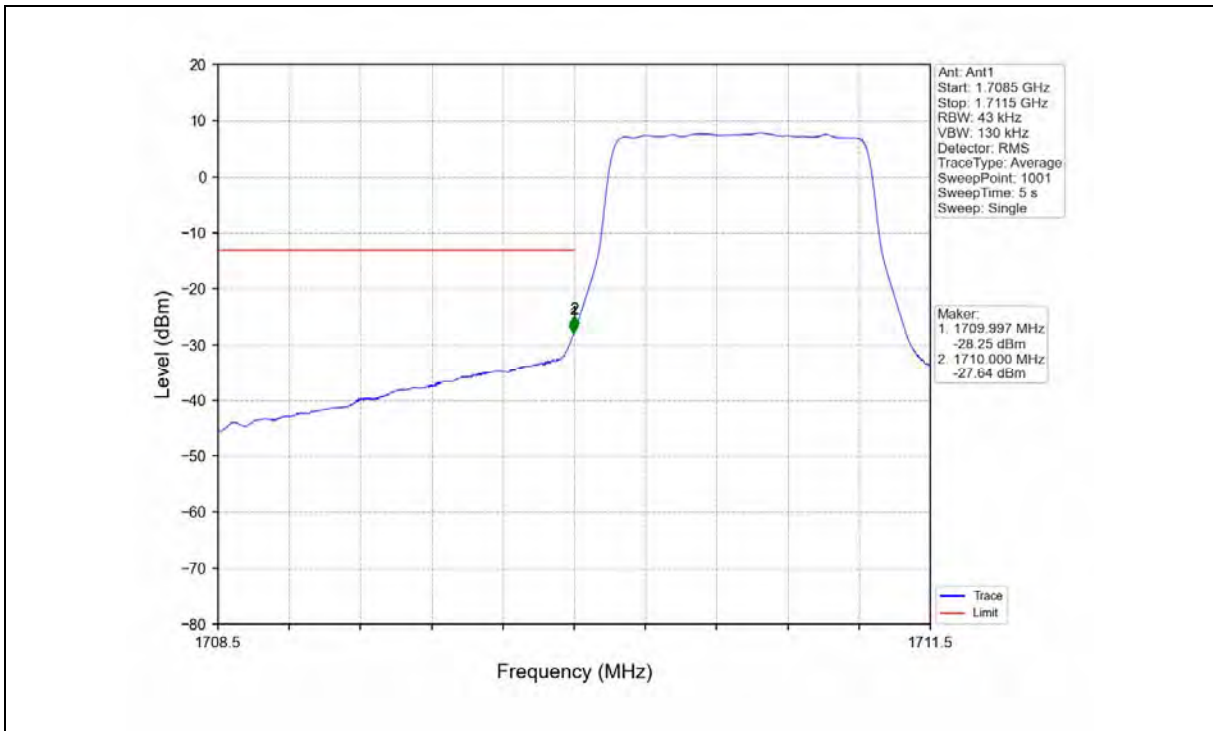


Band4_1.4MHz_64QAM_LCH_1710.7MHz_RB_6_0_NTNV

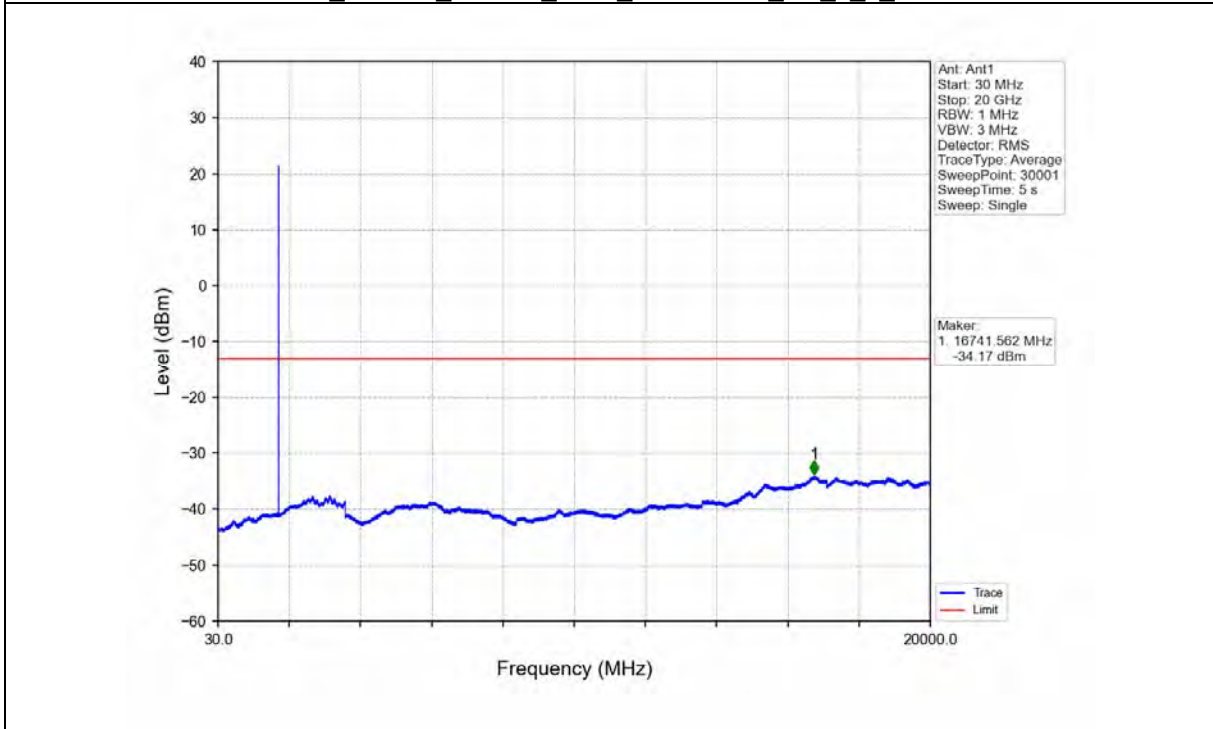


BUREAU
VERITAS

Test Report No.: W7L-220503W001RF06



Band4_1.4MHz_64QAM_MCH_1732.5MHz_RB_1_0_NTNV

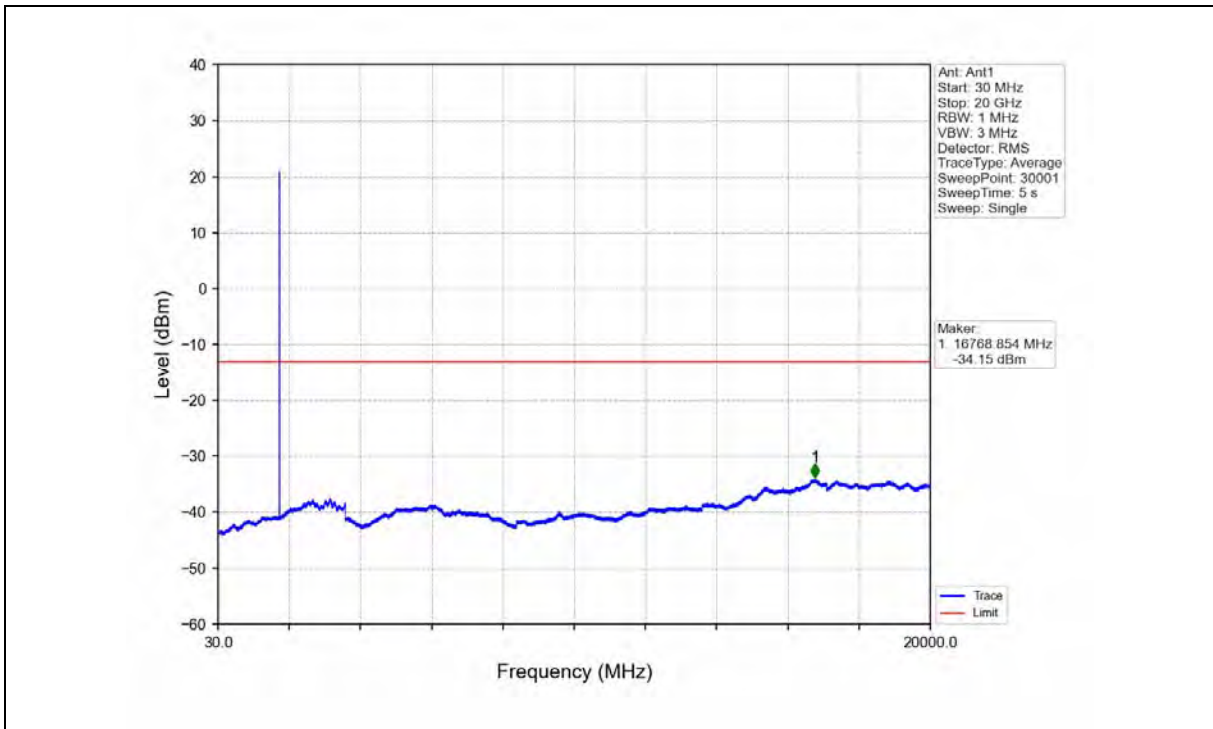


Band4_1.4MHz_64QAM_HCH_1754.3MHz_RB_1_0_NTNV

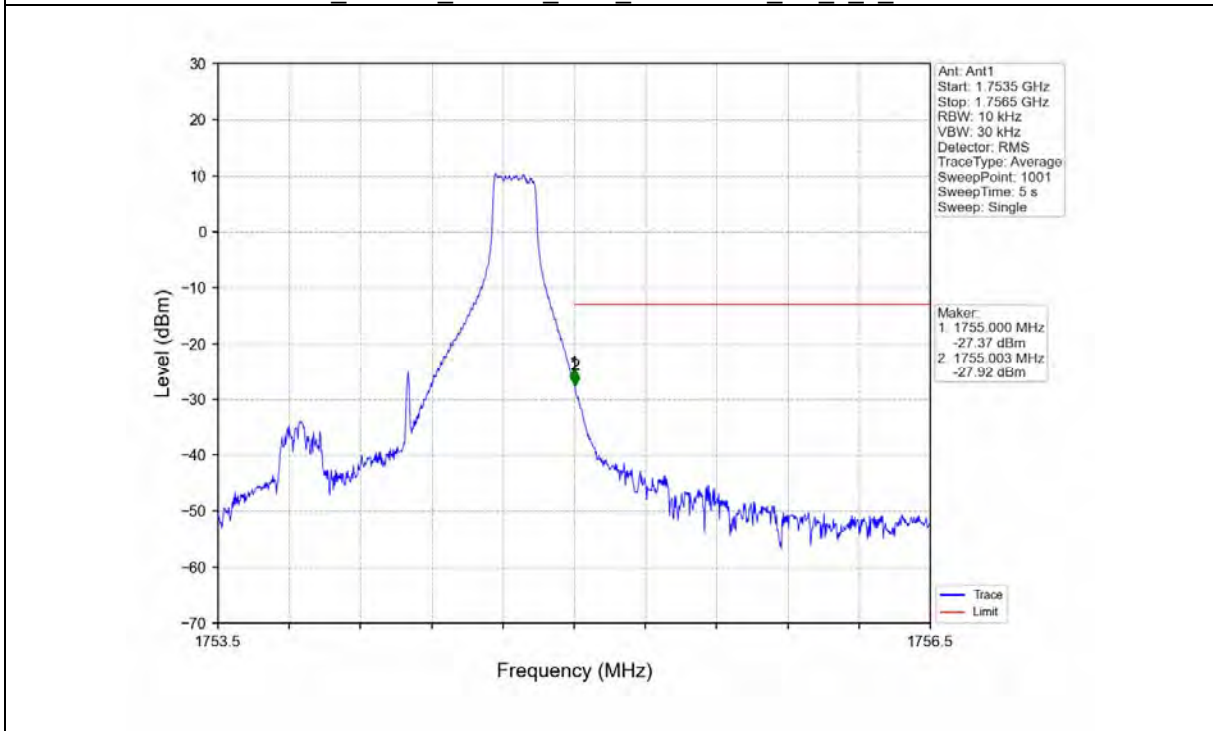


BUREAU VERITAS

Test Report No.: W7L-220503W001RF06



Band4_1.4MHz_64QAM_HCH_1754.3MHz_RB_1_5_NTNV

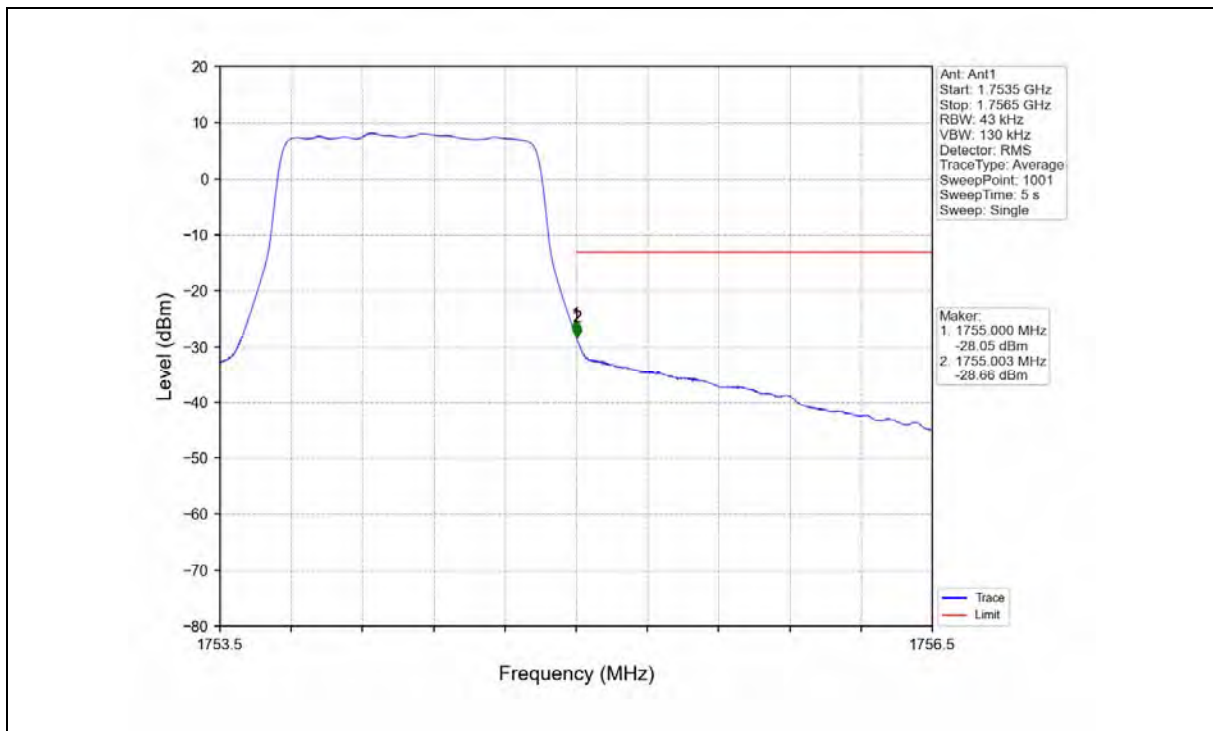


Band4_1.4MHz_64QAM_HCH_1754.3MHz_RB_6_0_NTNV



BUREAU
VERITAS

Test Report No.: W7L-220503W001RF06





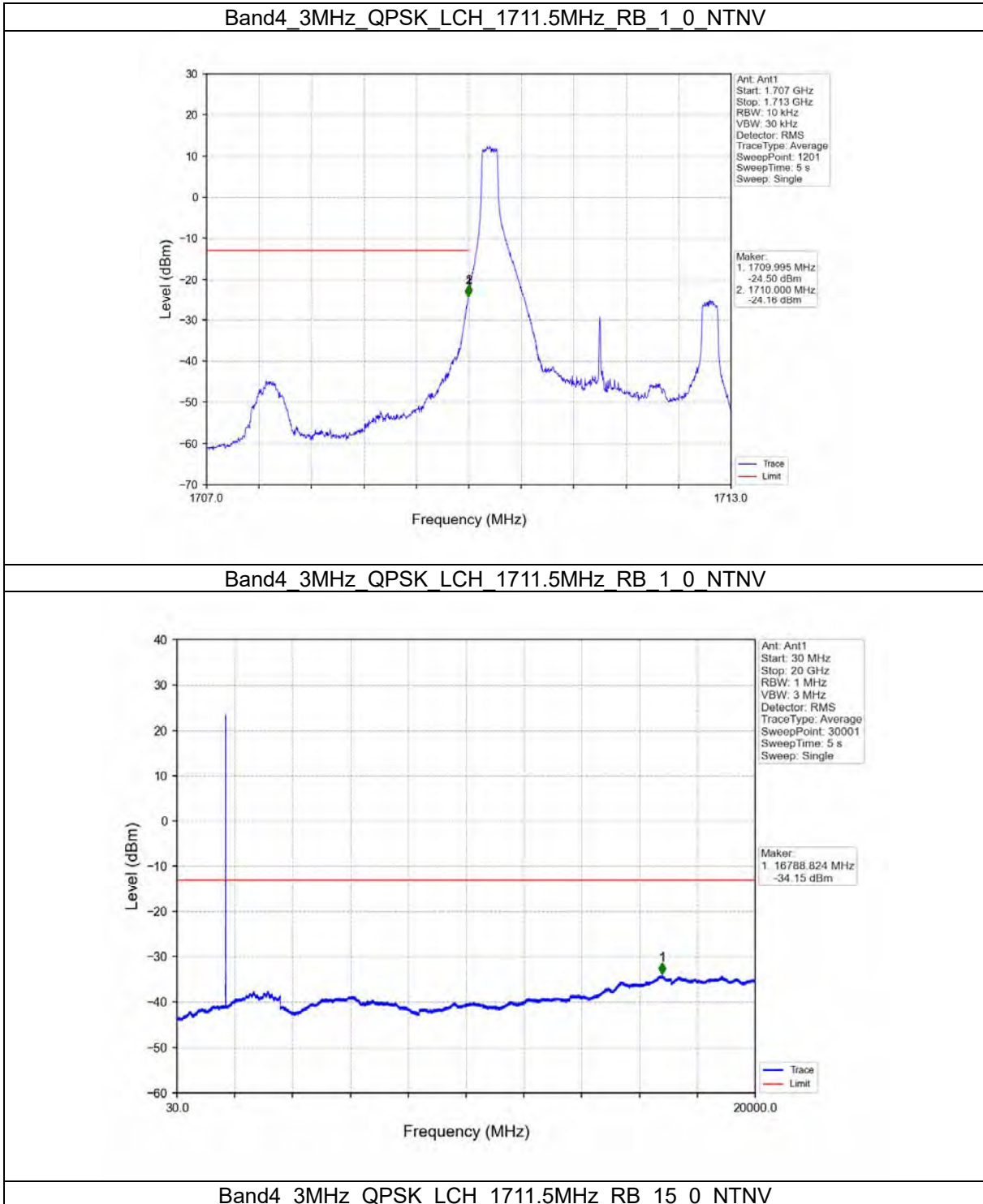
Test Report No.: W7L-220503W001RF06

B4_3MHz

Test Result

Band: 4 / Bandwidth: 3MHz / NTN						
Modulation	Frequency (MHz)	RB Allocation		Spurious Emission		Verdict
		Size	Offset	Result	Limit	
QPSK	1711.5	1	0	Refer To Test Graph		Pass
		15	0	Refer To Test Graph		Pass
	1753.5	1	0	Refer To Test Graph		Pass
			14	Refer To Test Graph		Pass
		15	0	Refer To Test Graph		Pass
16QAM	1711.5	1	0	Refer To Test Graph		Pass
		15	0	Refer To Test Graph		Pass
	1753.5	1	0	Refer To Test Graph		Pass
			14	Refer To Test Graph		Pass
		15	0	Refer To Test Graph		Pass
64QAM	1711.5	1	0	Refer To Test Graph		Pass
		15	0	Refer To Test Graph		Pass
	1753.5	1	0	Refer To Test Graph		Pass
			14	Refer To Test Graph		Pass
		15	0	Refer To Test Graph		Pass

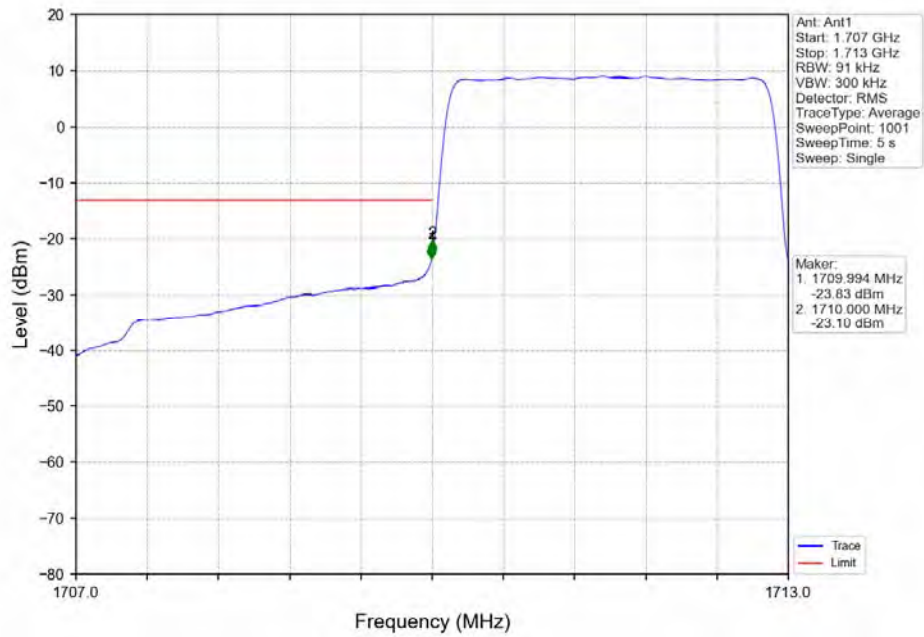
Test Graph



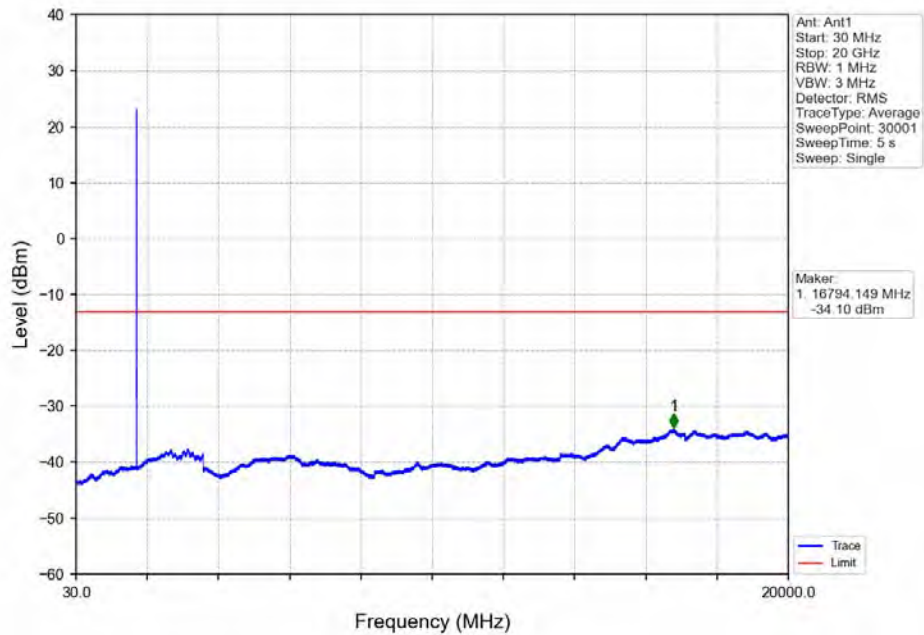


BUREAU
VERITAS

Test Report No.: W7L-220503W001RF06



Band4_3MHz_QPSK_MCH_1732.5MHz_RB_1_0_NTNV

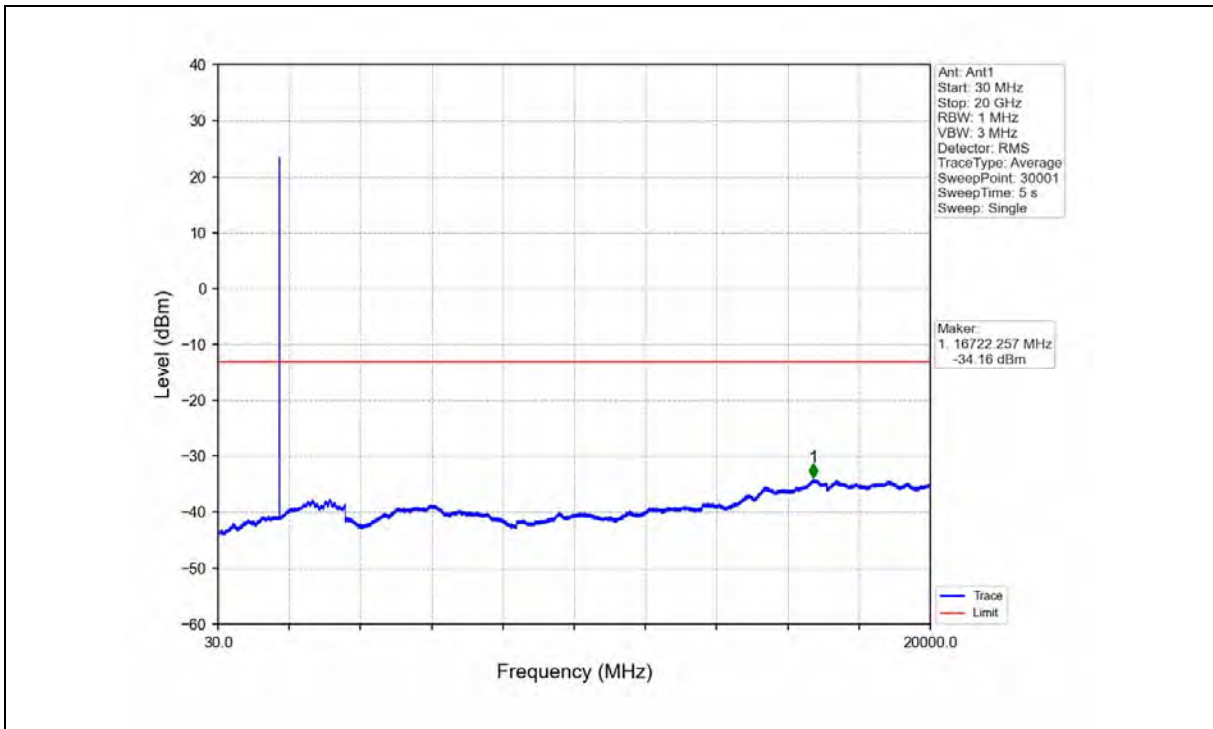


Band4_3MHz_QPSK_HCH_1753.5MHz_RB_1_0_NTNV

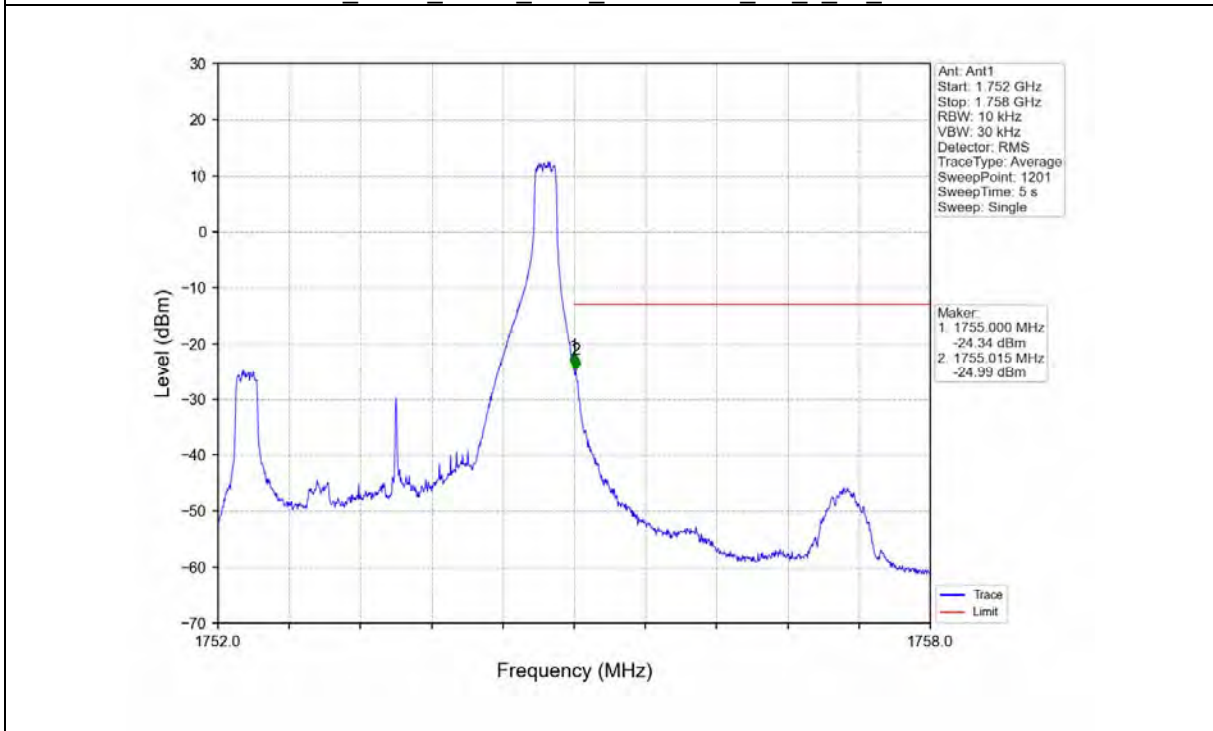


BUREAU VERITAS

Test Report No.: W7L-220503W001RF06



Band4_3MHz_QPSK_HCH_1753.5MHz_RB_1_14_NTNV

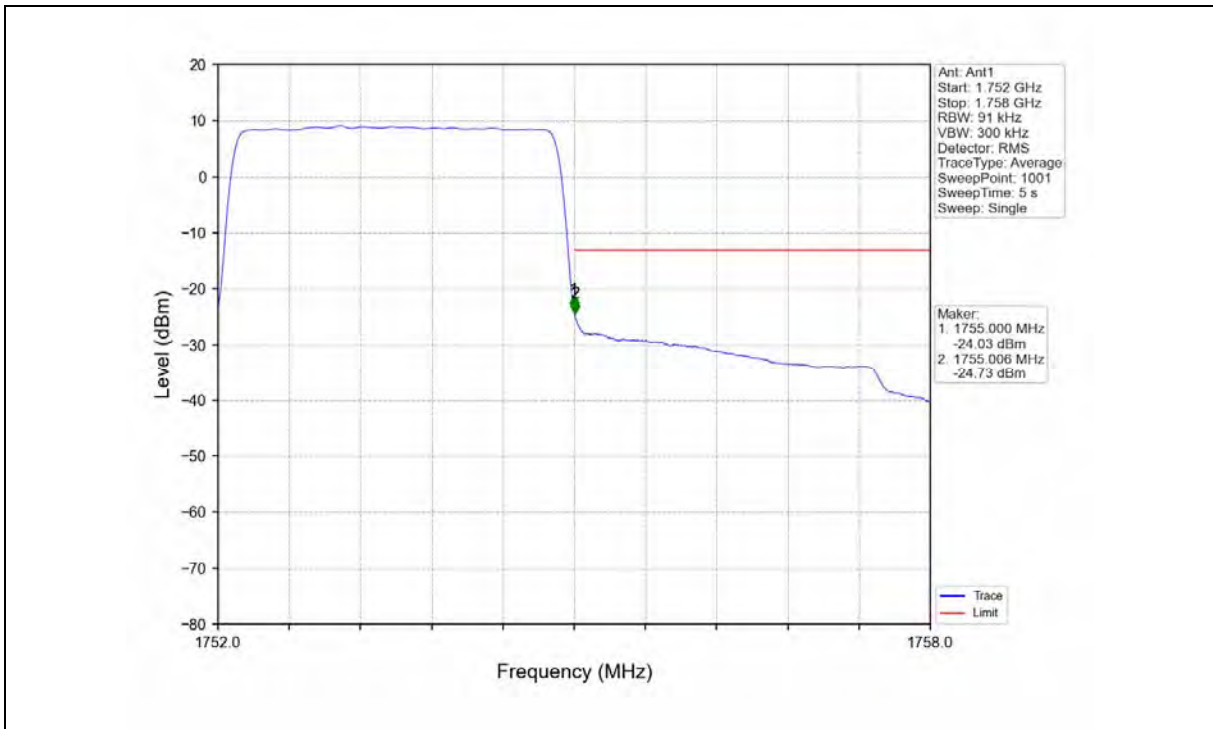


Band4_3MHz_QPSK_HCH_1753.5MHz_RB_15_0_NTNV

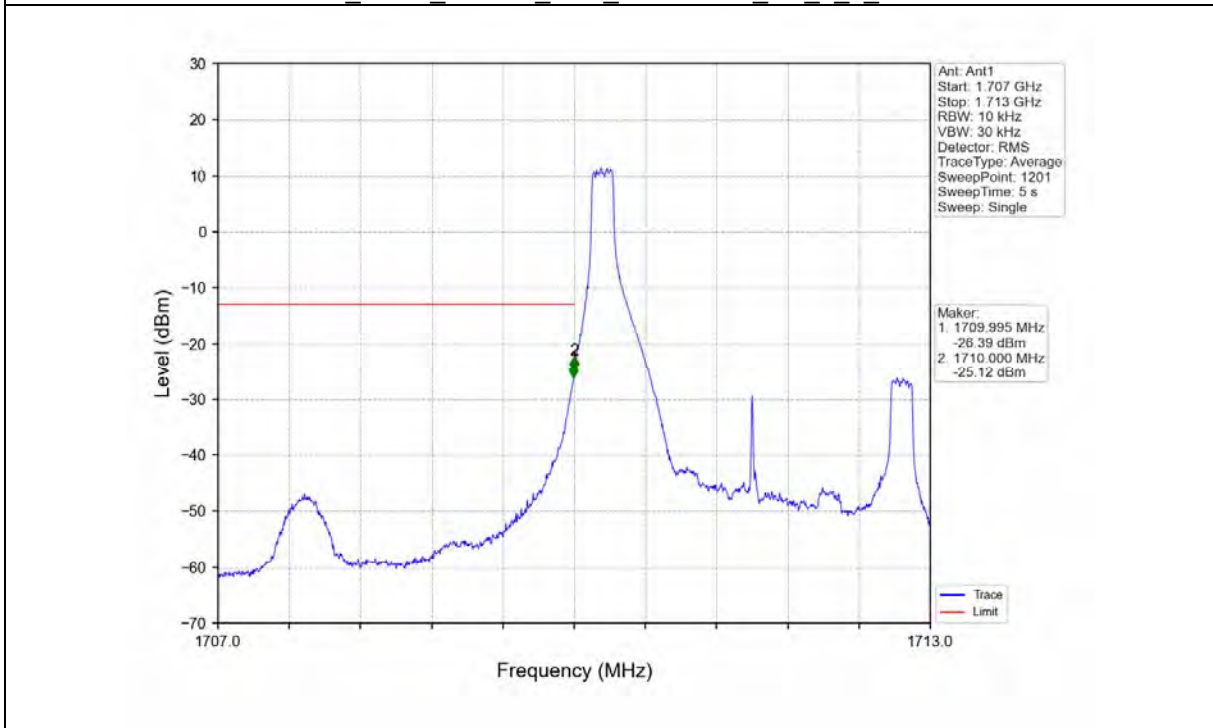


BUREAU VERITAS

Test Report No.: W7L-220503W001RF06



Band4_3MHz_16QAM_LCH_1711.5MHz_RB_1_0_NTNV

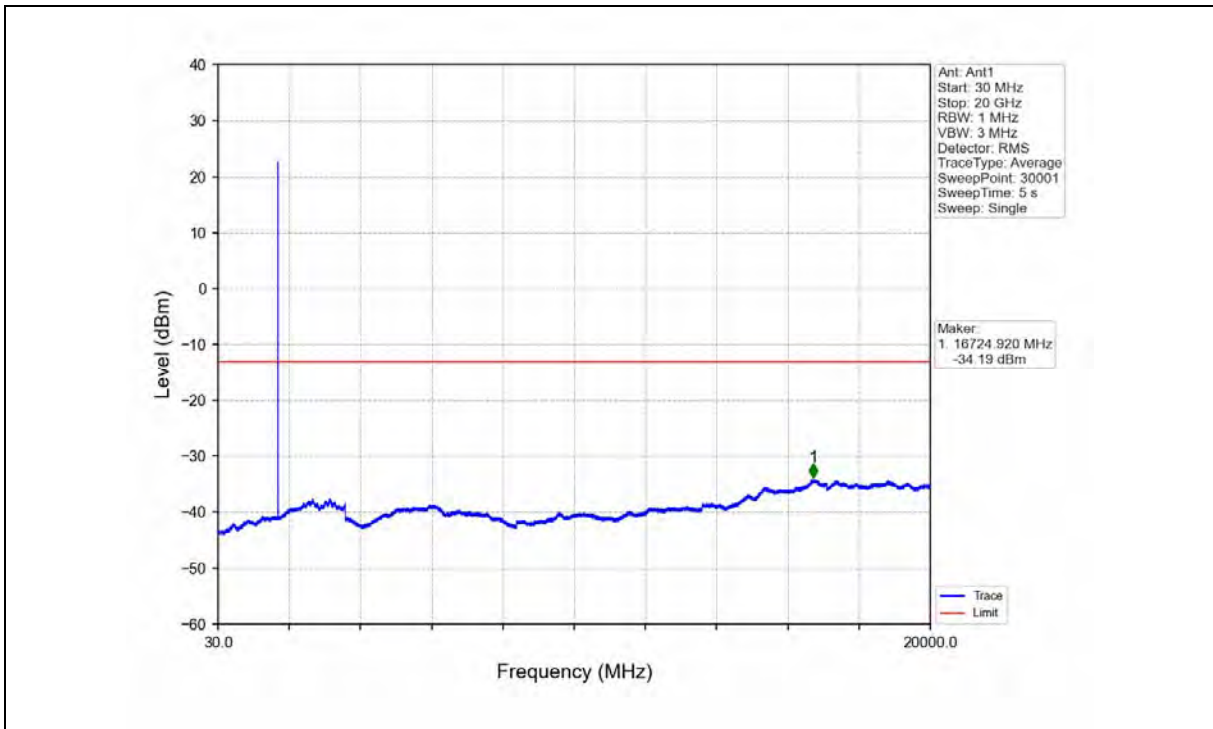


Band4_3MHz_16QAM_LCH_1711.5MHz_RB_1_0_NTNV

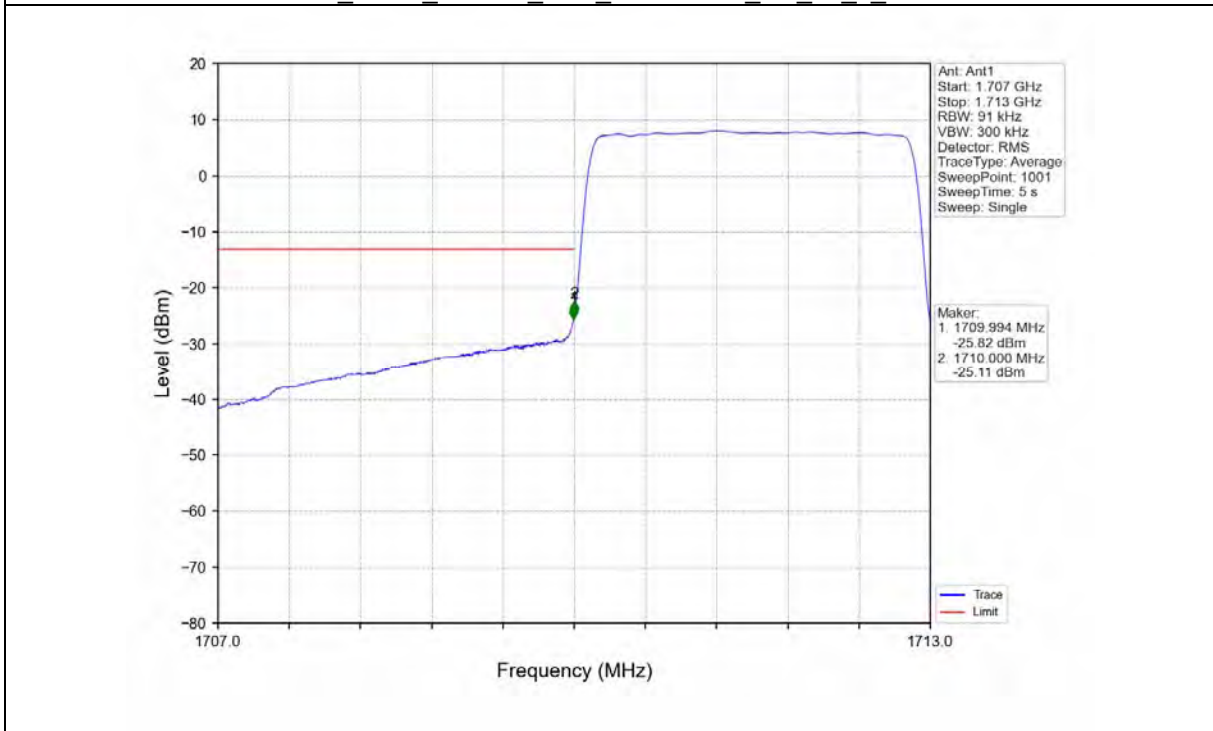


BUREAU VERITAS

Test Report No.: W7L-220503W001RF06



Band4_3MHz_16QAM_LCH_1711.5MHz_RB_15_0_NTNV

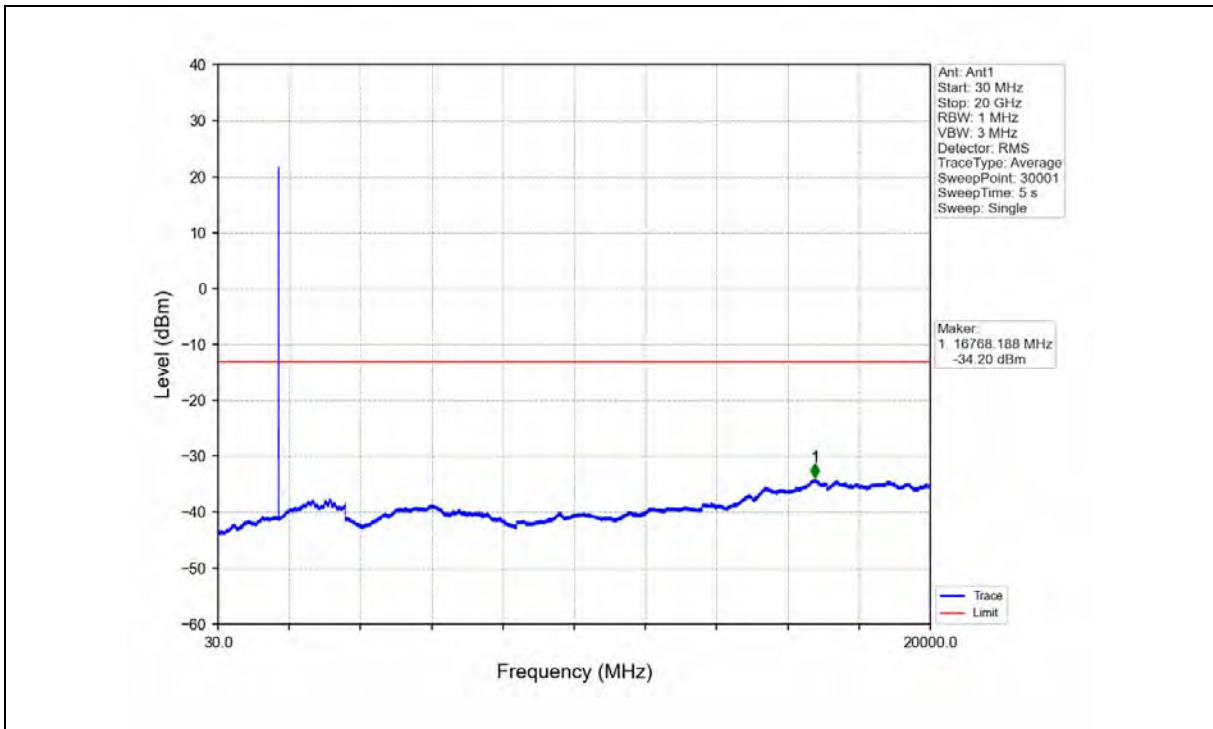


Band4_3MHz_16QAM_MCH_1732.5MHz_RB_1_0_NTNV

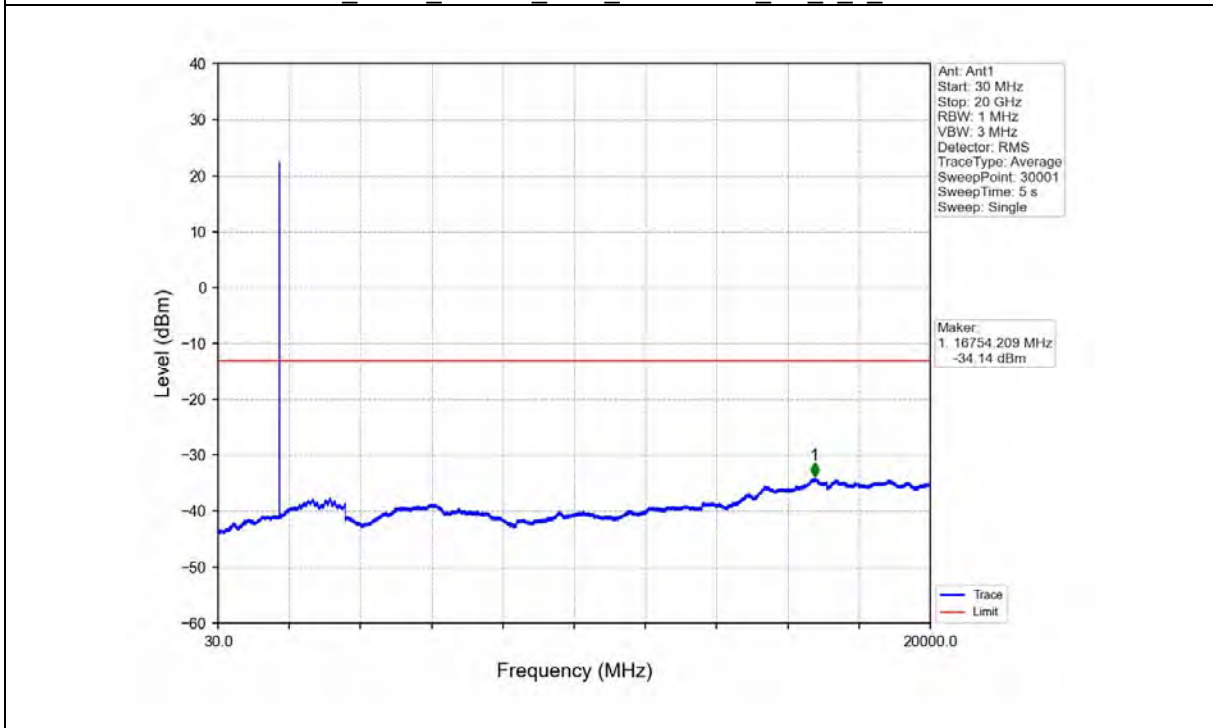


BUREAU VERITAS

Test Report No.: W7L-220503W001RF06



Band4_3MHz_16QAM_HCH_1753.5MHz_RB_1_0_NTNV

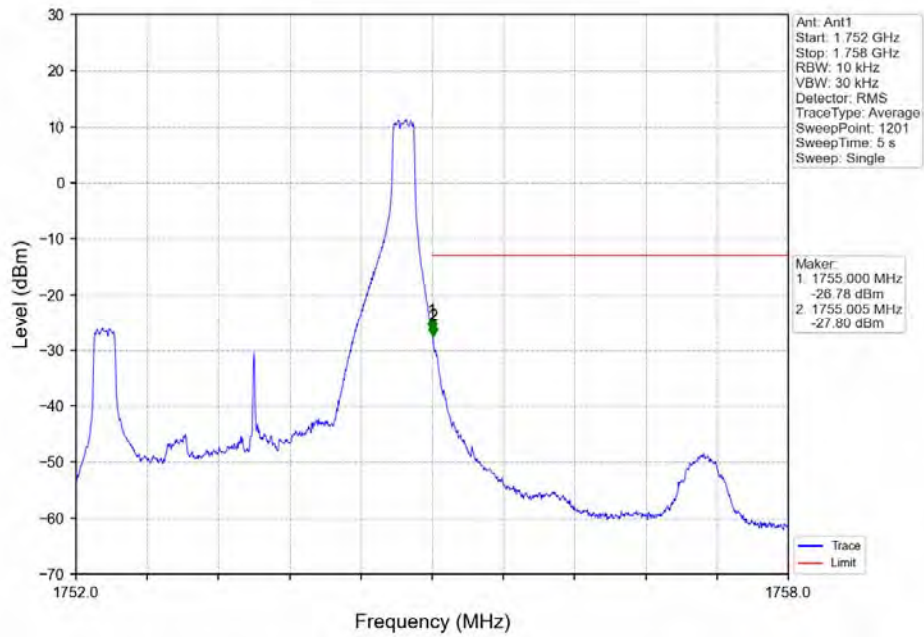


Band4_3MHz_16QAM_HCH_1753.5MHz_RB_1_14_NTNV

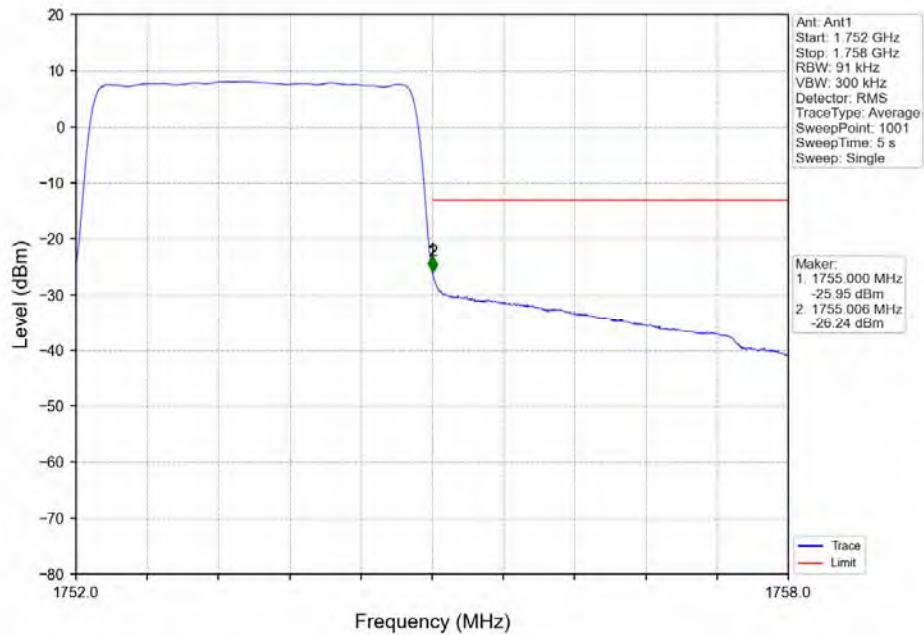


BUREAU VERITAS

Test Report No.: W7L-220503W001RF06



Band4_3MHz_16QAM_HCH_1753.5MHz_RB_15_0_NTNV

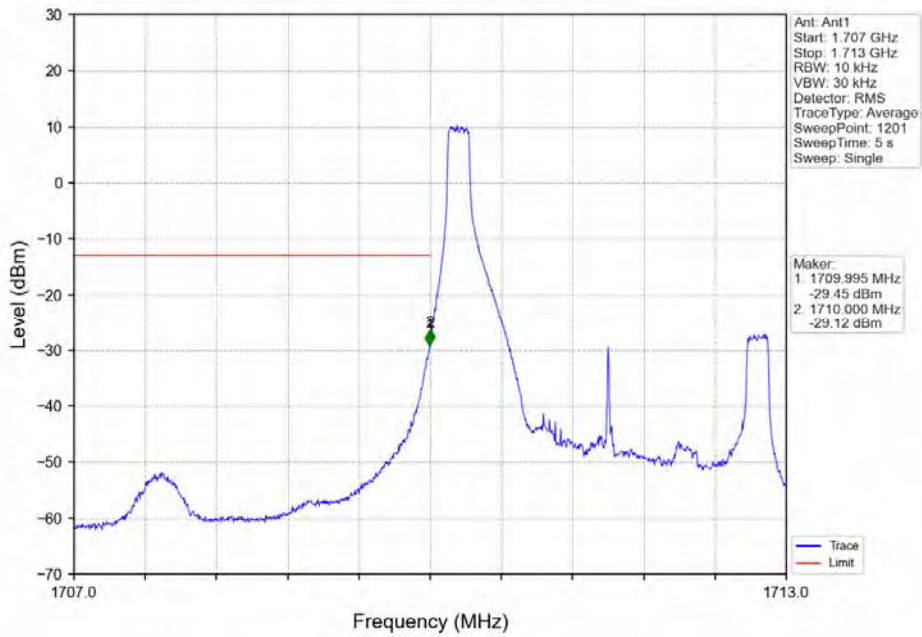


Band4_3MHz_64QAM_LCH_1711.5MHz_RB_1_0_NTNV

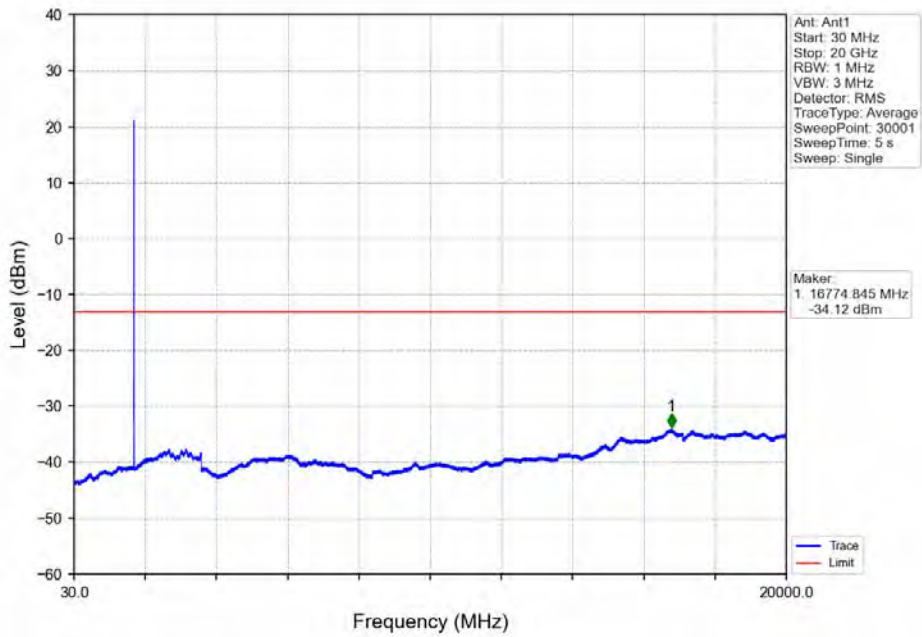


BUREAU VERITAS

Test Report No.: W7L-220503W001RF06



Band4_3MHz_64QAM_LCH_1711.5MHz_RB_1_0_NTNV

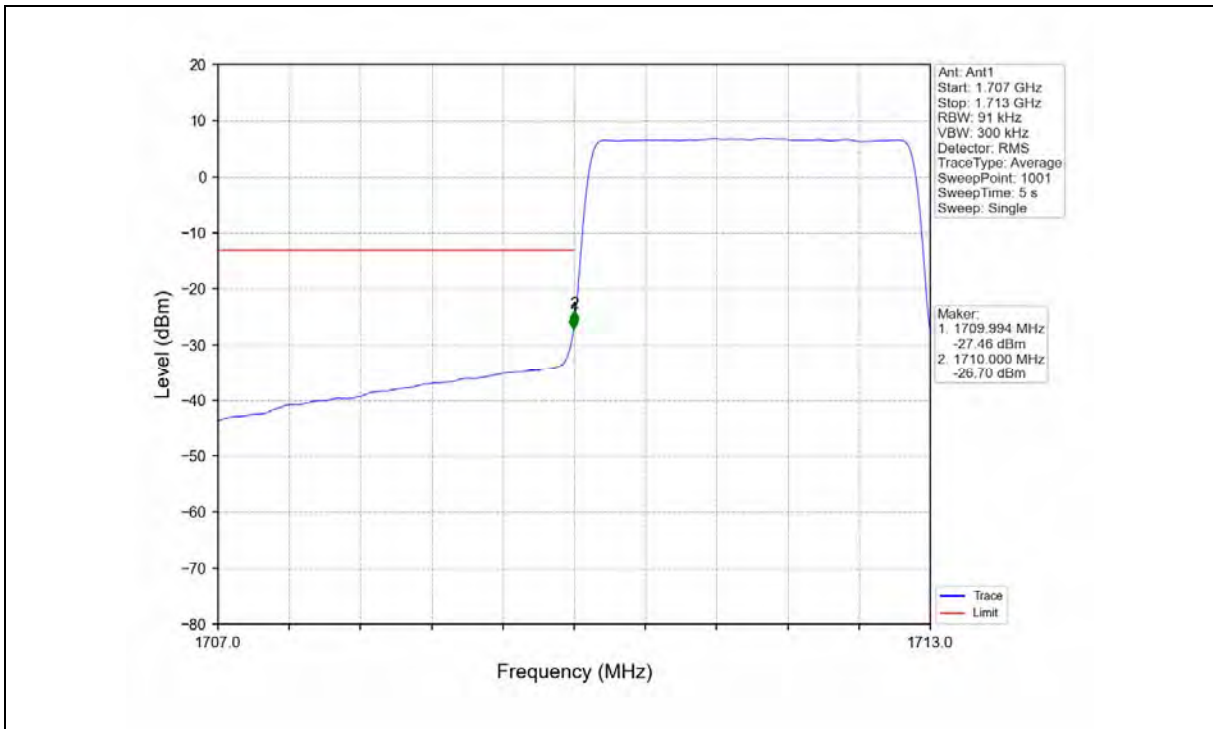


Band4_3MHz_64QAM_LCH_1711.5MHz_RB_15_0_NTNV

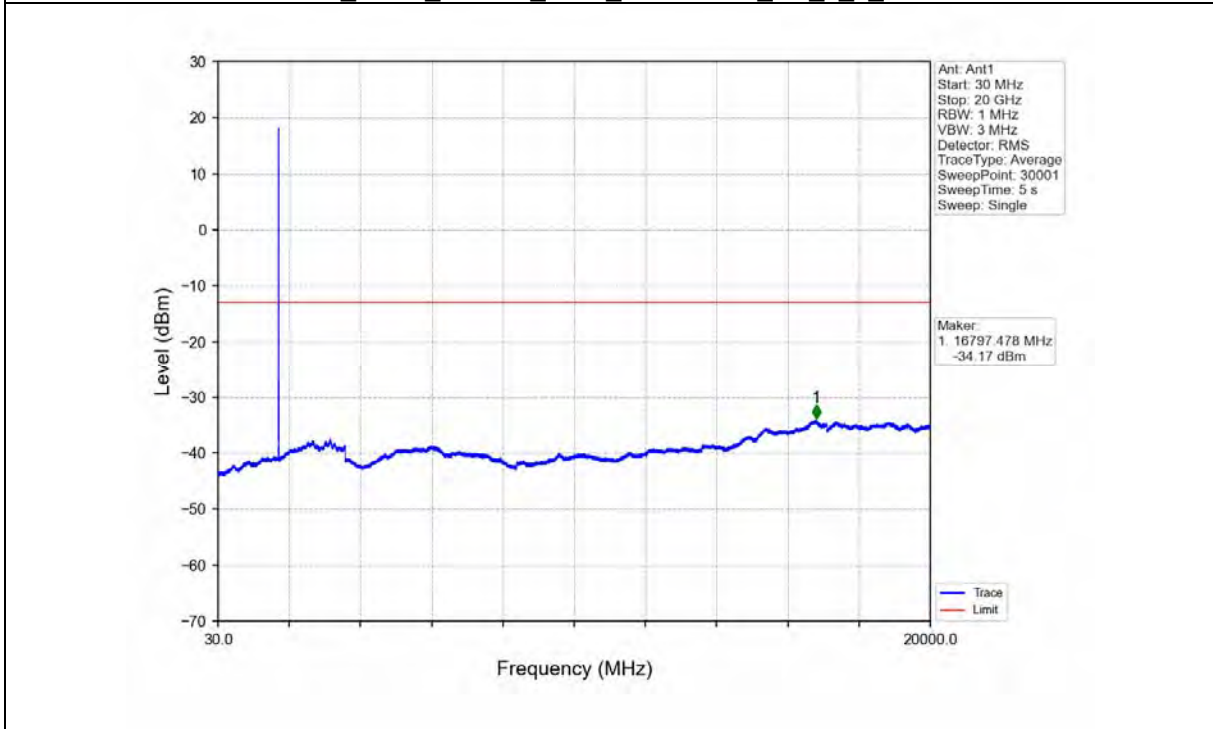


BUREAU
VERITAS

Test Report No.: W7L-220503W001RF06



Band4_3MHz_64QAM_MCH_1732.5MHz_RB_1_0_NTNV

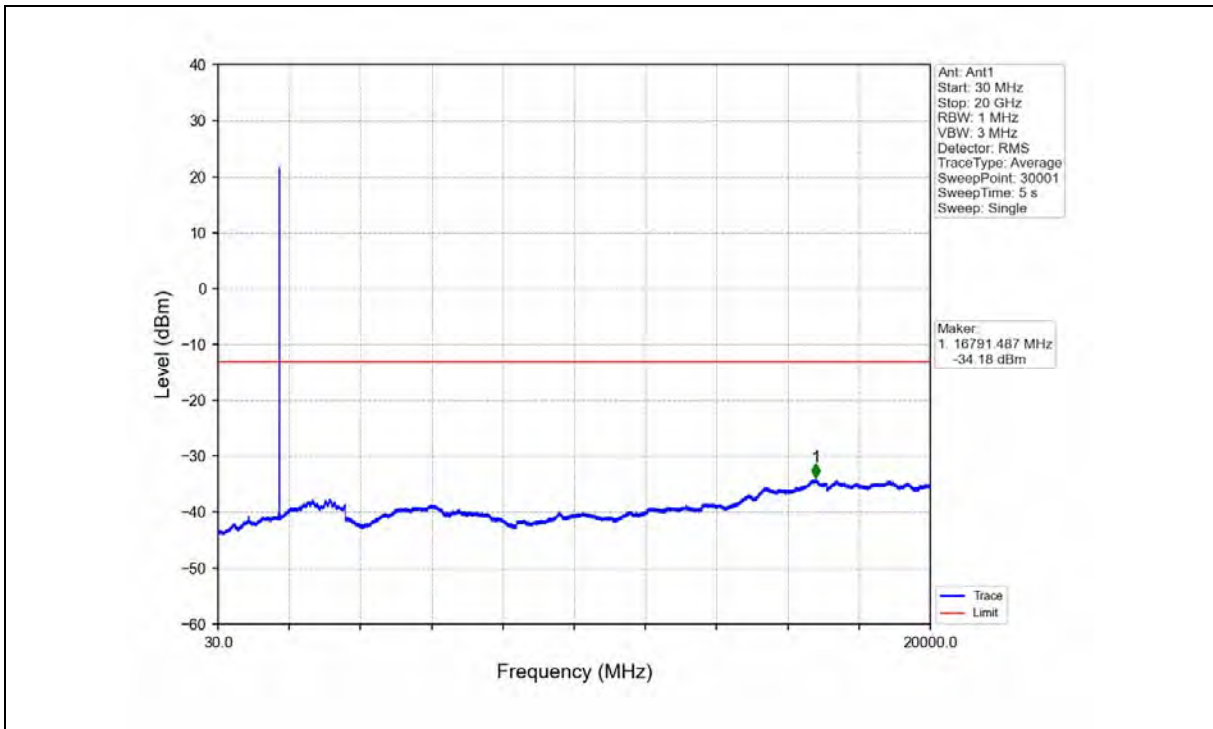


Band4_3MHz_64QAM_HCH_1753.5MHz_RB_1_0_NTNV

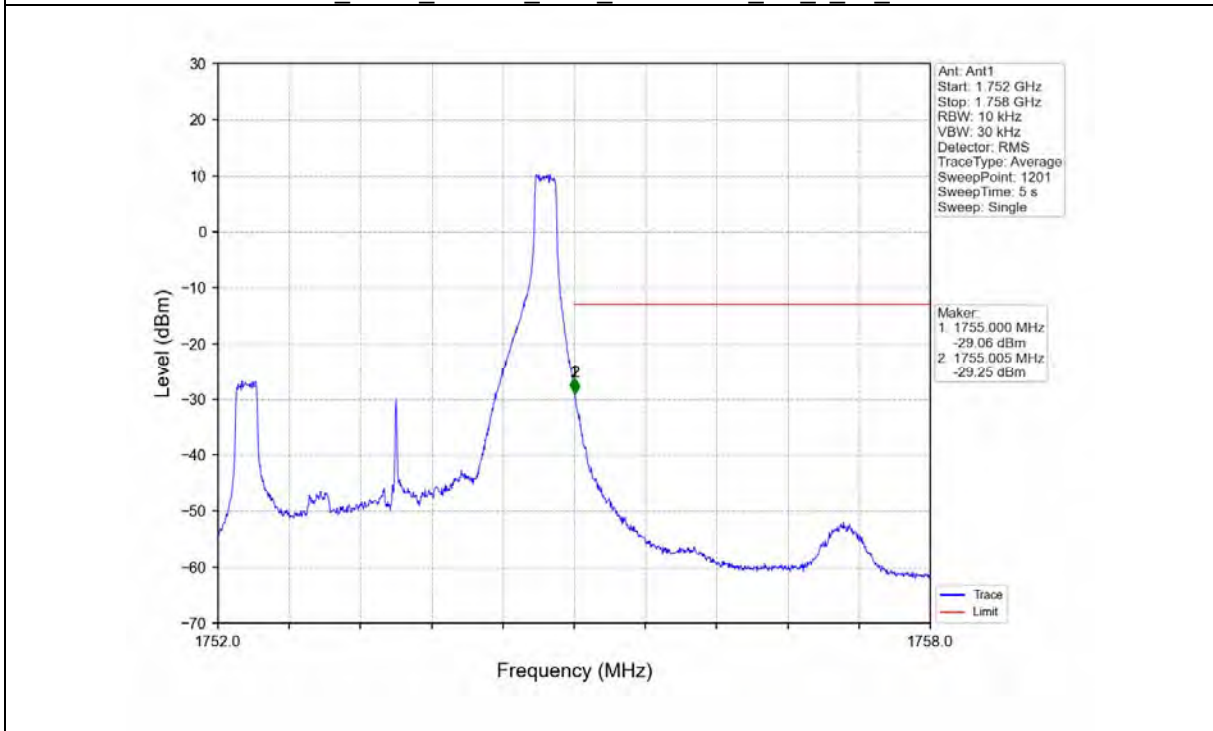


BUREAU VERITAS

Test Report No.: W7L-220503W001RF06



Band4_3MHz_64QAM_HCH_1753.5MHz_RB_1_14_NTNV

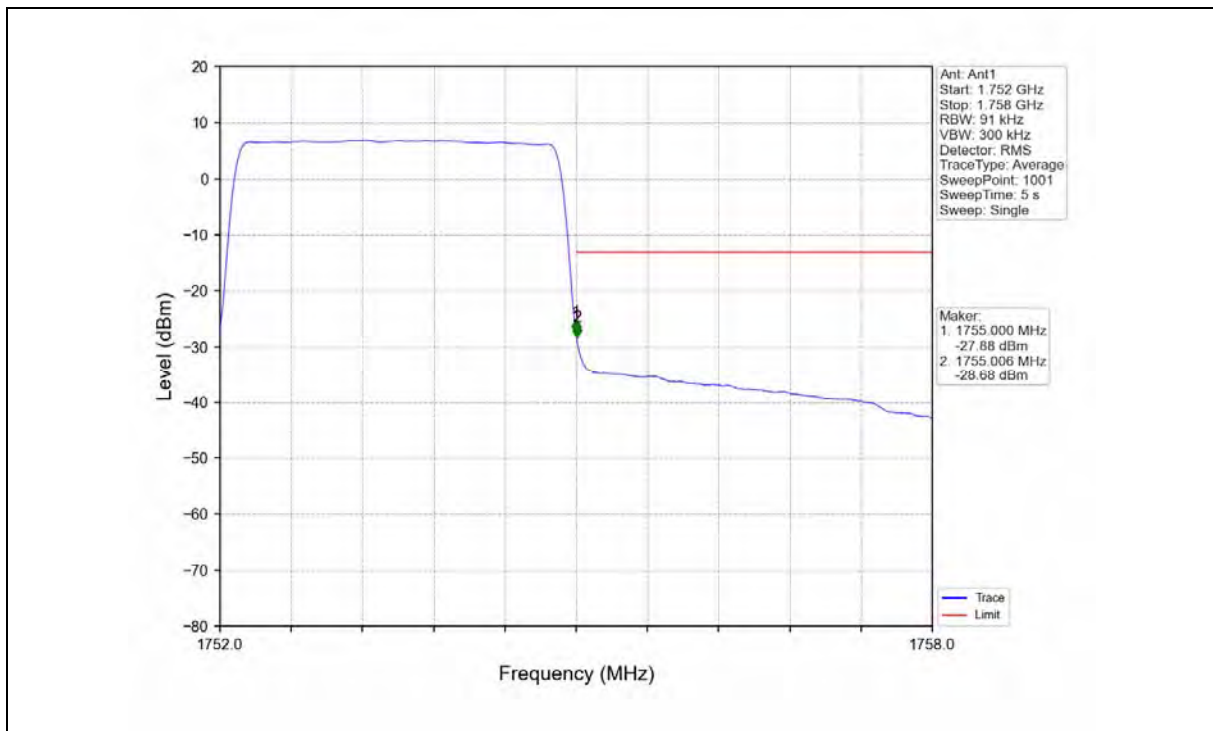


Band4_3MHz_64QAM_HCH_1753.5MHz_RB_15_0_NTNV



BUREAU
VERITAS

Test Report No.: W7L-220503W001RF06





Test Report No.: W7L-220503W001RF06

B4_5MHz

Test Result

Band: 4 / Bandwidth: 5MHz / NTN							
Modulation	Frequency (MHz)	RB Allocation		Spurious Emission		Verdict	
		Size	Offset	Result	Limit		
QPSK	1712.5	1	0	Refer To Test Graph		Pass	
		25	0	Refer To Test Graph		Pass	
	1732.5	1	0	Refer To Test Graph		Pass	
		1752.5	1	0	Refer To Test Graph		Pass
			25	0	Refer To Test Graph		Pass
16QAM	1712.5	1	0	Refer To Test Graph		Pass	
		25	0	Refer To Test Graph		Pass	
	1732.5	1	0	Refer To Test Graph		Pass	
		1752.5	1	0	Refer To Test Graph		Pass
			25	0	Refer To Test Graph		Pass
64QAM	1712.5	1	0	Refer To Test Graph		Pass	
		25	0	Refer To Test Graph		Pass	
	1732.5	1	0	Refer To Test Graph		Pass	
		1752.5	1	0	Refer To Test Graph		Pass
			25	0	Refer To Test Graph		Pass