



REPORT No.: SZ21100282S02

Annex C Plots of T-Coil Test Results

HAC_T-Coil_LTE Band 2_20MHz_QPSK_1RB_0offset_12.2Kbps_Ch18900_Z

Communication System: UID 10169 - CAB, LTE-FDD (SC-FDMA, 1 RB, 20 MHz, QPSK);

Frequency: 1880 MHz; Duty Cycle: 1:1

Medium: Air Medium parameters used: $\sigma = 0$ S/m, $\epsilon_r = 1$; $\rho = 0$ kg/m³

Ambient Temperature : 23.2 °C

DASY5 Configuration:

- Probe: AM1DV2 - 1048; ; Calibrated: 2021.02.22

- Sensor-Surface: 0mm (Fix Surface)

- Electronics: DAE4 Sn480; Calibrated: 2021.06.22

- Phantom: HAC Test Arch with AMCC; Type: SD HAC P01 BA;

- Measurement SW: DASY52, Version 52.8 (8); SEMCAD X Version 14.6.10 (7331)

Ch18900/z (axial) 4.2mm 50 x 50/ABM SNR(x,y,z) (13x13x1): Measurement grid:

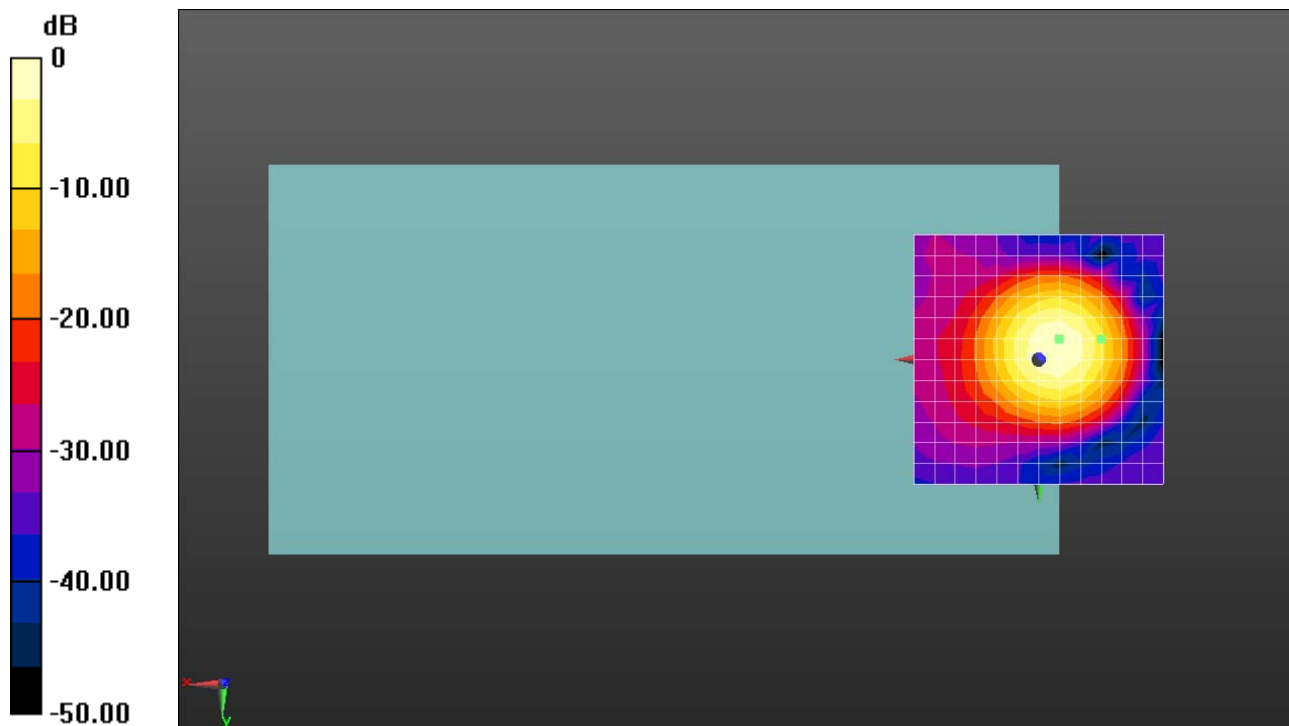
dx=10mm, dy=10mm

ABM1/ABM2 = 37.36 dB

ABM1 comp = -13.42 dBA/m

BWC Factor = -0.02 dB

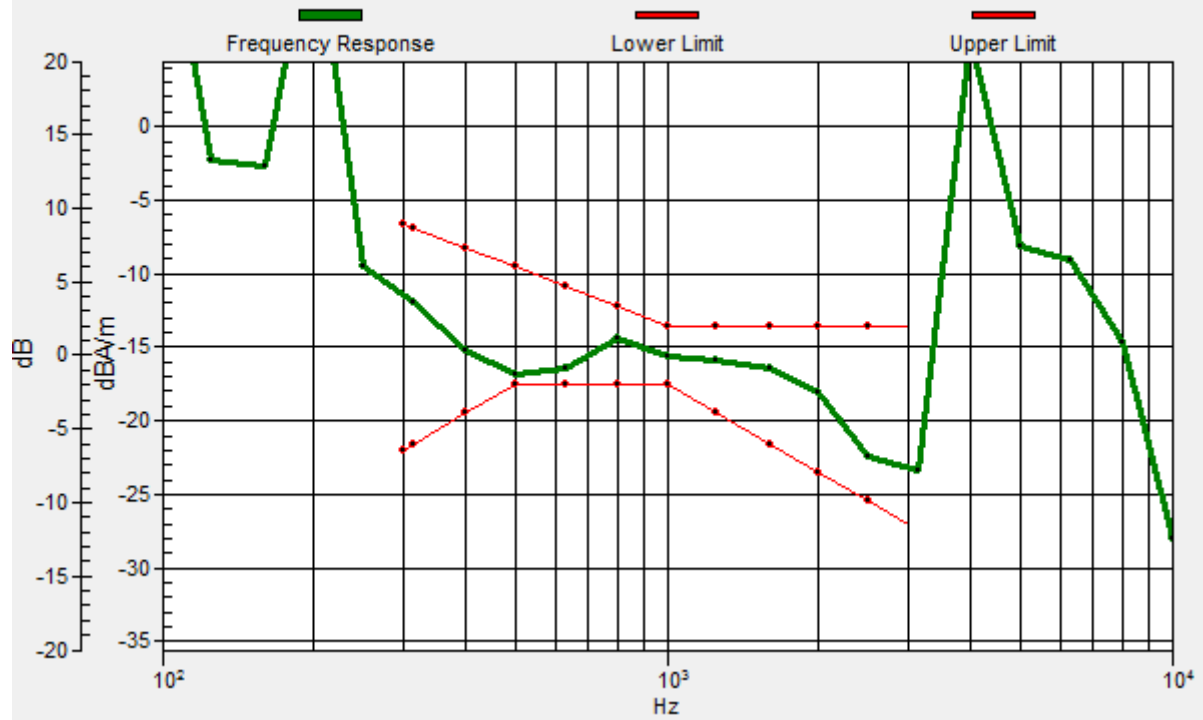
Location: -12.5, -4.2, 3.7 mm



0 dB = 73.77 = 37.36 dB

Ch18900/z (axial) wideband at best S/N/ABM Freq Resp(x,y,z,f)

Loc: -12.5, -4.2, 3.7 mm Diff: 0.73dB



HAC_T-Coil_LTE Band 2_20MHz_QPSK_1RB_0offset_12.2Kbps_Ch18900_Y

Communication System: UID 10169 - CAB, LTE-FDD (SC-FDMA, 1 RB, 20 MHz, QPSK);

Frequency: 1880 MHz;Duty Cycle: 1:1

Medium: Air Medium parameters used: $\sigma = 0$ S/m, $\epsilon_r = 1$; $\rho = 0$ kg/m³

Ambient Temperature : 23.2 °C

DASY5 Configuration:

- Probe: AM1DV2 - 1048; ; Calibrated: 2021.02.22

- Sensor-Surface: 0mm (Fix Surface)

- Electronics: DAE4 Sn480; Calibrated: 2021.06.22

- Phantom: HAC Test Arch with AMCC; Type: SD HAC P01 BA;

- Measurement SW: DASY52, Version 52.8 (8); SEMCAD X Version 14.6.10 (7331)

Ch18900/y (transversal) 4.2mm 50 x 50/ABM SNR(x,y,z) (13x13x1): Measurement grid:

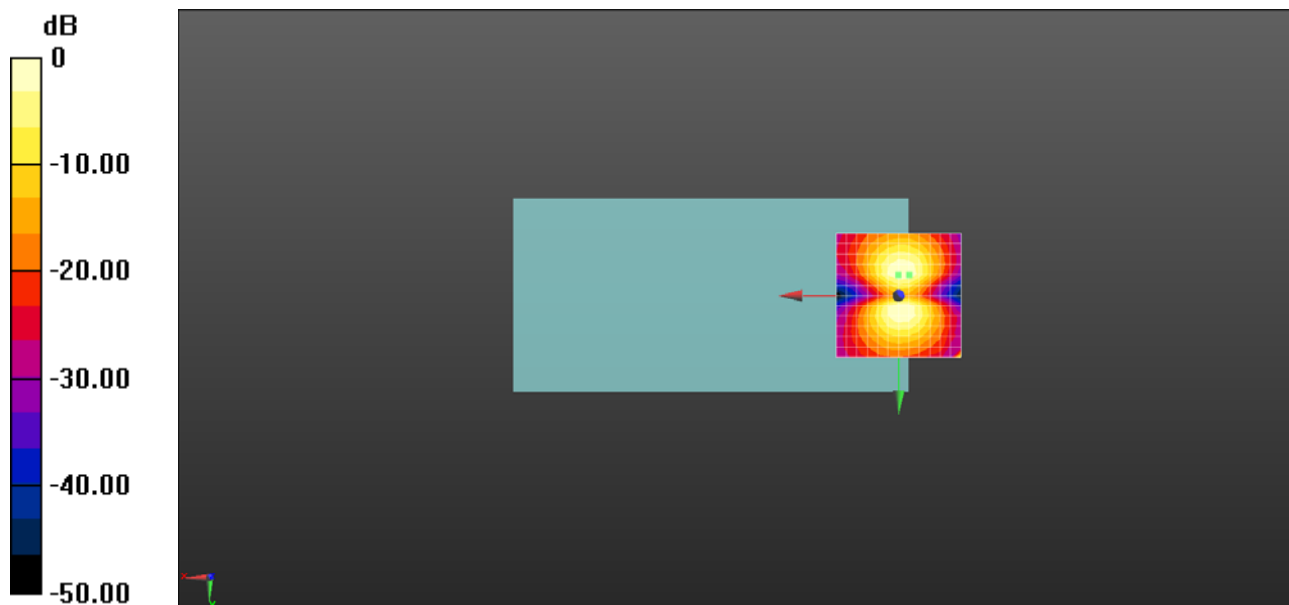
dx=10mm, dy=10mm

ABM1/ABM2 = 35.04 dB

ABM1 comp = -11.28 dBA/m

BWC Factor = -0.02 dB

Location: -4.2, -8.3, 3.7 mm



0 dB = 56.49

HAC_T-Coil_LTE Band 4_20MHz_QPSK_1RB_0offset_12.2Kbps_Ch20175_Z

Communication System: UID 10169 - CAB, LTE-FDD (SC-FDMA, 1 RB, 20 MHz, QPSK);

Frequency: 1732.5 MHz; Duty Cycle: 1:1

Medium: Air Medium parameters used: $\sigma = 0$ S/m, $\epsilon_r = 1$; $\rho = 0$ kg/m³

Ambient Temperature : 23.2 °C

DASY5 Configuration:

- Probe: AM1DV2 - 1048; ; Calibrated: 2021.02.22

- Sensor-Surface: 0mm (Fix Surface)

- Electronics: DAE4 Sn480; Calibrated: 2021.06.22

- Phantom: HAC Test Arch with AMCC; Type: SD HAC P01 BA;

- Measurement SW: DASY52, Version 52.8 (8); SEMCAD X Version 14.6.14 (7483)

Ch20175/z (axial) 4.2mm 50 x 50/ABM SNR(x,y,z) (13x13x1): Measurement grid:

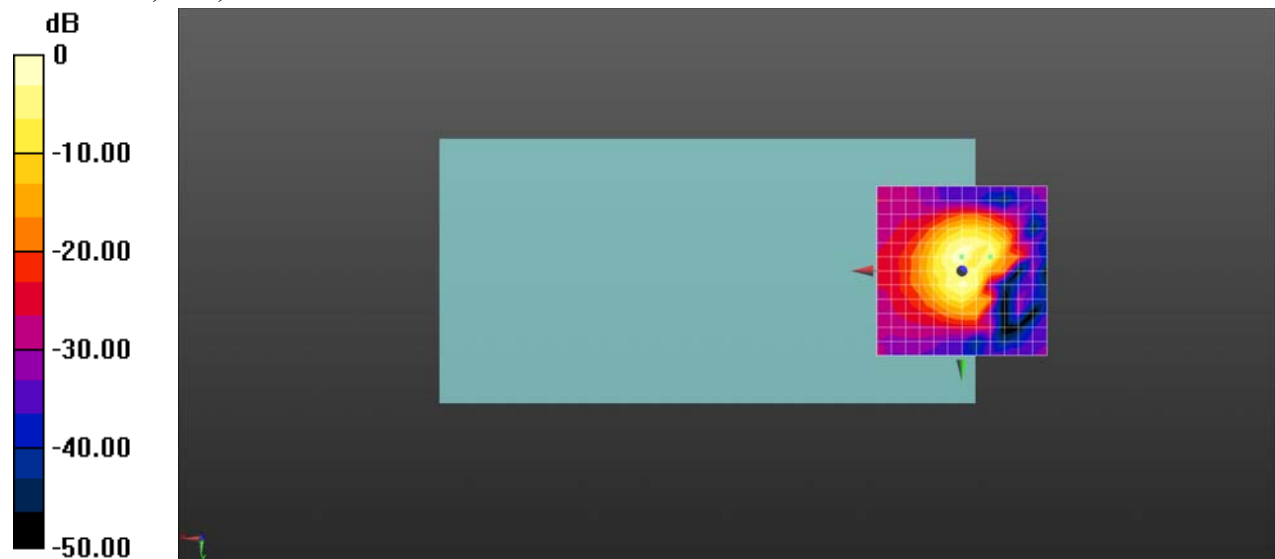
dx=10mm, dy=10mm

ABM1/ABM2 = 39.61 dB

ABM1 comp = -9.26 dBA/m

BWC Factor = -0.0074 dB

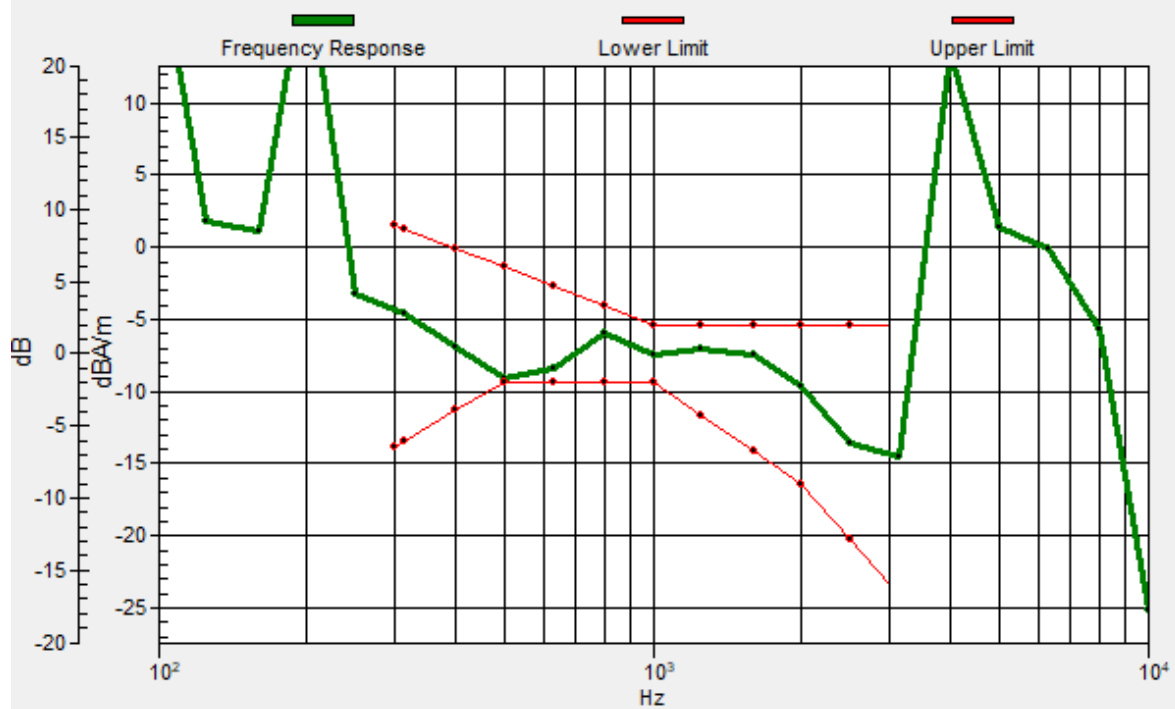
Location: 0, -4.2, 3.7 mm



0 dB = 95.63 = 39.61 dB

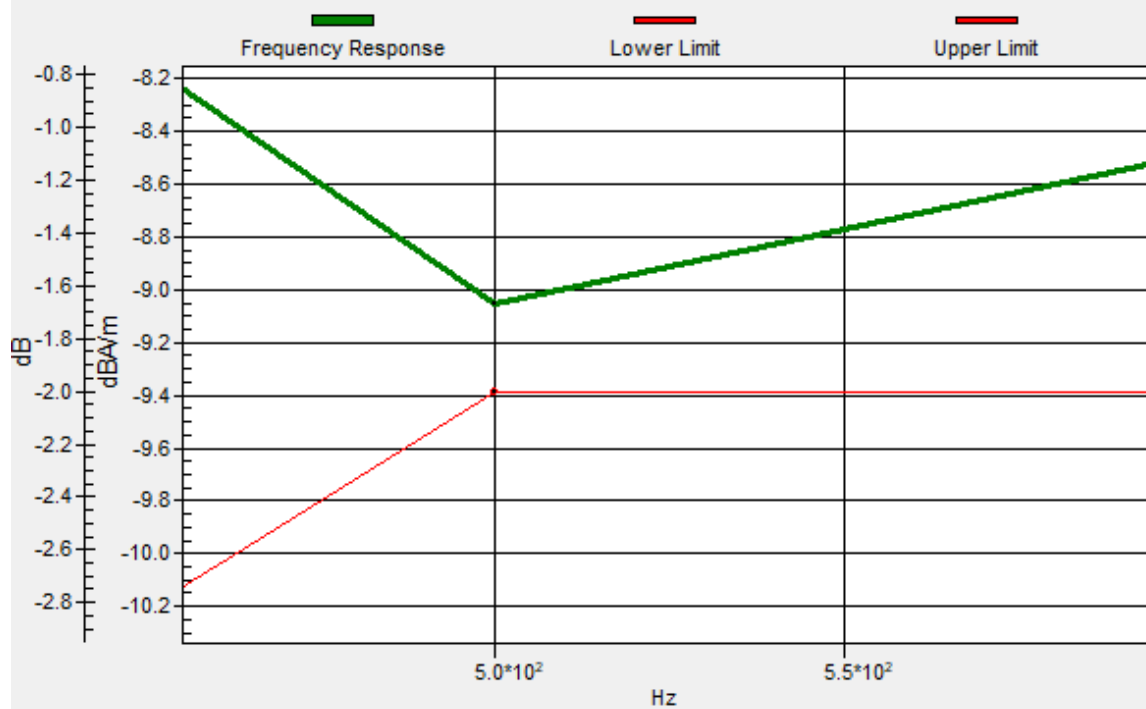
Ch20175/z (axial) wideband at best S/N/ABM Freq Resp(x,y,z,f)

Loc: -8.3, -4.2, 3.7 mm Diff: 0.33dB



Ch20175/z (axial) wideband at best S/N/ABM Freq Resp(x,y,z,f)

Loc: -8.3, -4.2, 3.7 mm Diff: 0.33dB



HAC_T-Coil_LTE Band 4_20MHz_QPSK_1RB_0offset_12.2Kbps_Ch20175_Y

Communication System: UID 10169 - CAB, LTE-FDD (SC-FDMA, 1 RB, 20 MHz, QPSK);

Frequency: 1732.5 MHz; Duty Cycle: 1:1

Medium: Air Medium parameters used: $\sigma = 0$ S/m, $\epsilon_r = 1$; $\rho = 0$ kg/m³

Ambient Temperature : 23.2 °C

DASY5 Configuration:

- Probe: AM1DV2 - 1048; ; Calibrated: 2021.02.22

- Sensor-Surface: 0mm (Fix Surface)

- Electronics: DAE4 Sn480; Calibrated: 2021.06.22

- Phantom: HAC Test Arch with AMCC; Type: SD HAC P01 BA;

- Measurement SW: DASY52, Version 52.8 (8); SEMCAD X Version 14.6.10 (7331)

Ch21750/y (transversal) 4.2mm 50 x 50/ABM SNR(x,y,z) (13x13x1): Measurement grid:


dx=10mm, dy=10mm

ABM1/ABM2 = 30.09 dB

ABM1 comp = -15.36 dBA/m

BWC Factor = -0.0074 dB

Location: -4.2, -8.3, 3.7 mm



0 dB = 31.96 = 30.09 dB

HAC_T-Coil_LTE Band 5_10MHz_QPSK_1RB_0offset_12.2Kbps_Ch20525_Z

Communication System: UID 10175 - CAB, LTE-FDD (SC-FDMA, 1 RB, 10 MHz, QPSK);
Frequency: 836.5 MHz; Duty Cycle: 1:1

Medium: Air Medium parameters used: $\sigma = 0$ S/m, $\epsilon_r = 1$; $\rho = 0$ kg/m³

Ambient Temperature : 23.2 °C

DASY5 Configuration:

- Probe: AM1DV2 - 1048; ; Calibrated: 2021.02.22
- Sensor-Surface: 0mm (Fix Surface)
- Electronics: DAE4 Sn480; Calibrated: 2021.06.22
- Phantom: HAC Test Arch with AMCC; Type: SD HAC P01 BA;
- Measurement SW: DASY52, Version 52.8 (8); SEMCAD X Version 14.6.10 (7331)

Ch20525/z (axial) 4.2mm 50 x 50/ABM SNR(x,y,z) (13x13x1): Measurement grid:

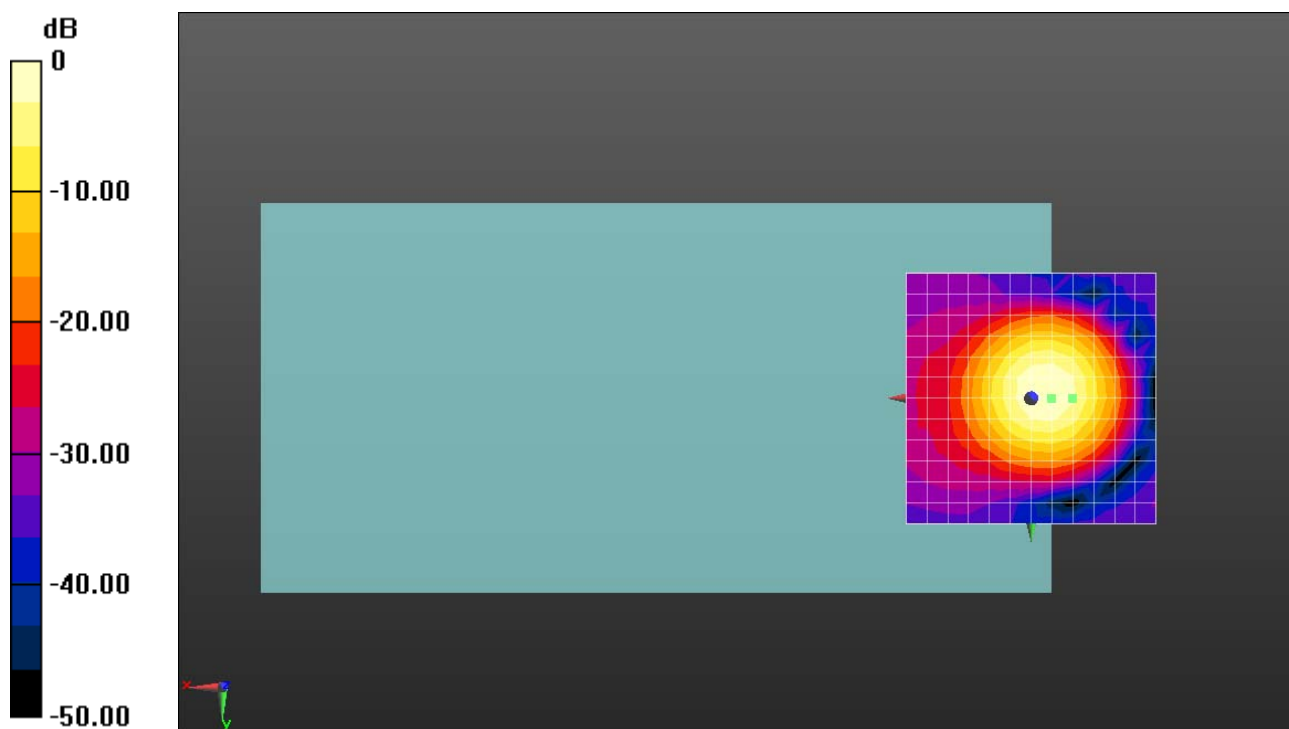
dx=10mm, dy=10mm

ABM1/ABM2 = 39.01 dB

ABM1 comp = -8.38 dBA/m

BWC Factor = -0.03 dB

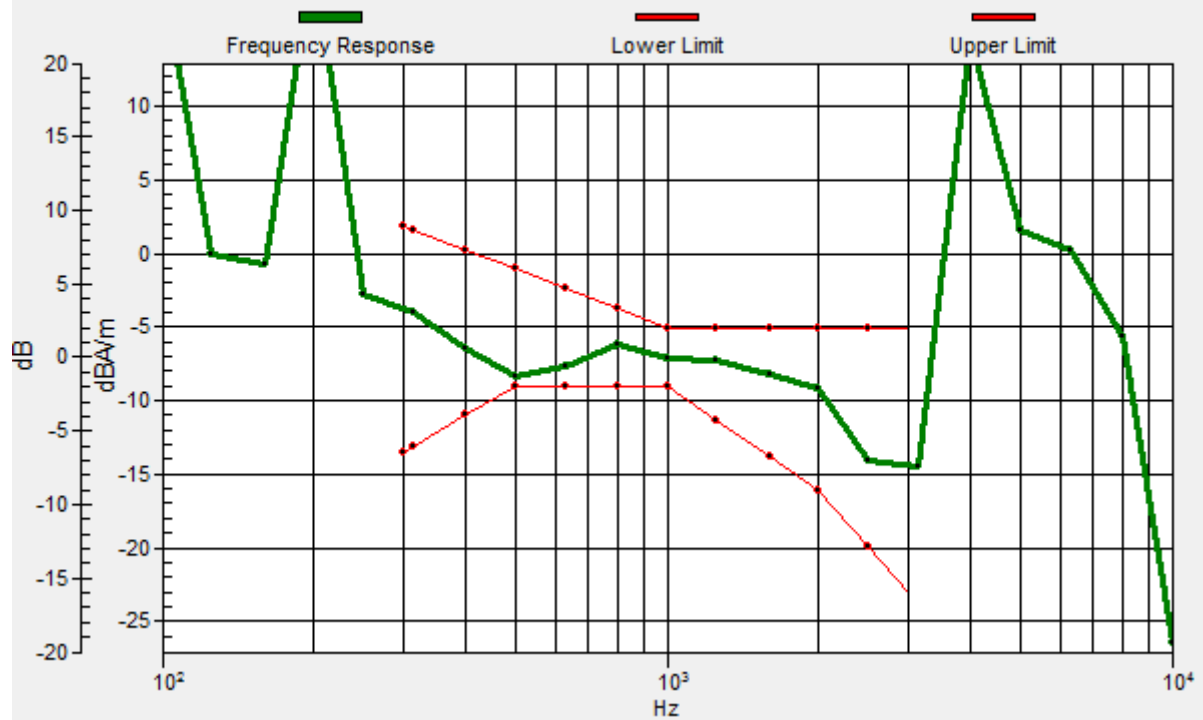
Location: -8.3, 0, 3.7 mm



0 dB = 89.20 = 39.01 dB

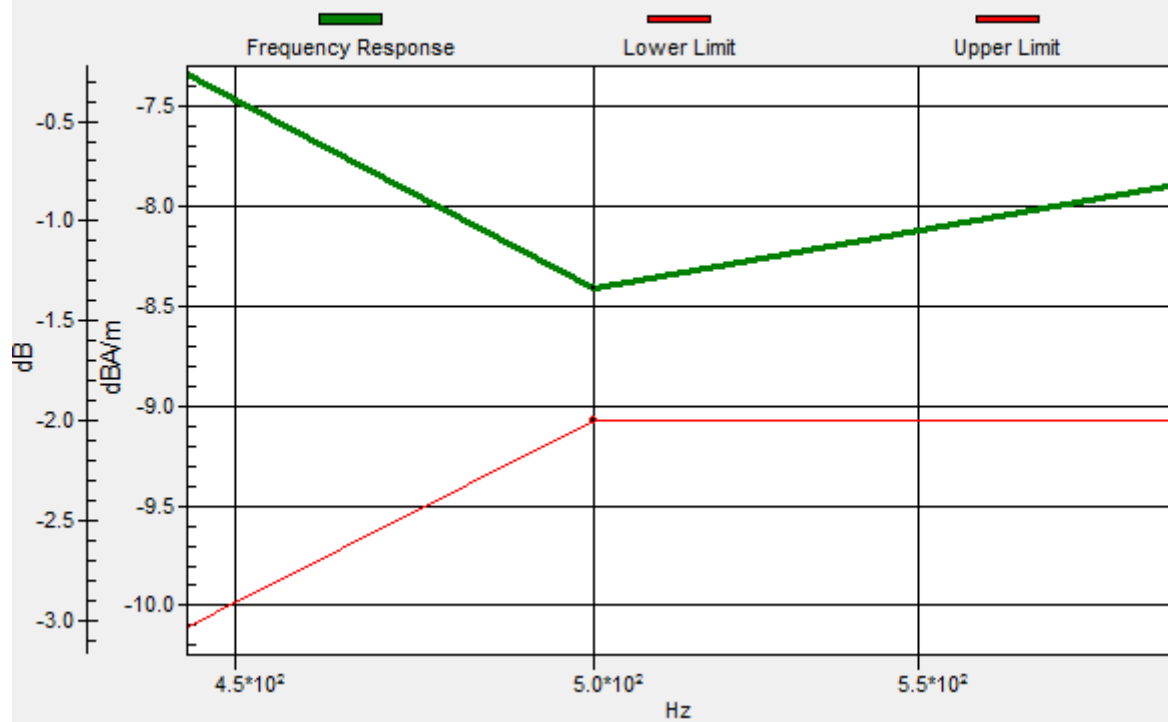
Ch20525/z (axial) wideband at best S/N/ABM Freq Resp(x,y,z,f)

Loc: -8.3, 0, 3.7 mm Diff: 0.66dB



Ch20525/z (axial) wideband at best S/N/ABM Freq Resp(x,y,z,f)

Loc: -8.3, 0, 3.7 mm Diff: 0.66dB



HAC_T-Coil_LTE Band 5_10MHz_QPSK_1RB_0offset_12.2Kbps_Ch20525_Y

Communication System: UID 10175 - CAB, LTE-FDD (SC-FDMA, 1 RB, 10 MHz, QPSK);
Frequency: 836.5 MHz;Duty Cycle: 1:1

Medium: Air Medium parameters used: $\sigma = 0$ S/m, $\epsilon_r = 1$; $\rho = 0$ kg/m³

Ambient Temperature : 23.2 °C

DASY5 Configuration:

- Probe: AM1DV2 - 1048; ; Calibrated: 2021.02.22
- Sensor-Surface: 0mm (Fix Surface)
- Electronics: DAE4 Sn480; Calibrated: 2021.06.22
- Phantom: HAC Test Arch with AMCC; Type: SD HAC P01 BA;
- Measurement SW: DASY52, Version 52.8 (8); SEMCAD X Version 14.6.10 (7331)

Ch20525/y (transversal) 4.2mm 50 x 50/ABM SNR(x,y,z) (13x13x1): Measurement grid:

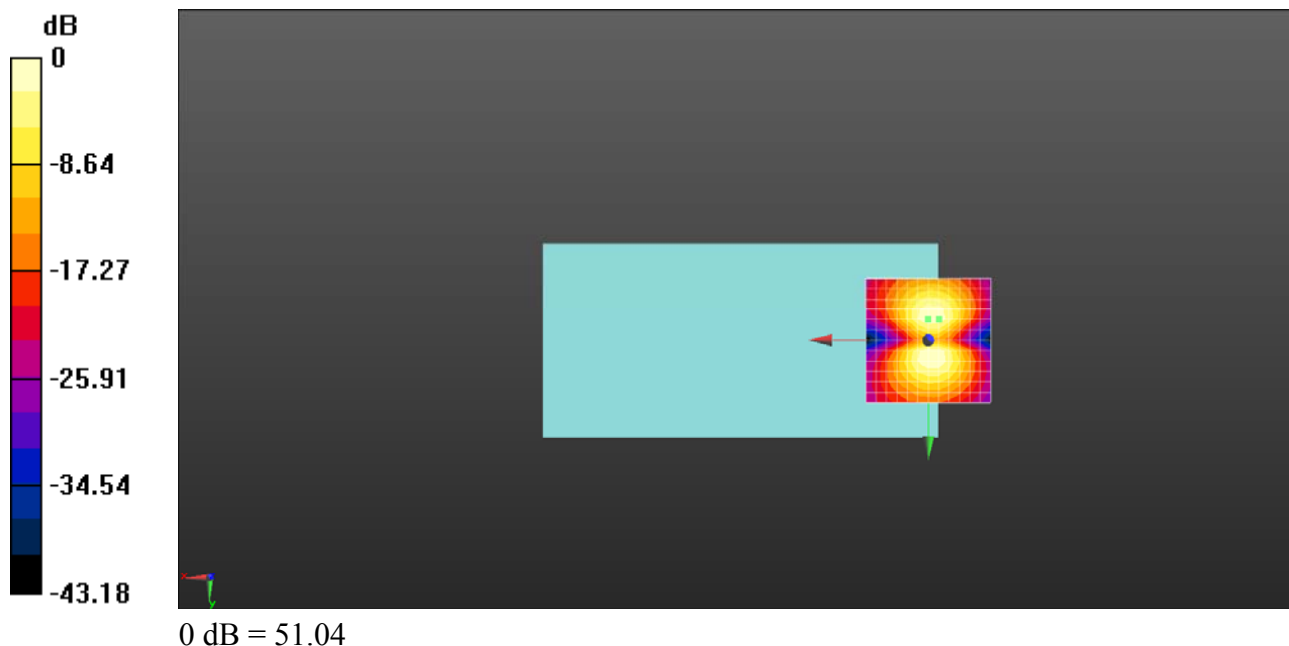
dx=10mm, dy=10mm

ABM1/ABM2 = 34.16 dB

ABM1 comp = -11.71 dBA/m

BWC Factor = -0.03 dB

Location: -4.2, -8.3, 3.7 mm



HAC_T-Coil_LTE Band 12_10MHz_QPSK_1RB_0offset_12.2Kbps_Ch23095_Z

Communication System: UID 10175 - CAB, LTE-FDD (SC-FDMA, 1 RB, 10 MHz, QPSK);

Frequency: 707.5 MHz; Duty Cycle: 1:1

Medium: Air Medium parameters used: $\sigma = 0$ S/m, $\epsilon_r = 1$; $\rho = 0$ kg/m³

Ambient Temperature : 23.2 °C

DASY5 Configuration:

- Probe: AM1DV2 - 1048; ; Calibrated: 2021.02.22

- Sensor-Surface: 0mm (Fix Surface)

- Electronics: DAE4 Sn480; Calibrated: 2021.06.22

- Phantom: HAC Test Arch with AMCC; Type: SD HAC P01 BA;

- Measurement SW: DASY52, Version 52.8 (8); SEMCAD X Version 14.6.10 (7331)

Ch23095/z (axial) 4.2mm 50 x 50/ABM SNR(x,y,z) (13x13x1): Measurement grid:

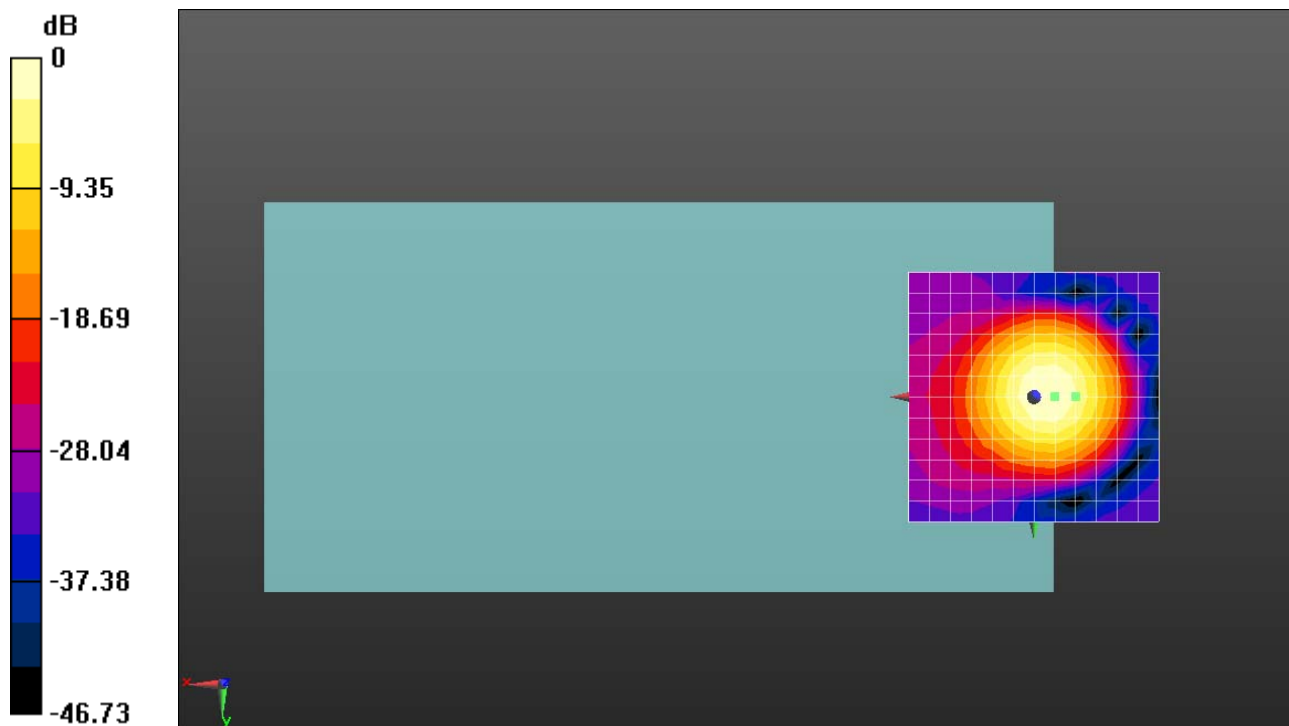
dx=10mm, dy=10mm

ABM1/ABM2 = 33.84 dB

ABM1 comp = -13.76 dBA/m

BWC Factor = -0.02 dB

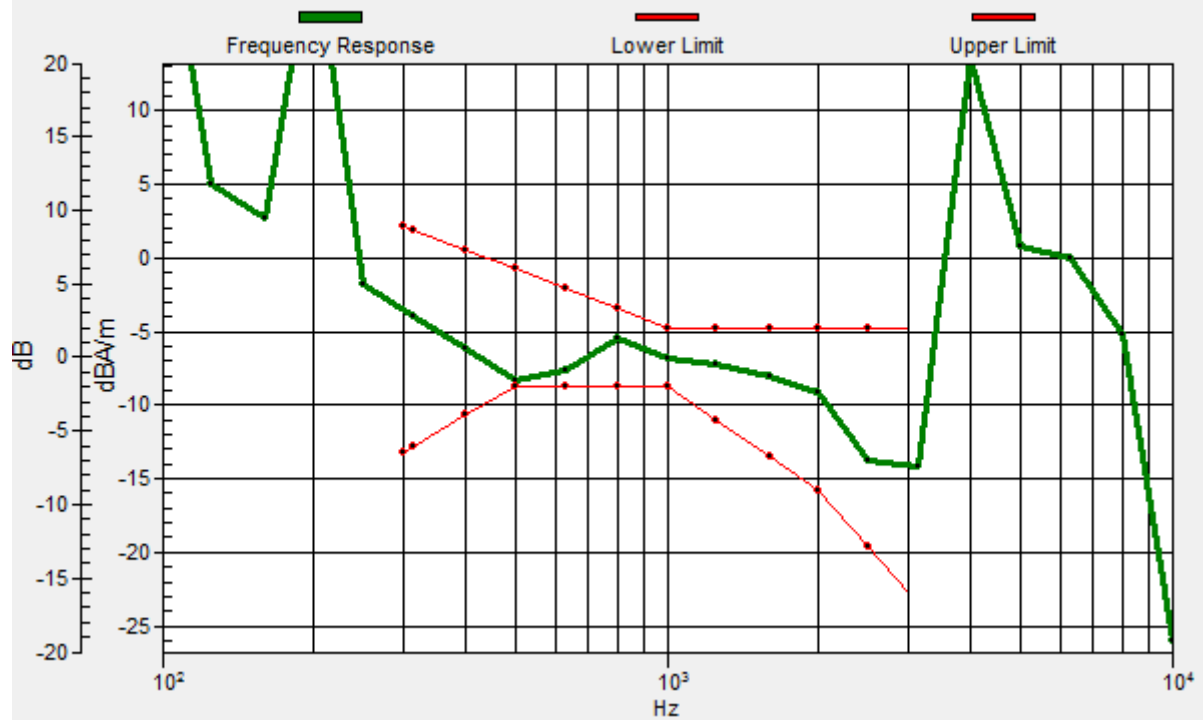
Location: -8.3, 0, 3.7 mm



0 dB = 92.10 = 33.84 dB

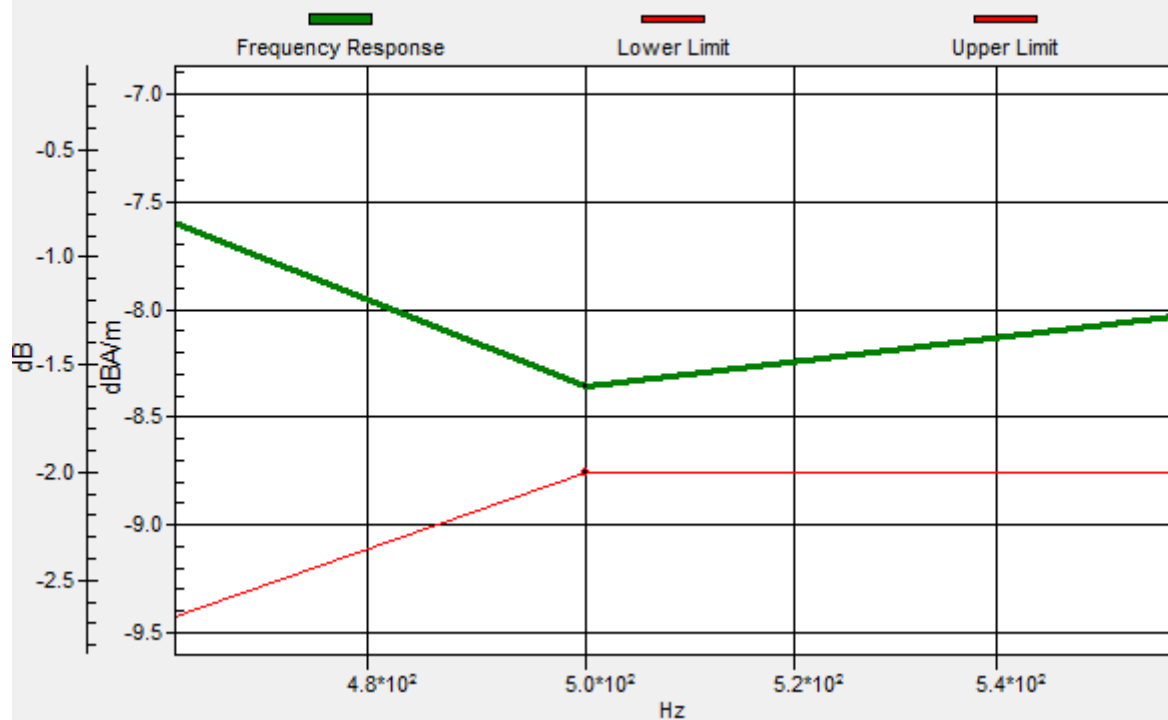
Ch23095/z (axial) wideband at best S/N/ABM Freq Resp(x,y,z,f)

Loc: -8.3, 0, 3.7 mm Diff: 0.4dB



Ch23095/z (axial) wideband at best S/N/ABM Freq Resp(x,y,z,f)

Loc: -8.3, 0, 3.7 mm Diff: 0.4dB



HAC_T-Coil_LTE Band 12_10MHz_QPSK_1RB_0offset_12.2Kbps_Ch23095_Y

Communication System: UID 10175 - CAB, LTE-FDD (SC-FDMA, 1 RB, 10 MHz, QPSK);

Frequency: 707.5 MHz;Duty Cycle: 1:1

Medium: Air Medium parameters used: $\sigma = 0$ S/m, $\epsilon_r = 1$; $\rho = 0$ kg/m³

Ambient Temperature : 23.2 °C

DASY5 Configuration:

- Probe: AM1DV2 - 1048; ; Calibrated: 2021.02.22

- Sensor-Surface: 0mm (Fix Surface)

- Electronics: DAE4 Sn480; Calibrated: 2021.06.22

- Phantom: HAC Test Arch with AMCC; Type: SD HAC P01 BA;

- Measurement SW: DASY52, Version 52.8 (8); SEMCAD X Version 14.6.10 (7331)

Ch23095/y (transversal) 4.2mm 50 x 50/ABM SNR(x,y,z) (13x13x1): Measurement grid:

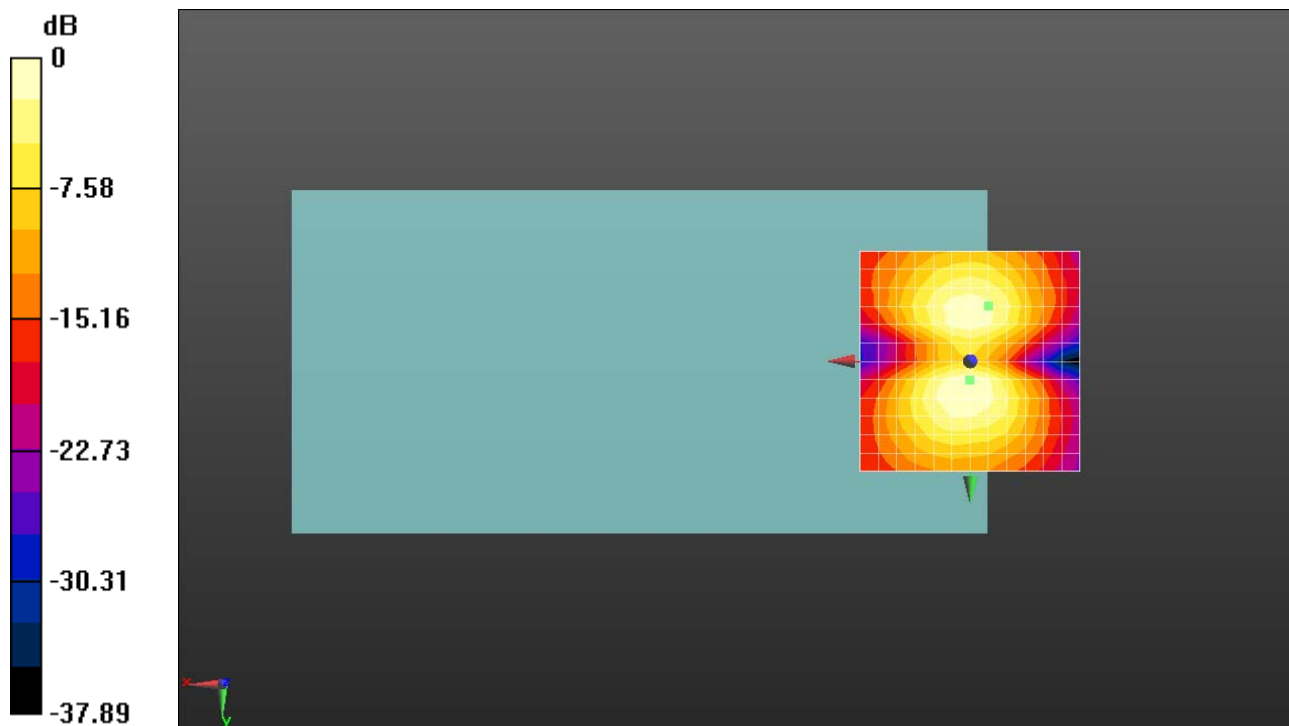
dx=10mm, dy=10mm

ABM1/ABM2 = 30.98 dB

ABM1 comp = -14.95 dBA/m

BWC Factor = -0.0073 dB

Location: -4.2, -12.5, 3.7 mm



0 dB = 35.41 = 30.98 dB

HAC_T-Coil_LTE Band 14_10MHz_QPSK_1RB_0offset_12.2Kbps_Ch23330_Z

Communication System: UID 10175 - CAB, LTE-FDD (SC-FDMA, 1 RB, 10 MHz, QPSK);

Frequency: 793 MHz; Duty Cycle: 1:1

Medium: Air Medium parameters used: $\sigma = 0$ S/m, $\epsilon_r = 1$; $\rho = 0$ kg/m³

Ambient Temperature : 23.2 °C

DASY5 Configuration:

- Probe: AM1DV2 - 1048; ; Calibrated: 2021.02.22

- Sensor-Surface: 0mm (Fix Surface)

- Electronics: DAE4 Sn480; Calibrated: 2021.06.22

- Phantom: HAC Test Arch with AMCC; Type: SD HAC P01 BA;

- Measurement SW: DASY52, Version 52.8 (8); SEMCAD X Version 14.6.10 (7331)

Ch23330/z (axial) 4.2mm 50 x 50/ABM SNR(x,y,z) (13x13x1): Measurement grid:

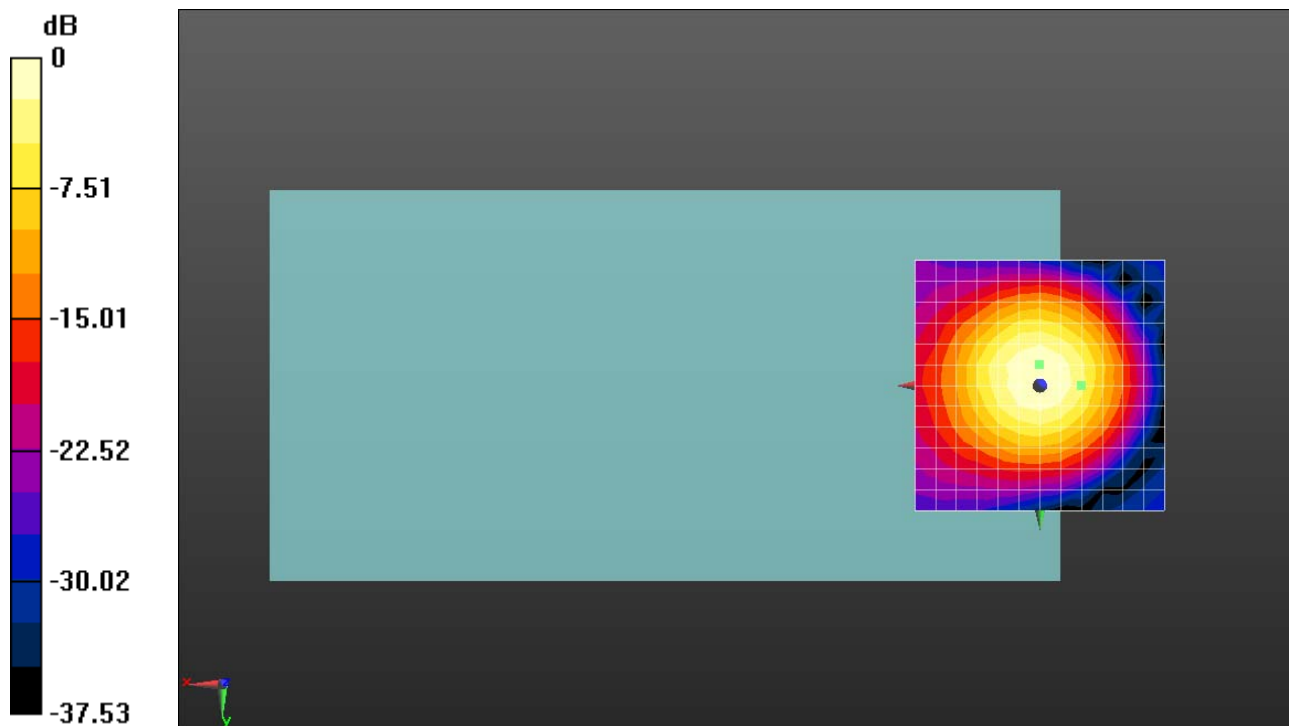
dx=10mm, dy=10mm

ABM1/ABM2 = 32.28 dB

ABM1 comp = -15.19 dBA/m

BWC Factor = -0.0056 dB

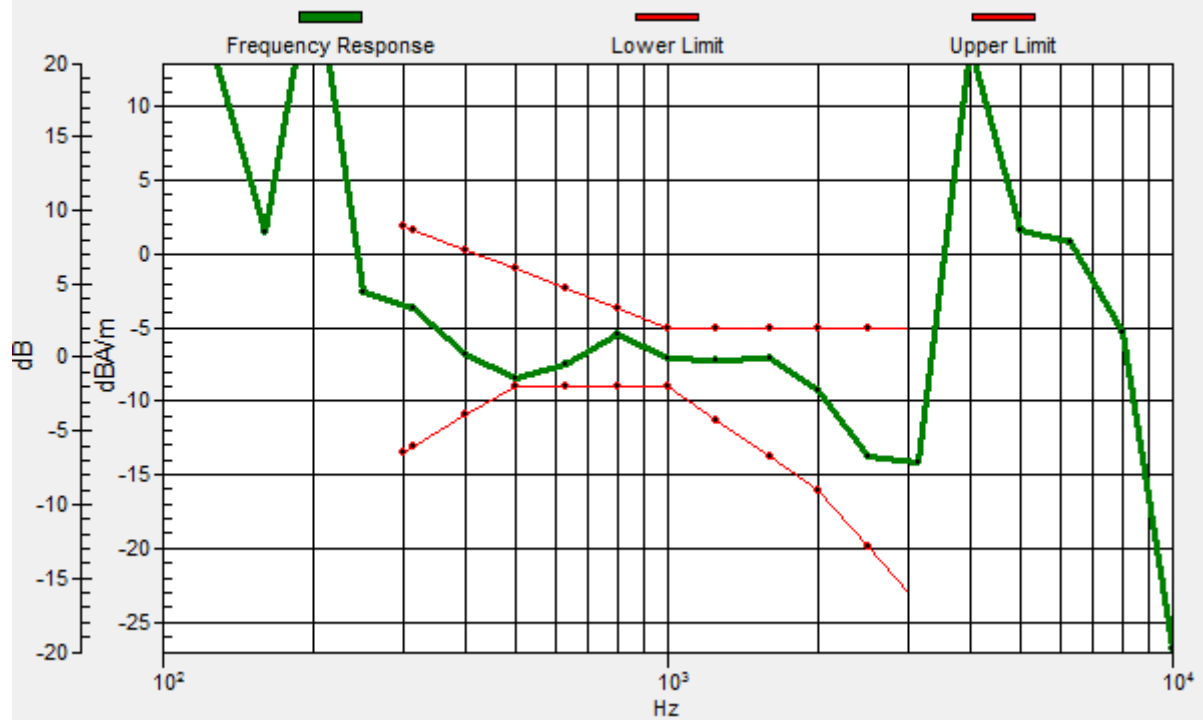
Location: -8.3, 0, 3.7 mm



0 dB = 41.10 = 32.28 dB

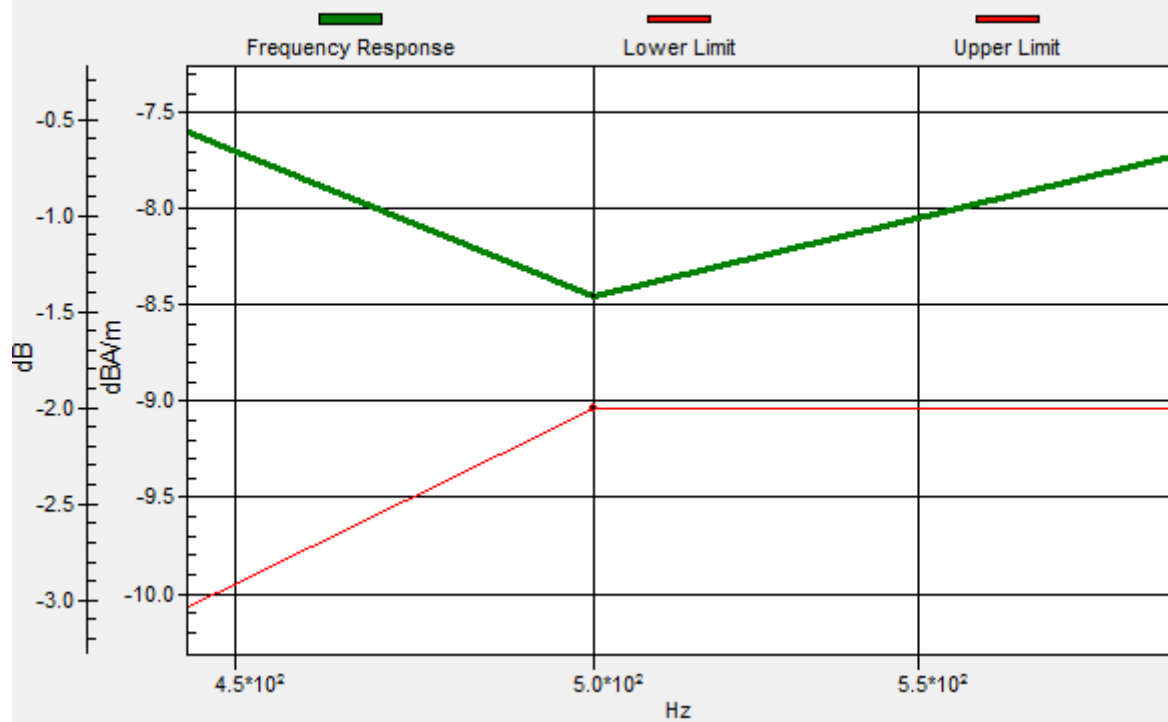
Ch23330/z (axial) wideband at best S/N/ABM Freq Resp(x,y,z,f)

Loc: -8.3, 0, 3.7 mm Diff: 0.58dB



Ch23330/z (axial) wideband at best S/N/ABM Freq Resp(x,y,z,f)

Loc: -8.3, 0, 3.7 mm Diff: 0.58dB



HAC_T-Coil_LTE Band 14_10MHz_QPSK_1RB_0offset_12.2Kbps_Ch23330_Y

Communication System: UID 10175 - CAB, LTE-FDD (SC-FDMA, 1 RB, 10 MHz, QPSK);

Frequency: 793 MHz; Duty Cycle: 1:3.7325

Medium: Air Medium parameters used: $\sigma = 0$ S/m, $\epsilon_r = 1$; $\rho = 0$ kg/m³

Ambient Temperature : 23.2 °C

DASY5 Configuration:

- Probe: AM1DV2 - 1048; ; Calibrated: 2021.02.22

- Sensor-Surface: 0mm (Fix Surface)

- Electronics: DAE4 Sn480; Calibrated: 2021.06.22

- Phantom: HAC Test Arch with AMCC; Type: SD HAC P01 BA;

- Measurement SW: DASY52, Version 52.8 (8); SEMCAD X Version 14.6.10 (7331)

Ch23330/y (transversal) 4.2mm 50 x 50/ABM Signal(x,y,z) (13x13x1): Measurement


grid: dx=10mm, dy=10mm

ABM1/ABM2 = 34.78 dB

ABM1 comp = -14.57 dBA/m

BWC Factor = -0.0056 dB

Location: -4.2, -12.5, 3.7 mm



0 dB = 0.2275 A/m = -12.86 dBA/m

HAC_T-Coil_LTE Band 30_15MHz_QPSK_1RB_0offset_12.2Kbps_Ch27710_Z

Communication System: UID 0, LTE-FDD (SC-FDMA, 1RB, 20MHz, QPSK) (0); Frequency: 2310 MHz;Duty Cycle: 1:1

Medium: Air Medium parameters used: $\sigma = 0$ S/m, $\epsilon_r = 1$; $\rho = 0$ kg/m³

Ambient Temperature : 23.2 °C

DASY5 Configuration:

- Probe: AM1DV2 - 1048; ; Calibrated: 2021.02.22
- Sensor-Surface: 0mm (Fix Surface)
- Electronics: DAE4 Sn480; Calibrated: 2021.06.22
- Phantom: HAC Test Arch with AMCC; Type: SD HAC P01 BA;
- Measurement SW: DASY52, Version 52.8 (8); SEMCAD X Version 14.6.10 (7331)

Ch23330/z (axial) 4.2mm 50 x 50/ABM SNR(x,y,z) (13x13x1): Measurement grid:

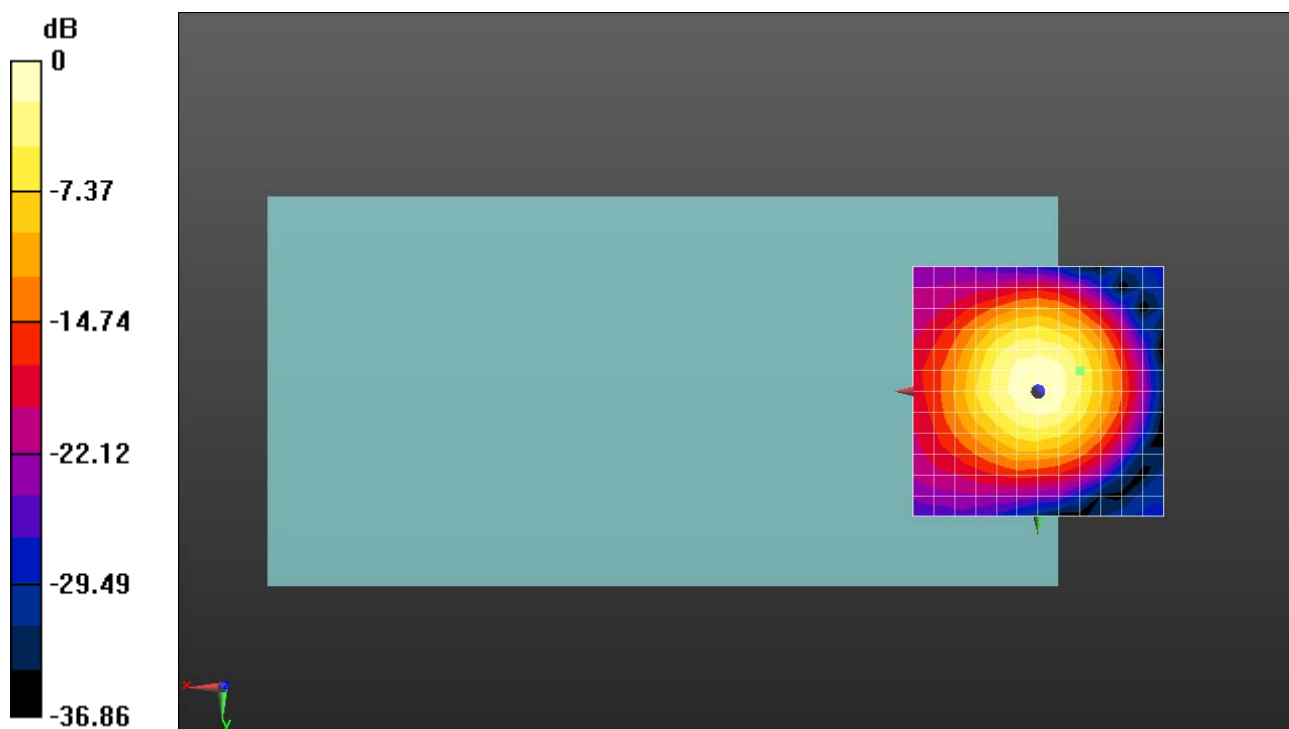
dx=10mm, dy=10mm

ABM1/ABM2 = 31.29 dB

ABM1 comp = -15.75 dBA/m

BWC Factor = -0.0047 dB

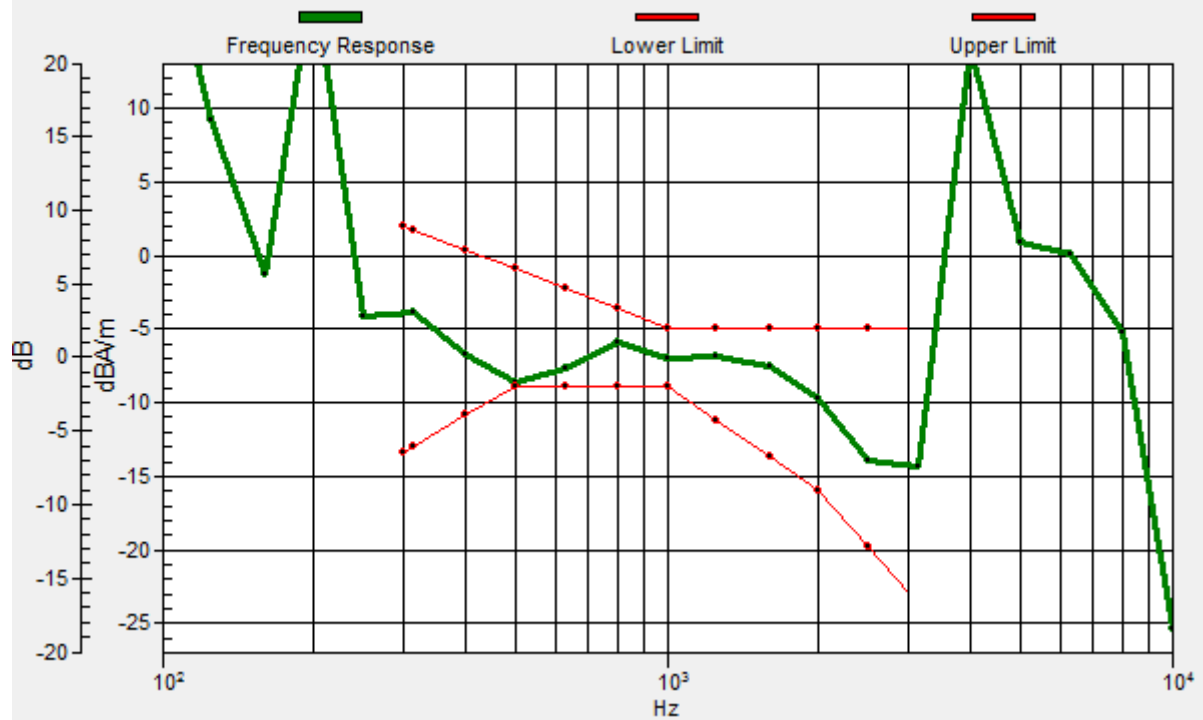
Location: -8.3, -4.2, 3.7 mm



0 dB = 36.71 = 31.30 dB

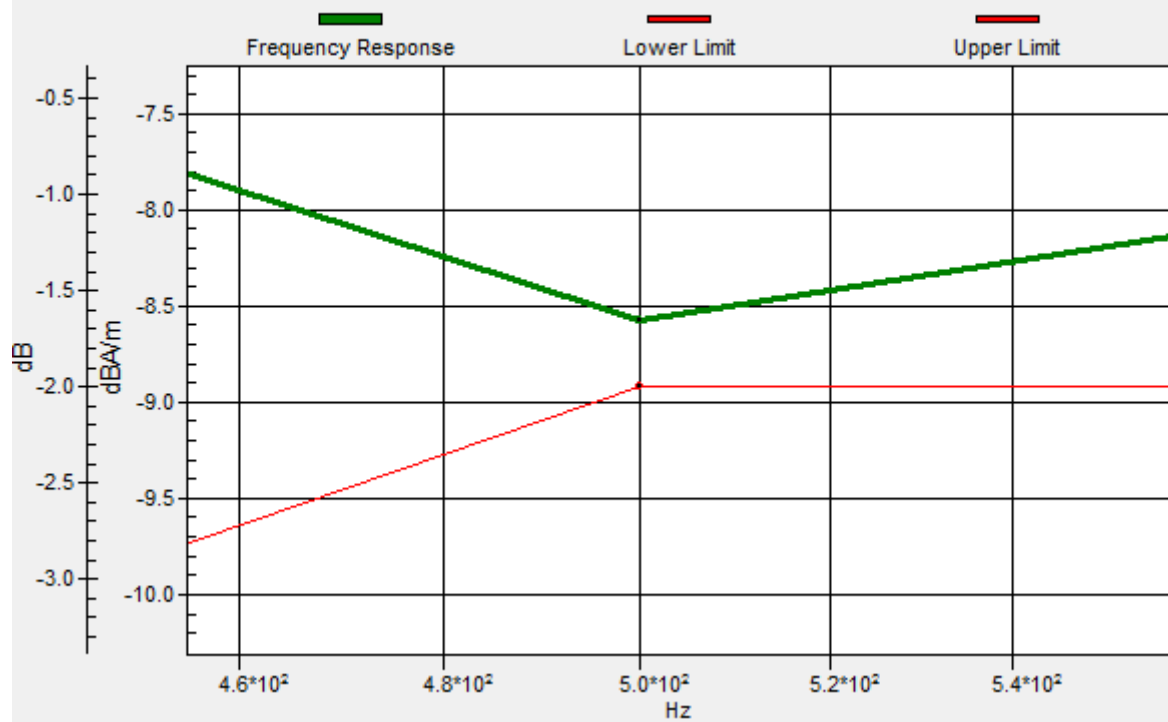
Ch23330/z (axial) wideband at best S/N/ABM Freq Resp(x,y,z,f)

Loc: -8.3, -4.2, 3.7 mm Diff: 0.34dB



Ch23330/z (axial) wideband at best S/N/ABM Freq Resp(x,y,z,f)

Loc: -8.3, -4.2, 3.7 mm Diff: 0.34dB



HAC_T-Coil_LTE Band 30_15MHz_QPSK_1RB_0offset_12.2Kbps_Ch27710_Y

Communication System: UID 0, LTE-FDD (SC-FDMA, 1RB, 20MHz, QPSK) (0); Frequency: 2310 MHz; Duty Cycle: 1:1

Medium: Air Medium parameters used: $\sigma = 0$ S/m, $\epsilon_r = 1$; $\rho = 0$ kg/m³

Ambient Temperature : 23.2 °C

DASY5 Configuration:

- Probe: AM1DV2 - 1048; ; Calibrated: 2021.02.22
- Sensor-Surface: 0mm (Fix Surface)
- Electronics: DAE4 Sn480; Calibrated: 2021.06.22
- Phantom: HAC Test Arch with AMCC; Type: SD HAC P01 BA;
- Measurement SW: DASY52, Version 52.8 (8); SEMCAD X Version 14.6.10 (7331)

Ch23330/y (transversal) 4.2mm 50 x 50/ABM SNR(x,y,z) (13x13x1): Measurement grid:

dx=10mm, dy=10mm

ABM1/ABM2 = 30.80 dB

ABM1 comp = -13.69 dBA/m

BWC Factor = -0.0047 dB

Location: 0, 4.2, 3.7 mm



0 dB = 34.69 = 30.80 dB

HAC_T-Coil_VoWiFi 2.4GHz_802.11b 1Mbps_AMR 4.75Kbps_Ch6_Z

Communication System: UID 10012 - CAA, IEEE 802.11b WiFi 2.4 GHz (DSSS, 1 Mbps);
Frequency: 2437 MHz; Duty Cycle: 1:1

Medium: Air Medium parameters used: $\sigma = 0$ S/m, $\epsilon_r = 1$; $\rho = 0$ kg/m³

Ambient Temperature : 23.2 °C

DASY5 Configuration:

- Probe: AM1DV2 - 1048; ; Calibrated: 2021.02.22
- Sensor-Surface: 0mm (Fix Surface)
- Electronics: DAE4 Sn480; Calibrated: 2021.06.22
- Phantom: HAC Test Arch with AMCC; Type: SD HAC P01 BA;
- Measurement SW: DASY52, Version 52.8 (8); SEMCAD X Version 14.6.10 (7331)


Ch6/z (axial) 4.2mm 50 x 50/ABM SNR(x,y,z) (13x13x1): Measurement grid: dx=10mm, dy=10mm

ABM1/ABM2 = 44.19 dB

ABM1 comp = -0.15 dBA/m

BWC Factor = 7.11 dB

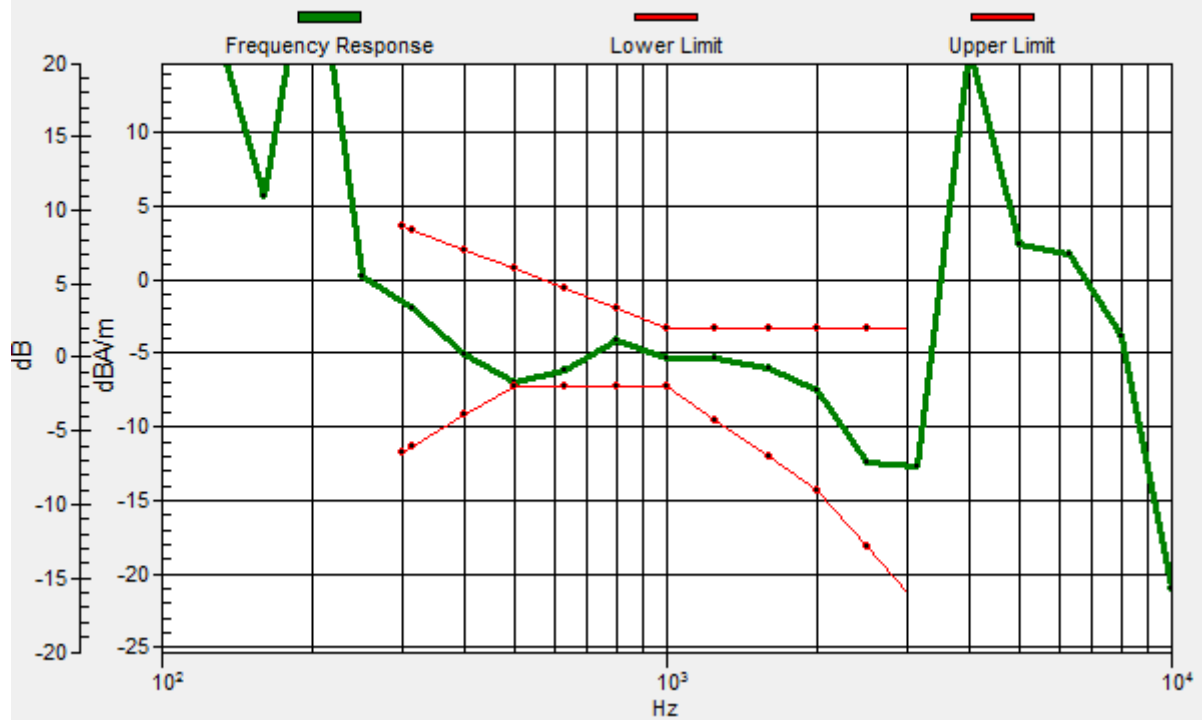
Location: -4.2, 0, 3.7 mm



0 dB = 162.0 = 44.19 dB

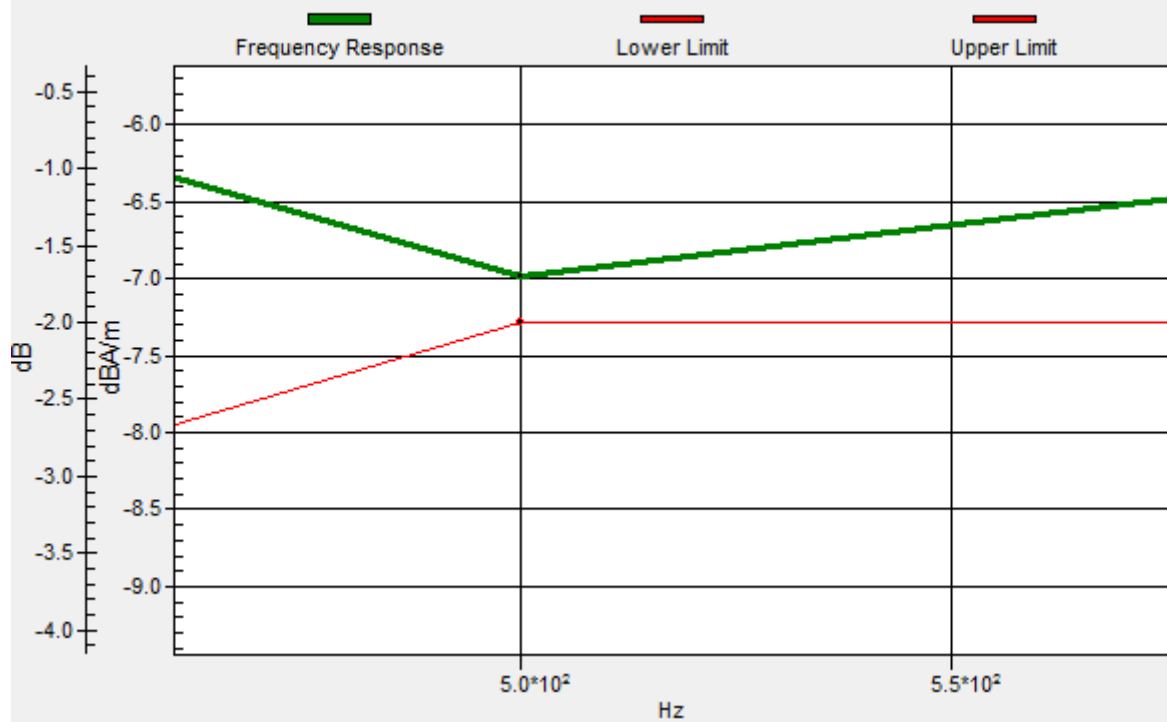
Ch6/z (axial) wideband at best S/N/ABM Freq Resp(x,y,z,f)

Loc: -4.2, 0, 3.7 mm Diff: 0.3dB



Ch6/z (axial) wideband at best S/N/ABM Freq Resp(x,y,z,f)

Loc: -4.2, 0, 3.7 mm Diff: 0.3dB



HAC_T-Coil_VoWiFi 2.4GHz_802.11b 1Mbps_AMR 4.75Kbps_Ch6

Communication System: UID 10012 - CAA, IEEE 802.11b WiFi 2.4 GHz (DSSS, 1 Mbps);
Frequency: 2437 MHz; Duty Cycle: 1:1

Medium: Air Medium parameters used: $\sigma = 0$ S/m, $\epsilon_r = 1$; $\rho = 0$ kg/m³

Ambient Temperature : 23.2 °C

DASY5 Configuration:

- Probe: AM1DV2 - 1048; ; Calibrated: 2021.02.22
- Sensor-Surface: 0mm (Fix Surface)
- Electronics: DAE4 Sn480; Calibrated: 2021.06.22
- Phantom: HAC Test Arch with AMCC; Type: SD HAC P01 BA;
- Measurement SW: DASY52, Version 52.8 (8); SEMCAD X Version 14.6.10 (7331)

Ch6/y (transversal) 4.2mm 50 x 50/ABM SNR(x,y,z) (13x13x1): Measurement grid:

dx=10mm, dy=10mm

ABM1/ABM2 = 43.40 dB

ABM1 comp = -5.15 dBA/m

BWC Factor = 7.11 dB

Location: 0, -12.5, 3.7 mm



0 dB = 148.0 = 43.40 dB

HAC_T-Coil_VoWiFi 2.4GHz_802.11g 6Mbps_AMR 4.75Kbps_Ch6_Z

Communication System: UID 10013 - CAA, IEEE 802.11g WiFi 2.4 GHz (DSSS-OFDM, 6 Mbps);
Frequency: 2437 MHz; Duty Cycle: 1:1

Medium: Air Medium parameters used: $\sigma = 0$ S/m, $\epsilon_r = 1$; $\rho = 0$ kg/m³

Ambient Temperature : 23.2 °C

DASY5 Configuration:

- Probe: AM1DV2 - 1048; ; Calibrated: 2021.02.22
- Sensor-Surface: 0mm (Fix Surface)
- Electronics: DAE4 Sn480; Calibrated: 2021.06.22
- Phantom: HAC Test Arch with AMCC; Type: SD HAC P01 BA;
- Measurement SW: DASY52, Version 52.8 (8); SEMCAD X Version 14.6.10 (7331)

Ch6/z (axial) wideband at best S/N/ABM Freq Resp(x,y,z,f) (1x1x1): Measurement grid:


dx=10mm, dy=10mm

ABM1/ABM2 = 36.54 dB

ABM1 comp = -7.66 dBA/m

BWC Factor = 0.0069 dB

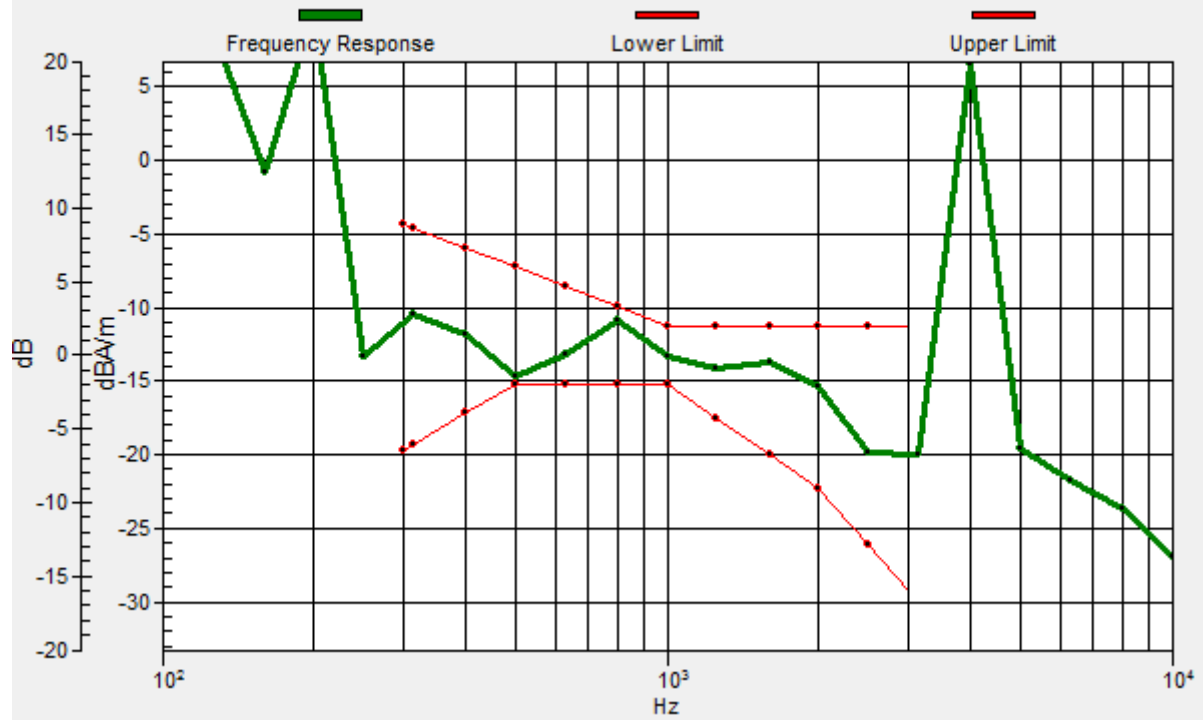
Location: -4.2, 0, 3.7 mm



0 dB = = 156.54 = 36.54 dB

Ch6/z (axial) wideband at best S/N/ABM Freq Resp(x,y,z,f)

Loc: -4.2, 0, 3.7 mm Diff: 0.62dB



HAC_T-Coil_VoWiFi 2.4GHz_802.11g 6Mbps_AMR 4.75Kbps_Ch6_Y

Communication System: UID 10013 - CAA, IEEE 802.11g WiFi 2.4 GHz (DSSS-OFDM, 6 Mbps);
Frequency: 2437 MHz; Duty Cycle: 1:1

Medium: Air Medium parameters used: $\sigma = 0$ S/m, $\epsilon_r = 1$; $\rho = 0$ kg/m³

Ambient Temperature : 23.2 °C

DASY5 Configuration:

- Probe: AM1DV2 - 1048; ; Calibrated: 2021.02.22
- Sensor-Surface: 0mm (Fix Surface)
- Electronics: DAE4 Sn480; Calibrated: 2021.06.22
- Phantom: HAC Test Arch with AMCC; Type: SD HAC P01 BA;
- Measurement SW: DASY52, Version 52.8 (8); SEMCAD X Version 14.6.10 (7331)

Ch6/y (transversal) 4.2mm 50 x 50/ABM SNR(x,y,z) (13x13x1): Measurement grid:


dx=10mm, dy=10mm

ABM1/ABM2 = 35.97 dB

ABM1 comp = -12.79 dBA/m

BWC Factor = 0.0069 dB

Location: 0, -12.5, 3.7 mm



0 dB = 62.87 = 35.97 dB

HAC_T-Coil_VoWiFi 2.4GHz_802.11n-TH20 MCS0_AMR 4.75Kbps_Ch6_Z

Communication System: UID 10193 - CAA, IEEE 802.11n (HT Greenfield, 6.5 Mbps, BPSK);
Frequency: 2437 MHz; Duty Cycle: 1:1

Medium: Air Medium parameters used: $\sigma = 0$ S/m, $\epsilon_r = 1$; $\rho = 0$ kg/m³

Ambient Temperature : 23.2 °C

DASY5 Configuration:

- Probe: AM1DV2 - 1048; ; Calibrated: 2021.02.22
- Sensor-Surface: 0mm (Fix Surface)
- Electronics: DAE4 Sn480; Calibrated: 2021.06.22
- Phantom: HAC Test Arch with AMCC; Type: SD HAC P01 BA;
- Measurement SW: DASY52, Version 52.8 (8); SEMCAD X Version 14.6.10 (7331)

Ch6/z (axial) wideband at best S/N/ABM Freq Resp(x,y,z,f) (1x1x1): Measurement grid:


dx=10mm, dy=10mm

ABM1/ABM2 = 32.32 dB

ABM1 comp = -11.29 dBA/m

BWC Factor = 0.0069 dB

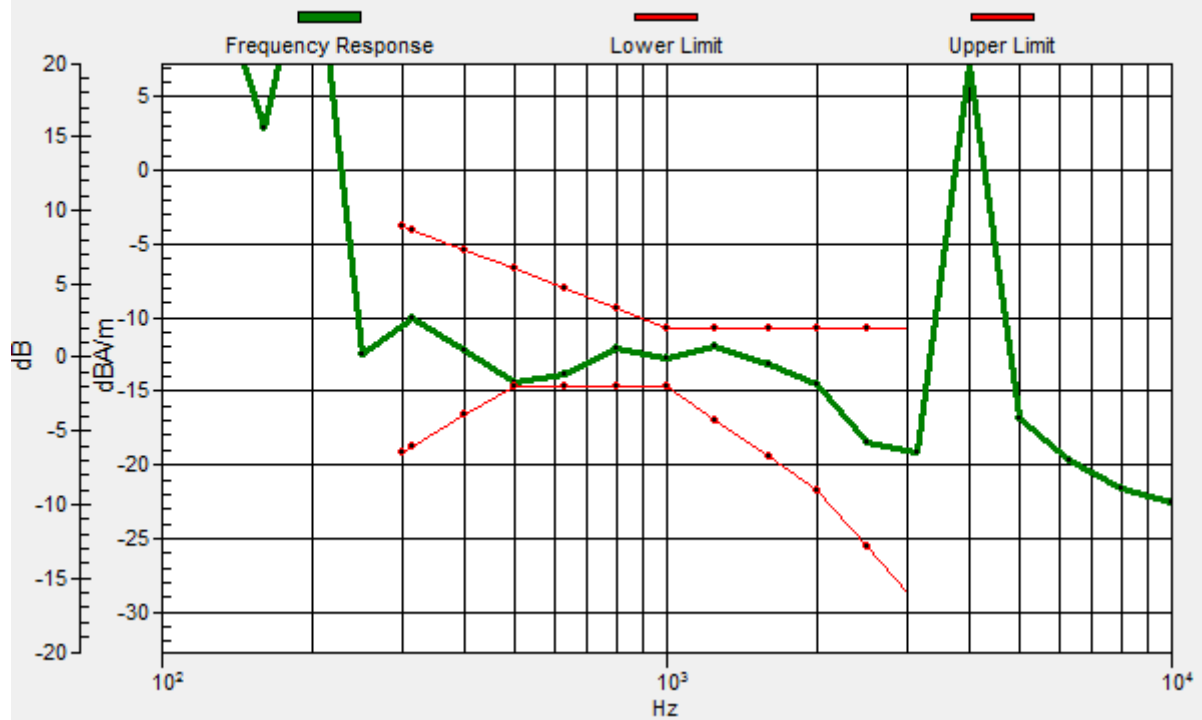
Location: 0, -4.2, 3.7 mm



0 dB = 152.32 = 32.32dB

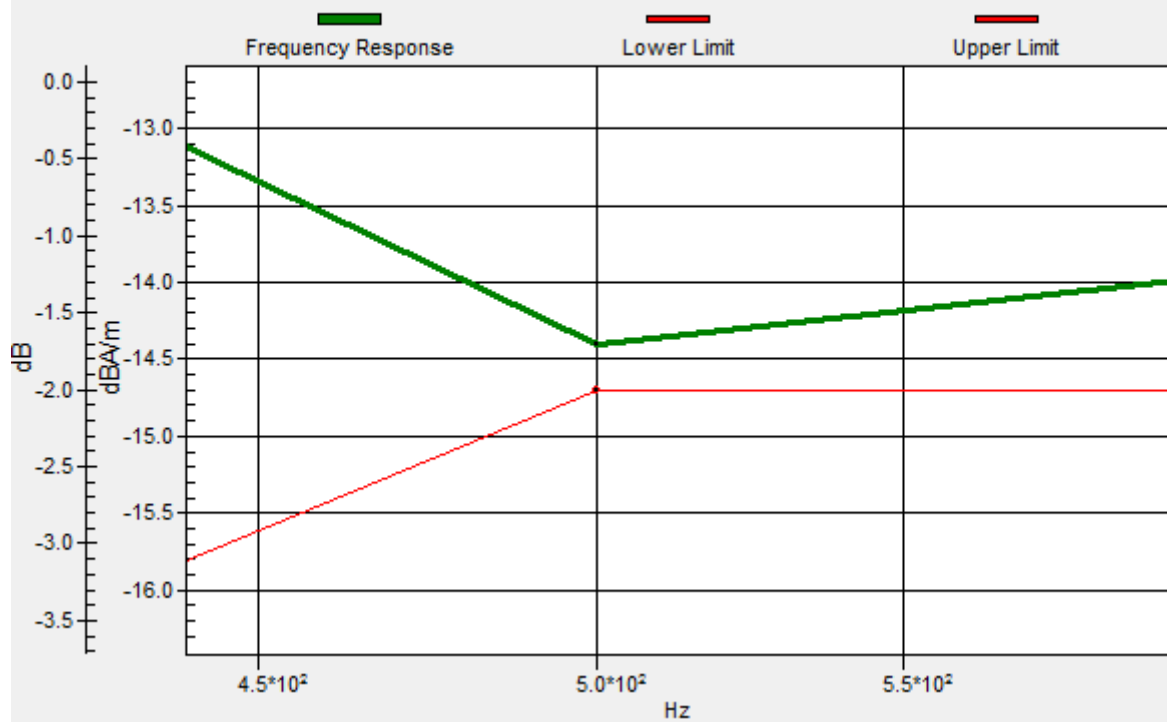
Ch6/z (axial) wideband at best S/N/ABM Freq Resp(x,y,z,f)

Loc: 0, -4.2, 3.7 mm Diff: 0.3dB



Ch6/z (axial) wideband at best S/N/ABM Freq Resp(x,y,z,f)

Loc: 0, -4.2, 3.7 mm Diff: 0.3dB



HAC_T-Coil_VoWiFi 2.4GHz_802.11n-TH20 MCS0_AMR 4.75Kbps_Ch6_Y

Communication System: UID 10193 - CAA, IEEE 802.11n (HT Greenfield, 6.5 Mbps, BPSK);
Frequency: 2437 MHz; Duty Cycle: 1:1

Medium: Air Medium parameters used: $\sigma = 0$ S/m, $\epsilon_r = 1$; $\rho = 0$ kg/m³

Ambient Temperature : 23.2 °C; Liquid Temperature : 22.1 °C

DASY5 Configuration:

- Probe: AM1DV2 - 1048; ; Calibrated: 2021.02.22
- Sensor-Surface: 0mm (Fix Surface)
- Electronics: DAE4 Sn480; Calibrated: 2021.06.22
- Phantom: HAC Test Arch with AMCC; Type: SD HAC P01 BA;
- Measurement SW: DASY52, Version 52.8 (8); SEMCAD X Version 14.6.10 (7331)

Ch6/y (transversal) 4.2mm 50 x 50/ABM SNR(x,y,z) (13x13x1): Measurement grid:

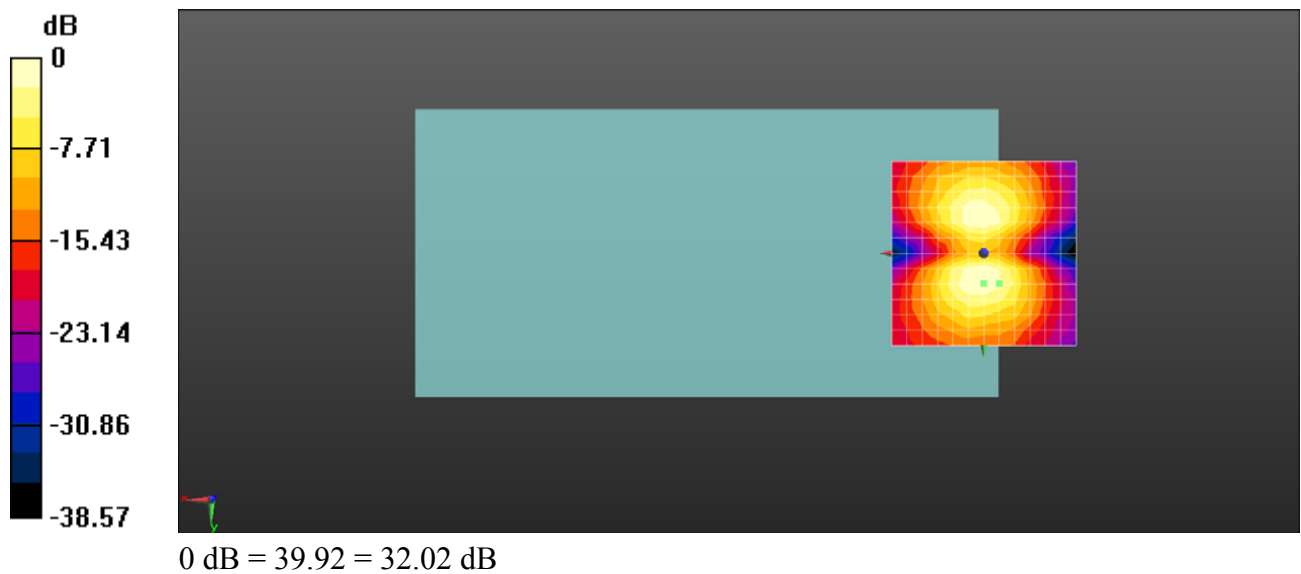
dx=10mm, dy=10mm

ABM1/ABM2 = 32.02 dB

ABM1 comp = -12.69 dBA/m

BWC Factor = 0.0069 dB

Location: -4.2, 8.3, 3.7 mm



HAC_T-Coil_VoWiFi 2.4GHz_802.11n-TH40 MCS0_AMR 4.75Kbps_Ch6_Z

Communication System: UID 10114 - CAA, IEEE 802.11n (HT Greenfield, 13.5 Mbps, BPSK);
Frequency: 2437 MHz; Duty Cycle: 1:1

Medium: Air Medium parameters used: $\sigma = 0$ S/m, $\epsilon_r = 1$; $\rho = 0$ kg/m³

Ambient Temperature : 23.2 °C

DASY5 Configuration:

- Probe: AM1DV2 - 1048; ; Calibrated: 2021.02.22
- Sensor-Surface: 0mm (Fix Surface)
- Electronics: DAE4 Sn480; Calibrated: 2021.06.22
- Phantom: HAC Test Arch with AMCC; Type: SD HAC P01 BA;
- Measurement SW: DASY52, Version 52.8 (8); SEMCAD X Version 14.6.10 (7331)


Ch6/z (axial) 4.2mm 50 x 50/ABM SNR(x,y,z) (13x13x1): Measurement grid: dx=10mm, dy=10mm

ABM1/ABM2 = 33.62 dB

ABM1 comp = -10.12 dBA/m

BWC Factor = 0.0069 dB

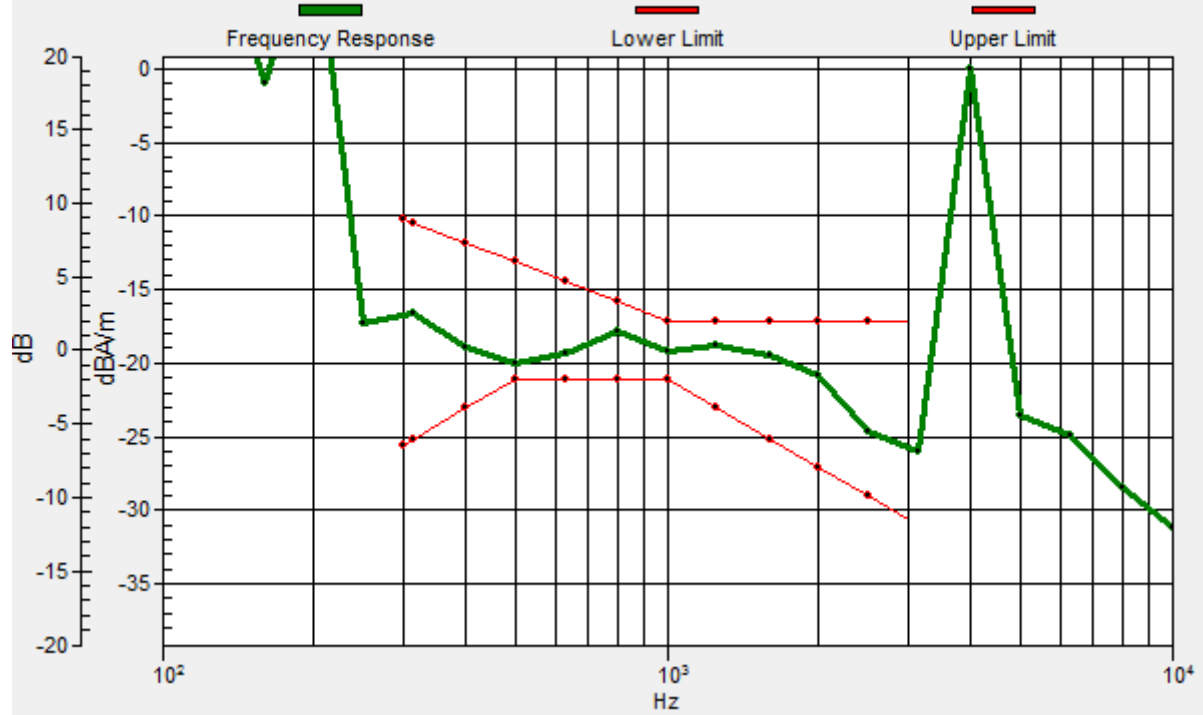
Location: -8.3, 0, 3.7 mm



0 dB = 47.97 = 33.62 dB

Ch6/z (axial) wideband at best S/N/ABM Freq Resp(x,y,z,f)

Loc: -8.3, 0, 3.7 mm Diff: 1.16dB



HAC_T-Coil_VoWiFi 2.4GHz_802.11n-TH40 MCS0_AMR 4.75Kbps_Ch6_Y

Communication System: UID 10114 - CAA, IEEE 802.11n (HT Greenfield, 13.5 Mbps, BPSK);
Frequency: 2437 MHz; Duty Cycle: 1:1

Medium: Air Medium parameters used: $\sigma = 0$ S/m, $\epsilon_r = 1$; $\rho = 0$ kg/m³

Ambient Temperature : 23.2 °C

DASY5 Configuration:

- Probe: AM1DV2 - 1048; ; Calibrated: 2021.02.22
- Sensor-Surface: 0mm (Fix Surface)
- Electronics: DAE4 Sn480; Calibrated: 2021.06.22
- Phantom: HAC Test Arch with AMCC; Type: SD HAC P01 BA;
- Measurement SW: DASY52, Version 52.8 (8); SEMCAD X Version 14.6.10 (7331)

Ch6/y (transversal) 4.2mm 50 x 50/ABM SNR(x,y,z) (13x13x1): Measurement grid:


dx=10mm, dy=10mm

ABM1/ABM2 = 31.73 dB

ABM1 comp = -12.03 dBA/m

BWC Factor = 0.0069 dB

Location: 0, -12.5, 3.7 mm



0 dB = 38.59 = 31.73 dB

HAC_T-Coil_VoWiFi 5.2GHz_802.11a 6Mbps_AMR 4.75Kbps_Ch44_Z

Communication System: UID 10317 - AAA, IEEE 802.11a WiFi 5 GHz (OFDM, 6 Mbps, 96pc duty cycle); Frequency: 5220 MHz;Duty Cycle: 1:1

Medium: Air Medium parameters used: $\sigma = 0$ S/m, $\epsilon_r = 1$; $\rho = 0$ kg/m³

Ambient Temperature : 23.2 °C

DASY5 Configuration:

- Probe: AM1DV2 - 1048; ; Calibrated: 2021.02.22
- Sensor-Surface: 0mm (Fix Surface)
- Electronics: DAE4 Sn480; Calibrated: 2021.06.22
- Phantom: HAC Test Arch with AMCC; Type: SD HAC P01 BA;
- Measurement SW: DASY52, Version 52.8 (8); SEMCAD X Version 14.6.10 (7331)

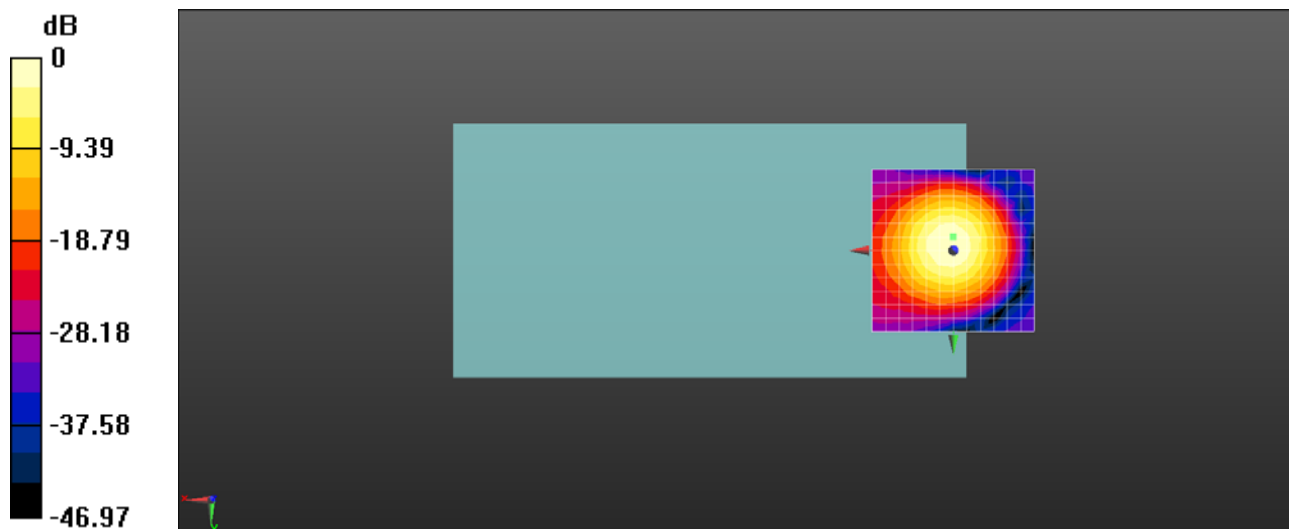
Ch44/z (axial) 4.2mm 50 x 50/ABM SNR(x,y,z) (13x13x1): Measurement grid: dx=10mm, dy=10mm

ABM1/ABM2 = 43.75 dB

ABM1 comp = -0.63 dBA/m

BWC Factor = 7.11 dB

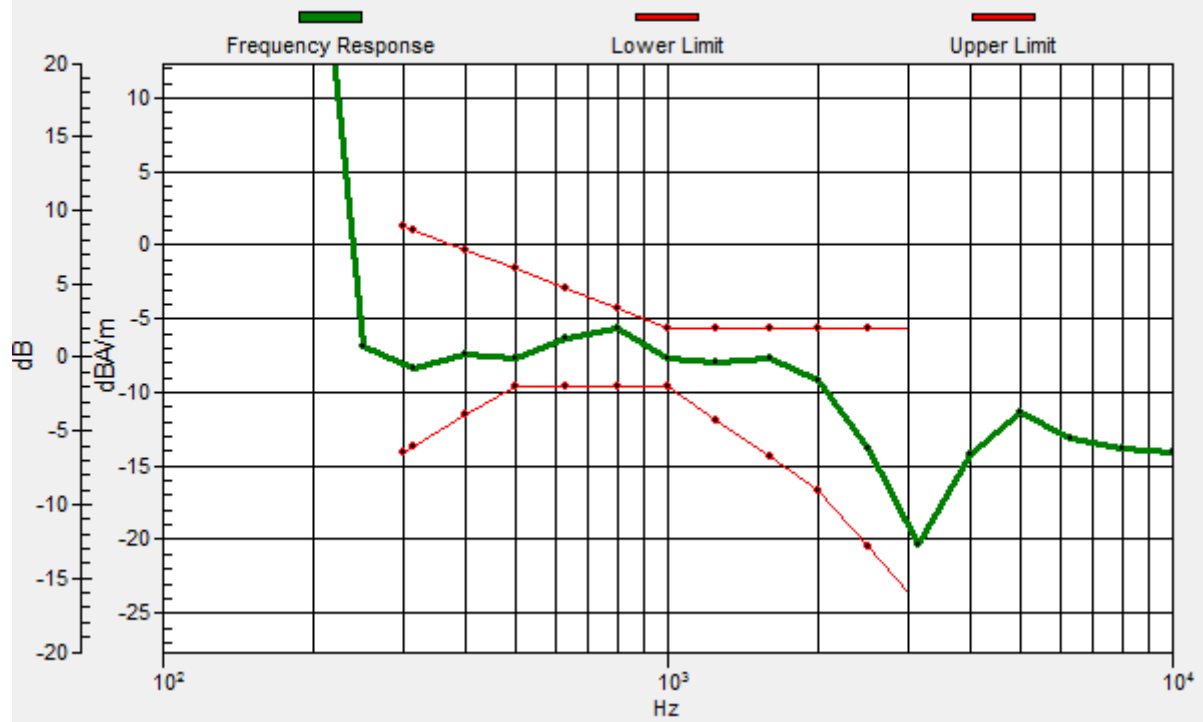
Location: 0, -4.2, 3.7 mm



0 dB = 154.1 = 43.75 dB

Ch44/z (axial) wideband at best S/N/ABM Freq Resp(x,y,z,f)

Loc: 0, -4.2, 3.7 mm Diff: 1.28dB



HAC_T-Coil_VoWiFi 5.2GHz_802.11a 6Mbps_AMR 4.75Kbps_Ch44_Y

Communication System: UID 10317 - AAA, IEEE 802.11a WiFi 5 GHz (OFDM, 6 Mbps, 96pc duty cycle); Frequency: 5220 MHz;Duty Cycle: 1:1

Medium: Air Medium parameters used: $\sigma = 0$ S/m, $\epsilon_r = 1$; $\rho = 0$ kg/m³

Ambient Temperature : 23.2 °C

DASY5 Configuration:

- Probe: AM1DV2 - 1048; ; Calibrated: 2021.02.22
- Sensor-Surface: 0mm (Fix Surface)
- Electronics: DAE4 Sn480; Calibrated: 2021.06.22
- Phantom: HAC Test Arch with AMCC; Type: SD HAC P01 BA;
- Measurement SW: DASY52, Version 52.8 (8); SEMCAD X Version 14.6.10 (7331)

Ch44/y (transversal) 4.2mm 50 x 50/ABM SNR(x,y,z) (13x13x1): Measurement grid:

dx=10mm, dy=10mm

ABM1/ABM2 = 41.20 dB

ABM1 comp = -7.95 dBA/m

BWC Factor = 7.11 dB

Location: 4.2, -12.5, 3.7 mm



0 dB = 114.8 = 41.20 dB

HAC_T-Coil_VoWiFi 5.5GHz_802.11a 6Mbps_AMR 4.75Kbps_Ch120_Z

Communication System: UID 10317 - AAA, IEEE 802.11a WiFi 5 GHz (OFDM, 6 Mbps, 96pc duty cycle); Frequency: 5600 MHz;Duty Cycle: 1:1

Medium: Air Medium parameters used: $\sigma = 0$ S/m, $\epsilon_r = 1$; $\rho = 0$ kg/m³

Ambient Temperature : 23.2 °C

DASY5 Configuration:

- Probe: AM1DV2 - 1048; ; Calibrated: 2021.02.22
- Sensor-Surface: 0mm (Fix Surface)
- Electronics: DAE4 Sn480; Calibrated: 2021.06.22
- Phantom: HAC Test Arch with AMCC; Type: SD HAC P01 BA;
- Measurement SW: DASY52, Version 52.8 (8); SEMCAD X Version 14.6.10 (7331)

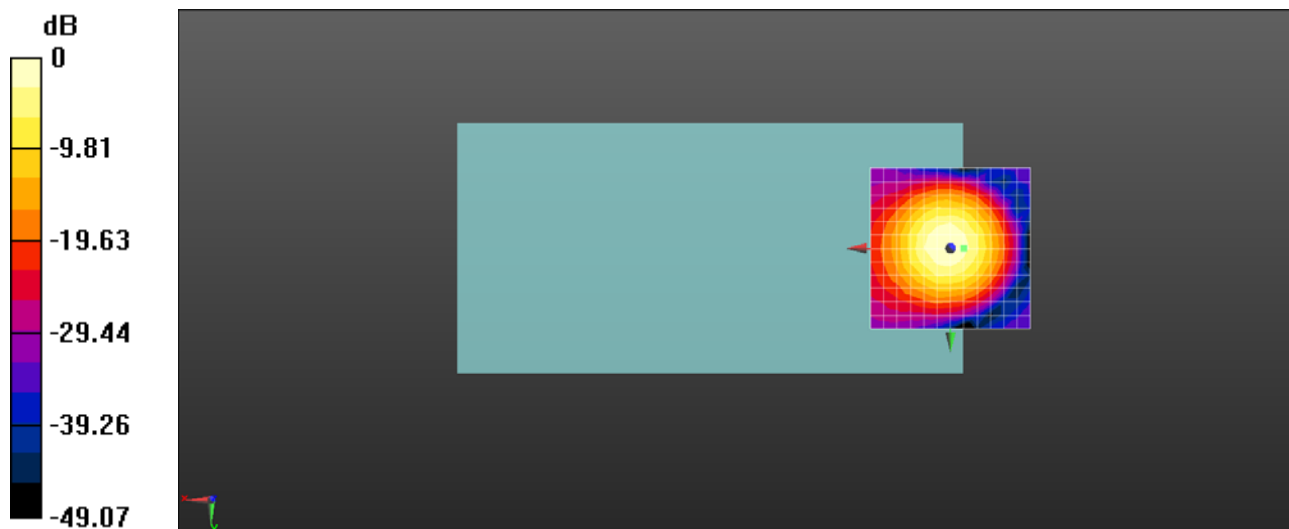
Ch120/z (axial) 4.2mm 50 x 50/ABM SNR(x,y,z) (13x13x1): Measurement grid: dx=10mm, dy=10mm

ABM1/ABM2 = 47.88 dB

ABM1 comp = -2.12 dBA/m

BWC Factor = 7.11 dB

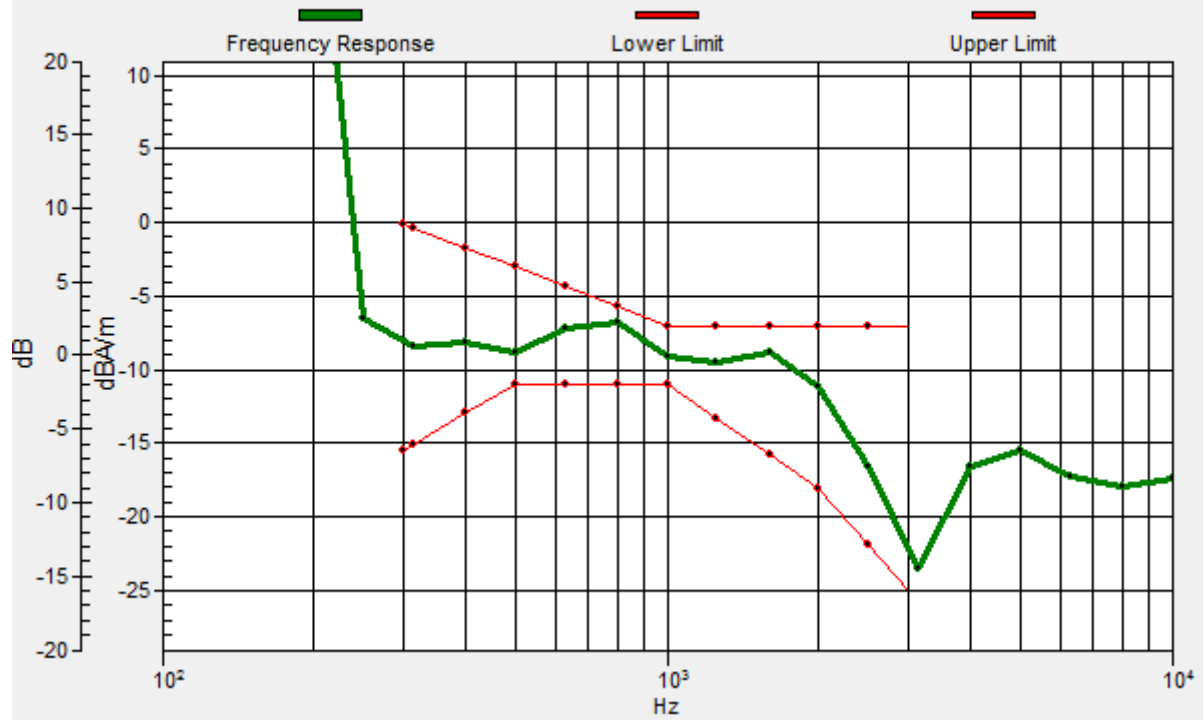
Location: -4.2, 0, 3.7 mm



0 dB = 247.8 = 47.88 dB

Ch120/z (axial) wideband at best S/N/ABM Freq Resp(x,y,z,f)

Loc: -4.2, 0, 3.7 mm Diff: 1.02dB



HAC_T-Coil_VoWiFi 5.5GHz_802.11a 6Mbps_AMR 4.75Kbps_Ch120_Y

Communication System: UID 10317 - AAA, IEEE 802.11a WiFi 5 GHz (OFDM, 6 Mbps, 96pc duty cycle); Frequency: 5600 MHz;Duty Cycle: 1:1

Medium: Air Medium parameters used: $\sigma = 0$ S/m, $\epsilon_r = 1$; $\rho = 0$ kg/m³

Ambient Temperature : 23.2 °C

DASY5 Configuration:

- Probe: AM1DV2 - 1048; ; Calibrated: 2021.02.22
- Sensor-Surface: 0mm (Fix Surface)
- Electronics: DAE4 Sn480; Calibrated: 2021.06.22
- Phantom: HAC Test Arch with AMCC; Type: SD HAC P01 BA;
- Measurement SW: DASY52, Version 52.8 (8); SEMCAD X Version 14.6.10 (7331)

Ch120/y (transversal) 4.2mm 50 x 50/ABM SNR(x,y,z) (13x13x1): Measurement grid:

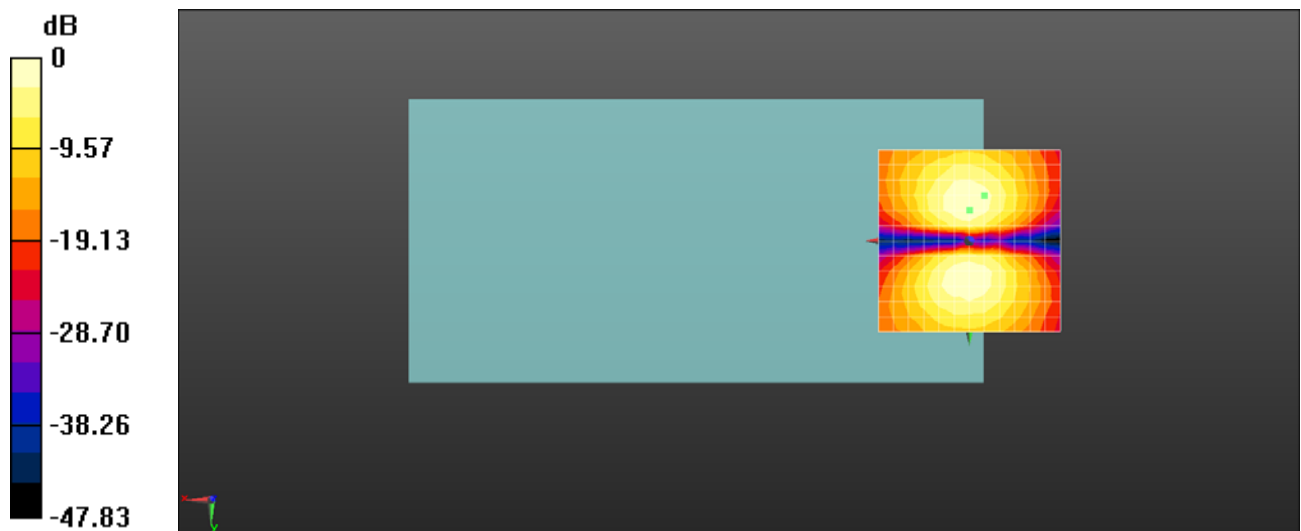
dx=10mm, dy=10mm

ABM1/ABM2 = 41.54 dB

ABM1 comp = -9.52 dBA/m

BWC Factor = 7.11 dB

Location: -4.2, -12.5, 3.7 mm



0 dB = 119.4 = 41.54 dB

HAC_T-Coil_VoWiFi 5.8GHz_802.11a 6Mbps_AMR 4.75Kbps_Ch157_Z

Communication System: UID 10317 - AAA, IEEE 802.11a WiFi 5 GHz (OFDM, 6 Mbps, 96pc duty cycle); Frequency: 5785 MHz;Duty Cycle: 1:1

Medium: Air Medium parameters used: $\sigma = 0$ S/m, $\epsilon_r = 1$; $\rho = 0$ kg/m³

Ambient Temperature : 23.2 °C

DASY5 Configuration:

- Probe: AM1DV2 - 1048; ; Calibrated: 2021.02.22
- Sensor-Surface: 0mm (Fix Surface)
- Electronics: DAE4 Sn480; Calibrated: 2021.06.22
- Phantom: HAC Test Arch with AMCC; Type: SD HAC P01 BA;
- Measurement SW: DASY52, Version 52.8 (8); SEMCAD X Version 14.6.10 (7331)

Ch157/z (axial) 4.2mm 50 x 50/ABM SNR(x,y,z) (13x13x1): Measurement grid: dx=10mm, dy=10mm

ABM1/ABM2 = 49.62 dB

ABM1 comp = -2.11 dBA/m

BWC Factor = 7.11 dB

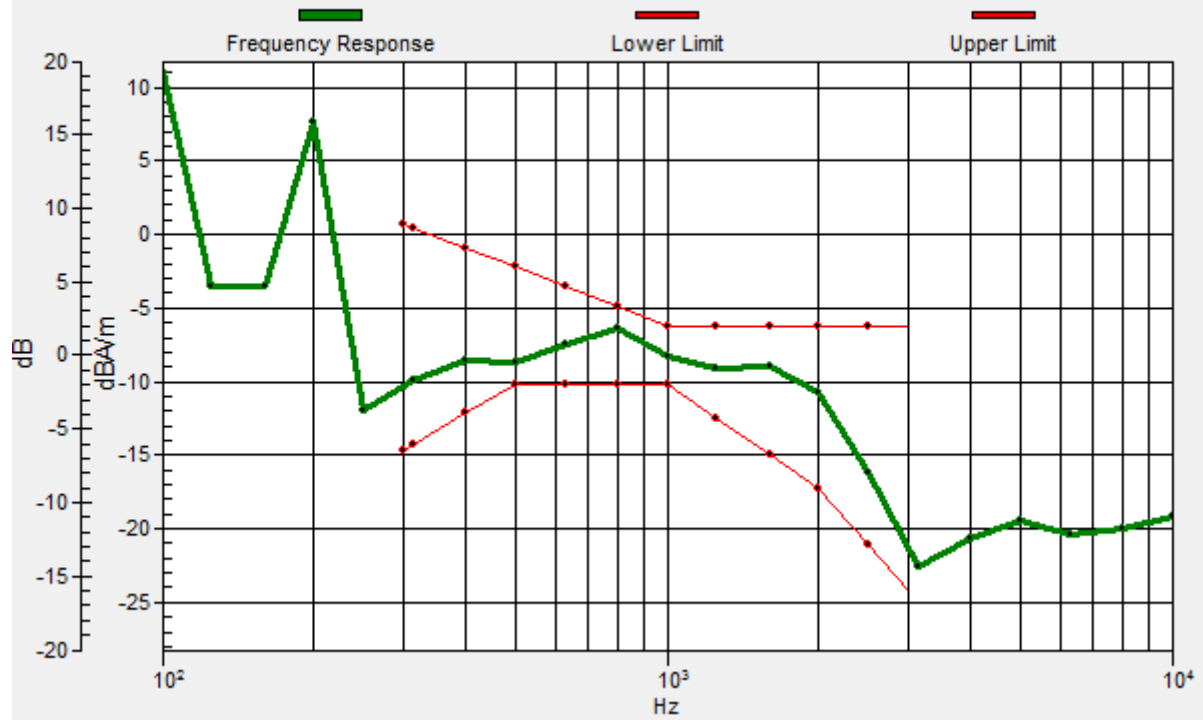
Location: -4.2, 0, 3.7 mm



0 dB = 302.7 = 49.62 dB

Ch157/z (axial) wideband at best S/N/ABM Freq Resp(x,y,z,f)

Loc: -4.2, 0, 3.7 mm Diff: 1.39dB



HAC_T-Coil_VoWiFi 5.8GHz_802.11a 6Mbps_AMR 4.75Kbps_Ch157_Y

Communication System: UID 10317 - AAA, IEEE 802.11a WiFi 5 GHz (OFDM, 6 Mbps, 96pc duty cycle); Frequency: 5785 MHz;Duty Cycle: 1:1

Medium: Air Medium parameters used: $\sigma = 0$ S/m, $\epsilon_r = 1$; $\rho = 0$ kg/m³

Ambient Temperature : 23.2 °C

DASY5 Configuration:

- Probe: AM1DV2 - 1048; ; Calibrated: 2021.02.22
- Sensor-Surface: 0mm (Fix Surface)
- Electronics: DAE4 Sn480; Calibrated: 2021.06.22
- Phantom: HAC Test Arch with AMCC; Type: SD HAC P01 BA;
- Measurement SW: DASY52, Version 52.8 (8); SEMCAD X Version 14.6.10 (7331)

Ch157/y (transversal) 4.2mm 50 x 50/ABM SNR(x,y,z) (13x13x1): Measurement grid:


dx=10mm, dy=10mm

ABM1/ABM2 = 41.64 dB

ABM1 comp = -8.57 dBA/m

BWC Factor = 7.11 dB

Location: 4.2, -12.5, 3.7 mm



0 dB = 120.8 = 41.64 dB

HAC_T-Coil_VoWiFi 5.3GHz_802.11a 6Mbps_AMR 4.75Kbps_Ch60_Z

Communication System: UID 10317 - AAA, IEEE 802.11a WiFi 5 GHz (OFDM, 6 Mbps, 96pc duty cycle); Frequency: 5300 MHz;Duty Cycle: 1:1

Medium: Air Medium parameters used: $\sigma = 0$ S/m, $\epsilon_r = 1$; $\rho = 0$ kg/m³

Ambient Temperature : 23.2 °C

DASY5 Configuration:

- Probe: AM1DV2 - 1048; ; Calibrated: 2021.02.22
- Sensor-Surface: 0mm (Fix Surface)
- Electronics: DAE4 Sn480; Calibrated: 2021.06.22
- Phantom: HAC Test Arch with AMCC; Type: SD HAC P01 BA;
- Measurement SW: DASY52, Version 52.8 (8); SEMCAD X Version 14.6.10 (7331)

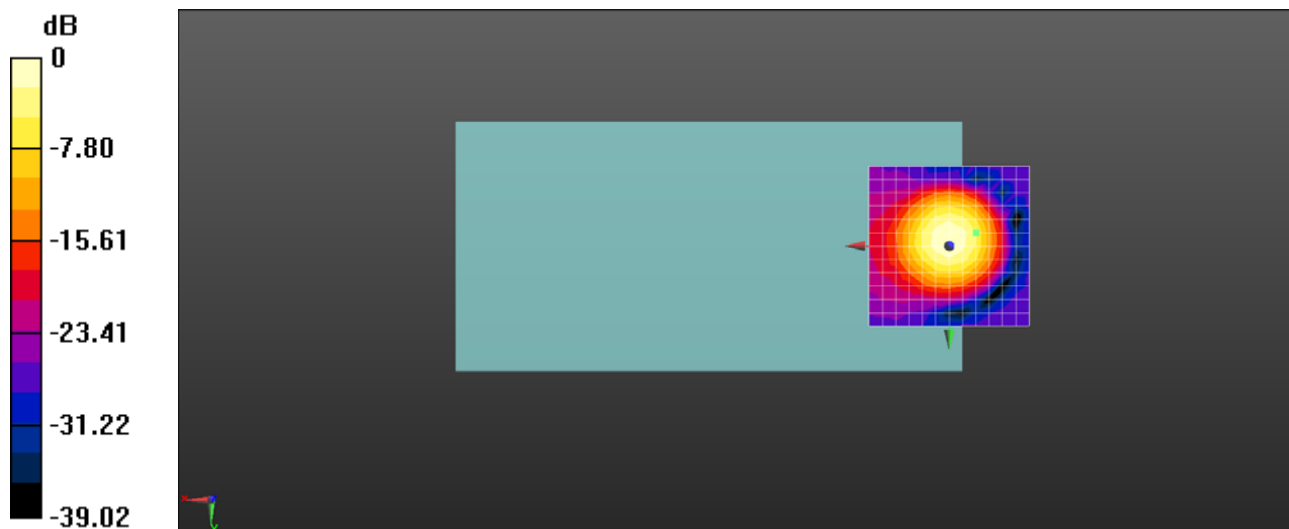
Ch60/z (axial) 4.2mm 50 x 50/ABM SNR(x,y,z) (13x13x1): Measurement grid: dx=10mm, dy=10mm

ABM1/ABM2 = 40.34 dB

ABM1 comp = -3.60 dBA/m

BWC Factor = 7.11 dB

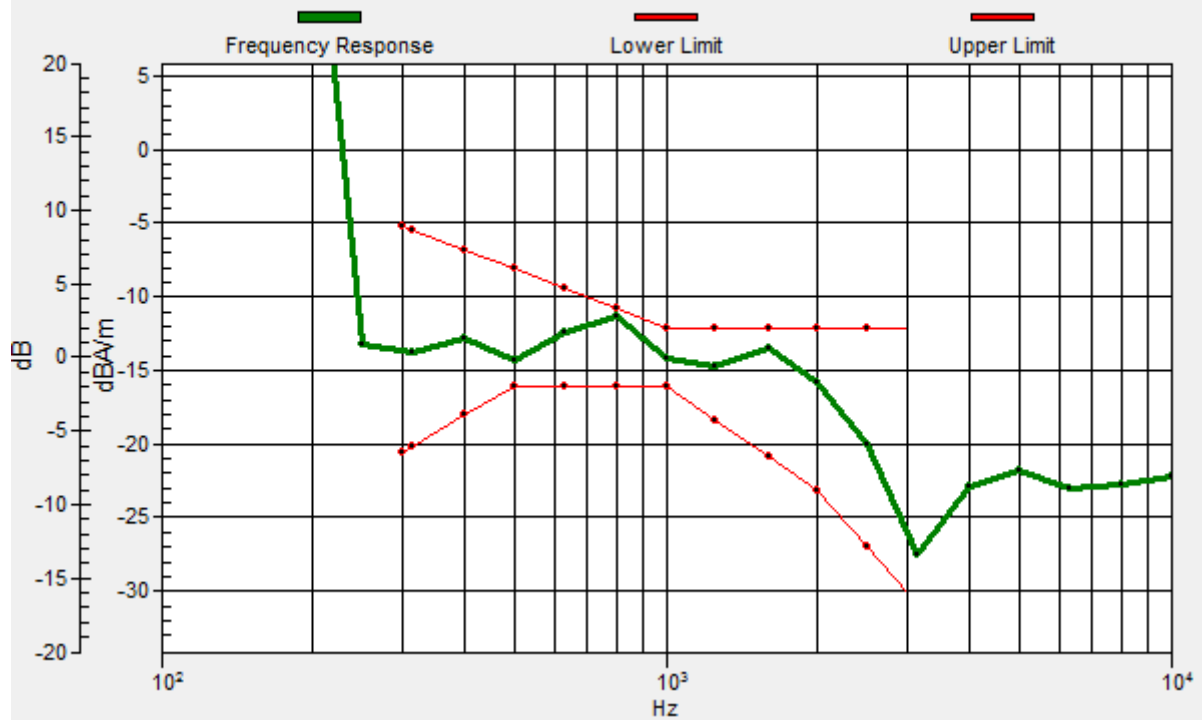
Location: -8.3, -4.2, 3.7 mm



0 dB = 104.0 = 40.34 dB

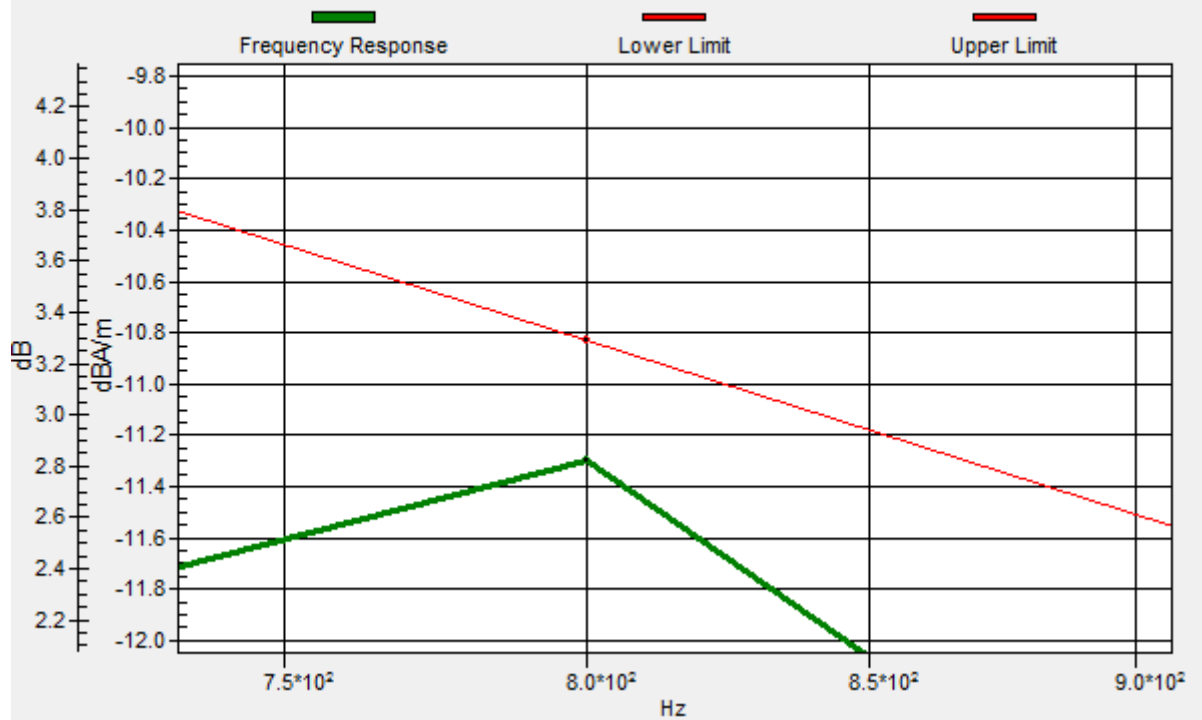
Ch60/z (axial) wideband at best S/N/ABM Freq Resp(x,y,z,f)

Loc: -8.3, -4.2, 3.7 mm Diff: 0.47dB



Ch60/z (axial) wideband at best S/N/ABM Freq Resp(x,y,z,f)

Loc: -8.3, -4.2, 3.7 mm Diff: 0.47dB



HAC_T-Coil_VoWiFi 5.3GHz_802.11a 6Mbps_AMR 4.75Kbps_Ch60_Y

Communication System: UID 10317 - AAA, IEEE 802.11a WiFi 5 GHz (OFDM, 6 Mbps, 96pc duty cycle); Frequency: 5300 MHz;Duty Cycle: 1:1

Medium: Air Medium parameters used: $\sigma = 0$ S/m, $\epsilon_r = 1$; $\rho = 0$ kg/m³

Ambient Temperature : 23.2 °C

DASY5 Configuration:

- Probe: AM1DV2 - 1048; ; Calibrated: 2021.02.22
- Sensor-Surface: 0mm (Fix Surface)
- Electronics: DAE4 Sn480; Calibrated: 2021.06.22
- Phantom: HAC Test Arch with AMCC; Type: SD HAC P01 BA;
- Measurement SW: DASY52, Version 52.8 (8); SEMCAD X Version 14.6.10 (7331)

Ch60/y (transversal) 4.2mm 50 x 50/ABM SNR(x,y,z) (13x13x1): Measurement grid:


dx=10mm, dy=10mm

ABM1/ABM2 = 39.09 dB

ABM1 comp = -4.30 dBA/m

BWC Factor = 7.11 dB

Location: 0, -8.3, 3.7 mm



0 dB = 90.07 = 39.09 dB

HAC_T-Coil_VoWiFi 5.3GHz_802.11n-TH20 MCS0_AMR 4.75Kbps_Ch60_Z

Communication System: UID 10193 - CAA, IEEE 802.11n (HT Greenfield, 6.5 Mbps, BPSK);
Frequency: 5300 MHz; Duty Cycle: 1:1

Medium: Air Medium parameters used: $\sigma = 0$ S/m, $\epsilon_r = 1$; $\rho = 0$ kg/m³

Ambient Temperature : 23.2 °C

DASY5 Configuration:

- Probe: AM1DV2 - 1048; ; Calibrated: 2021.02.22
- Sensor-Surface: 0mm (Fix Surface)
- Electronics: DAE4 Sn480; Calibrated: 2021.06.22
- Phantom: HAC Test Arch with AMCC; Type: SD HAC P01 BA;
- Measurement SW: DASY52, Version 52.8 (8); SEMCAD X Version 14.6.10 (7331)

Ch60/z (axial) 4.2mm 50 x 50/ABM SNR(x,y,z) (13x13x1): Measurement grid: dx=10mm, dy=10mm

ABM1/ABM2 = 48.09 dB

ABM1 comp = -6.39 dBA/m

BWC Factor = 7.11 dB

Location: -8.3, 0, 3.7 mm



0 dB = 253.8 = 48.09 dB

Ch60/z (axial) wideband at best S/N/ABM Freq Resp(x,y,z,f)

Loc: -8.3, 0, 3.7 mm Diff: 1.36dB



HAC_T-Coil_VoWiFi 5.3GHz_802.11n-TH20 MCS0_AMR 4.75Kbps_Ch60_Y

Communication System: UID 10193 - CAA, IEEE 802.11n (HT Greenfield, 6.5 Mbps, BPSK);
Frequency: 5300 MHz; Duty Cycle: 1:1

Medium: Air Medium parameters used: $\sigma = 0$ S/m, $\epsilon_r = 1$; $\rho = 0$ kg/m³

Ambient Temperature : 23.2 °C

DASY5 Configuration:

- Probe: AM1DV2 - 1048; ; Calibrated: 2021.02.22
- Sensor-Surface: 0mm (Fix Surface)
- Electronics: DAE4 Sn480; Calibrated: 2021.06.22
- Phantom: HAC Test Arch with AMCC; Type: SD HAC P01 BA;
- Measurement SW: DASY52, Version 52.8 (8); SEMCAD X Version 14.6.10 (7331)

Ch60/y (transversal) 4.2mm 50 x 50/ABM SNR(x,y,z) (13x13x1): Measurement grid:


dx=10mm, dy=10mm

ABM1/ABM2 = 41.91 dB

ABM1 comp = -7.93 dBA/m

BWC Factor = 7.11 dB

Location: 0, -12.5, 3.7 mm



0 dB = 124.6 = 41.91 dB

HAC_T-Coil_VoWiFi 5.3GHz_802.11n-TH40 MCS0_AMR 4.75Kbps_Ch54_Z

Communication System: UID 10114 - CAA, IEEE 802.11n (HT Greenfield, 13.5 Mbps, BPSK);
Frequency: 5270 MHz; Duty Cycle: 1:1

Medium: Air Medium parameters used: $\sigma = 0$ S/m, $\epsilon_r = 1$; $\rho = 0$ kg/m³

Ambient Temperature : 23.2 °C

DASY5 Configuration:

- Probe: AM1DV2 - 1048; ; Calibrated: 2021.02.22
- Sensor-Surface: 0mm (Fix Surface)
- Electronics: DAE4 Sn480; Calibrated: 2021.06.22
- Phantom: HAC Test Arch with AMCC; Type: SD HAC P01 BA;
- Measurement SW: DASY52, Version 52.8 (8); SEMCAD X Version 14.6.10 (7331)


Ch54/z (axial) 4.2mm 50 x 50/ABM SNR(x,y,z) (13x13x1): Measurement grid: dx=10mm, dy=10mm

ABM1/ABM2 = 48.04 dB

ABM1 comp = -5.60 dBA/m

BWC Factor = 7.11 dB

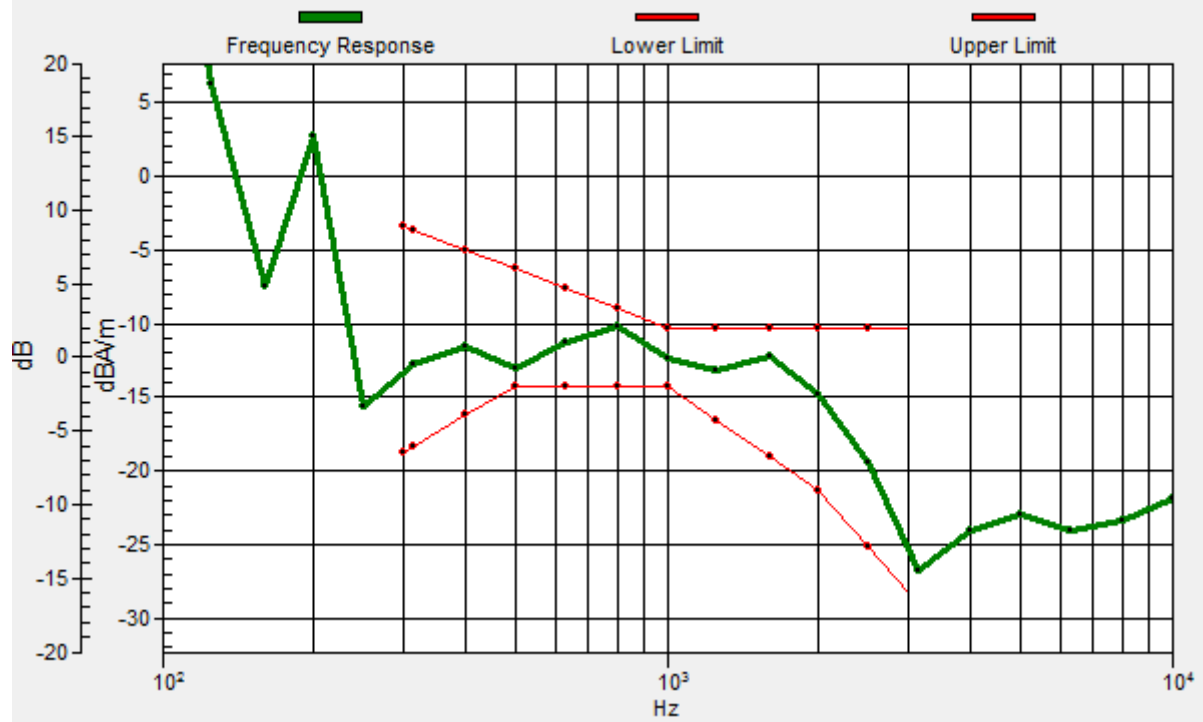
Location: -8.3, 0, 3.7 mm



0 dB = 252.5 = 48.05 dB

Ch62/z (axial) wideband at best S/N/ABM Freq Resp(x,y,z,f)

Loc: -8.3, 0, 3.7 mm Diff: 1.22dB



HAC_T-Coil_VoWiFi 5.3GHz_802.11n-TH40 MCS0_AMR 4.75Kbps_Ch54_Y

Communication System: UID 10114 - CAA, IEEE 802.11n (HT Greenfield, 13.5 Mbps, BPSK);
Frequency: 5270 MHz; Duty Cycle: 1:1

Medium: Air Medium parameters used: $\sigma = 0$ S/m, $\epsilon_r = 1$; $\rho = 0$ kg/m³

Ambient Temperature : 23.2 °C

DASY5 Configuration:

- Probe: AM1DV2 - 1048; ; Calibrated: 2021.02.22
- Sensor-Surface: 0mm (Fix Surface)
- Electronics: DAE4 Sn480; Calibrated: 2021.06.22
- Phantom: HAC Test Arch with AMCC; Type: SD HAC P01 BA;
- Measurement SW: DASY52, Version 52.8 (8); SEMCAD X Version 14.6.10 (7331)

Ch54/y (transversal) 4.2mm 50 x 50/ABM SNR(x,y,z) (13x13x1): Measurement grid:

dx=10mm, dy=10mm

ABM1/ABM2 = 43.42 dB

ABM1 comp = -9.36 dBA/m

BWC Factor = 7.11 dB

Location: -4.2, -12.5, 3.7 mm



0 dB = 148.2 = 43.42 dB

HAC_T-Coil_VoWiFi 5.3GHz_802.11ac-VHT20 MCS0_AMR 4.75Kbps_Ch60_Z

Communication System: UID 10400 - AAA, IEEE 802.11ac WiFi (20MHz, 64-QAM, 99pc duty cycle); Frequency: 5300 MHz;Duty Cycle: 1:1

Medium: Air Medium parameters used: $\sigma = 0$ S/m, $\epsilon_r = 1$; $\rho = 0$ kg/m³

Ambient Temperature : 23.2 °C

DASY5 Configuration:

- Probe: AM1DV2 - 1048; ; Calibrated: 2021.02.22
- Sensor-Surface: 0mm (Fix Surface)
- Electronics: DAE4 Sn480; Calibrated: 2021.06.22
- Phantom: HAC Test Arch with AMCC; Type: SD HAC P01 BA;
- Measurement SW: DASY52, Version 52.8 (8); SEMCAD X Version 14.6.10 (7331)


Ch60/z (axial) 4.2mm 50 x 50/ABM SNR(x,y,z) (13x13x1): Measurement grid: dx=10mm, dy=10mm

ABM1/ABM2 = 48.05 dB

ABM1 comp = -1.80 dBA/m

BWC Factor = 7.11 dB

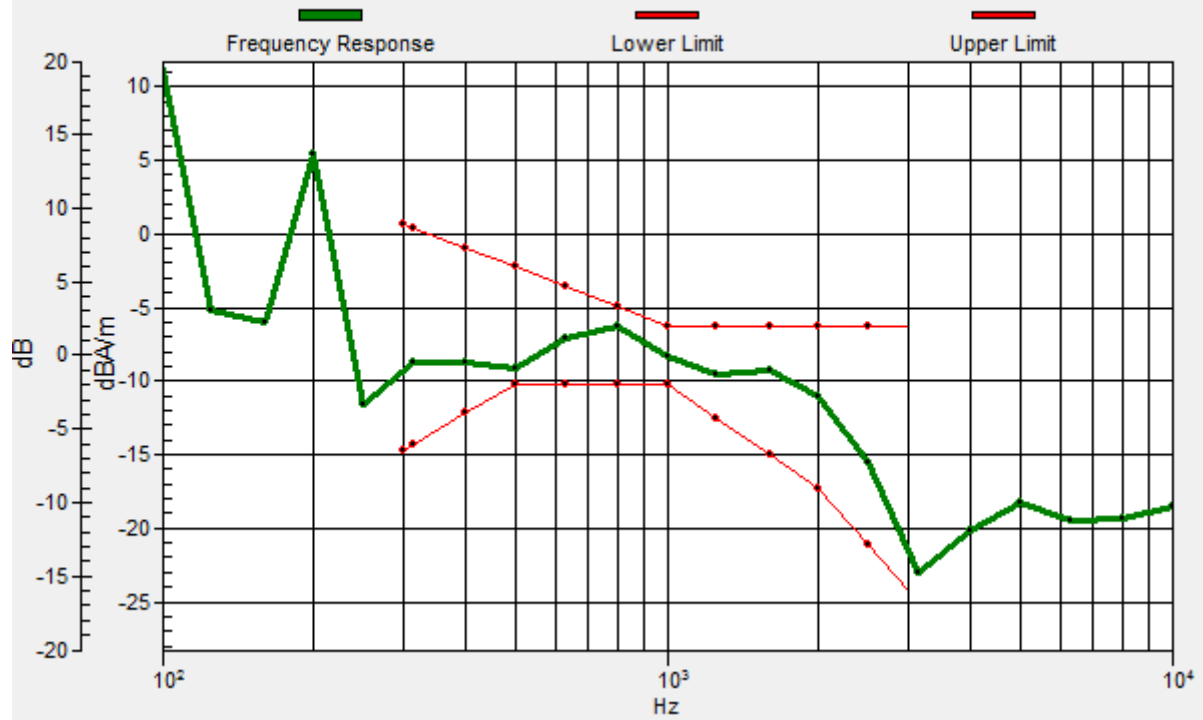
Location: -4.2, 0, 3.7 mm



0 dB = 252.7 = 48.05 dB

Ch60/z (axial) wideband at best S/N/ABM Freq Resp(x,y,z,f)

Loc: -4.2, 0, 3.7 mm Diff: 1.06dB



HAC_T-Coil_VoWiFi 5.3GHz_802.11ac-VHT20 MCS0_AMR 4.75Kbps_Ch60_Y

Communication System: UID 10400 - AAA, IEEE 802.11ac WiFi (20MHz, 64-QAM, 99pc duty cycle); Frequency: 5300 MHz; Duty Cycle: 1:1

Medium: Air Medium parameters used: $\sigma = 0$ S/m, $\epsilon_r = 1$; $\rho = 0$ kg/m³

Ambient Temperature : 23.2 °C

DASY5 Configuration:

- Probe: AM1DV2 - 1048; ; Calibrated: 2021.02.22
- Sensor-Surface: 0mm (Fix Surface)
- Electronics: DAE4 Sn480; Calibrated: 2021.06.22
- Phantom: HAC Test Arch with AMCC; Type: SD HAC P01 BA;
- Measurement SW: DASY52, Version 52.8 (8); SEMCAD X Version 14.6.10 (7331)

Ch60/y (transversal) 4.2mm 50 x 50/ABM SNR(x,y,z) (13x13x1): Measurement grid:


dx=10mm, dy=10mm

ABM1/ABM2 = 41.40 dB

ABM1 comp = -9.30 dBA/m

BWC Factor = 7.11 dB

Location: 4.2, -12.5, 3.7 mm



0 dB = 117.5 = 41.40 dB

HAC_T-Coil_VoWiFi 5.3GHz_802.11ac-VHT40 MCS0_AMR 4.75Kbps_Ch54_Z

Communication System: UID 10401 - AAA, IEEE 802.11ac WiFi (40MHz, 64-QAM, 99pc duty cycle); Frequency: 5270 MHz;Duty Cycle: 1:1

Medium: Air Medium parameters used: $\sigma = 0$ S/m, $\epsilon_r = 1$; $\rho = 0$ kg/m³

Ambient Temperature : 23.2 °C

DASY5 Configuration:

- Probe: AM1DV2 - 1048; ; Calibrated: 2021.02.22
- Sensor-Surface: 0mm (Fix Surface)
- Electronics: DAE4 Sn480; Calibrated: 2021.06.22
- Phantom: HAC Test Arch with AMCC; Type: SD HAC P01 BA;
- Measurement SW: DASY52, Version 52.8 (8); SEMCAD X Version 14.6.10 (7331)


Ch54/z (axial) 4.2mm 50 x 50/ABM SNR(x,y,z) (13x13x1): Measurement grid: dx=10mm, dy=10mm

ABM1/ABM2 = 48.91 dB

ABM1 comp = -2.29 dBA/m

BWC Factor = 7.11 dB

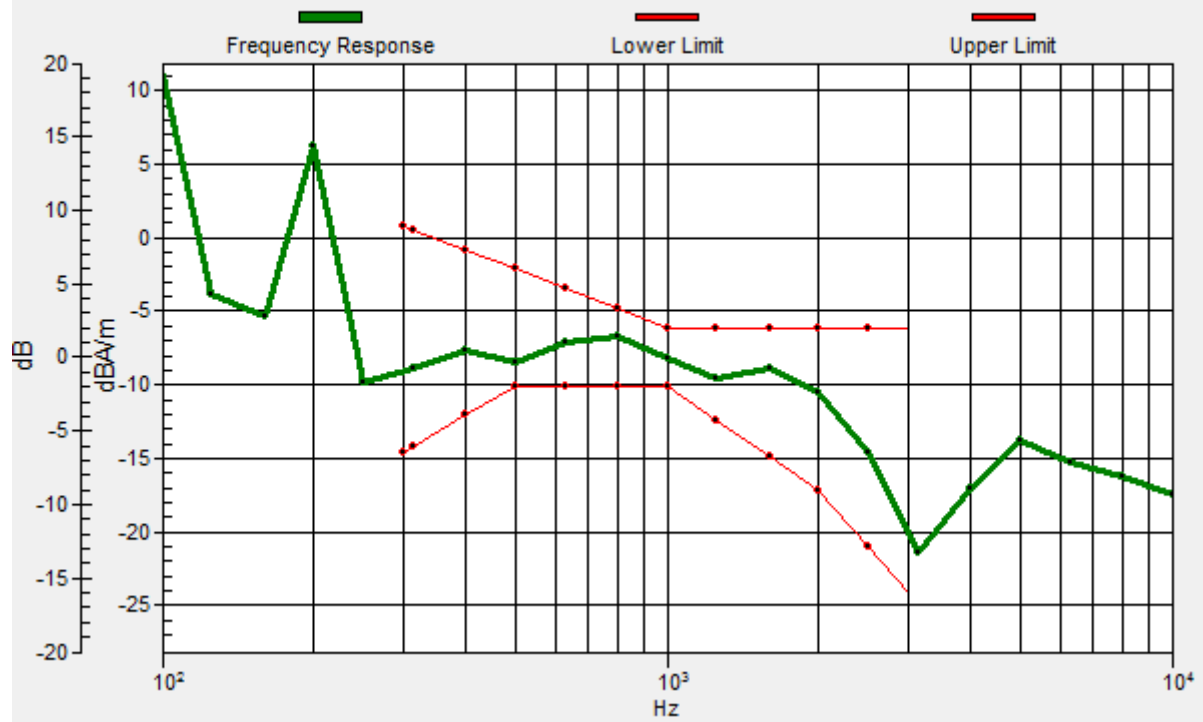
Location: -4.2, 0, 3.7 mm



0 dB = 278.9 = 48.91 dB

Ch54/z (axial) wideband at best S/N/ABM Freq Resp(x,y,z,f)

Loc: -4.2, 0, 3.7 mm Diff: 1.6dB



HAC_T-Coil_VoWiFi 5.3GHz_802.11ac-VHT40 MCS0_AMR 4.75Kbps_Ch54_Y

Communication System: UID 10401 - AAA, IEEE 802.11ac WiFi (40MHz, 64-QAM, 99pc duty cycle); Frequency: 5270 MHz;Duty Cycle: 1:1

Medium: Air Medium parameters used: $\sigma = 0$ S/m, $\epsilon_r = 1$; $\rho = 0$ kg/m³

Ambient Temperature : 23.2 °C

DASY5 Configuration:

- Probe: AM1DV2 - 1048; ; Calibrated: 2021.02.22
- Sensor-Surface: 0mm (Fix Surface)
- Electronics: DAE4 Sn480; Calibrated: 2021.06.22
- Phantom: HAC Test Arch with AMCC; Type: SD HAC P01 BA;
- Measurement SW: DASY52, Version 52.8 (8); SEMCAD X Version 14.6.10 (7331)

Ch54/y (transversal) 4.2mm 50 x 50/ABM SNR(x,y,z) (13x13x1): Measurement grid:


dx=10mm, dy=10mm

ABM1/ABM2 = 42.23 dB

ABM1 comp = -8.45 dBA/m

BWC Factor = 7.11 dB

Location: 4.2, -12.5, 3.7 mm



0 dB = 129.3 = 42.23 dB

HAC_T-Coil_VoWiFi 5.3GHz_802.11ac-VHT80 MCS0_AMR 4.75Kbps_Ch58_Z

Communication System: UID 10402 - AAA, IEEE 802.11ac WiFi (80MHz, 64-QAM, 99pc duty cycle); Frequency: 5290 MHz;Duty Cycle: 1:1

Medium: Air Medium parameters used: $\sigma = 0$ S/m, $\epsilon_r = 1$; $\rho = 0$ kg/m³

Ambient Temperature : 23.2 °C

DASY5 Configuration:

- Probe: AM1DV2 - 1048; ; Calibrated: 2021.02.22
- Sensor-Surface: 0mm (Fix Surface)
- Electronics: DAE4 Sn480; Calibrated: 2021.06.22
- Phantom: HAC Test Arch with AMCC; Type: SD HAC P01 BA;
- Measurement SW: DASY52, Version 52.8 (8); SEMCAD X Version 14.6.10 (7331)


Ch58/z (axial) 4.2mm 50 x 50/ABM SNR(x,y,z) (13x13x1): Measurement grid: dx=10mm, dy=10mm

ABM1/ABM2 = 48.81 dB

ABM1 comp = -5.86 dBA/m

BWC Factor = 7.11 dB

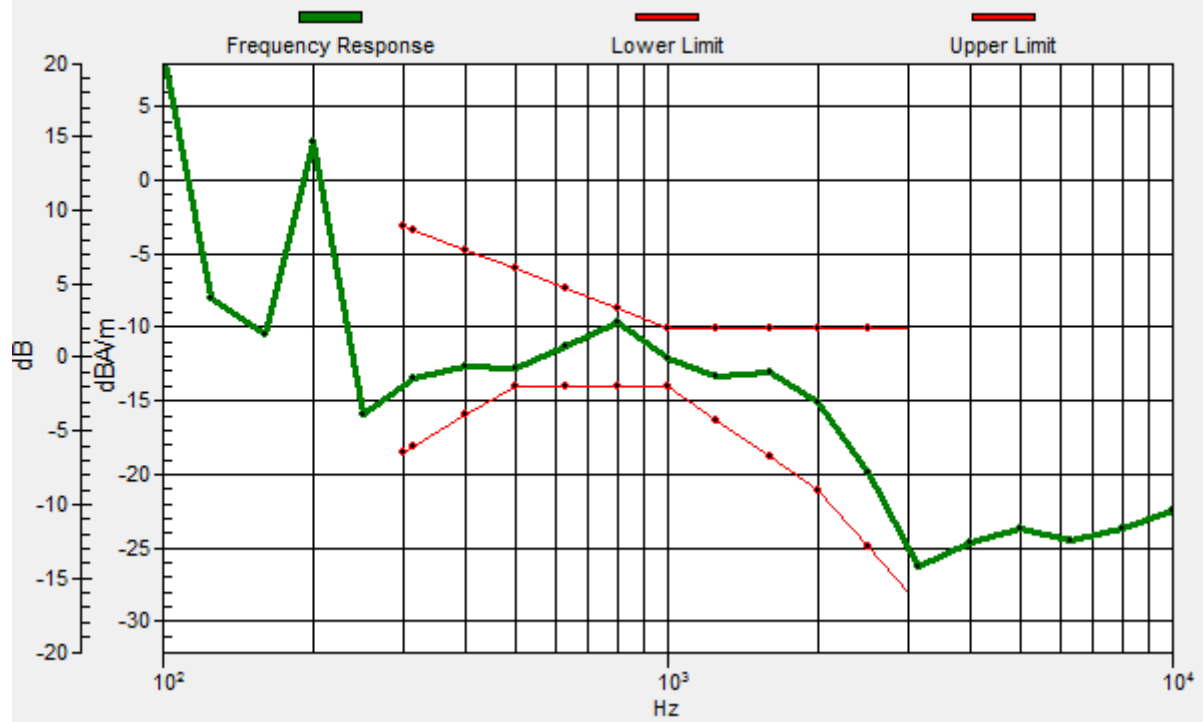
Location: -8.3, 0, 3.7 mm



0 dB = 275.9 = 48.82 dB

Ch52/z (axial) wideband at best S/N/ABM Freq Resp(x,y,z,f)

Loc: -8.3, 0, 3.7 mm Diff: 0.96dB



HAC_T-Coil_VoWiFi 5.3GHz_802.11ac-VHT80 MCS0_AMR 4.75Kbps_Ch58_Y

Communication System: UID 10402 - AAA, IEEE 802.11ac WiFi (80MHz, 64-QAM, 99pc duty cycle); Frequency: 5290 MHz; Duty Cycle: 1:1

Medium: Air Medium parameters used: $\sigma = 0$ S/m, $\epsilon_r = 1$; $\rho = 0$ kg/m³

Ambient Temperature : 23.2 °C

DASY5 Configuration:

- Probe: AM1DV2 - 1048; ; Calibrated: 2021.02.22
- Sensor-Surface: 0mm (Fix Surface)
- Electronics: DAE4 Sn480; Calibrated: 2021.06.22
- Phantom: HAC Test Arch with AMCC; Type: SD HAC P01 BA;
- Measurement SW: DASY52, Version 52.8 (8); SEMCAD X Version 14.6.10 (7331)

Ch58/y (transversal) 4.2mm 50 x 50/ABM SNR(x,y,z) (13x13x1): Measurement grid:


dx=10mm, dy=10mm

ABM1/ABM2 = 42.68 dB

ABM1 comp = -9.62 dBA/m

BWC Factor = 7.11 dB

Location: -4.2, -12.5, 3.7 mm



0 dB = 136.1 = 42.68 dB

HAC_T-Coil_OTT VoIP_LTE Band 2_0M_QPSK_1RB_0offset_AMR 12.2Kbps_Ch18900_Z

Communication System: UID 10169 - CAB, LTE-FDD (SC-FDMA, 1 RB, 20 MHz, QPSK);
Frequency: 1880 MHz; Duty Cycle: 1:1

Medium: Air Medium parameters used: $\sigma = 0$ S/m, $\epsilon_r = 1$; $\rho = 0$ kg/m³

Ambient Temperature : 23.2 °C

DASY5 Configuration:

- Probe: AM1DV2 - 1048; ; Calibrated: 2021.02.22
- Sensor-Surface: 0mm (Fix Surface)
- Electronics: DAE4 Sn480; Calibrated: 2021.06.22
- Phantom: HAC Test Arch with AMCC; Type: SD HAC P01 BA;
- Measurement SW: DASY52, Version 52.8 (8); SEMCAD X Version 14.6.10 (7331)

Ch18900/z (axial) 4.2mm 50 x 50/ABM SNR(x,y,z) (13x13x1): Measurement grid:


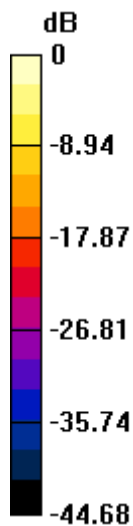
dx=10mm, dy=10mm

ABM1/ABM2 = 46.11 dB

ABM1 comp = -5.87 dBA/m

BWC Factor = 7.11 dB

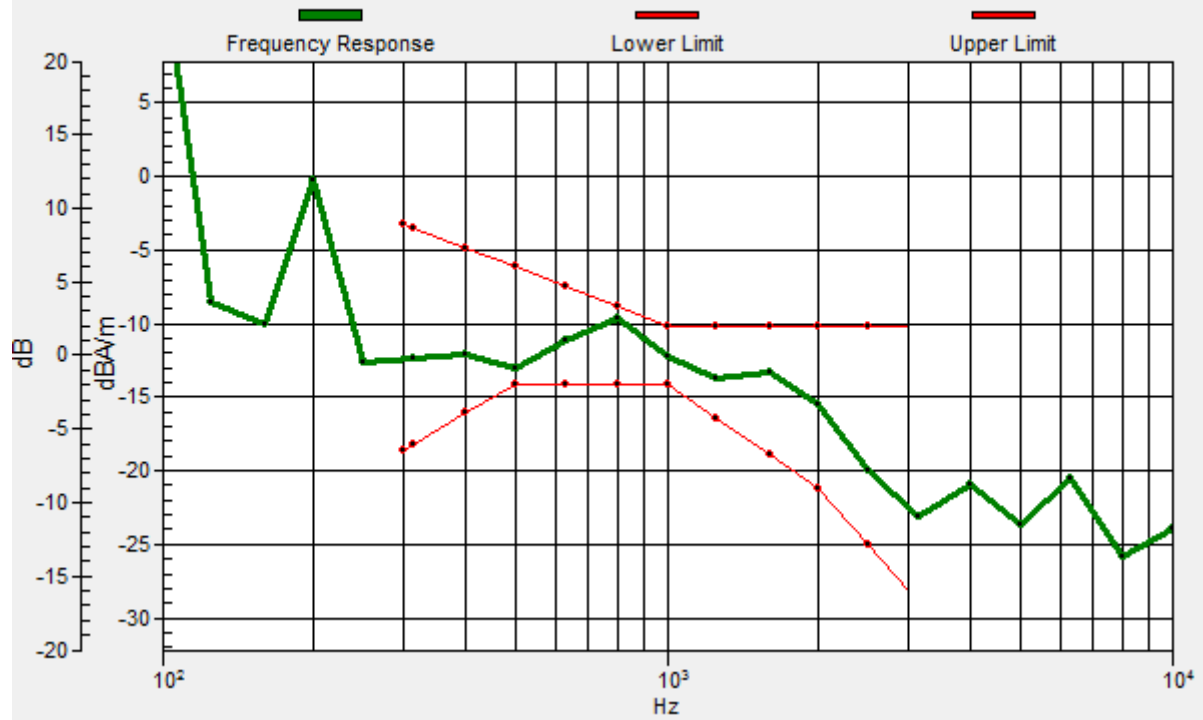
Location: -8.3, 0, 3.7 mm



0 dB = 202.1 = 46.11 dB

Ch18900/z (axial) wideband at best S/N/ABM Freq Resp(x,y,z,f)

Loc: -8.3, 0, 3.7 mm Diff: 0.83dB



HAC_T-Coil_OTT VoIP_LTE Band 2_0M_QPSK_1RB_0offset_AMR 12.2Kbps_Ch18900_Y

Communication System: UID 10169 - CAB, LTE-FDD (SC-FDMA, 1 RB, 20 MHz, QPSK);
Frequency: 1880 MHz; Duty Cycle: 1:1

Medium: Air Medium parameters used: $\sigma = 0$ S/m, $\epsilon_r = 1$; $\rho = 0$ kg/m³

Ambient Temperature : 23.2 °C

DASY5 Configuration:

- Probe: AM1DV2 - 1048; ; Calibrated: 2021.02.22
- Sensor-Surface: 0mm (Fix Surface)
- Electronics: DAE4 Sn480; Calibrated: 2021.06.22
- Phantom: HAC Test Arch with AMCC; Type: SD HAC P01 BA;
- Measurement SW: DASY52, Version 52.8 (8); SEMCAD X Version 14.6.10 (7331)

Ch18900/y (transversal) 4.2mm 50 x 50/ABM SNR(x,y,z) (13x13x1): Measurement grid:

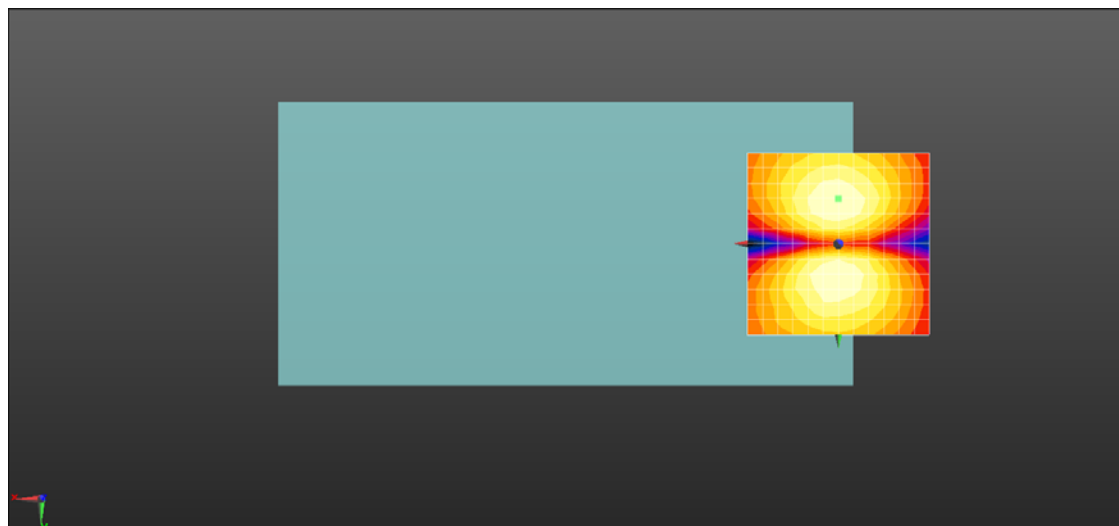
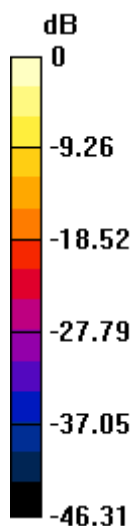
dx=10mm, dy=10mm

ABM1/ABM2 = 41.50 dB

ABM1 comp = -8.35 dBA/m

BWC Factor = 7.11 dB

Location: 0, -12.5, 3.7 mm



0 dB = 118.9 = 41.50 dB

HAC_T-Coil_OTT VoIP_LTE Band 5_10M_QPSK_1RB_0offset_AMR 12.2Kbps_Ch20525_Z

Communication System: UID 10175 - CAB, LTE-FDD (SC-FDMA, 1 RB, 10 MHz, QPSK);
Frequency: 836.5 MHz; Duty Cycle: 1:1

Medium: Air Medium parameters used: $\sigma = 0$ S/m, $\epsilon_r = 1$; $\rho = 0$ kg/m³

Ambient Temperature : 23.2 °C

DASY5 Configuration:

- Probe: AM1DV2 - 1048; ; Calibrated: 2021.02.22
- Sensor-Surface: 0mm (Fix Surface)
- Electronics: DAE4 Sn480; Calibrated: 2021.06.22
- Phantom: HAC Test Arch with AMCC; Type: SD HAC P01 BA;
- Measurement SW: DASY52, Version 52.8 (8); SEMCAD X Version 14.6.10 (7331)

Ch20525/z (axial) 4.2mm 50 x 50/ABM SNR(x,y,z) (13x13x1): Measurement grid:


dx=10mm, dy=10mm

ABM1/ABM2 = 38.75 dB

ABM1 comp = -8.67 dBA/m

BWC Factor = 7.11 dB

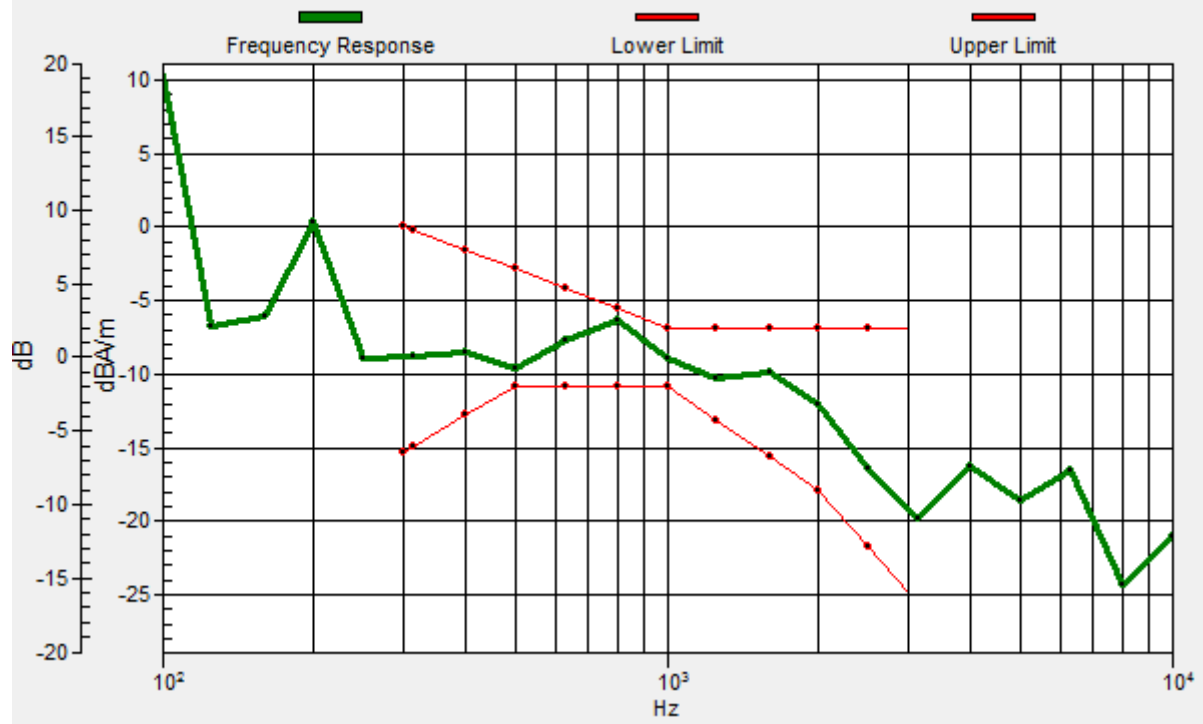
Location: -4.2, 0, 3.7 mm



0 dB = 86.61 = 38.75 dB

Ch20525/z (axial) wideband at best S/N/ABM Freq Resp(x,y,z,f)

Loc: -4.2, 0, 3.7 mm Diff: 0.71dB



HAC_T-Coil_OTT VoIP_LTE Band 5_10M_QPSK_1RB_0offset_AMR 12.2Kbps_Ch20525_Y

Communication System: UID 10175 - CAB, LTE-FDD (SC-FDMA, 1 RB, 10 MHz, QPSK);

Frequency: 836.5 MHz; Duty Cycle: 1:1

Medium: Air Medium parameters used: $\sigma = 0$ S/m, $\epsilon_r = 1$; $\rho = 0$ kg/m³

Ambient Temperature : 23.2 °C

DASY5 Configuration:

- Probe: AM1DV2 - 1048; ; Calibrated: 2021.02.22

- Sensor-Surface: 0mm (Fix Surface)

- Electronics: DAE4 Sn480; Calibrated: 2021.06.22

- Phantom: HAC Test Arch with AMCC; Type: SD HAC P01 BA;

- Measurement SW: DASY52, Version 52.8 (8); SEMCAD X Version 14.6.10 (7331)

Ch20525/y (transversal) 4.2mm 50 x 50/ABM SNR(x,y,z) (13x13x1): Measurement grid:


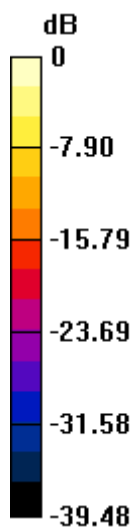
dx=10mm, dy=10mm

ABM1/ABM2 = 34.76 dB

ABM1 comp = -8.88 dBA/m

BWC Factor = 7.11 dB

Location: 0, 8.3, 3.7 mm



0 dB = 54.72 = 34.76 dB

HAC_T-Coil_OTT VoIP_LTE Band 12_10M_QPSK_1RB_0offset_AMR 12.2Kbps_Ch23095_Z

Communication System: UID 10175 - CAB, LTE-FDD (SC-FDMA, 1 RB, 10 MHz, QPSK);
Frequency: 707.5 MHz; Duty Cycle: 1:1

Medium: Air Medium parameters used: $\sigma = 0$ S/m, $\epsilon_r = 1$; $\rho = 0$ kg/m³

Ambient Temperature : 23.2 °C

DASY5 Configuration:

- Probe: AM1DV2 - 1048; ; Calibrated: 2021.02.22
- Sensor-Surface: 0mm (Fix Surface)
- Electronics: DAE4 Sn480; Calibrated: 2021.06.22
- Phantom: HAC Test Arch with AMCC; Type: SD HAC P01 BA;
- Measurement SW: DASY52, Version 52.8 (8); SEMCAD X Version 14.6.10 (7331)

Ch23095/z (axial) 4.2mm 50 x 50/ABM SNR(x,y,z) (13x13x1): Measurement grid:


dx=10mm, dy=10mm

ABM1/ABM2 = 48.19 dB

ABM1 comp = -1.16 dBA/m

BWC Factor = 7.11 dB

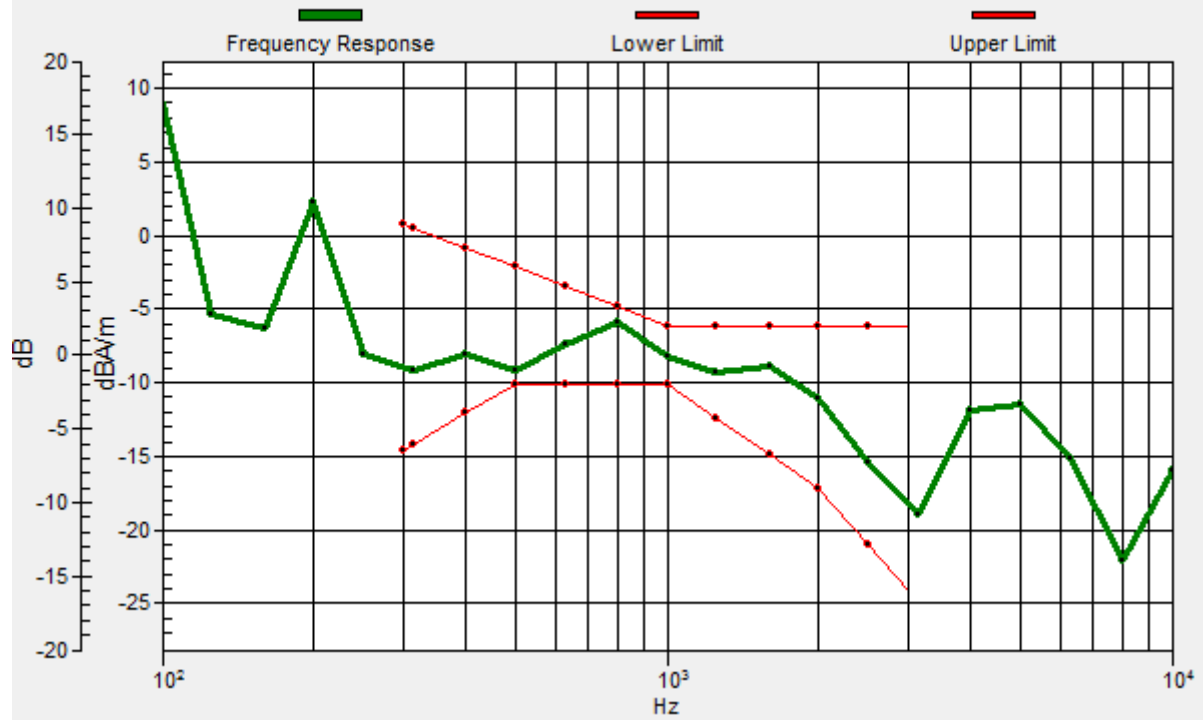
Location: 0, -4.2, 3.7 mm



0 dB = 256.7 = 48.19 dB

Ch23095/z (axial) wideband at best S/N/ABM Freq Resp(x,y,z,f)

Loc: 0, -4.2, 3.7 mm Diff: 0.99dB



HAC_T-Coil_OTT VoIP_LTE Band 12_10M_QPSK_1RB_0offset_AMR 12.2Kbps_Ch23095_Y

Communication System: UID 10175 - CAB, LTE-FDD (SC-FDMA, 1 RB, 10 MHz, QPSK);
Frequency: 707.5 MHz; Duty Cycle: 1:1

Medium: Air Medium parameters used: $\sigma = 0$ S/m, $\epsilon_r = 1$; $\rho = 0$ kg/m³

Ambient Temperature : 23.2 °C

DASY5 Configuration:

- Probe: AM1DV2 - 1048; ; Calibrated: 2021.02.22
- Sensor-Surface: 0mm (Fix Surface)
- Electronics: DAE4 Sn480; Calibrated: 2021.06.22
- Phantom: HAC Test Arch with AMCC; Type: SD HAC P01 BA;
- Measurement SW: DASY52, Version 52.8 (8); SEMCAD X Version 14.6.10 (7331)

Ch23095/y (transversal) 4.2mm 50 x 50/ABM SNR(x,y,z) (13x13x1): Measurement grid:


dx=10mm, dy=10mm

ABM1/ABM2 = 40.89 dB

ABM1 comp = -9.42 dBA/m

BWC Factor = 7.11 dB

Location: -4.2, 8.3, 3.7 mm



0 dB = 110.8 = 40.89 dB

HAC_T-Coil_OTT VoIP_VoWiFi 2.4GHz_802.11b 1Mbps_AMR 4.75Kbps_Ch6_Z

Communication System: UID 10012 - CAA, IEEE 802.11b WiFi 2.4 GHz (DSSS, 1 Mbps);

Frequency: 2437 MHz; Duty Cycle: 1:1

Medium: Air Medium parameters used: $\sigma = 0$ S/m, $\epsilon_r = 1$; $\rho = 0$ kg/m³

Ambient Temperature : 23.2 °C

DASY5 Configuration:

- Probe: AM1DV2 - 1048; ; Calibrated: 2021.02.22

- Sensor-Surface: 0mm (Fix Surface)

- Electronics: DAE4 Sn480; Calibrated: 2021.06.22

- Phantom: HAC Test Arch with AMCC; Type: SD HAC P01 BA;

- Measurement SW: DASY52, Version 52.8 (8); SEMCAD X Version 14.6.10 (7331)


Ch6/z (axial) 4.2mm 50 x 50/ABM SNR(x,y,z) (13x13x1): Measurement grid: dx=10mm, dy=10mm

ABM1/ABM2 = 33.64 dB

ABM1 comp = -11.97 dBA/m

BWC Factor = 1.07 dB

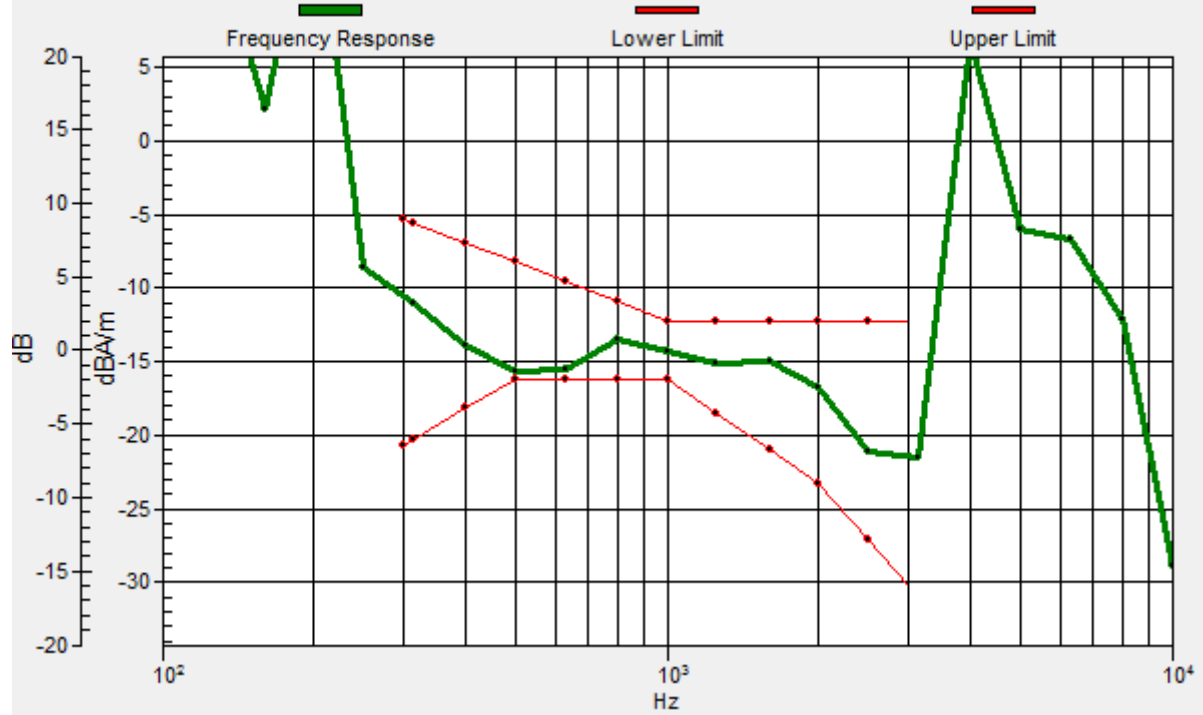
Location: -4.2, -4.2, 3.7 mm



0 dB = 48.08 = 33.64 dB

Ch6/z (axial) wideband at best S/N/ABM Freq Resp(x,y,z,f)

Loc: -4.2, -4.2, 3.7 mm Diff: 0.64dB



HAC_T-Coil_OTT VoIP_VoWiFi 2.4GHz_802.11b 1Mbps_AMR 4.75Kbps_Ch6_Y

Communication System: UID 10012 - CAA, IEEE 802.11b WiFi 2.4 GHz (DSSS, 1 Mbps);
Frequency: 2437 MHz; Duty Cycle: 1:1

Medium: Air Medium parameters used: $\sigma = 0$ S/m, $\epsilon_r = 1$; $\rho = 0$ kg/m³

Ambient Temperature : 23.2 °C

DASY5 Configuration:

- Probe: AM1DV2 - 1048; ; Calibrated: 2021.02.22
- Sensor-Surface: 0mm (Fix Surface)
- Electronics: DAE4 Sn480; Calibrated: 2021.06.22
- Phantom: HAC Test Arch with AMCC; Type: SD HAC P01 BA;
- Measurement SW: DASY52, Version 52.8 (8); SEMCAD X Version 14.6.10 (7331)

Ch6/y (transversal) 4.2mm 50 x 50/ABM SNR(x,y,z) (13x13x1): Measurement grid:


dx=10mm, dy=10mm

ABM1/ABM2 = 33.56 dB

ABM1 comp = -12.12 dBA/m

BWC Factor = 1.07 dB

Location: -4.2, -12.5, 3.7 mm



0 dB = 47.64 = 33.56 dB

HAC_T-Coil_OTT VoIP_VoWiFi 5.3GHz_802.11a 6Mbps_AMR 4.75Kbps_Ch60_Z

Communication System: UID 10317 - AAA, IEEE 802.11a WiFi 5 GHz (OFDM, 6 Mbps, 96pc duty cycle); Frequency: 5300 MHz;Duty Cycle: 1:1

Medium: Air Medium parameters used: $\sigma = 0$ S/m, $\epsilon_r = 1$; $\rho = 0$ kg/m³

Ambient Temperature : 23.2 °C

DASY5 Configuration:

- Probe: AM1DV2 - 1048; ; Calibrated: 2021.02.22
- Sensor-Surface: 0mm (Fix Surface)
- Electronics: DAE4 Sn480; Calibrated: 2021.06.22
- Phantom: HAC Test Arch with AMCC; Type: SD HAC P01 BA;
- Measurement SW: DASY52, Version 52.8 (8); SEMCAD X Version 14.6.10 (7331)


Ch60/z (axial) 4.2mm 50 x 50/ABM SNR(x,y,z) (13x13x1): Measurement grid: dx=10mm, dy=10mm

ABM1/ABM2 = 35.81 dB

ABM1 comp = -13.2 dBA/m

BWC Factor = -0.11 dB

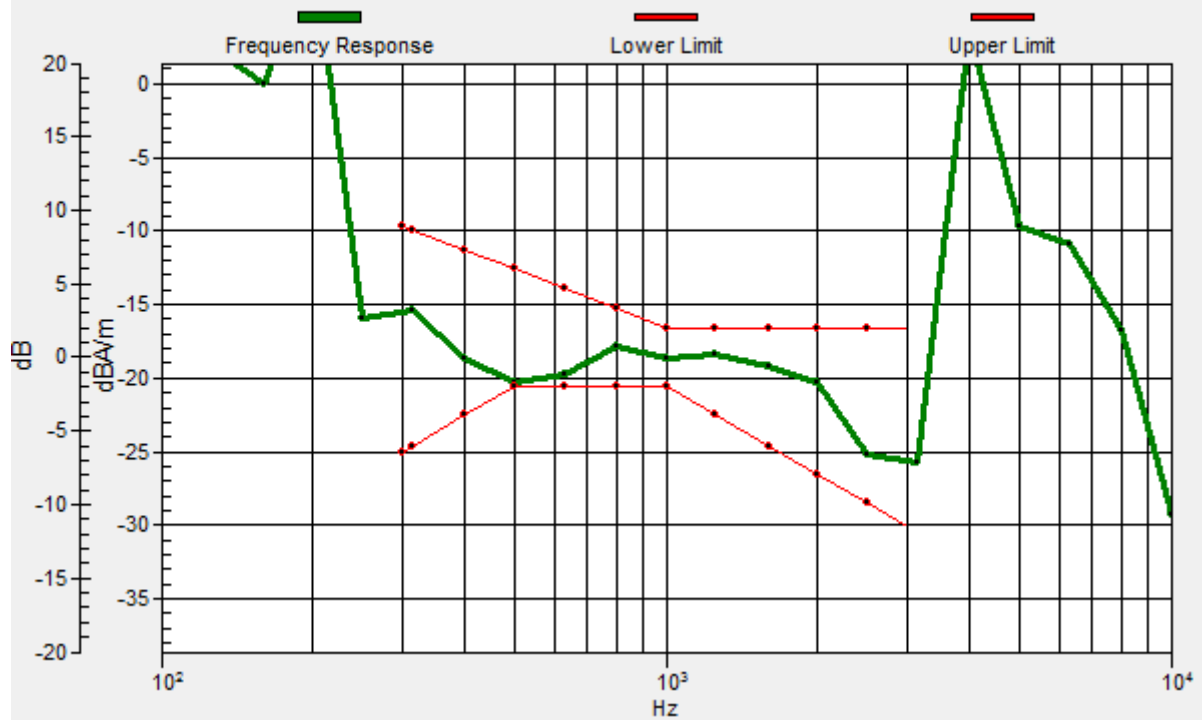
Location: -8.3, -8.3, 3.7 mm



0 dB = 61.73 = 35.81 dB

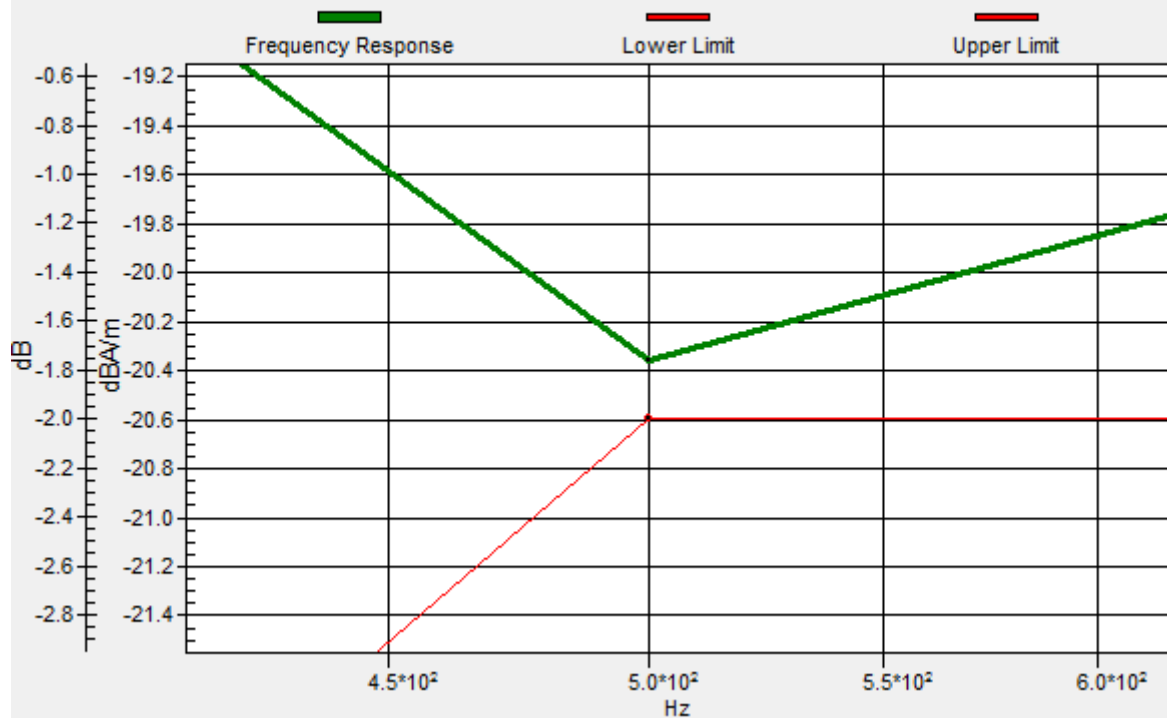
Ch60/z (axial) wideband at best S/N/ABM Freq Resp(x,y,z,f)

Loc: -8.3, -8.3, 3.7 mm Diff: 0.24dB



Ch60/z (axial) wideband at best S/N/ABM Freq Resp(x,y,z,f)

Loc: -8.3, -8.3, 3.7 mm Diff: 0.24dB



HAC_T-Coil_OTT VoIP_VoWiFi 5.3GHz_802.11a 6Mbps_AMR 4.75Kbps_Ch60_Y

Communication System: UID 10317 - AAA, IEEE 802.11a WiFi 5 GHz (OFDM, 6 Mbps, 96pc duty cycle); Frequency: 5300 MHz; Duty Cycle: 1:1

Medium: Air Medium parameters used: $\sigma = 0$ S/m, $\epsilon_r = 1$; $\rho = 0$ kg/m³

Ambient Temperature : 23.2 °C

DASY5 Configuration:

- Probe: AM1DV2 - 1048; ; Calibrated: 2021.02.22
- Sensor-Surface: 0mm (Fix Surface)
- Electronics: DAE4 Sn480; Calibrated: 2021.06.22
- Phantom: HAC Test Arch with AMCC; Type: SD HAC P01 BA;
- Measurement SW: DASY52, Version 52.8 (8); SEMCAD X Version 14.6.10 (7331)

Ch60/y (transversal) 4.2mm 50 x 50/ABM SNR(x,y,z) (13x13x1): Measurement grid:


dx=10mm, dy=10mm

ABM1/ABM2 = 33.53 dB

ABM1 comp = -13.46 dBA/m

BWC Factor = -0.11 dB

Location: -4.2, -12.5, 3.7 mm



0 dB = 47.48 = 33.53 dB