



FCC RF Test Report

APPLICANT : COOSEA GROUP (HK) COMPANY LIMITED
EQUIPMENT : Feature phone
MODEL NAME : SL006D
FCC ID : 2A28USL006D
STANDARD : FCC Part 15 Subpart C §15.247
CLASSIFICATION : (DTS) Digital Transmission System
TEST DATE(S) : Apr. 23, 2023 ~ Jun. 30, 2023

We, Sporton International Inc. (Shenzhen), would like to declare that the tested sample has been evaluated in accordance with the test procedures and has been in compliance with the applicable technical standards.

The test results in this report apply exclusively to the tested model / sample. Without written approval of Sporton International Inc. (Shenzhen), the test report shall not be reproduced except in full.

Jason Jia



Approved by: Jason Jia

Sporton International Inc. (ShenZhen)

1/F, 2/F, Bldg 5, Shiling Industrial Zone, Xinwei Village, Xili, Nanshan, Shenzhen, 518055

People's Republic of China



TABLE OF CONTENTS

REVISION HISTORY..... 3

SUMMARY OF TEST RESULT 4

1 GENERAL DESCRIPTION 5

 1.1 Applicant 5

 1.2 Manufacturer 5

 1.3 Product Feature of Equipment Under Test..... 5

 1.4 Product Specification of Equipment Under Test..... 5

 1.5 Modification of EUT 5

 1.6 Testing Location 6

 1.7 Test Software..... 6

 1.8 Applicable Standards..... 6

2 TEST CONFIGURATION OF EQUIPMENT UNDER TEST 7

 2.1 Carrier Frequency and Channel 7

 2.2 Test Mode..... 8

 2.3 Connection Diagram of Test System..... 8

 2.4 Support Unit used in test configuration and system 9

 2.5 EUT Operation Test Setup 9

 2.6 Measurement Results Explanation Example..... 9

3 TEST RESULT 10

 3.1 6dB and 99% Bandwidth Measurement 10

 3.2 Output Power Measurement..... 12

 3.3 Power Spectral Density Measurement 13

 3.4 Conducted Band Edges and Spurious Emission Measurement 15

 3.5 Radiated Band Edges and Spurious Emission Measurement 28

 3.6 AC Conducted Emission Measurement..... 32

 3.7 Antenna Requirements 34

4 LIST OF MEASURING EQUIPMENT 35

5 MEASUREMENT UNCERTAINTY 36

APPENDIX A. CONDUCTED TEST RESULTS

APPENDIX B. AC CONDUCTED EMISSION TEST RESULT

APPENDIX C. RADIATED SPURIOUS EMISSION AND PLOTS

APPENDIX D. DUTY CYCLE PLOTS

APPENDIX E. SETUP PHOTOGRAPHS



SUMMARY OF TEST RESULT

Report Section	FCC Rule	Description	Limit	Result	Remark
3.1	15.247(a)(2)	6dB Bandwidth	≥ 0.5MHz	Pass	-
3.1	-	99% Bandwidth	-	Report Only	-
3.2	15.247(b)	Power Output Measurement	≤ 30dBm	Pass	-
3.3	15.247(e)	Power Spectral Density	≤ 8dBm/3kHz	Pass	-
3.4	15.247(d)	Conducted Band Edges	≤ 20dBc	Pass	-
		Conducted Spurious Emission		Pass	-
3.5	15.247(d)	Radiated Band Edges and Radiated Spurious Emission	15.209(a) & 15.247(d)	Pass	Under limit 2.17 dB at 2483.58 MHz
3.6	15.207	AC Conducted Emission	15.207(a)	Pass	Under limit 4.07 dB at 2.81 MHz
3.7	15.203 & 15.247(b)	Antenna Requirement	15.203 & 15.247(b)	Pass	-

Conformity Assessment Condition:

1. The test results (PASS/FAIL) with all measurement uncertainty excluded are presented against the regulation limits or in accordance with the requirements stipulated by the applicant/manufacturer who shall bear all the risks of non-compliance that may potentially occur if measurement uncertainty is taken into account.
2. The measurement uncertainty please refer to each test result in the section "Measurement Uncertainty"

Disclaimer:

The product specifications of the EUT presented in the test report that may affect the test assessments are declared by the manufacturer who shall take full responsibility for the authenticity.



1 General Description

1.1 Applicant

COOSEA GROUP (HK) COMPANY LIMITED

UNIT 5-6 16/F MULTIFIELD PLAZA 3-7A PRAT AVENUE TSIMSHATSUI KL, HONG KONG, CHINA

1.2 Manufacturer

COOSEA GROUP (HK) COMPANY LIMITED

UNIT 5-6 16/F MULTIFIELD PLAZA 3-7A PRAT AVENUE TSIMSHATSUI KL, HONG KONG, CHINA

1.3 Product Feature of Equipment Under Test

Product Feature	
Equipment	Feature phone
Model Name	SL006D
FCC ID	2A28USL006D
IMEI Code	Conducted: 358957940002503 Conduction: 358957940006314 Radiation: 358957940004483/358957940009706
HW Version	1.0
SW Version	SL006DD10008
EUT Stage	Production Unit

Remark: The above EUT's information was declared by manufacturer. Please refer to the specifications or user's manual for more detailed description.

1.4 Product Specification of Equipment Under Test

Standards-related Product Specification	
Tx/Rx Channel Frequency Range	2412 MHz ~ 2462 MHz
Maximum (Peak) Output Power to antenna	802.11b : 22.88 dBm (0.1941 W) 802.11g : 24.79 dBm (0.3013 W) 802.11n HT20 : 24.20 dBm (0.2630 W) 802.11n HT40 : 22.06 dBm (0.1607 W)
99% Occupied Bandwidth	802.11b : 12.587 MHz 802.11g : 17.333 MHz 802.11n HT20 : 17.982 MHz 802.11n HT40 : 36.464 MHz
Antenna Type / Gain	IFA Antenna type with gain 1.56 dBi
Type of Modulation	802.11b : DSSS (DBPSK / DQPSK / CCK) 802.11g/n : OFDM (BPSK / QPSK / 16QAM / 64QAM)

1.5 Modification of EUT

No modifications are made to the EUT during all test items.



1.6 Testing Location

Sporton International Inc. (ShenZhen) is accredited to ISO/IEC 17025:2017 by American Association for Laboratory Accreditation with Certificate Number 5145.01.

Test Firm	Sporton International Inc. (ShenZhen)		
Test Site Location	1/F, 2/F, Bldg 5, Shiling Industrial Zone, Xinwei Village, Xili, Nanshan, Shenzhen, 518055 People’s Republic of China TEL: +86-755-86379589 FAX: +86-755-86379595		
Test Site No.	Sporton Site No.	FCC Designation No.	FCC Test Firm Registration No.
	CO01-SZ TH01-SZ	CN1256	421272

Test Firm	Sporton International Inc. (ShenZhen)		
Test Site Location	101, 1st Floor, Block B, Building 1, No. 2, Tengfeng 4th Road, Fenghuang Community, Fuyong Street, Baoan District, Shenzhen City Guangdong Province China 518103 TEL: +86-755-33202398		
Test Site No.	Sporton Site No.	FCC Designation No.	FCC Test Firm Registration No.
	03CH01-SZ	CN1256	421272

1.7 Test Software

Item	Site	Manufacturer	Name	Version
1.	03CH01-SZ	AUDIX	E3	6.2009-8-24
2.	CO01-SZ	AUDIX	E3	6.120613b

1.8 Applicable Standards

According to the specifications of the manufacturer, the EUT must comply with the requirements of the following standards:

- 47 CFR Part 15 Subpart C §15.247
- FCC KDB 558074 D01 15.247 Meas Guidance v05r02
- FCC KDB 662911 D01 Multiple Transmitter Output v02r01.
- ANSI C63.10-2013

Remark:

1. All test items were verified and recorded according to the standards and without any deviation during the test.
2. This EUT has also been tested and complied with the requirements of FCC Part 15, Subpart B, recorded in a separate test report.



2 Test Configuration of Equipment Under Test

- a. The EUT has been associated with peripherals and configuration operated in a manner tended to maximize its emission characteristics in a typical application. Frequency range investigated: conduction emission (150 kHz to 30 MHz), radiation emission (9 kHz to the 10th harmonic of the highest fundamental frequency or to 40 GHz, whichever is lower). For radiated measurement, pre-scanned in three orthogonal panels, X, Y, Z. The worst cases (X plane) were recorded in this report.
- b. AC power line Conducted Emission was tested under maximum output power.

2.1 Carrier Frequency and Channel

Frequency Band	Channel	Freq. (MHz)	Channel	Freq. (MHz)
2400-2483.5 MHz	1	2412	7	2442
	2	2417	8	2447
	3	2422	9	2452
	4	2427	10	2457
	5	2432	11	2462
	6	2437	-	-

2.2 Test Mode

Final test modes are considering the modulation and worse data rates as below table.

Modulation	Data Rate
802.11b	1 Mbps
802.11g	6 Mbps
802.11n HT20	MCS0
802.11n HT40	MCS0

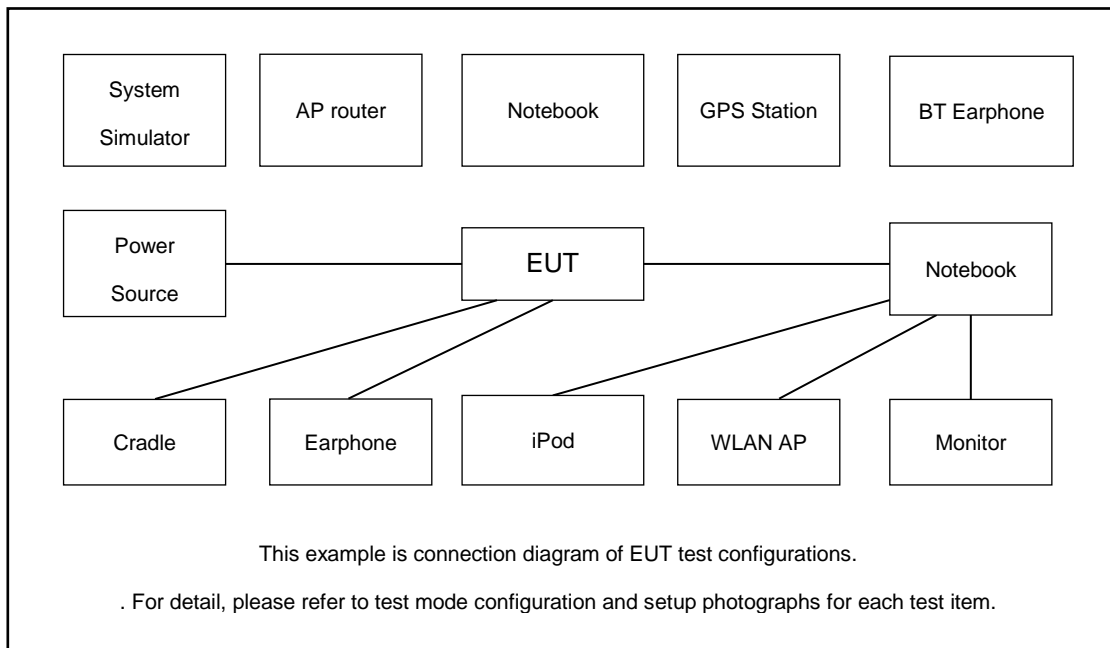
Test Cases	
AC Conducted Emission	Mode 1 :GSM 850 Idle + WLAN Link(2.4G) + USB Cable (Charging from Adapter) + Battery + Earphone

Co-location
11g CH11 TX + LTE Band30_BW_20M Link

Remark:

1. Radiated Test Cases were performance with Adapter, Battery, Earphone and USB Cable.
2. The RSE co-location mode is assessed from the worst WLAN TX + WWAN Link mode.

2.3 Connection Diagram of Test System



2.4 Support Unit used in test configuration and system

Item	Equipment	Trade Name	Model Name	FCC ID	Data Cable	Power Cord
1.	Base Station(LTE)	Anritsu	MT8820C	N/A	N/A	Unshielded,1.8m
2.	WLAN AP	Dlink	DIR-820L	KA2IR820LA1	N/A	Unshielded,1.8m
3.	Bluetooth Earphone	Samsung	EO-MG900	PYAHS-107W	N/A	N/A
4.	Earphone	apple	DCAY1V-A900FZJW3-000	N/A	N/A	N/A

2.5 EUT Operation Test Setup

For WLAN RF test items, an engineering test program was provided and enabled to make EUT continuous transmit.

For AC power line conducted emissions, the EUT was set to connect with the WLAN AP under large package sizes transmission.

2.6 Measurement Results Explanation Example

For all conducted test items:

The offset level is set in the spectrum analyzer to compensate the RF cable loss and attenuator factor between EUT conducted output port and spectrum analyzer. With the offset compensation, the spectrum analyzer reading level is exactly the EUT RF output level.

Example:

The spectrum analyzer offset is derived from RF cable loss and attenuator factor.

Offset = RF cable loss + attenuator factor.

Following shows an offset computation example with cable loss 1.50 dB and 10dB attenuator.

$$\begin{aligned}
 \text{Offset(dB)} &= \text{RF cable loss(dB)} + \text{attenuator factor(dB)} \\
 &= 1.5 + 10 = 11.50 \text{ (dB)}
 \end{aligned}$$

3 Test Result

3.1 6dB and 99% Bandwidth Measurement

3.1.1 Limit of 6dB and 99% Bandwidth

The minimum 6 dB bandwidth shall be at least 500 kHz.

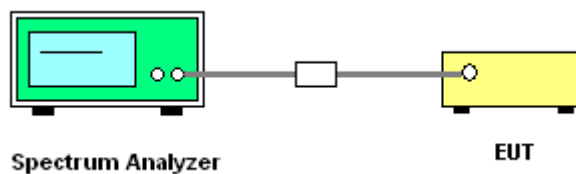
3.1.2 Measuring Instruments

The measuring equipment is listed in the section 4 of this test report.

3.1.3 Test Procedures

1. The testing follows ANSI C63.10-2013 clause 11.8
2. The RF output of EUT was connected to the spectrum analyzer by RF cable and attenuator. The path loss was compensated to the results for each measurement.
3. Set to the maximum power setting and enable the EUT transmit continuously.
4. Make the measurement with the spectrum analyzer's resolution bandwidth (RBW) = 100 kHz. Set the Video bandwidth (VBW) = 300 kHz. In order to make an accurate measurement. The 6 dB bandwidth must be greater than 500 kHz.
5. For 99% Bandwidth Measurement, the spectrum analyzer's resolution bandwidth (RBW) = 1%~5% of OBW and set the Video bandwidth (VBW) = 3MHz.
6. Measure and record the results in the test report.

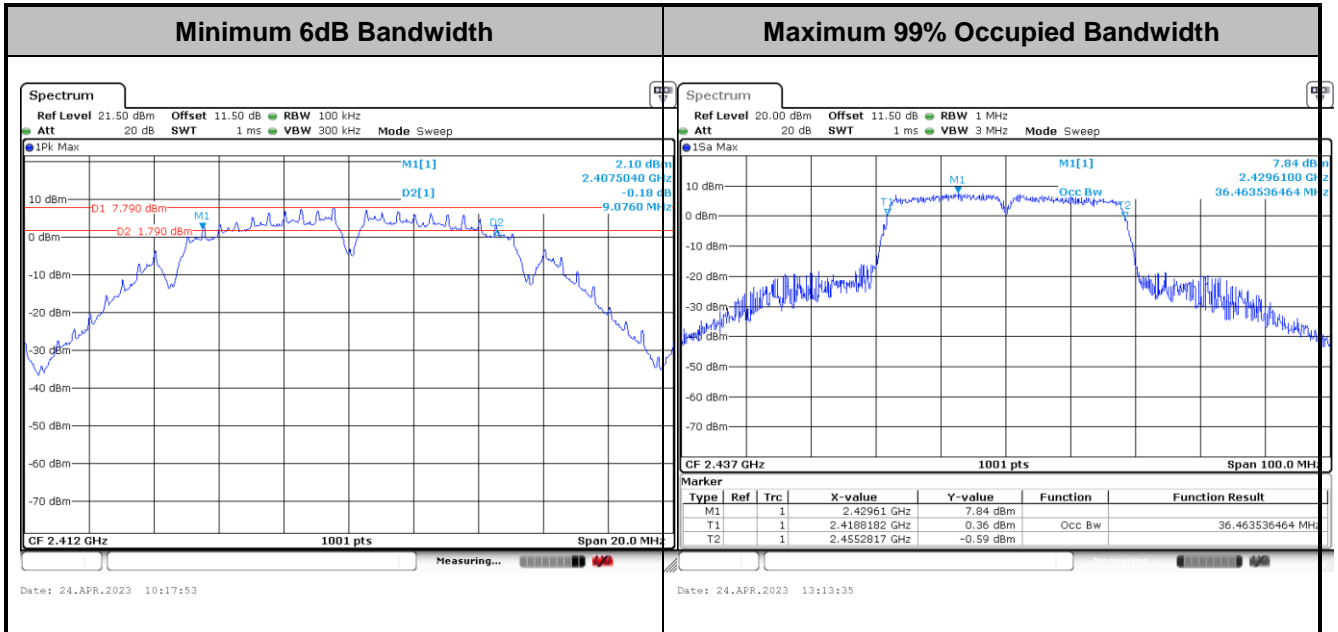
3.1.4 Test Setup





3.1.5 Test Result of 6dB and 99% Occupied Bandwidth

Please refer to Appendix A.



Note : The occupied channel bandwidth is maintained within the band of operation for all of the modulations.

3.2 Output Power Measurement

3.2.1 Limit of Output Power

For systems using digital modulation in the 2400-2483.5MHz, the limit for peak output power is 30dBm. If transmitting antenna with directional gain greater than 6dBi is used, the peak output power from the intentional radiator shall be reduced below the above stated value by the amount in dB that the directional gain of the antenna exceeds 6 dBi. In case of point-to-point operation, the limit has to be reduced by 1dB for every 3dB that the directional gain of the antenna exceeds 6dBi.

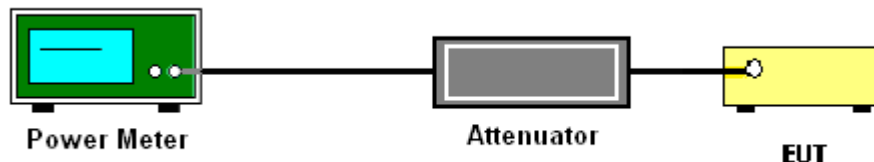
3.2.2 Measuring Instruments

The measuring equipment is listed in the section 4 of this test report.

3.2.3 Test Procedures

1. The testing follows the Measurement Procedure of ANSI C63.10-2013 clause 11.9.1.3 PKPM1 Peak power meter or ANSI C63.10-2013 clause 11.9.2.3.1 Method AVGPM method.
2. The RF output of EUT was connected to the power meter by RF cable and attenuator. The path loss was compensated to the results for each measurement.
3. Set to the maximum power setting and enable the EUT transmit continuously.
4. Measure the conducted output power and record the results in the test report.
5. For MIMO mode, calculation method follows FCC KDB 662911 D01 Multiple Transmitter Output v02r01.

3.2.4 Test Setup



3.2.5 Test Result of Peak Output Power

Please refer to Appendix A.

3.2.6 Test Result of Average Output Power (Reporting Only)

Please refer to Appendix A.



3.3 Power Spectral Density Measurement

3.3.1 Limit of Power Spectral Density

The peak power spectral density shall not be greater than 8dBm in any 3kHz band at any time interval of continuous transmission.

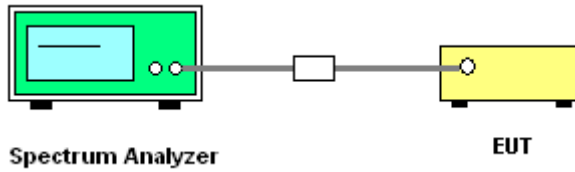
3.3.2 Measuring Instruments

The measuring equipment is listed in the section 4 of this test report.

3.3.3 Test Procedures

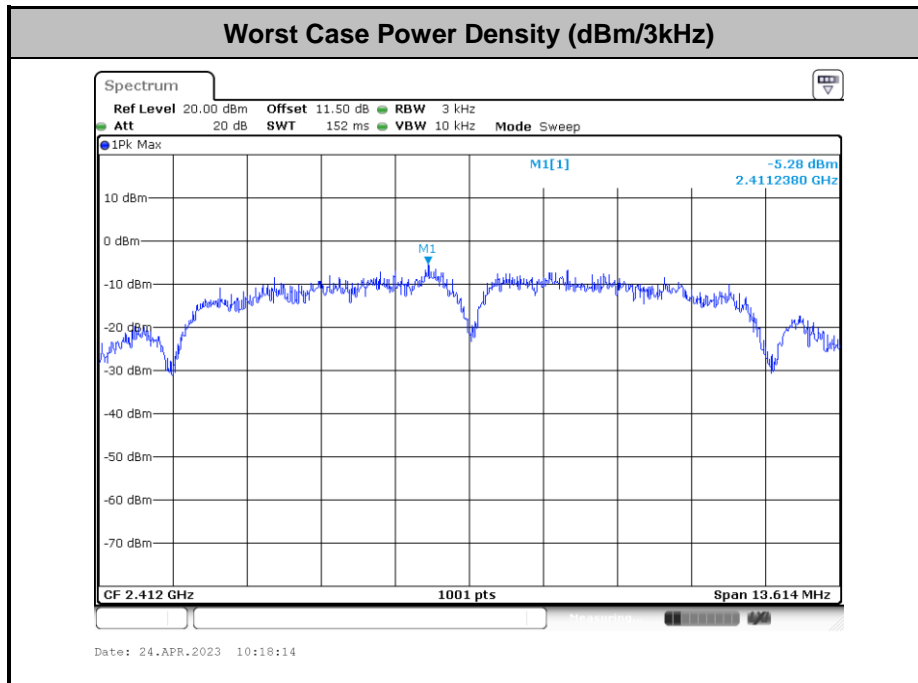
1. The testing follows Measurement Procedure of ANSI C63.10-2013 clause 11.10.2 Method PKPSD.
2. The RF output of EUT was connected to the spectrum analyzer by RF cable and attenuator. The path loss was compensated to the results for each measurement.
3. Set to the maximum power setting and enable the EUT transmit continuously.
4. Make the measurement with the spectrum analyzer's resolution bandwidth (RBW) = 3 kHz. Video bandwidth VBW = 10 kHz In order to make an accurate measurement, set the span to 1.5 times DTS Channel Bandwidth. (6dB BW)
5. Detector = peak, Sweep time = auto couple, Trace mode = max hold, Allow trace to fully stabilize. Use the peak marker function to determine the maximum power level.
6. Measure and record the results in the test report.

3.3.4 Test Setup



3.3.5 Test Result of Power Spectral Density

Please refer to Appendix A.



3.4 Conducted Band Edges and Spurious Emission Measurement

3.4.1 Limit of Conducted Band Edges and Spurious Emission Measurement

In any 100 kHz bandwidth outside of the authorized frequency band, the emissions which fall in the non-restricted bands shall be attenuated at least 20 dB relative to the maximum PSD level in 100 kHz by RF conducted measurement.

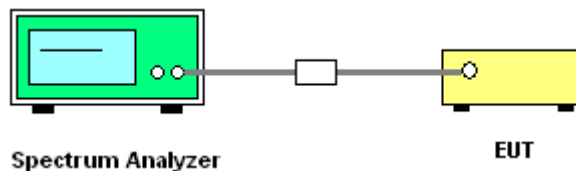
3.4.2 Measuring Instruments

The measuring equipment is listed in the section 4 of this test report.

3.4.3 Test Procedures

1. The testing follows ANSI C63.10-2013 clause 11.11
2. The RF output of EUT was connected to the spectrum analyzer by RF cable and attenuator. The path loss was compensated to the results for each measurement.
3. Set to the maximum power setting and enable the EUT transmit continuously.
4. Set RBW = 100 kHz, VBW=300 kHz, Peak Detector. Unwanted Emissions measured in any 100 kHz bandwidth outside of the authorized frequency band shall be attenuated by at least 20 dB relative to the maximum in-band peak PSD level in 100 kHz when maximum peak conducted output power procedure is used. If the transmitter complies with the conducted power limits based on the use of RMS averaging over a time interval, the attenuation required under this paragraph shall be 30 dB instead of 20 dB per 15.247(d).
5. Measure and record the results in the test report.
6. The RF fundamental frequency should be excluded against the limit line in the operating frequency band.

3.4.4 Test Setup

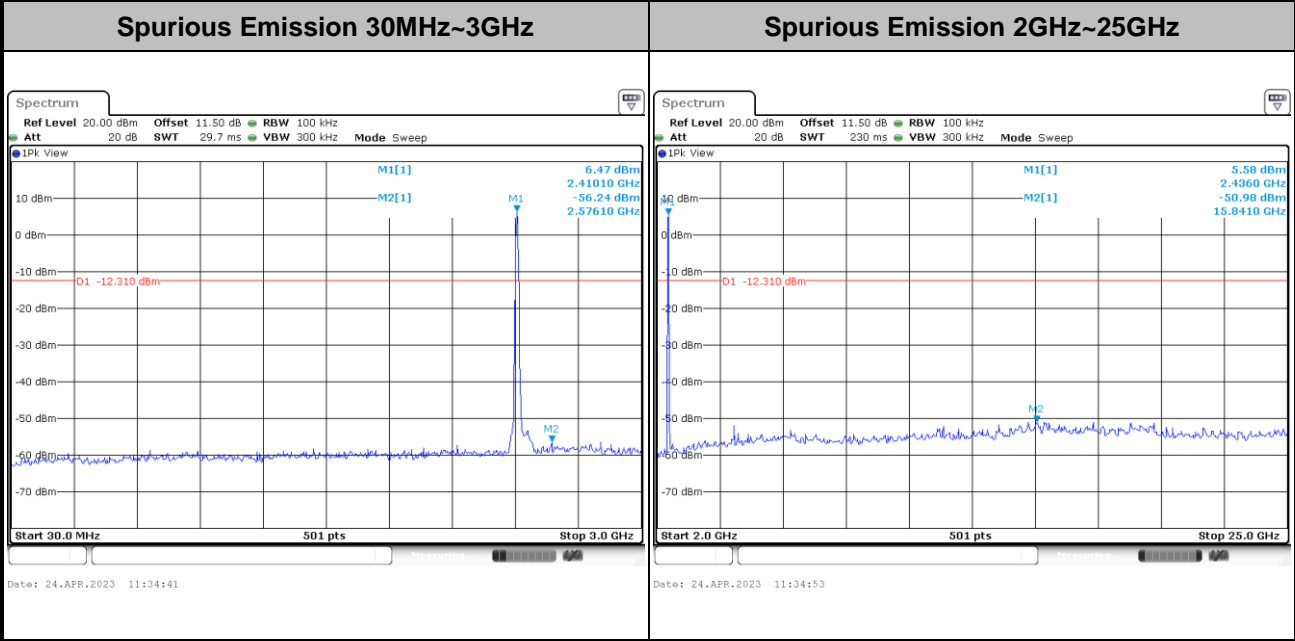
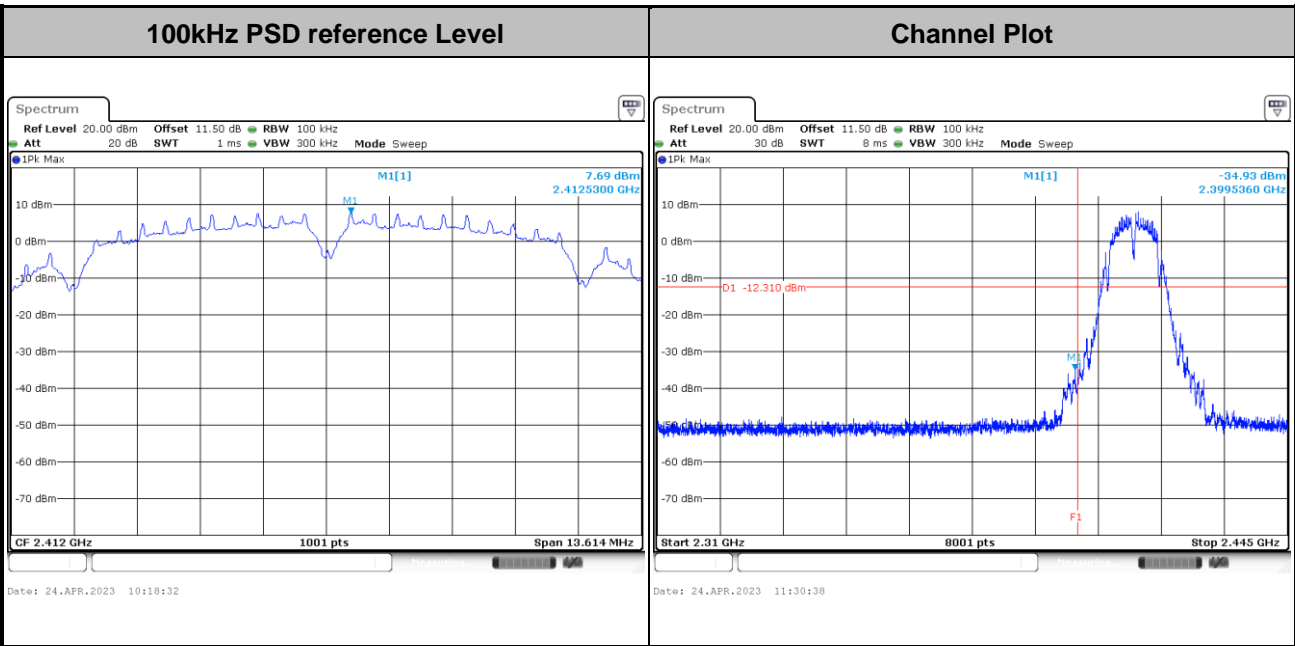




3.4.5 Test Result of Conducted Band Edges and Spurious Emission

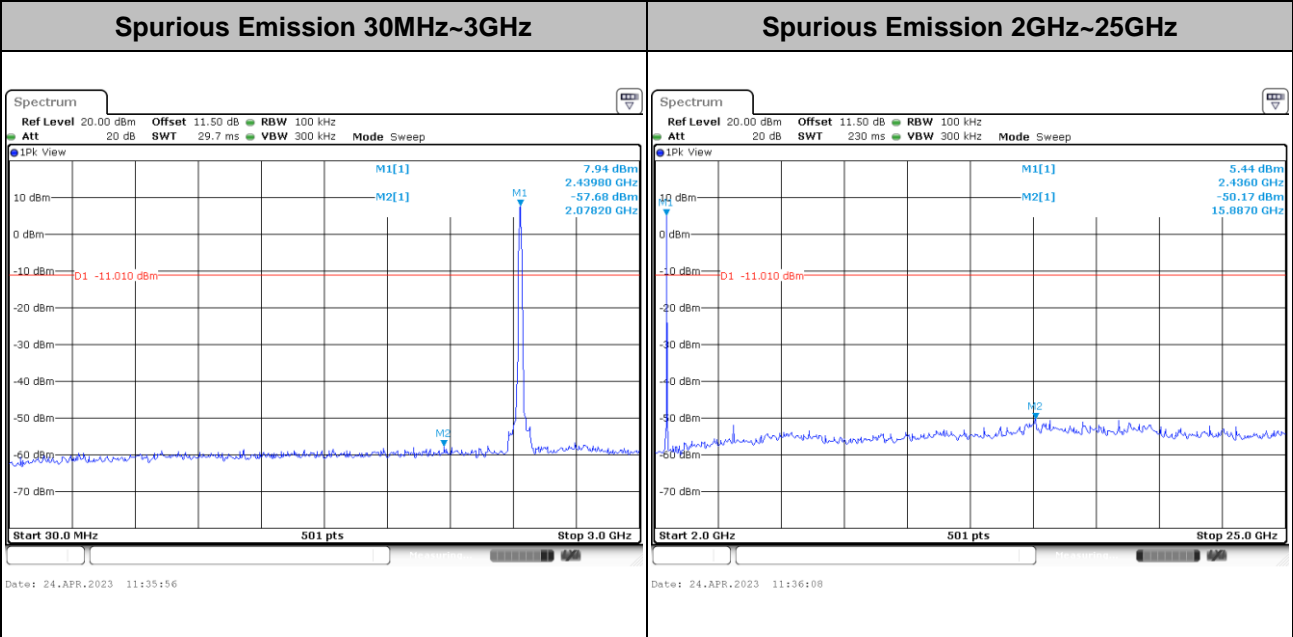
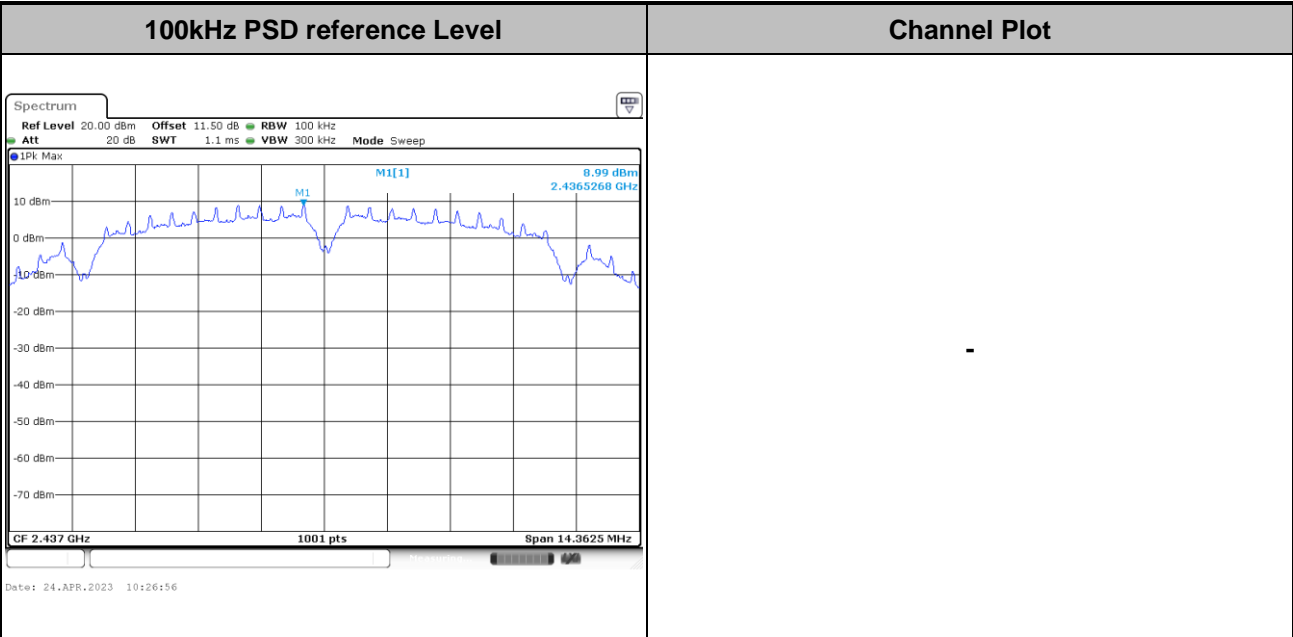
Test Engineer : Guohong Zhang	Temperature : 24~26°C
	Relative Humidity : 50~53%

Test Mode : 802.11b	Test Channel : 01
---------------------	-------------------



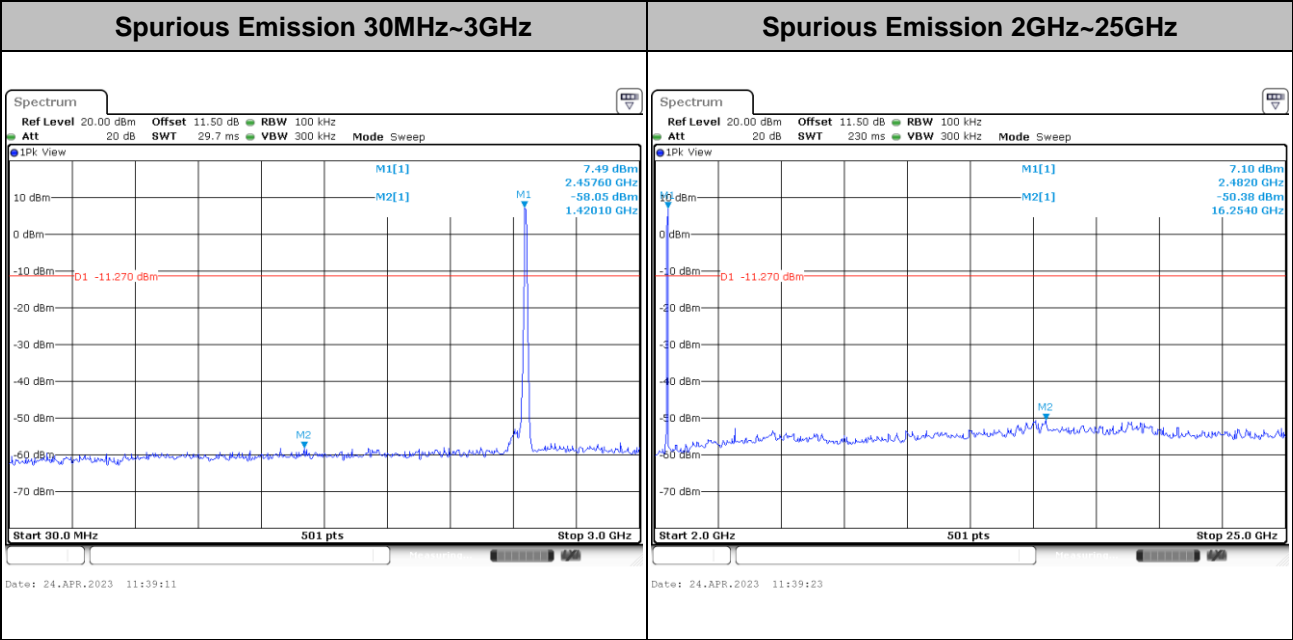
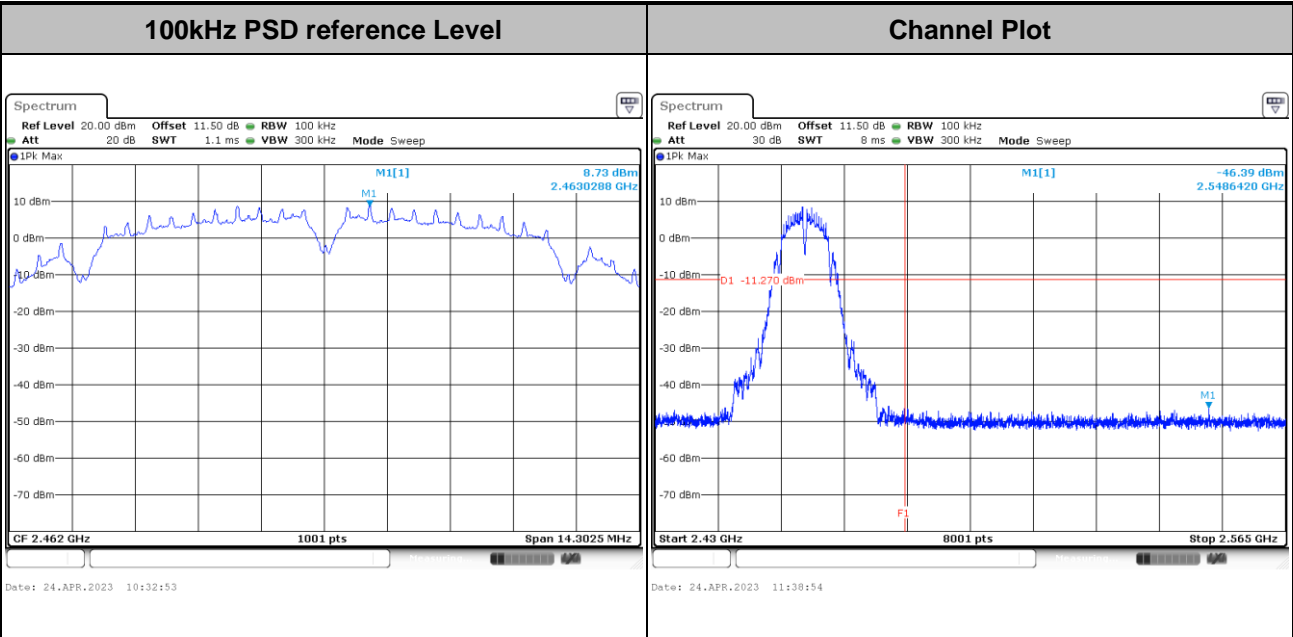


Test Mode :	802.11b	Test Channel :	06
-------------	---------	----------------	----



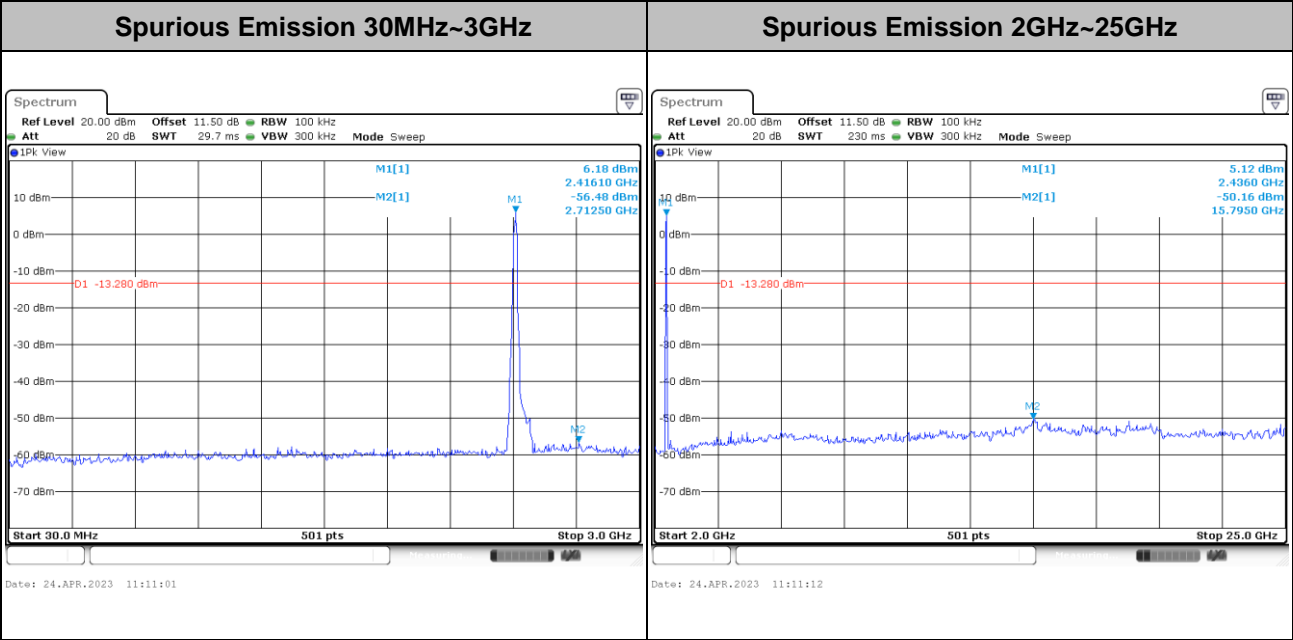
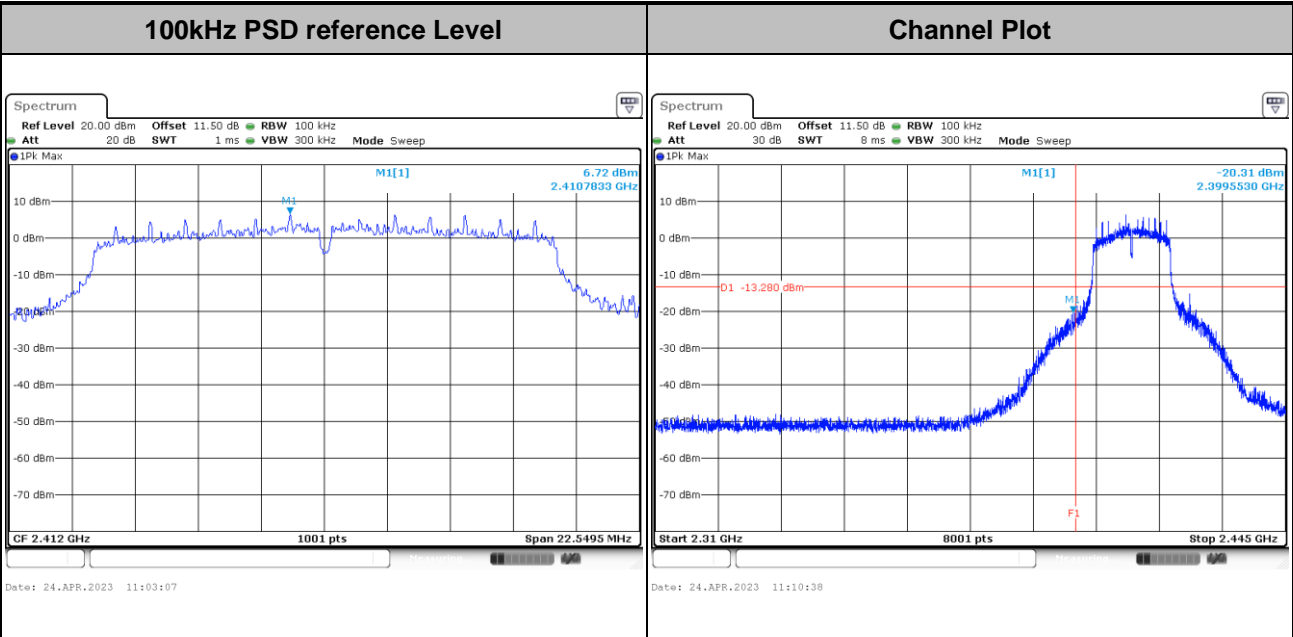


Test Mode :	802.11b	Test Channel :	11
-------------	---------	----------------	----



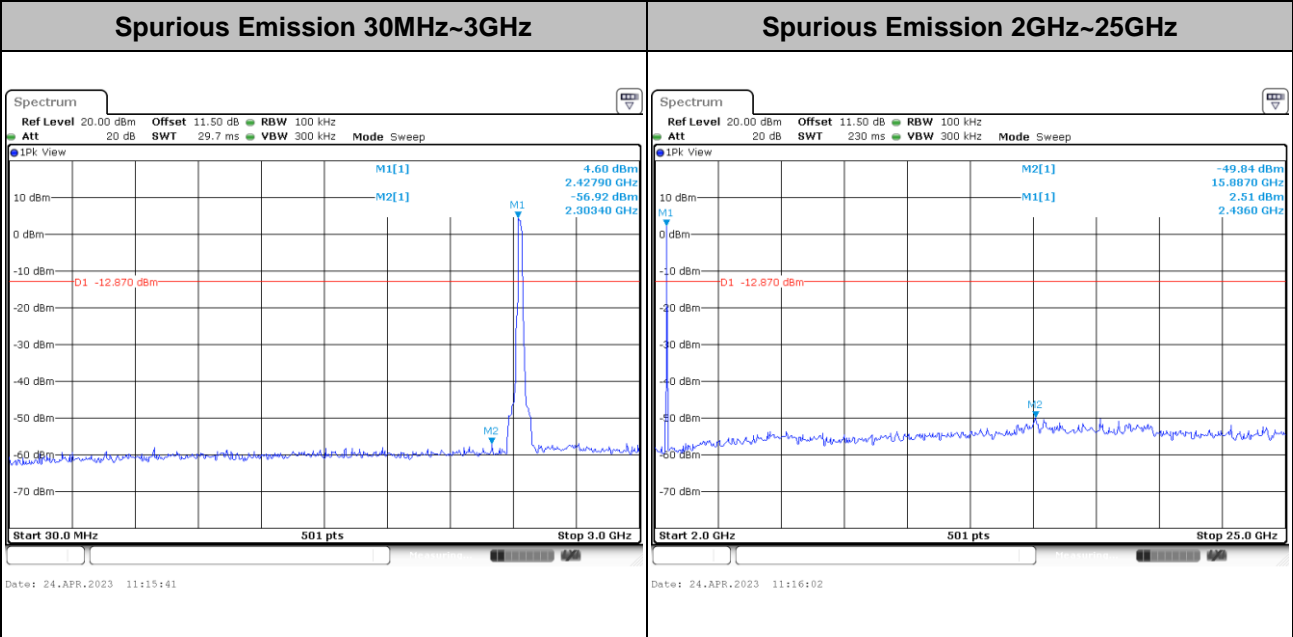
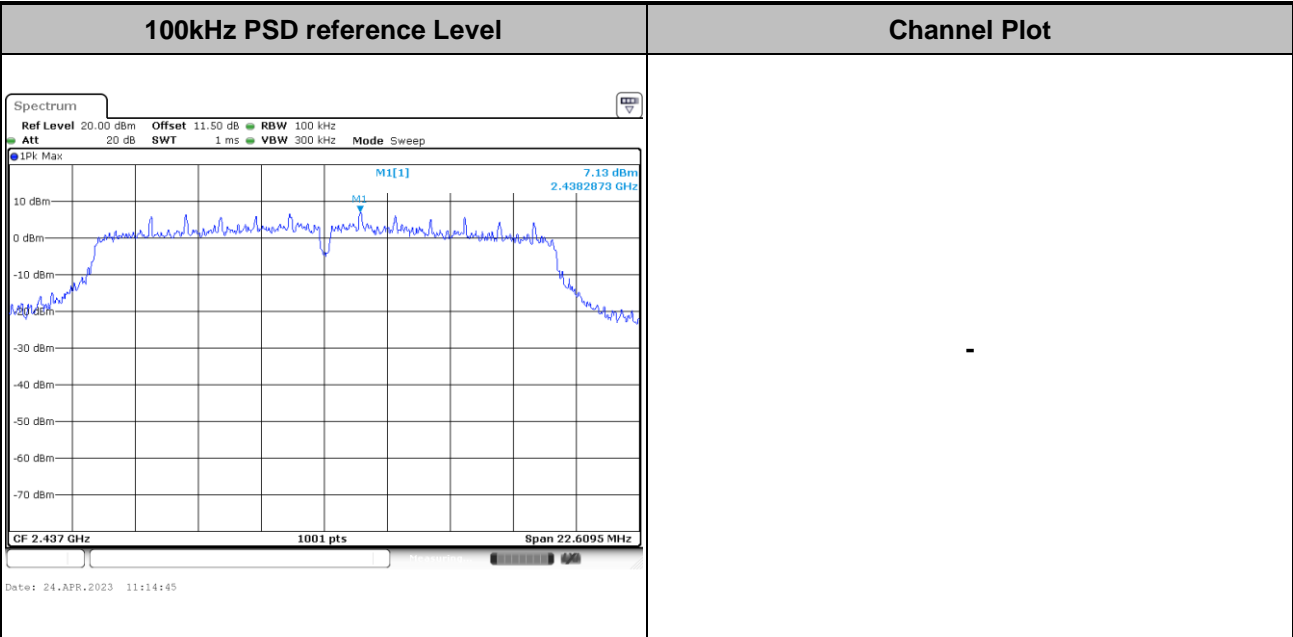


Test Mode : 802.11g Test Channel : 01



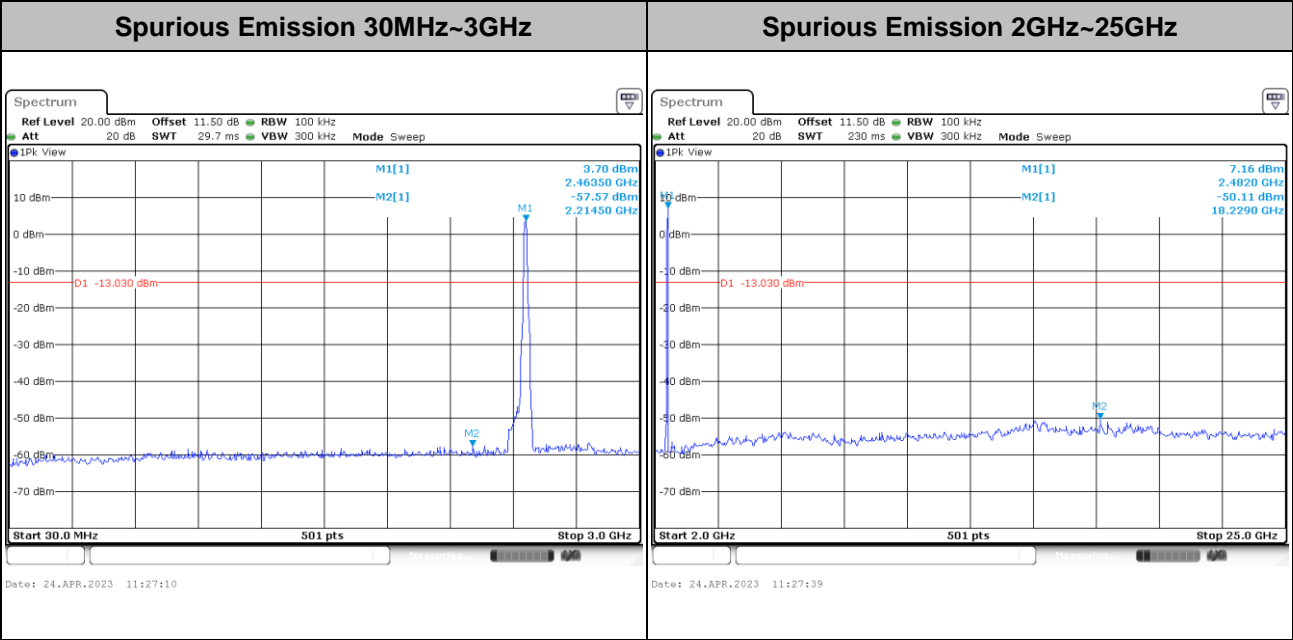
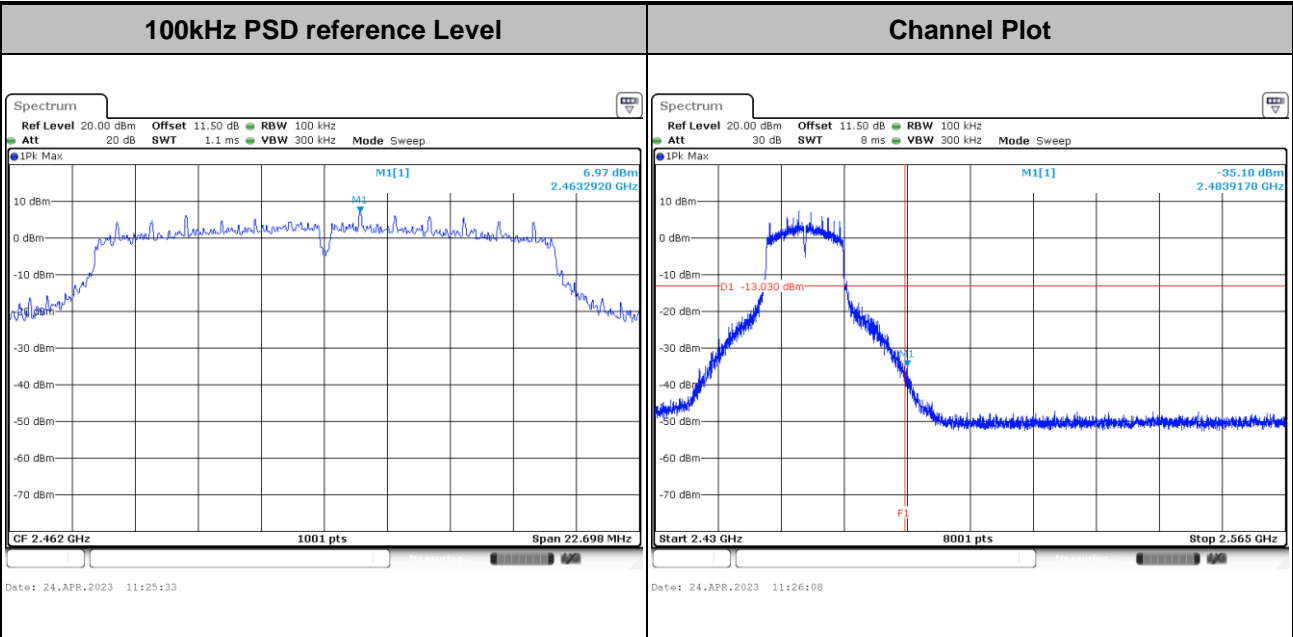


Test Mode :	802.11g	Test Channel :	06
-------------	---------	----------------	----



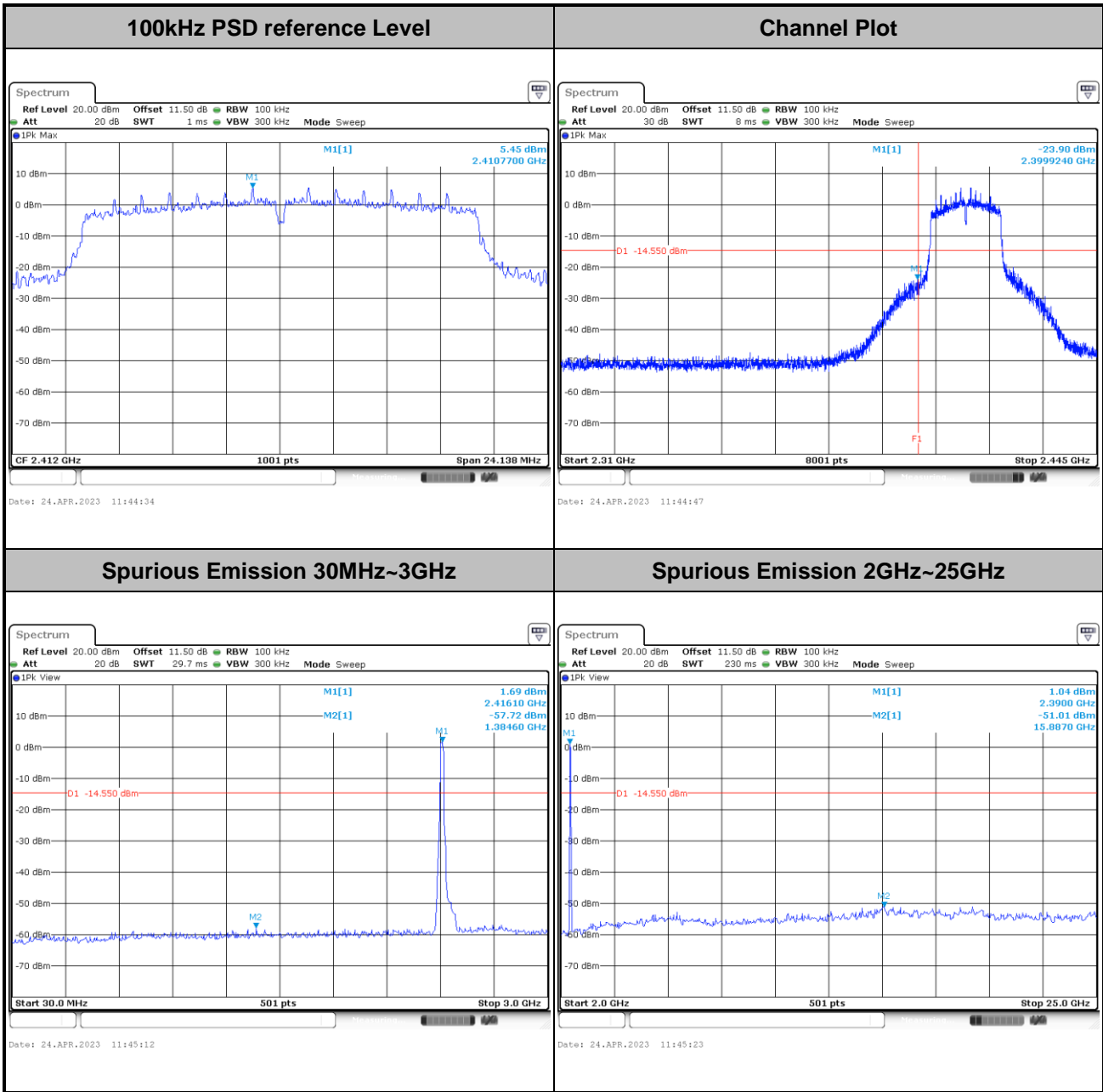


Test Mode :	802.11g	Test Channel :	11
-------------	---------	----------------	----



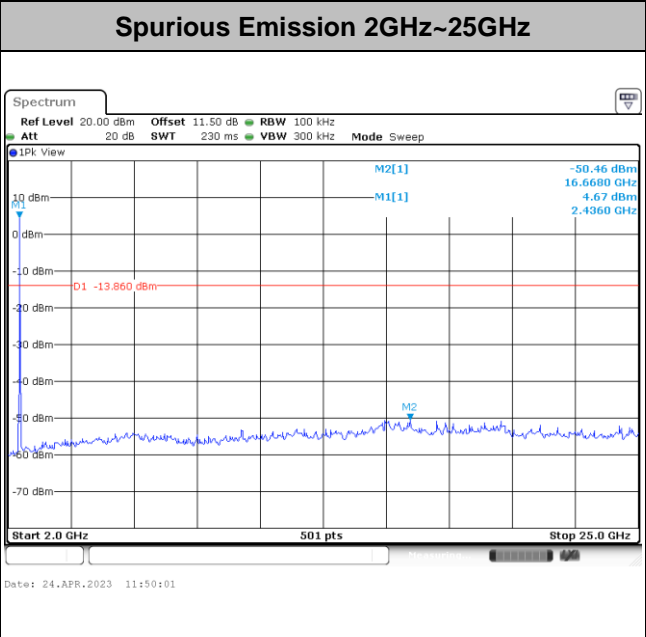
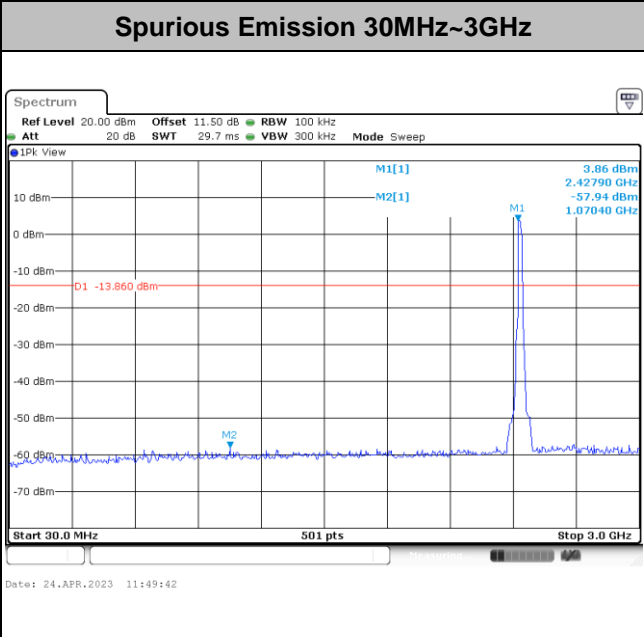
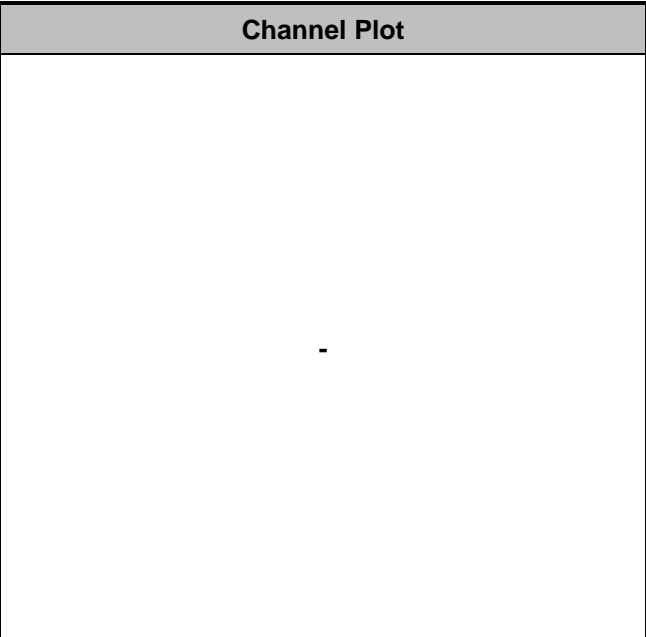
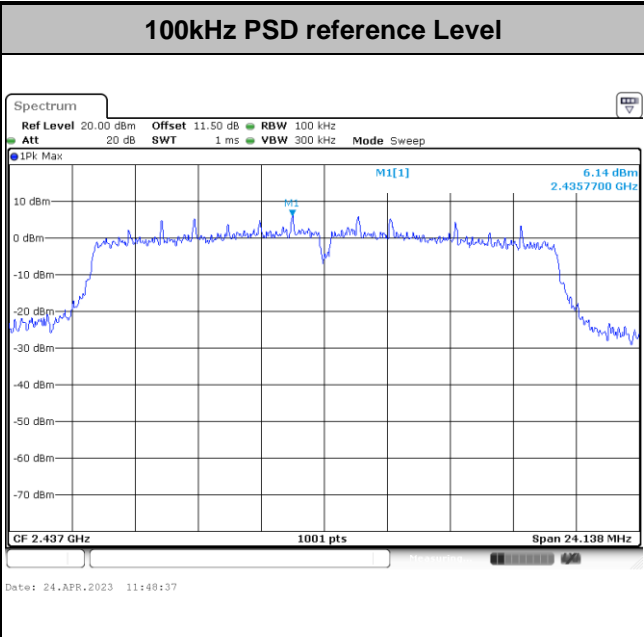


Test Mode :	802.11n HT20	Test Channel :	01
-------------	--------------	----------------	----



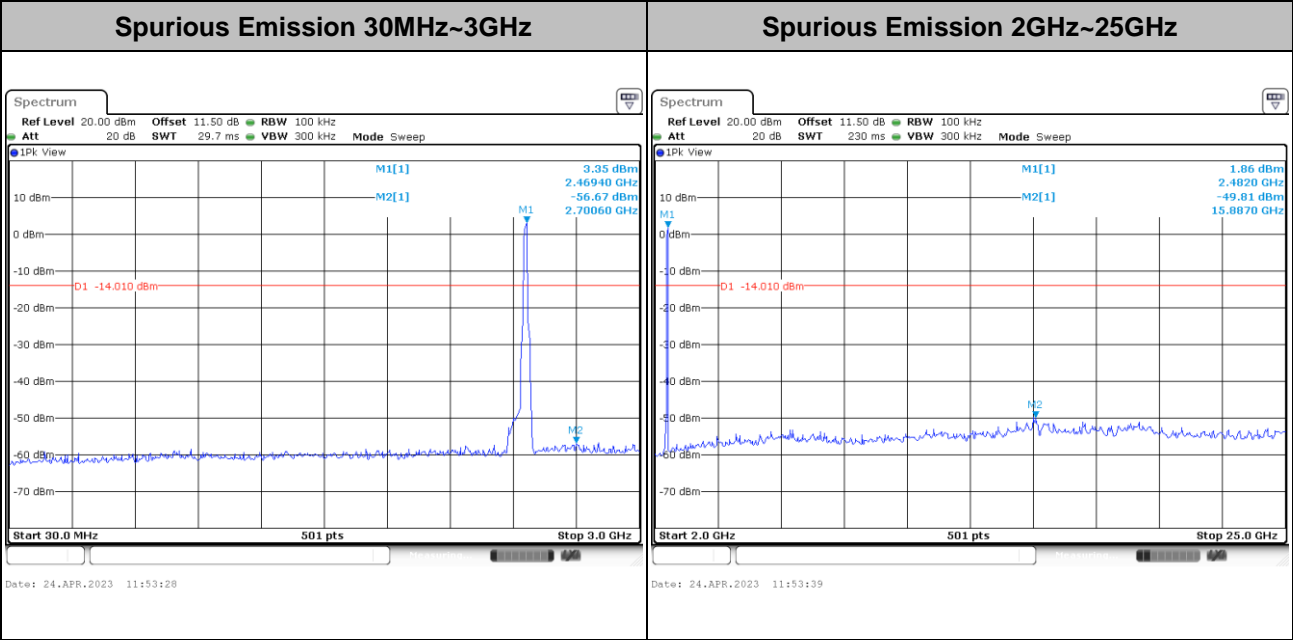
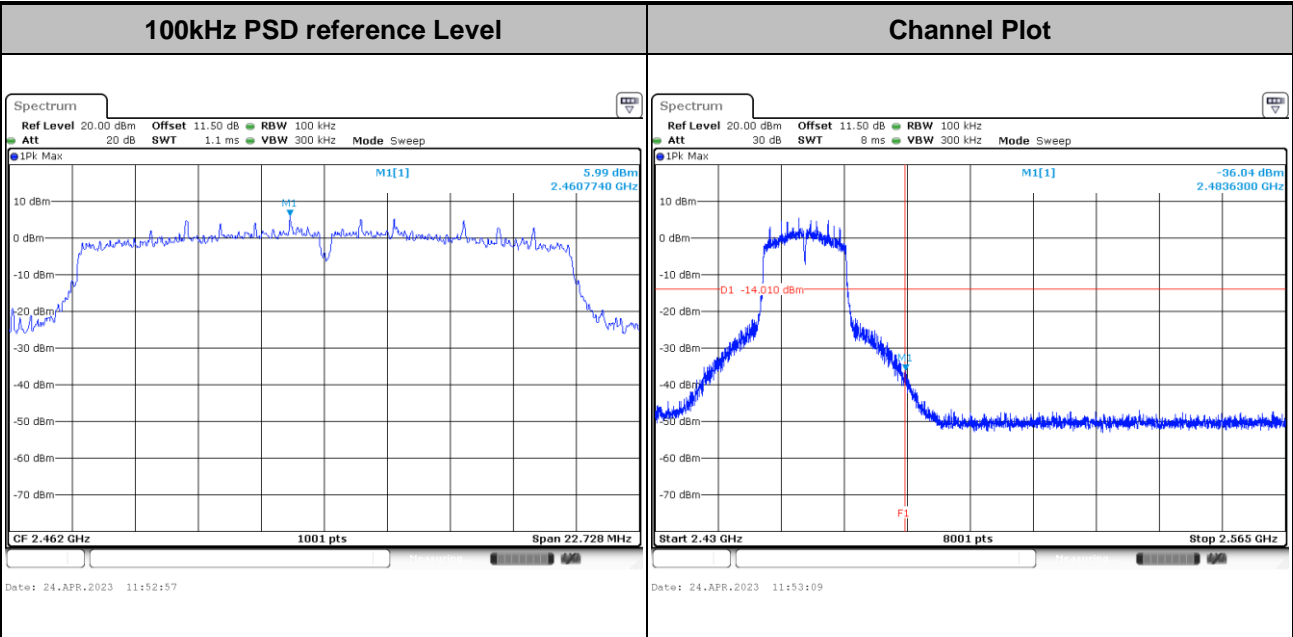


Test Mode :	802.11n HT20	Test Channel :	06
-------------	--------------	----------------	----



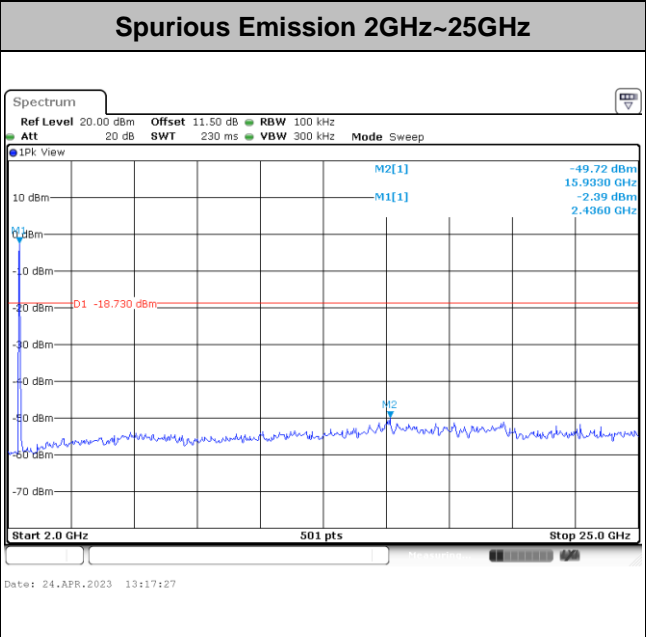
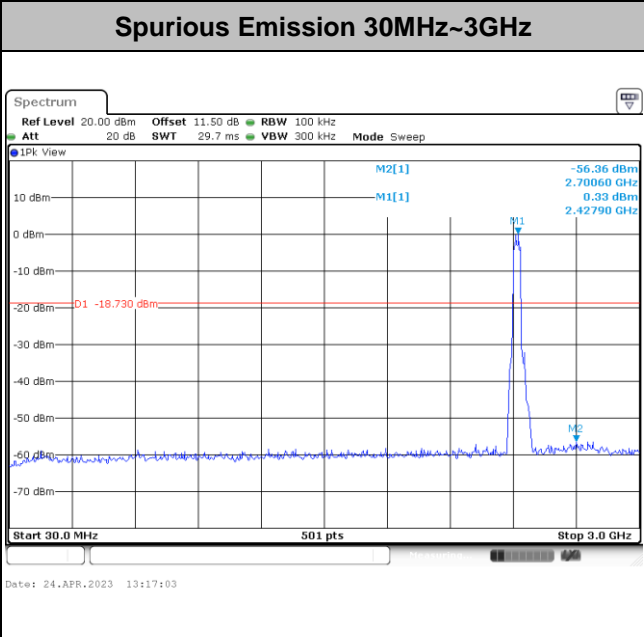
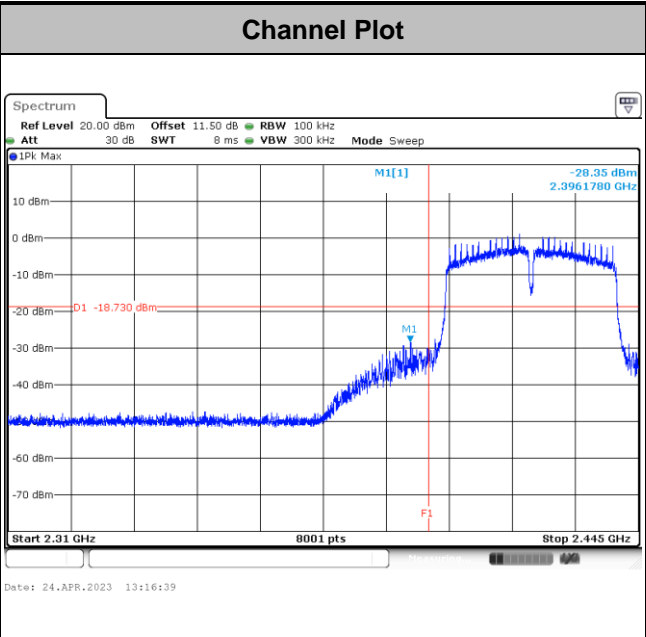
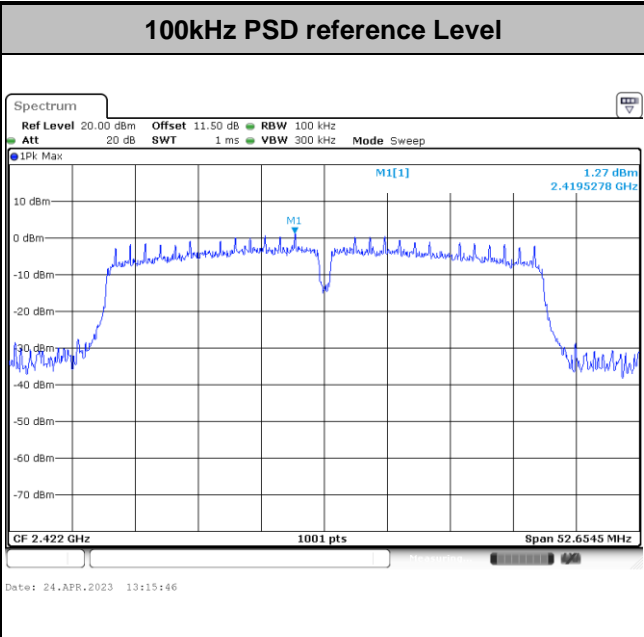


Test Mode :	802.11n HT20	Test Channel :	11
-------------	--------------	----------------	----



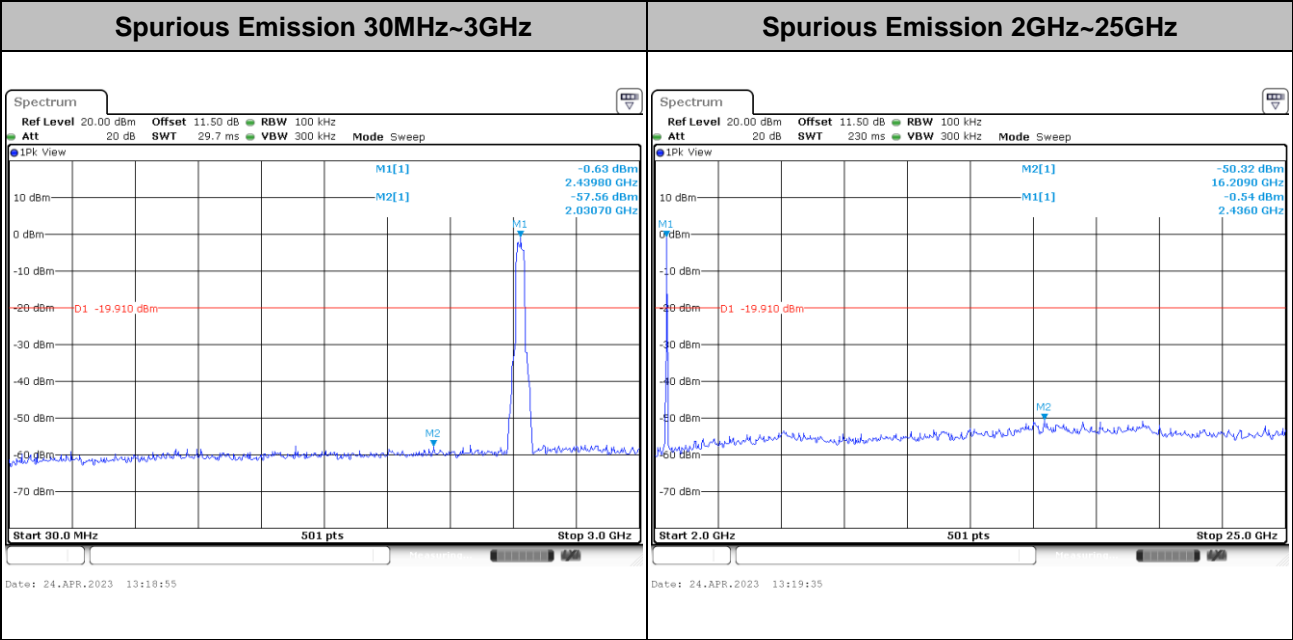
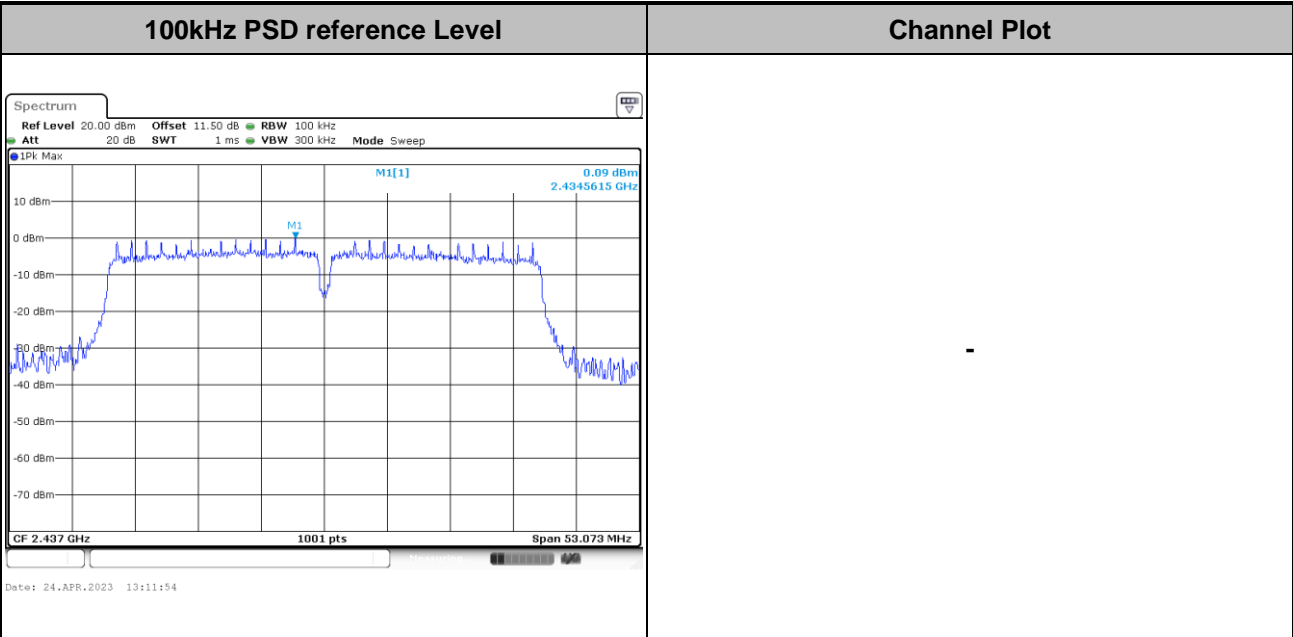


Test Mode : 802.11n HT40 Test Channel : 03



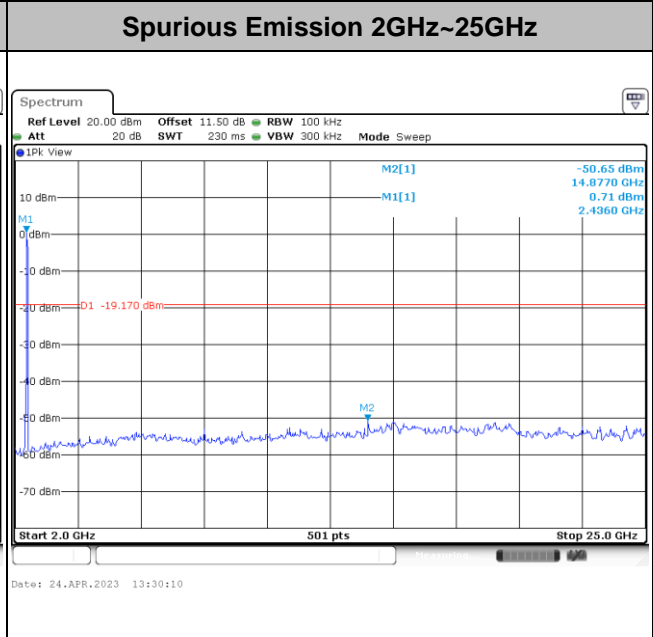
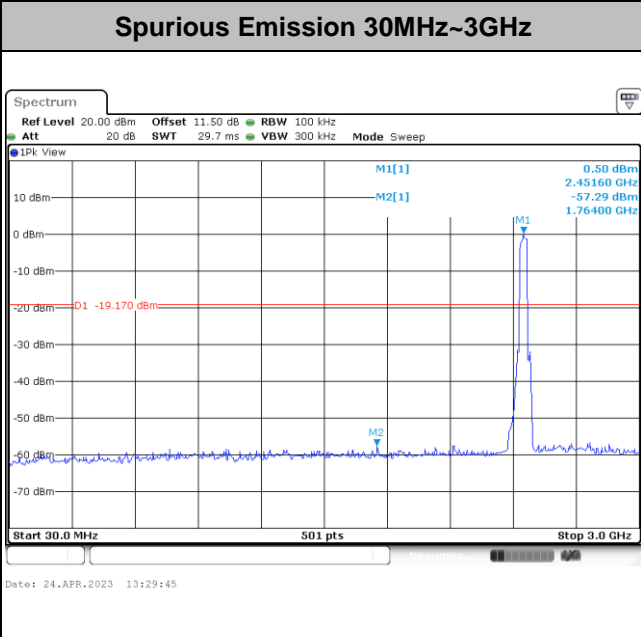
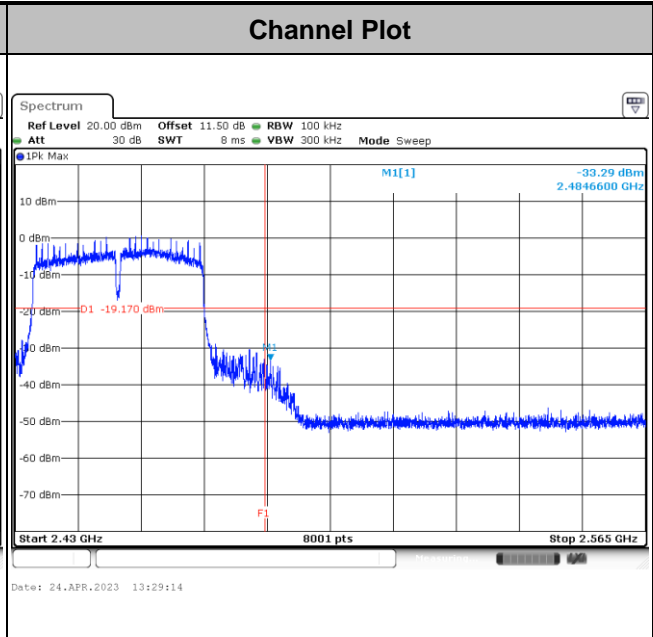
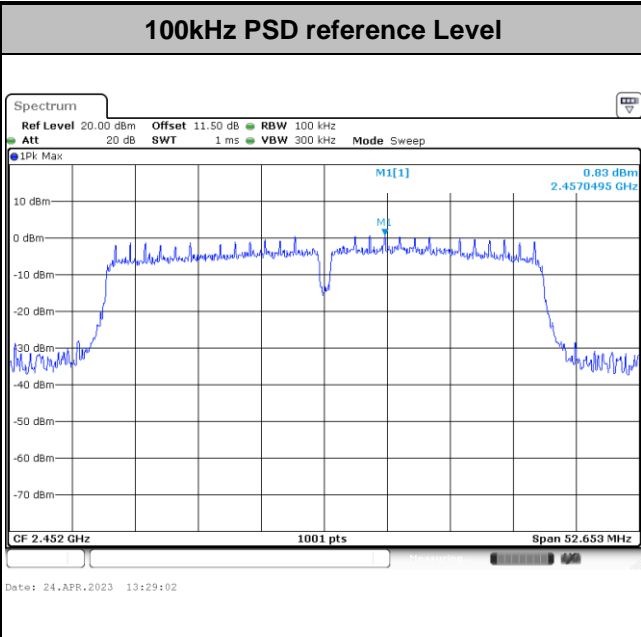


Test Mode :	802.11n HT40	Test Channel :	06
-------------	--------------	----------------	----





Test Mode : 802.11n HT40 Test Channel : 09





3.5 Radiated Band Edges and Spurious Emission Measurement

3.5.1 Limit of Radiated band edge and Spurious Emission Measurement

In any 100 kHz bandwidth outside the intentional radiator frequency band, all harmonics/spurious must be at least 20 dB below the highest emission level within the authorized band. If the output power of this device was measured by spectrum analyzer, the attenuation under this paragraph shall be 30 dB instead of 20 dB. In addition, radiated emissions which fall in the restricted bands must also comply with the limits as below.

Frequency (MHz)	Field Strength (microvolts/meter)	Measurement Distance (meters)
0.009 – 0.490	2400/F(kHz)	300
0.490 – 1.705	24000/F(kHz)	30
1.705 – 30.0	30	30
30 – 88	100	3
88 – 216	150	3
216 - 960	200	3
Above 960	500	3

3.5.2 Measuring Instruments

The measuring equipment is listed in the section 4 of this test report.

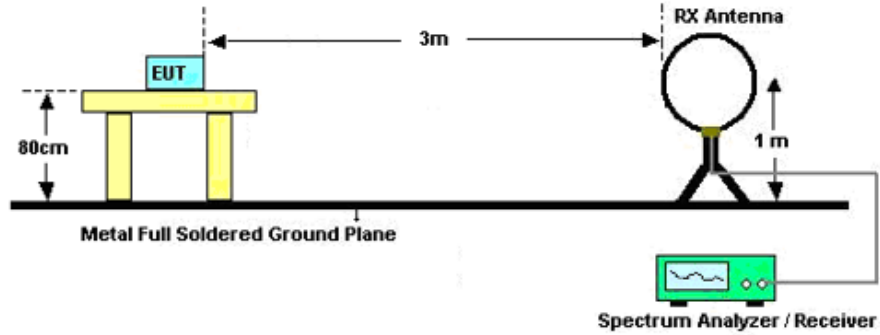


3.5.3 Test Procedures

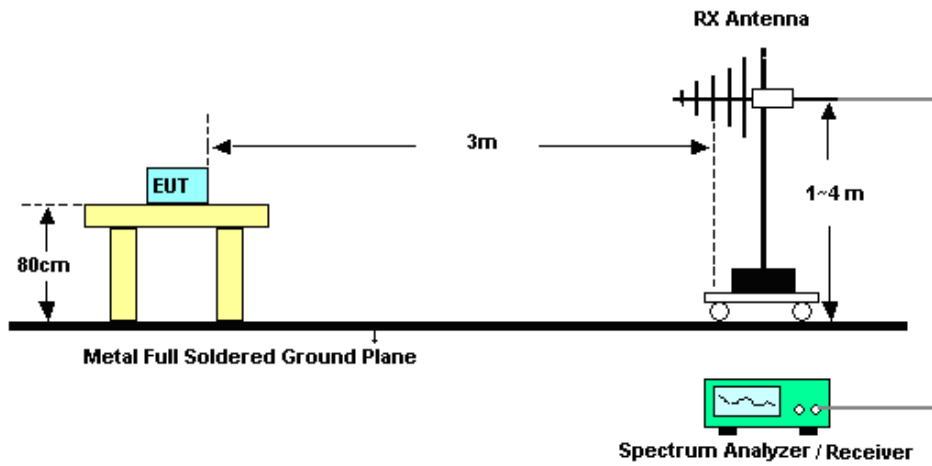
1. The testing follows ANSI C63.10-2013 clause 11.11 & 11.12
2. The EUT was arranged to its worst case and then tune the antenna tower (from 1 m to 4 m) and turntable (from 0 degree to 360 degrees) to find the maximum reading. A pre-amp and a high pass filter are used for the test in order to get better signal level.
3. The EUT was placed on a turntable with 0.8 meter for frequency below 1GHz and 1.5 meter for frequency above 1GHz respectively above ground.
4. The EUT was set 3 meters from the interference receiving antenna, which was mounted on the top of a variable height antenna tower.
5. Corrected Reading: Antenna Factor + Cable Loss + Read Level - Preamp Factor = Level
6. For testing below 1GHz, if the emission level of the EUT in peak mode was 3 dB lower than the limit specified, then peak values of EUT will be reported, otherwise, the emissions will be repeated one by one using the CISPR quasi-peak method and reported.
7. For testing above 1GHz, the emission level of the EUT in peak mode was 20dB lower than peak limit (that means the emission level in average mode also complies with the limit in average mode), then peak values of EUT will be reported, otherwise, the emissions will be measured in average mode again and reported.
8. Use the following spectrum analyzer settings:
 - (1) Span shall wide enough to fully capture the emission being measured;
 - (2) Set RBW=100 kHz for $f < 1$ GHz; VBW \geq RBW; Sweep = auto; Detector function = peak; Trace = max hold;
 - (3) Set RBW = 1 MHz, VBW= 3MHz for $f \geq 1$ GHz for peak measurement.
For average measurement:
 - VBW = 10 Hz, when duty cycle is no less than 98 percent.
 - VBW $\geq 1/T$, when duty cycle is less than 98 percent where T is the minimum transmission duration over which the transmitter is on and is transmitting at its maximum power control level for the tested mode of operation.

3.5.4 Test Setup

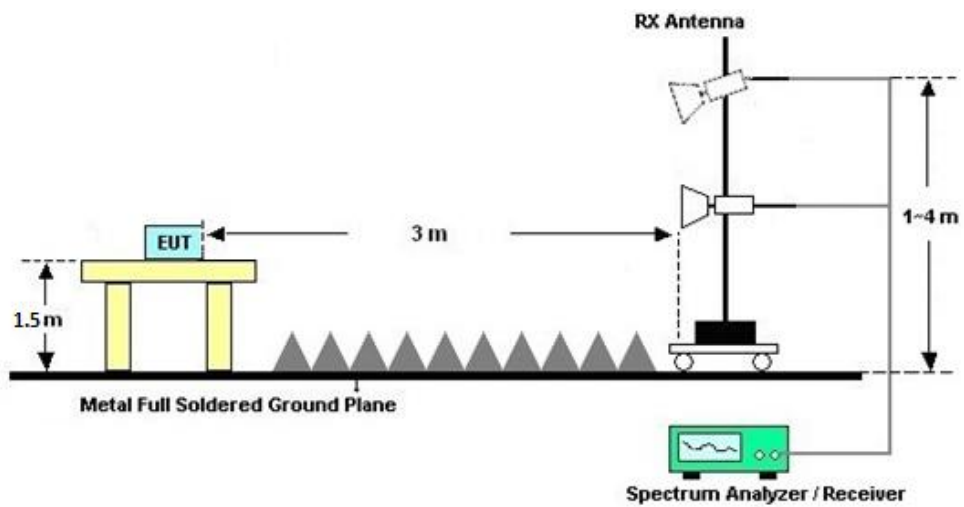
For radiated emissions below 30MHz



For radiated emissions from 30MHz to 1GHz



For radiated emissions above 1GHz





3.5.5 Test Results of Radiated Spurious Emissions (9kHz ~ 30MHz)

The low frequency, which started from 9 kHz to 30MHz, was pre-scanned and the result which was 20dB lower than the limit line was not reported.

There is a comparison data of both open-field test site and semi-Anechoic chamber, and the result came out very similar.

3.5.6 Test Result of Radiated Spurious at Band Edges

Please refer to Appendix C

3.5.7 Duty Cycle

Please refer to Appendix D

3.5.8 Test Result of Radiated Spurious Emission (30MHz ~ 10th Harmonic or 40GHz, whichever is lower)

Please refer to Appendix C



3.6 AC Conducted Emission Measurement

3.6.1 Limit of AC Conducted Emission

For equipment that is designed to be connected to the public utility (AC) power line, the radio frequency voltage that is conducted back onto the AC power line on any frequency or frequencies within the band 150 kHz to 30 MHz shall not exceed the limits in the following table.

Frequency of Emission (MHz)	Conducted Limit (dBµV)	
	Quasi-Peak	Average
0.15-0.5	66 to 56*	56 to 46*
0.5-5	56	46
5-30	60	50

*Decreases with the logarithm of the frequency.

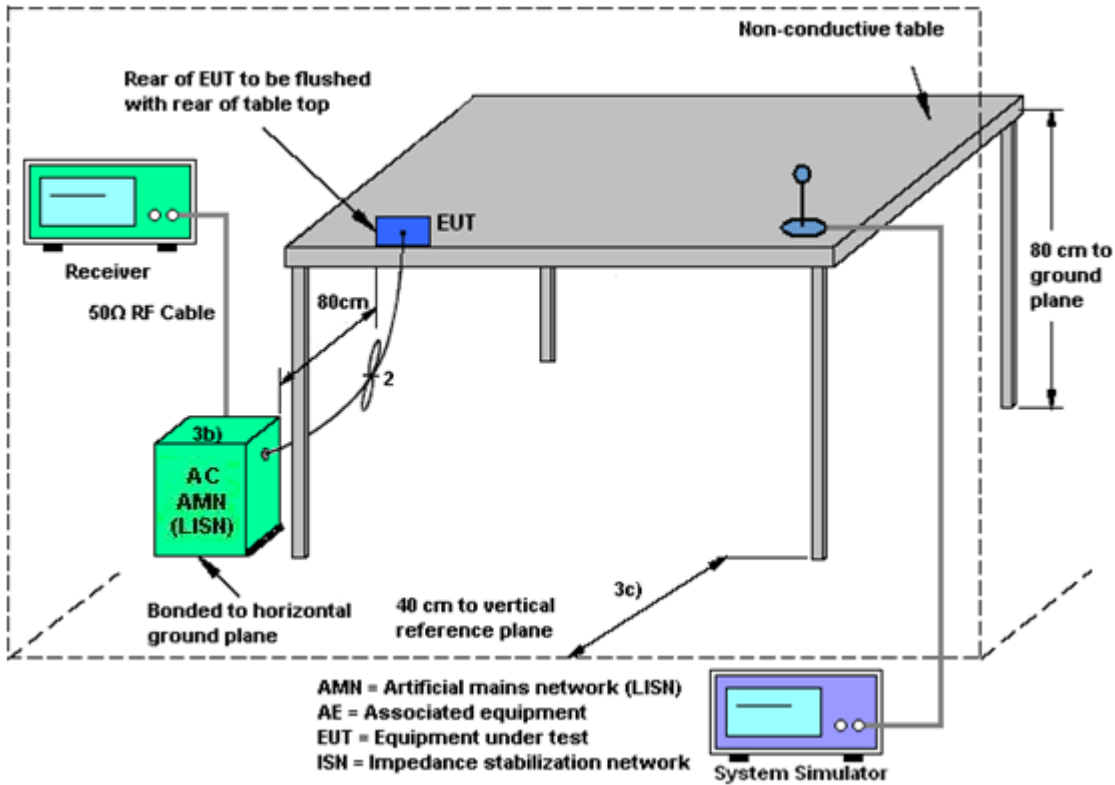
3.6.2 Measuring Instruments

The measuring equipment is listed in the section 4 of this test report.

3.6.3 Test Procedures

1. The EUT was placed 0.4 meter from the conducting wall of the shielding room, and it was kept at least 80 centimeters from any other grounded conducting surface.
2. Connect EUT to the power mains through a line impedance stabilization network (LISN).
3. All the support units are connecting to the other LISN.
4. The LISN provides 50 ohm coupling impedance for the measuring instrument.
5. The FCC states that a 50 ohm, 50 microhenry LISN should be used.
6. Both sides of AC line were checked for maximum conducted interference.
7. The frequency range from 150 kHz to 30 MHz was searched.
8. Set the test-receiver system to Peak Detect Function and specified bandwidth (IF bandwidth = 9kHz) with Maximum Hold Mode.

3.6.4 Test Setup



3.6.5 Test Result of AC Conducted Emission

Please refer to Appendix B.



3.7 Antenna Requirements

3.7.1 Standard Applicable

If directional gain of transmitting Antennas is greater than 6dBi, the power shall be reduced by the same level in dB comparing to gain minus 6dBi. The use of a permanently attached Antenna or of an Antenna that uses a unique coupling to the intentional radiator shall be considered sufficient to comply with the rule.

3.7.2 Antenna Anti-Replacement Construction

An embedded-in antenna design is used.

3.7.3 Antenna Gain

The antenna peak gain of EUT is less than 6 dBi. Therefore, it is not necessary to reduce maximum peak output power limit.

FCC KDB 662911 D01 Multiple Transmitter Output v02r01



4 List of Measuring Equipment

Instrument	Manufacturer	Model No.	Serial No.	Characteristics	Calibration Date	Test Date	Due Date	Remark
Spectrum Analyzer	R&S	FSV40	101078	10Hz~40GHz	Apr. 06, 2023	Apr. 23, 2023 ~Apr. 24, 2023	Apr. 05, 2024	Conducted (TH01-SZ)
Pulse Power Sensor	Anritsu	MA2411B	1339473	30MHz~40GHz	Dec. 27, 2022	Apr. 23, 2023 ~Apr. 24, 2023	Dec. 26, 2023	Conducted (TH01-SZ)
Power Meter	Anritsu	ML2495A	1542004	50MHz Bandwidth	Dec. 27, 2022	Apr. 23, 2023 ~Apr. 24, 2023	Dec. 26, 2023	Conducted (TH01-SZ)
EMI Test Receiver&SA	Agilent	N9038A	MY52260185	20Hz~26.5GHz	Dec. 26, 2022	Apr. 23, 2023 ~Jun. 29, 2023	Dec. 25, 2023	Radiation (03CH01-SZ)
EXA Spectrum Analyzer	KEYSIGHT	N9010A	MY55150213	10Hz~44GHz	Jul. 07, 2022	Apr. 23, 2023 ~Jun. 29, 2023	Jul. 06, 2023	Radiation (03CH01-SZ)
Loop Antenna	R&S	HFH2-Z2	100354	9kHz~30MHz	Jul. 28, 2022	Apr. 23, 2023 ~Jun. 29, 2023	Jun. 27, 2024	Radiation (03CH01-SZ)
Bilog Antenna	TeseQ	CBL6112D	35407	30MHz-2GHz	Sep. 28, 2021	Apr. 23, 2023 ~Jun. 29, 2023	Sep. 27, 2023	Radiation (03CH01-SZ)
Double Ridge Horn Antenna	ETS-Lindgren	3117	00119436	1GHz~18GHz	Jul. 07, 2022	Apr. 23, 2023 ~Jun. 29, 2023	Jul. 06, 2023	Radiation (03CH01-SZ)
SHF-EHF Horn	com-power	AH-840	101071	18Ghz-40GHz	Apr. 08, 2023	Apr. 23, 2023 ~Jun. 29, 2023	Apr. 07, 2024	Radiation (03CH01-SZ)
LF Amplifier	Burgeon	BPA-530	102209	0.01~3000Mhz	Apr. 04, 2023	Apr. 23, 2023 ~Jun. 29, 2023	Apr. 03, 2024	Radiation (03CH01-SZ)
HF Amplifier	MITEQ	AMF-7D-0010 1800-30-10P-R	1943528	1GHz~18GHz	Oct. 19, 2022	Apr. 23, 2023 ~Jun. 29, 2023	Oct. 18, 2023	Radiation (03CH01-SZ)
HF Amplifier	KEYSIGHT	83017A	MY53270105	0.5GHz~26.5GHz	Oct. 19, 2022	Apr. 23, 2023 ~Jun. 29, 2023	Oct. 18, 2023	Radiation (03CH01-SZ)
HF Amplifier	MITEQ	TTA1840-35-HG	1871923	18GHz~40GHz	Jul. 06, 2022	Apr. 23, 2023 ~Jun. 29, 2023	Jul. 05, 2023	Radiation (03CH01-SZ)
AC Power Source	Chroma	61601	616010001985	N/A	Nov. 10, 2022	Apr. 23, 2023 ~Jun. 29, 2023	Nov. 09, 2023	Radiation (03CH01-SZ)
Turn Table	EM	EM1000	N/A	0~360 degree	NCR	Apr. 23, 2023 ~Jun. 29, 2023	NCR	Radiation (03CH01-SZ)
Antenna Mast	EM	EM1000	N/A	1 m~4 m	NCR	Apr. 23, 2023 ~Jun. 29, 2023	NCR	Radiation (03CH01-SZ)
EMI Receiver	R&S	ESR7	101630	9kHz~7GHz;	Jul. 07, 2022	May. 12, 2023 ~Jun. 30, 2023	Jul. 06, 2023	Conduction (CO01-SZ)
AC LISN	R&S	ENV216	100063	9kHz~30MHz	Sep. 15, 2022	May. 12, 2023 ~Jun. 30, 2023	Sep. 14, 2023	Conduction (CO01-SZ)
AC LISN (for auxiliary equipment)	EMCO	3816/2SH	00103892	9kHz~30MHz	Oct. 17, 2022	May. 12, 2023 ~Jun. 30, 2023	Oct. 16, 2023	Conduction (CO01-SZ)
AC Power Source	Chroma	61602	616020000891	100Vac~250Vac	Jul. 07, 2022	May. 12, 2023 ~Jun. 30, 2023	Jul. 06, 2023	Conduction (CO01-SZ)

NCR: No Calibration Required



5 Measurement Uncertainty

The measurement uncertainties shown below were calculated in accordance with the requirements of ANSI 63.10-2013. All the measurement uncertainty value were shown with a coverage K=2 to indicate 95% level of confidence. The measurement data show herein meets or exceeds the CISPR measurement uncertainty values specified in CISPR 16-4-2 and can be compared directly to specified limit to determine compliance.

Uncertainty of Conducted Emission Measurement (150kHz ~ 30MHz)

Measuring Uncertainty for a Level of Confidence of 95% (U = 2Uc(y))	2.7dB
---	-------

Uncertainty of Radiated Emission Measurement (30 MHz ~ 1000 MHz)

Measuring Uncertainty for a Level of Confidence of 95% (U = 2Uc(y))	4.2dB
---	-------

Uncertainty of Radiated Emission Measurement (1000 MHz ~ 18000 MHz)

Measuring Uncertainty for a Level of Confidence of 95% (U = 2Uc(y))	5.0dB
---	-------

Uncertainty of Radiated Emission Measurement (18000 MHz ~ 40000 MHz)

Measuring Uncertainty for a Level of Confidence of 95% (U = 2Uc(y))	4.3dB
---	-------

----- THE END -----



Appendix A. Conducted Test Results

Appendix A. Test Result of Conducted Test Items

Test Engineer:	Chen Ran	Temperature:	21~25	°C
Test Date:	2023/4/23~2023/4/24	Relative Humidity:	51~54	%

TEST RESULTS DATA
6dB and 99% Occupied Bandwidth

2.4GHz Band								
Mod.	Data Rate	NTX	CH.	Freq. (MHz)	99% Occupied BW (MHz)	6dB BW (MHz)	6dB BW Limit (MHz)	Pass/Fail
					Ant 1	Ant 1		
11b	1Mbps	1	1	2412	12.54	9.08	0.50	Pass
11b	1Mbps	1	6	2437	12.59	9.58	0.50	Pass
11b	1Mbps	1	11	2462	12.59	9.54	0.50	Pass
11g	6Mbps	1	1	2412	17.33	15.11	0.50	Pass
11g	6Mbps	1	6	2437	17.18	15.07	0.50	Pass
11g	6Mbps	1	11	2462	17.03	15.13	0.50	Pass
HT20	MCS0	1	1	2412	17.98	16.09	0.50	Pass
HT20	MCS0	1	6	2437	17.83	16.09	0.50	Pass
HT20	MCS0	1	11	2462	17.78	15.15	0.50	Pass
HT40	MCS0	1	3	2422	36.06	35.10	0.50	Pass
HT40	MCS0	1	6	2437	36.46	35.38	0.50	Pass
HT40	MCS0	1	9	2452	36.26	35.10	0.50	Pass

TEST RESULTS DATA
Peak Output Power

2.4GHz Band										
Mod.	Data Rate	NTX	CH.	Freq. (MHz)	Peak Conducted Power (dBm)	Conducted Power Limit (dBm)	DG (dBi)	EIRP Power (dBm)	EIRP Power Limit (dBm)	Pass /Fail
					Ant 1	Ant 1	Ant 1	Ant 1	Ant 1	
11b	1Mbps	1	1	2412	22.11	30.00	1.56	23.67	36.00	Pass
11b	1Mbps	1	6	2437	22.88	30.00	1.56	24.44	36.00	Pass
11b	1Mbps	1	11	2462	22.61	30.00	1.56	24.17	36.00	Pass
11g	6Mbps	1	1	2412	21.44	30.00	1.56	23.00	36.00	Pass
11g	6Mbps	1	2	2417	23.85	30.00	1.56	25.41	36.00	Pass
11g	6Mbps	1	6	2437	24.79	30.00	1.56	26.35	36.00	Pass
11g	6Mbps	1	11	2462	21.85	30.00	1.56	23.41	36.00	Pass
HT20	MCS0	1	1	2412	21.72	30.00	1.56	23.28	36.00	Pass
HT20	MCS0	1	2	2417	23.55	30.00	1.56	25.11	36.00	Pass
HT20	MCS0	1	6	2437	24.20	30.00	1.56	25.76	36.00	Pass
HT20	MCS0	1	10	2457	23.96	30.00	1.56	25.52	36.00	Pass
HT20	MCS0	1	11	2462	21.62	30.00	1.56	23.18	36.00	Pass
HT40	MCS0	1	3	2422	21.47	30.00	1.56	23.03	36.00	Pass
HT40	MCS0	1	6	2437	22.06	30.00	1.56	23.62	36.00	Pass
HT40	MCS0	1	9	2452	21.73	30.00	1.56	23.29	36.00	Pass

Note: Measured power (dBm) has offset with cable loss.

TEST RESULTS DATA
Average Output Power
(Report Only)

2.4GHz Band						
Mod.	Data Rate	NTX	CH.	Freq. (MHz)	Duty Factor (dB)	Average Conducted Power (dBm)
					Ant 1	Ant 1
11b	1Mbps	1	1	2412	0.00	20.10
11b	1Mbps	1	6	2437	0.00	20.80
11b	1Mbps	1	11	2462	0.00	20.60
11g	6Mbps	1	1	2412	0.11	15.30
11g	6Mbps	1	2	2417	0.11	17.90
11g	6Mbps	1	6	2437	0.11	18.40
11g	6Mbps	1	11	2462	0.11	15.50
HT20	MCS0	1	1	2412	0.11	14.20
HT20	MCS0	1	2	2417	0.11	17.10
HT20	MCS0	1	6	2437	0.11	17.60
HT20	MCS0	1	10	2457	0.11	17.20
HT20	MCS0	1	11	2462	0.11	14.00
HT40	MCS0	1	3	2422	0.23	11.50
HT40	MCS0	1	6	2437	0.23	13.50
HT40	MCS0	1	9	2452	0.23	11.60

Note: Measured power (dBm) has offset with cable loss.

TEST RESULTS DATA
Peak Power Spectral Density

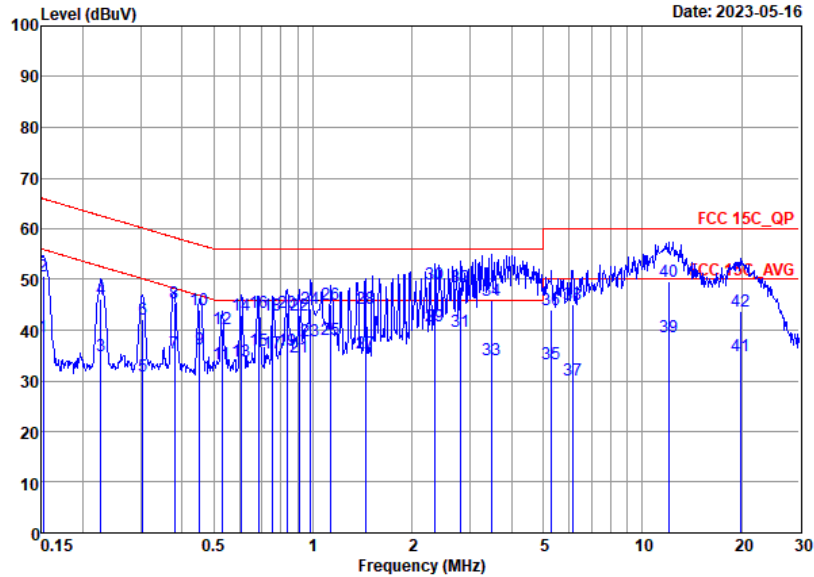
2.4GHz Band								
Mod.	Data Rate	NTX	CH.	Freq. (MHz)	Peak PSD (dBm/3kHz)	DG (dBi)	Peak PSD Limit (dBm/3kHz)	Pass/Fail
					Ant 1	Ant 1	Ant 1	
11b	1Mbps	1	1	2412	-5.28	1.56	8.00	Pass
11b	1Mbps	1	6	2437	-5.61	1.56	8.00	Pass
11b	1Mbps	1	11	2462	-5.55	1.56	8.00	Pass
11g	6Mbps	1	1	2412	-6.51	1.56	8.00	Pass
11g	6Mbps	1	6	2437	-7.45	1.56	8.00	Pass
11g	6Mbps	1	11	2462	-5.62	1.56	8.00	Pass
HT20	MCS0	1	1	2412	-8.95	1.56	8.00	Pass
HT20	MCS0	1	6	2437	-8.39	1.56	8.00	Pass
HT20	MCS0	1	11	2462	-8.46	1.56	8.00	Pass
HT40	MCS0	1	3	2422	-13.60	1.56	8.00	Pass
HT40	MCS0	1	6	2437	-14.70	1.56	8.00	Pass
HT40	MCS0	1	9	2452	-14.37	1.56	8.00	Pass

Measured power density (dBm) has offset with cable loss.



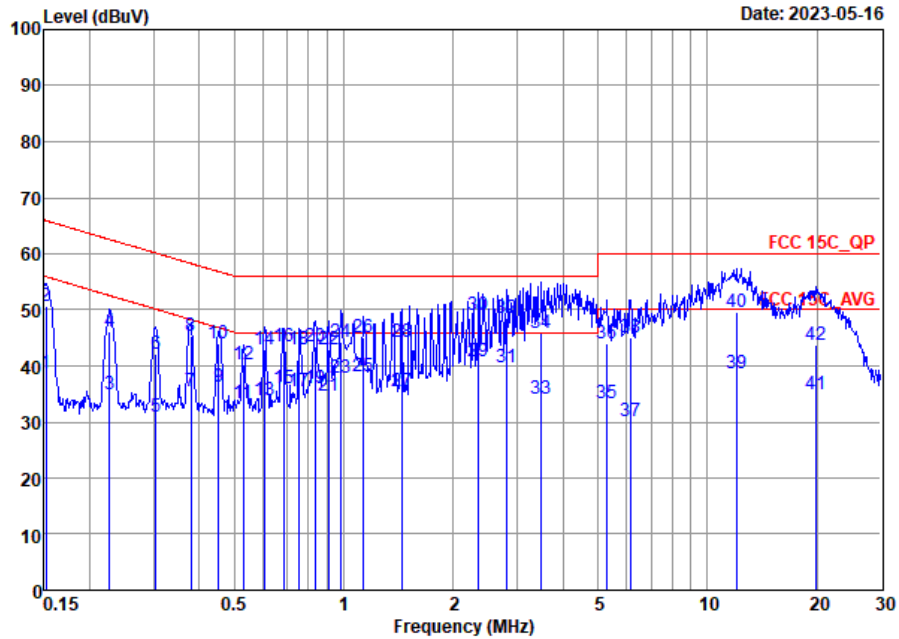
Appendix B. AC Conducted Emission Test Results

Test Engineer :	Lily Qiu	Temperature :	22~24°C
		Relative Humidity :	44~50%
Test Voltage :	120Vac / 60Hz	Phase :	Line
Remark :	All emissions not reported here are more than 10 dB below the prescribed limit.		



Site : CO01-SZ
 Condition: FCC 15C_QP LISN_20230420_L LINE
 Project : 340708
 Mode : Mode 1
 IMEI : 358957940006314

	Freq	Level	Over	Limit	Read	LISN	Cable	
	MHz	dBuV	Limit	Line	Level	Factor	Loss	Remark
			dB	dBuV	dBuV	dB	dB	
1	0.15	38.60	-17.31	55.91	18.00	10.47	10.13	Average
2	0.15	50.70	-15.21	65.91	30.10	10.47	10.13	QP
3	0.23	34.84	-17.73	52.57	14.30	10.39	10.15	Average
4	0.23	46.14	-16.43	62.57	25.60	10.39	10.15	QP
5	0.30	30.92	-19.23	50.15	10.41	10.36	10.15	Average
6	0.30	42.02	-18.13	60.15	21.51	10.36	10.15	QP
7	0.38	35.35	-12.95	48.30	14.90	10.29	10.16	Average
8	0.38	45.45	-12.85	58.30	25.00	10.29	10.16	QP
9	0.45	36.23	-10.62	46.85	15.80	10.27	10.16	Average
10	0.45	43.93	-12.92	56.85	23.50	10.27	10.16	QP
11	0.53	33.32	-12.68	46.00	12.90	10.26	10.16	Average
12	0.53	40.22	-15.78	56.00	19.80	10.26	10.16	QP
13	0.61	33.83	-12.17	46.00	13.40	10.27	10.16	Average
14	0.61	43.03	-12.97	56.00	22.60	10.27	10.16	QP
15	0.68	35.91	-10.09	46.00	15.50	10.25	10.16	Average
16	0.68	43.41	-12.59	56.00	23.00	10.25	10.16	QP
17	0.75	35.41	-10.59	46.00	15.00	10.25	10.16	Average
18	0.75	42.81	-13.19	56.00	22.40	10.25	10.16	QP
19	0.83	36.00	-10.00	46.00	15.60	10.24	10.16	Average
20	0.83	43.50	-12.50	56.00	23.10	10.24	10.16	QP
21	0.91	34.59	-11.41	46.00	14.20	10.23	10.16	Average
22	0.91	42.99	-13.01	56.00	22.60	10.23	10.16	QP
23	0.98	37.80	-8.20	46.00	17.40	10.24	10.16	Average

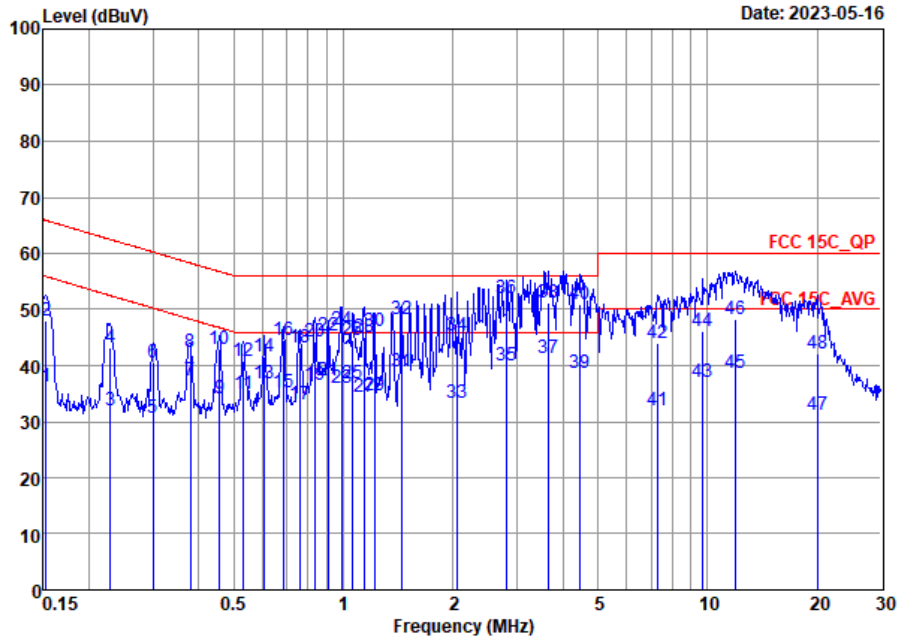


Site : CO01-SZ
 Condition: FCC 15C_QP LISN_20230420_L LINE
 Project : 340708
 Mode : Mode 1
 IMEI : 358957940006314

	Freq	Level	Over	Limit	Read	LISN	Cable	Remark
	MHz	dBuV	Limit	Line	Level	Factor	Loss	
			dB	dBuV	dBuV	dB	dB	
24	0.98	44.30	-11.70	56.00	23.90	10.24	10.16	QP
25	1.14	38.11	-7.89	46.00	17.71	10.23	10.17	Average
26	1.14	45.01	-10.99	56.00	24.61	10.23	10.17	QP
27	1.44	35.39	-10.61	46.00	15.00	10.19	10.20	Average
28	1.44	44.19	-11.81	56.00	23.80	10.19	10.20	QP
29 *	2.35	40.74	-5.26	46.00	20.40	10.09	10.25	Average
30	2.35	48.94	-7.06	56.00	28.60	10.09	10.25	QP
31	2.79	39.75	-6.25	46.00	19.41	10.07	10.27	Average
32	2.79	48.45	-7.55	56.00	28.11	10.07	10.27	QP
33	3.49	34.18	-11.82	46.00	13.81	10.07	10.30	Average
34	3.49	45.78	-10.22	56.00	25.41	10.07	10.30	QP
35	5.30	33.40	-16.60	50.00	13.00	10.05	10.35	Average
36	5.30	43.90	-16.10	60.00	23.50	10.05	10.35	QP
37	6.15	30.10	-19.90	50.00	9.70	10.04	10.36	Average
38	6.15	45.00	-15.00	60.00	24.60	10.04	10.36	QP
39	12.00	38.70	-11.30	50.00	18.40	9.87	10.43	Average
40	12.00	49.70	-10.30	60.00	29.40	9.87	10.43	QP
41	19.95	34.97	-15.03	50.00	14.50	9.91	10.56	Average
42	19.95	43.67	-16.33	60.00	23.20	9.91	10.56	QP

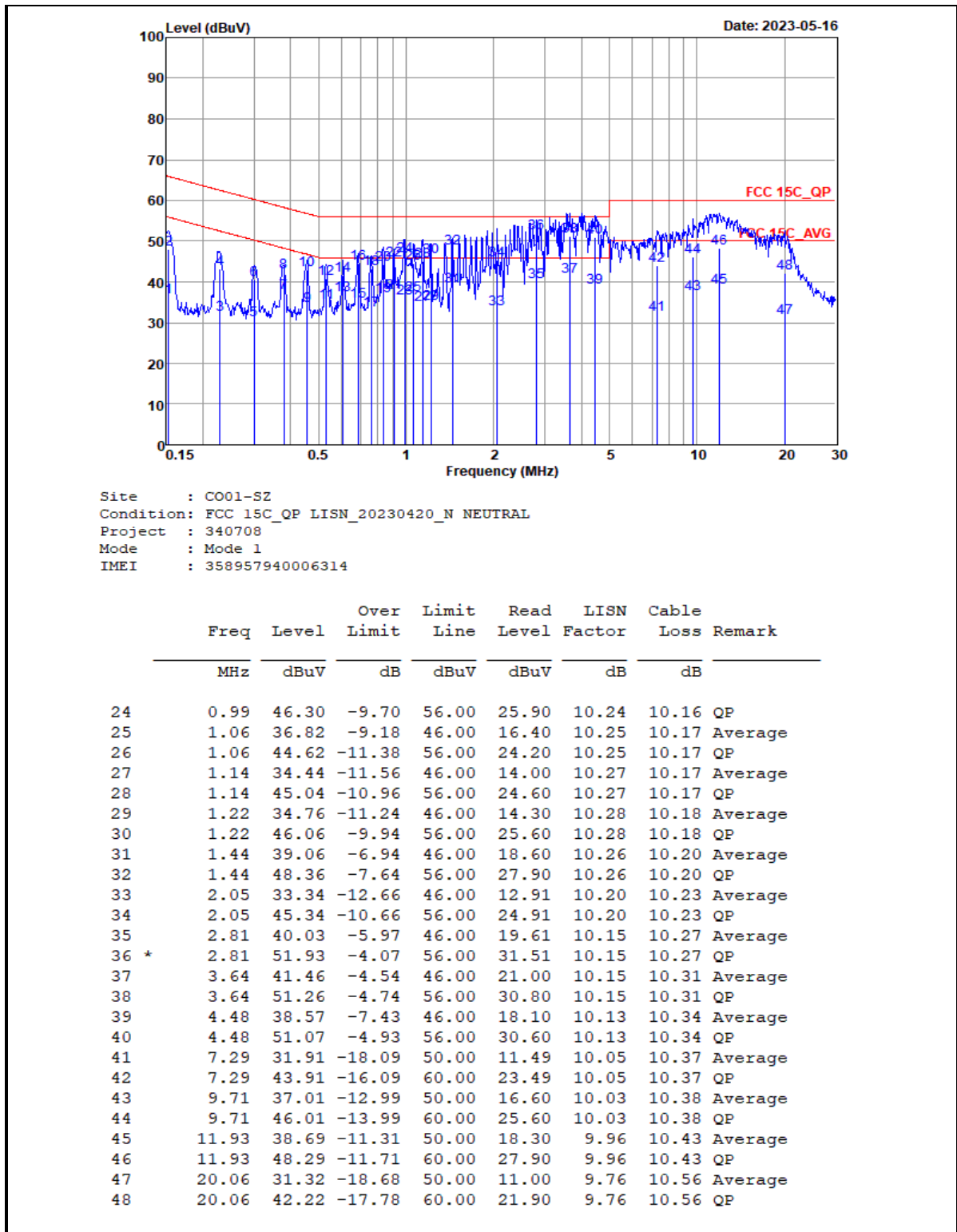


Test Engineer :	Lily Qiu	Temperature :	22~24°C
		Relative Humidity :	44~50%
Test Voltage :	120Vac / 60Hz	Phase :	Neutral
Remark :	All emissions not reported here are more than 10 dB below the prescribed limit.		



Site : CO01-SZ
 Condition: FCC 15C_QP LISN_20230420_N NEUTRAL
 Project : 340708
 Mode : Mode 1
 IMEI : 358957940006314

	Freq	Level	Over Limit	Limit Line	Read Level	LISN Factor	Cable Loss	Remark
	MHz	dBuV	dB	dBuV	dBuV	dB	dB	
1	0.15	36.19	-19.68	55.87	15.60	10.46	10.13	Average
2	0.15	47.99	-17.88	65.87	27.40	10.46	10.13	QP
3	0.23	32.08	-20.40	52.48	11.60	10.33	10.15	Average
4	0.23	43.08	-19.40	62.48	22.60	10.33	10.15	QP
5	0.30	30.56	-19.68	50.24	10.10	10.31	10.15	Average
6	0.30	40.46	-19.78	60.24	20.00	10.31	10.15	QP
7	0.38	37.21	-11.09	48.30	16.80	10.25	10.16	Average
8	0.38	42.41	-15.89	58.30	22.00	10.25	10.16	QP
9	0.46	34.09	-12.67	46.76	13.70	10.23	10.16	Average
10	0.46	42.99	-13.77	56.76	22.60	10.23	10.16	QP
11	0.53	34.98	-11.02	46.00	14.60	10.22	10.16	Average
12	0.53	40.88	-15.12	56.00	20.50	10.22	10.16	QP
13	0.61	36.89	-9.11	46.00	16.50	10.23	10.16	Average
14	0.61	41.49	-14.51	56.00	21.10	10.23	10.16	QP
15	0.68	35.13	-10.87	46.00	14.70	10.27	10.16	Average
16	0.68	44.63	-11.37	56.00	24.20	10.27	10.16	QP
17	0.76	33.11	-12.89	46.00	12.70	10.25	10.16	Average
18	0.76	43.31	-12.69	56.00	22.90	10.25	10.16	QP
19	0.83	36.59	-9.41	46.00	16.20	10.23	10.16	Average
20	0.83	44.39	-11.61	56.00	24.00	10.23	10.16	QP
21	0.91	37.28	-8.72	46.00	16.90	10.22	10.16	Average
22	0.91	45.38	-10.62	56.00	25.00	10.22	10.16	QP
23	0.99	36.10	-9.90	46.00	15.70	10.24	10.16	Average



Note:

1. Level(dBμV) = Read Level(dBμV) + LISN Factor(dB) + Cable Loss(dB)
2. Over Limit(dB) = Level(dBμV) – Limit Line(dBμV)



Appendix C. Radiated Spurious Emission Test Data

Test Engineer :	Zhaohui Liang	Relative Humidity :	50%
		Temperature :	20~22°C

Radiated Spurious Emission Test Modes

Mode	Band (MHz)	Modulation	Channel	Frequency	Data Rate	Remark
Mode 9	2400-2483.5	802.11b	01	2412	1Mbps	-
Mode 10	2400-2483.5	802.11b	06	2437	1Mbps	-
Mode 11	2400-2483.5	802.11b	11	2462	1Mbps	-
Mode 12	2400-2483.5	802.11g	01	2412	6Mbps	-
Mode 13	2400-2483.5	802.11g	06	2437	6Mbps	-
Mode 14	2400-2483.5	802.11g	11	2462	6Mbps	-
Mode 15	2400-2483.5	802.11n HT20	01	2412	MCS0	-
Mode 16	2400-2483.5	802.11n HT20	06	2437	MCS0	-
Mode 17	2400-2483.5	802.11n HT20	11	2462	MCS0	-
Mode 18	2400-2483.5	802.11n HT40	03	2422	MCS0	-
Mode 19	2400-2483.5	802.11n HT40	06	2437	MCS0	-
Mode 20	2400-2483.5	802.11n HT40	09	2452	MCS0	-
Mode 21	2400-2483.5	802.11g	11	2462	6Mbps	LF
Mode 22	2400-2483.5	802.11g	02	2417	6Mbps	-
Mode 23	2400-2483.5	802.11n HT20	02	2417	MCS0	-
Mode 24	2400-2483.5	802.11n HT20	10	2457	MCS0	-



Summary of each worse mode

Table with 11 columns: Mode, Modulation, Ch., Freq. (MHz), Level (dBuV/m), Limit (dBuV/m), Margin (dB), Pol., Peak Avg., Result, Remark. It contains 48 rows of test data for various modes and frequencies.



Co-location

2.4GHz 2400~2483.5MHz

802.11g CH11 TX+ LTE Band30 (Band Edge @ 3m)

WIFI Ant.	Note	Frequency (MHz)	Level (dBμV/m)	Margin (dB)	Limit Line (dBμV/m)	Read Level (dBμV)	Antenna Factor (dB/m)	Cable Loss (dB)	Preamp Factor (dB)	Ant Pos (cm)	Table Pos (deg)	Peak Avg. (P/A)	Pol. (H/V)
802.11g CH 11 TX & LTE Band30 Co-location	*	2462	105.11	-	-	97.86	32.39	6.48	31.62	100	302	P	H
	*	2462	97.8	-	-	90.55	32.39	6.48	31.62	100	302	A	H
		2483.68	60.59	-13.41	74	53.23	32.39	6.53	31.56	100	302	P	H
		2483.64	47.33	-6.67	54	39.97	32.39	6.53	31.56	100	302	A	H
	*	2462	104.62	-	-	97.37	32.39	6.48	31.62	223	289	P	V
	*	2462	97.03	-	-	89.78	32.39	6.48	31.62	223	289	A	V
		2483.56	62.74	-11.26	74	55.38	32.39	6.53	31.56	223	289	P	V
		2483.52	48	-6	54	40.64	32.39	6.53	31.56	223	289	A	V
Remark	1. No other spurious found. 2. All results are PASS against Peak and Average limit line.												

2.4GHz 2400~2483.5MHz

WIFI 802.11g (Harmonic @ 3m)

WIFI Ant.	Note	Frequency (MHz)	Level (dBμV/m)	Margin (dB)	Limit Line (dBμV/m)	Read Level (dBμV)	Antenna Factor (dB/m)	Cable Loss (dB)	Preamp Factor (dB)	Ant Pos (cm)	Table Pos (deg)	Peak Avg. (P/A)	Pol. (H/V)
1													
802.11g CH 11 TX & LTE Band30 Co-location		4924	43.58	-30.42	74	57.58	34.34	9.56	57.9	-	-	P	H
		7386	44.26	-29.74	74	56.67	35.98	11.32	59.71	-	-	P	H
		4924	43.49	-30.51	74	57.49	34.34	9.56	57.9	-	-	P	V
		7386	45.57	-28.43	74	57.98	35.98	11.32	59.71	-	-	P	V
Remark	1. No other spurious found. 2. All results are PASS against Peak and Average limit line.												



9

Mode

Band Edge

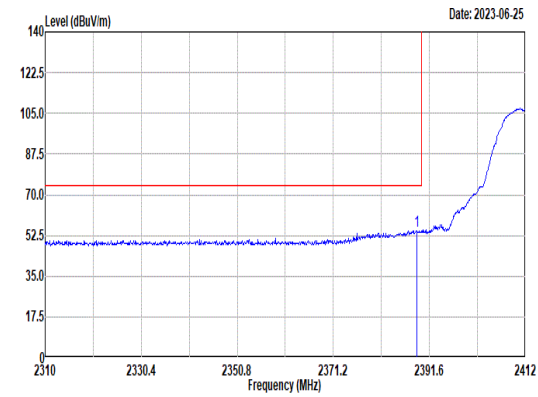
2400-2483.5_802.11b_CH01_2412MHz

Pol.

Horizontal

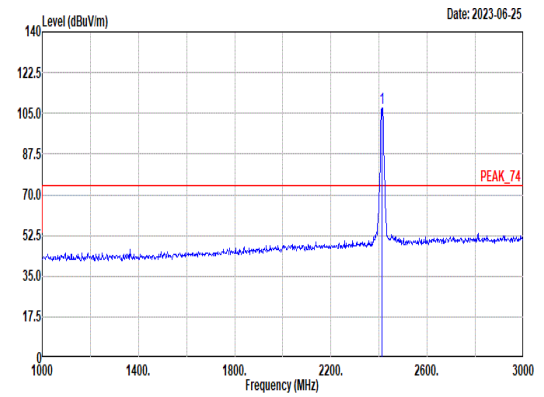
Fundamental

Peak



Site : 03CH01-SZ
 Condition: PEAK_BE_74 3m HF_ANT(3117)_22 HORIZONTAL
 : RBW:1000.000kHz VBW:3000.000kHz
 Mode : 9
 Setting : 1M Power setting 22
 Plane : X with Accessories
 : 358957940009706

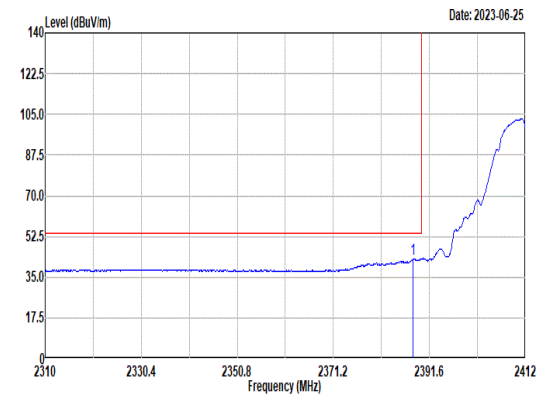
1	MHz	Level	Limit	Line Margin	Read		Ant	Cable Preamp	APos	TPos	Remark
					dBuV/m	dB					
	2388.95	54.55	74.00	-19.45	46.61	32.26	7.76	32.08	350	257	PEAK



Site : 03CH01-SZ
 Condition: PEAK_74 3m HF_ANT(3117)_22 HORIZONTAL
 : RBW:1000.000kHz VBW:3000.000kHz
 Mode : 9
 Setting : 1M Power setting 22
 Plane : X with Accessories
 : 358957940009706

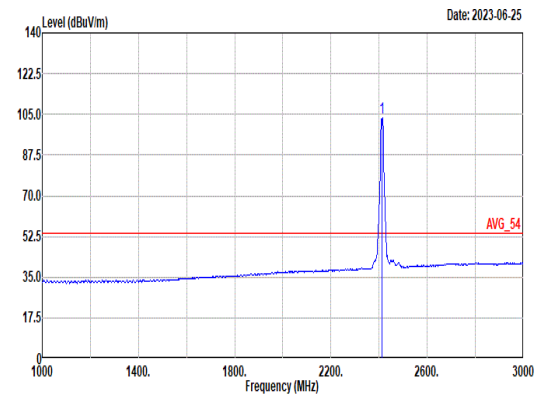
1	MHz	Level	Limit	Line Margin	Read		Ant	Cable Preamp	APos	TPos	Remark
					dBuV/m	dB					
	2412.00	107.38	-----	-----	99.34	32.31	7.81	32.08	350	257	PEAK

Avg



Site : 03CH01-SZ
 Condition: AVG_BE_54 3m HF_ANT(3117)_22 HORIZONTAL
 : RBW:1000.000kHz VBW:0.010kHz
 Mode : 9
 Setting : 1M Power setting 22
 Plane : X with Accessories
 : 358957940009706

1	MHz	Level	Limit	Line Margin	Read		Ant	Cable Preamp	APos	TPos	Remark
					dBuV/m	dB					
	2388.13	42.88	54.00	-11.12	34.95	32.25	7.76	32.08	350	257	AVERAGE



Site : 03CH01-SZ
 Condition: AVG_54 3m HF_ANT(3117)_22 HORIZONTAL
 : RBW:1000.000kHz VBW:0.010kHz
 Mode : 9
 Setting : 1M Power setting 22
 Plane : X with Accessories
 : 358957940009706

1	MHz	Level	Limit	Line Margin	Read		Ant	Cable Preamp	APos	TPos	Remark
					dBuV/m	dB					
	2412.00	103.34	-----	-----	95.30	32.31	7.81	32.08	350	257	AVERAGE



		9																																																																								
Mode		Band Edge																																																																								
		2400-2483.5_802.11b_CH01_2412MHz																																																																								
Pol.	Vertical	Fundamental																																																																								
Peak	<p>Date: 2023-06-25</p> <p>Site : 03CH01-SZ Condition: PEAK_BE_74 3m HF_ANT(3117)_22 VERTICAL : RBW:1000.000kHz VBW:3000.000kHz Mode : 9 Setting : 1M Power setting 22 Plane : X with Accessories : 358957940009706</p> <table border="1"> <thead> <tr> <th>Limit</th> <th>Read</th> <th>Ant</th> <th>Cable Preamp</th> <th>APos</th> <th>TPos</th> <th>Remark</th> </tr> <tr> <th>Freq</th> <th>Level</th> <th>Line Margin</th> <th>Level Factor</th> <th>Loss Factor</th> <th></th> <th></th> </tr> <tr> <th>MHz</th> <th>dBuV/m</th> <th>dBuV/m</th> <th>dB</th> <th>dBuV</th> <th>dB/m</th> <th>dB</th> <th>cm</th> <th>deg</th> <th></th> </tr> </thead> <tbody> <tr> <td>1</td> <td>2387.93</td> <td>55.21</td> <td>74.00</td> <td>-18.79</td> <td>47.29</td> <td>32.25</td> <td>7.75</td> <td>32.08</td> <td>400</td> <td>273</td> <td>PEAK</td> </tr> </tbody> </table>	Limit	Read	Ant	Cable Preamp	APos	TPos	Remark	Freq	Level	Line Margin	Level Factor	Loss Factor			MHz	dBuV/m	dBuV/m	dB	dBuV	dB/m	dB	cm	deg		1	2387.93	55.21	74.00	-18.79	47.29	32.25	7.75	32.08	400	273	PEAK	<p>Date: 2023-06-25</p> <p>Site : 03CH01-SZ Condition: PEAK_74 3m HF_ANT(3117)_22 VERTICAL : RBW:1000.000kHz VBW:3000.000kHz Mode : 9 Setting : 1M Power setting 22 Plane : X with Accessories : 358957940009706</p> <table border="1"> <thead> <tr> <th>Limit</th> <th>Read</th> <th>Ant</th> <th>Cable Preamp</th> <th>APos</th> <th>TPos</th> <th>Remark</th> </tr> <tr> <th>Freq</th> <th>Level</th> <th>Line Margin</th> <th>Level Factor</th> <th>Loss Factor</th> <th></th> <th></th> </tr> <tr> <th>MHz</th> <th>dBuV/m</th> <th>dBuV/m</th> <th>dB</th> <th>dBuV</th> <th>dB/m</th> <th>dB</th> <th>cm</th> <th>deg</th> <th></th> </tr> </thead> <tbody> <tr> <td>1</td> <td>2412.00</td> <td>109.74</td> <td>-----</td> <td>-----</td> <td>101.70</td> <td>32.31</td> <td>7.81</td> <td>32.08</td> <td>400</td> <td>273</td> <td>PEAK</td> </tr> </tbody> </table>	Limit	Read	Ant	Cable Preamp	APos	TPos	Remark	Freq	Level	Line Margin	Level Factor	Loss Factor			MHz	dBuV/m	dBuV/m	dB	dBuV	dB/m	dB	cm	deg		1	2412.00	109.74	-----	-----	101.70	32.31	7.81	32.08	400	273	PEAK
	Limit	Read	Ant	Cable Preamp	APos	TPos	Remark																																																																			
Freq	Level	Line Margin	Level Factor	Loss Factor																																																																						
MHz	dBuV/m	dBuV/m	dB	dBuV	dB/m	dB	cm	deg																																																																		
1	2387.93	55.21	74.00	-18.79	47.29	32.25	7.75	32.08	400	273	PEAK																																																															
Limit	Read	Ant	Cable Preamp	APos	TPos	Remark																																																																				
Freq	Level	Line Margin	Level Factor	Loss Factor																																																																						
MHz	dBuV/m	dBuV/m	dB	dBuV	dB/m	dB	cm	deg																																																																		
1	2412.00	109.74	-----	-----	101.70	32.31	7.81	32.08	400	273	PEAK																																																															
Avg	<p>Date: 2023-06-25</p> <p>Site : 03CH01-SZ Condition: AVG_BE_54 3m HF_ANT(3117)_22 VERTICAL : RBW:1000.000kHz VBW:0.010kHz Mode : 9 Setting : 1M Power setting 22 Plane : X with Accessories : 358957940009706</p> <table border="1"> <thead> <tr> <th>Limit</th> <th>Read</th> <th>Ant</th> <th>Cable Preamp</th> <th>APos</th> <th>TPos</th> <th>Remark</th> </tr> <tr> <th>Freq</th> <th>Level</th> <th>Line Margin</th> <th>Level Factor</th> <th>Loss Factor</th> <th></th> <th></th> </tr> <tr> <th>MHz</th> <th>dBuV/m</th> <th>dBuV/m</th> <th>dB</th> <th>dBuV</th> <th>dB/m</th> <th>dB</th> <th>cm</th> <th>deg</th> <th></th> </tr> </thead> <tbody> <tr> <td>1</td> <td>2387.93</td> <td>43.35</td> <td>54.00</td> <td>-10.65</td> <td>35.43</td> <td>32.25</td> <td>7.75</td> <td>32.08</td> <td>400</td> <td>273</td> <td>AVERAGE</td> </tr> </tbody> </table>	Limit	Read	Ant	Cable Preamp	APos	TPos	Remark	Freq	Level	Line Margin	Level Factor	Loss Factor			MHz	dBuV/m	dBuV/m	dB	dBuV	dB/m	dB	cm	deg		1	2387.93	43.35	54.00	-10.65	35.43	32.25	7.75	32.08	400	273	AVERAGE	<p>Date: 2023-06-25</p> <p>Site : 03CH01-SZ Condition: AVG_54 3m HF_ANT(3117)_22 VERTICAL : RBW:1000.000kHz VBW:0.010kHz Mode : 9 Setting : 1M Power setting 22 Plane : X with Accessories : 358957940009706</p> <table border="1"> <thead> <tr> <th>Limit</th> <th>Read</th> <th>Ant</th> <th>Cable Preamp</th> <th>APos</th> <th>TPos</th> <th>Remark</th> </tr> <tr> <th>Freq</th> <th>Level</th> <th>Line Margin</th> <th>Level Factor</th> <th>Loss Factor</th> <th></th> <th></th> </tr> <tr> <th>MHz</th> <th>dBuV/m</th> <th>dBuV/m</th> <th>dB</th> <th>dBuV</th> <th>dB/m</th> <th>dB</th> <th>cm</th> <th>deg</th> <th></th> </tr> </thead> <tbody> <tr> <td>1</td> <td>2412.00</td> <td>104.95</td> <td>-----</td> <td>-----</td> <td>96.91</td> <td>32.31</td> <td>7.81</td> <td>32.08</td> <td>400</td> <td>273</td> <td>AVERAGE</td> </tr> </tbody> </table>	Limit	Read	Ant	Cable Preamp	APos	TPos	Remark	Freq	Level	Line Margin	Level Factor	Loss Factor			MHz	dBuV/m	dBuV/m	dB	dBuV	dB/m	dB	cm	deg		1	2412.00	104.95	-----	-----	96.91	32.31	7.81	32.08	400	273	AVERAGE
Limit	Read	Ant	Cable Preamp	APos	TPos	Remark																																																																				
Freq	Level	Line Margin	Level Factor	Loss Factor																																																																						
MHz	dBuV/m	dBuV/m	dB	dBuV	dB/m	dB	cm	deg																																																																		
1	2387.93	43.35	54.00	-10.65	35.43	32.25	7.75	32.08	400	273	AVERAGE																																																															
Limit	Read	Ant	Cable Preamp	APos	TPos	Remark																																																																				
Freq	Level	Line Margin	Level Factor	Loss Factor																																																																						
MHz	dBuV/m	dBuV/m	dB	dBuV	dB/m	dB	cm	deg																																																																		
1	2412.00	104.95	-----	-----	96.91	32.31	7.81	32.08	400	273	AVERAGE																																																															



Mode	9																																																																					
	Harmonic																																																																					
	2400-2483.5_802.11b_CH01_2412MHz																																																																					
Pol.	Horizontal	Vertical																																																																				
Peak Avg	<p>Site : 03CH01-SZ Condition: PEAK_74 3m HF_ANT(3117)_22 HORIZONTAL Mode : 9 IMEI : 358957940009706 Plane : X with Accessories : 1M Power setting 22</p> <table border="1"> <thead> <tr> <th>Limit</th> <th>Read</th> <th>Ant</th> <th>Cable</th> <th>Preamp</th> <th>APos</th> <th>TPos</th> <th>Remark</th> </tr> <tr> <th>Freq</th> <th>Level</th> <th>Line</th> <th>Margin</th> <th>Level</th> <th>Factor</th> <th>Loss</th> <th>Factor</th> </tr> <tr> <th>MHz</th> <th>dBuV/m</th> <th>dBuV/m</th> <th>dB</th> <th>dBuV</th> <th>dB/m</th> <th>dB</th> <th>dB</th> </tr> </thead> <tbody> <tr> <td>1</td> <td>4824.00</td> <td>46.05</td> <td>74.00</td> <td>-27.95</td> <td>51.72</td> <td>34.83</td> <td>11.08</td> <td>51.58</td> <td>--- --- Peak</td> </tr> </tbody> </table>	Limit	Read	Ant	Cable	Preamp	APos	TPos	Remark	Freq	Level	Line	Margin	Level	Factor	Loss	Factor	MHz	dBuV/m	dBuV/m	dB	dBuV	dB/m	dB	dB	1	4824.00	46.05	74.00	-27.95	51.72	34.83	11.08	51.58	--- --- Peak	<p>Site : 03CH01-SZ Condition: PEAK_74 3m HF_ANT(3117)_22 VERTICAL Mode : 9 IMEI : 358957940009706 Plane : X with Accessories : 1M Power setting 22</p> <table border="1"> <thead> <tr> <th>Limit</th> <th>Read</th> <th>Ant</th> <th>Cable</th> <th>Preamp</th> <th>APos</th> <th>TPos</th> <th>Remark</th> </tr> <tr> <th>Freq</th> <th>Level</th> <th>Line</th> <th>Margin</th> <th>Level</th> <th>Factor</th> <th>Loss</th> <th>Factor</th> </tr> <tr> <th>MHz</th> <th>dBuV/m</th> <th>dBuV/m</th> <th>dB</th> <th>dBuV</th> <th>dB/m</th> <th>dB</th> <th>dB</th> </tr> </thead> <tbody> <tr> <td>1</td> <td>4824.00</td> <td>46.17</td> <td>74.00</td> <td>-27.83</td> <td>51.84</td> <td>34.83</td> <td>11.08</td> <td>51.58</td> <td>--- --- Peak</td> </tr> </tbody> </table>	Limit	Read	Ant	Cable	Preamp	APos	TPos	Remark	Freq	Level	Line	Margin	Level	Factor	Loss	Factor	MHz	dBuV/m	dBuV/m	dB	dBuV	dB/m	dB	dB	1	4824.00	46.17	74.00	-27.83	51.84	34.83	11.08	51.58	--- --- Peak
	Limit	Read	Ant	Cable	Preamp	APos	TPos	Remark																																																														
Freq	Level	Line	Margin	Level	Factor	Loss	Factor																																																															
MHz	dBuV/m	dBuV/m	dB	dBuV	dB/m	dB	dB																																																															
1	4824.00	46.05	74.00	-27.95	51.72	34.83	11.08	51.58	--- --- Peak																																																													
Limit	Read	Ant	Cable	Preamp	APos	TPos	Remark																																																															
Freq	Level	Line	Margin	Level	Factor	Loss	Factor																																																															
MHz	dBuV/m	dBuV/m	dB	dBuV	dB/m	dB	dB																																																															
1	4824.00	46.17	74.00	-27.83	51.84	34.83	11.08	51.58	--- --- Peak																																																													



Mode	10																																																																																																	
	Harmonic																																																																																																	
	2400-2483.5_802.11b_CH06_2437MHz																																																																																																	
Pol.	Horizontal	Vertical																																																																																																
Peak Avg	<p>Site : 03CH01-SZ Condition: PEAK_74 3m HF_ANT(3117)_22 HORIZONTAL Mode : 10 IMEI : 358957940009706 Plane : X with Accessories : 1M Power setting 22</p> <table border="1"> <thead> <tr> <th>Limit</th> <th>Read</th> <th>Ant</th> <th>Cable</th> <th>Preamp</th> <th>APos</th> <th>TPos</th> <th>Remark</th> </tr> <tr> <th>Freq</th> <th>Level</th> <th>Line</th> <th>Margin</th> <th>Level</th> <th>Factor</th> <th>Loss</th> <th>Factor</th> </tr> <tr> <th>MHz</th> <th>dBuV/m</th> <th>dBuV/m</th> <th>dB</th> <th>dBuV</th> <th>dB/m</th> <th>dB</th> <th>dB</th> </tr> </thead> <tbody> <tr> <td>1</td> <td>4874.00</td> <td>45.47</td> <td>74.00</td> <td>-28.53</td> <td>51.10</td> <td>34.85</td> <td>11.10</td> <td>51.58</td> <td>---</td> <td>---</td> <td>Peak</td> </tr> <tr> <td>2</td> <td>7311.00</td> <td>48.69</td> <td>74.00</td> <td>-25.31</td> <td>50.45</td> <td>36.32</td> <td>13.08</td> <td>51.16</td> <td>---</td> <td>---</td> <td>Peak</td> </tr> </tbody> </table>	Limit	Read	Ant	Cable	Preamp	APos	TPos	Remark	Freq	Level	Line	Margin	Level	Factor	Loss	Factor	MHz	dBuV/m	dBuV/m	dB	dBuV	dB/m	dB	dB	1	4874.00	45.47	74.00	-28.53	51.10	34.85	11.10	51.58	---	---	Peak	2	7311.00	48.69	74.00	-25.31	50.45	36.32	13.08	51.16	---	---	Peak	<p>Site : 03CH01-SZ Condition: PEAK_74 3m HF_ANT(3117)_22 VERTICAL Mode : 10 IMEI : 358957940009706 Plane : X with Accessories : 1M Power setting 22</p> <table border="1"> <thead> <tr> <th>Limit</th> <th>Read</th> <th>Ant</th> <th>Cable</th> <th>Preamp</th> <th>APos</th> <th>TPos</th> <th>Remark</th> </tr> <tr> <th>Freq</th> <th>Level</th> <th>Line</th> <th>Margin</th> <th>Level</th> <th>Factor</th> <th>Loss</th> <th>Factor</th> </tr> <tr> <th>MHz</th> <th>dBuV/m</th> <th>dBuV/m</th> <th>dB</th> <th>dBuV</th> <th>dB/m</th> <th>dB</th> <th>dB</th> </tr> </thead> <tbody> <tr> <td>1</td> <td>4874.00</td> <td>44.55</td> <td>74.00</td> <td>-29.45</td> <td>50.18</td> <td>34.85</td> <td>11.10</td> <td>51.58</td> <td>---</td> <td>---</td> <td>Peak</td> </tr> <tr> <td>2</td> <td>7311.00</td> <td>47.70</td> <td>74.00</td> <td>-26.30</td> <td>49.46</td> <td>36.32</td> <td>13.08</td> <td>51.16</td> <td>---</td> <td>---</td> <td>Peak</td> </tr> </tbody> </table>	Limit	Read	Ant	Cable	Preamp	APos	TPos	Remark	Freq	Level	Line	Margin	Level	Factor	Loss	Factor	MHz	dBuV/m	dBuV/m	dB	dBuV	dB/m	dB	dB	1	4874.00	44.55	74.00	-29.45	50.18	34.85	11.10	51.58	---	---	Peak	2	7311.00	47.70	74.00	-26.30	49.46	36.32	13.08	51.16	---	---	Peak
	Limit	Read	Ant	Cable	Preamp	APos	TPos	Remark																																																																																										
Freq	Level	Line	Margin	Level	Factor	Loss	Factor																																																																																											
MHz	dBuV/m	dBuV/m	dB	dBuV	dB/m	dB	dB																																																																																											
1	4874.00	45.47	74.00	-28.53	51.10	34.85	11.10	51.58	---	---	Peak																																																																																							
2	7311.00	48.69	74.00	-25.31	50.45	36.32	13.08	51.16	---	---	Peak																																																																																							
Limit	Read	Ant	Cable	Preamp	APos	TPos	Remark																																																																																											
Freq	Level	Line	Margin	Level	Factor	Loss	Factor																																																																																											
MHz	dBuV/m	dBuV/m	dB	dBuV	dB/m	dB	dB																																																																																											
1	4874.00	44.55	74.00	-29.45	50.18	34.85	11.10	51.58	---	---	Peak																																																																																							
2	7311.00	47.70	74.00	-26.30	49.46	36.32	13.08	51.16	---	---	Peak																																																																																							



11

Mode

Band Edge

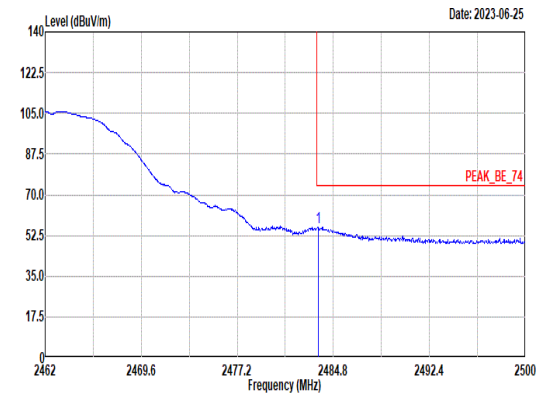
2400-2483.5_802.11b_CH11_2462MHz

Pol.

Horizontal

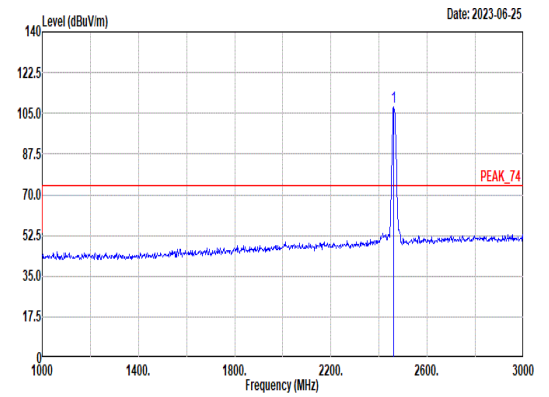
Fundamental

Peak



Site : 03CH01-SZ
 Condition: PEAK_BE_74 3m HF_ANT(3117)_22 HORIZONTAL
 : RBW:1000.000kHz VBW:3000.000kHz
 Mode : 11
 Setting : 1M Power setting 22
 Plane : X with Accessories
 : 358957940009706

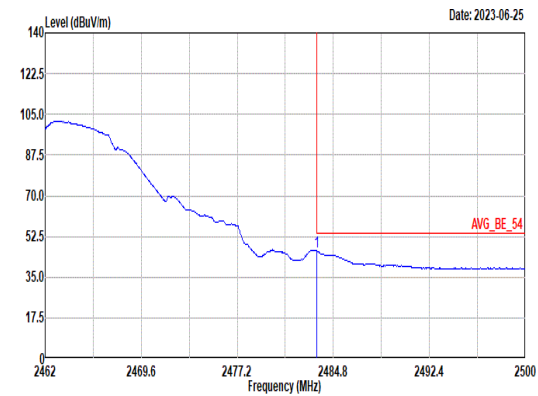
Limit	Read	Ant	Cable	Preamp	APos	TPos	Remark
Freq	Level	Line	Margin	Level	Factor	Loss	Factor
MHz	dBuV/m	dBuV/m	dB	dBuV	dB/m	dB	cm
1 2483.58	56.26	74.00	-17.74	48.02	32.46	7.88	32.10
							170 306 PEAK



Site : 03CH01-SZ
 Condition: PEAK_74 3m HF_ANT(3117)_22 HORIZONTAL
 : RBW:1000.000kHz VBW:3000.000kHz
 Mode : 11
 Setting : 1M Power setting 22
 Plane : X with Accessories
 : 358957940009706

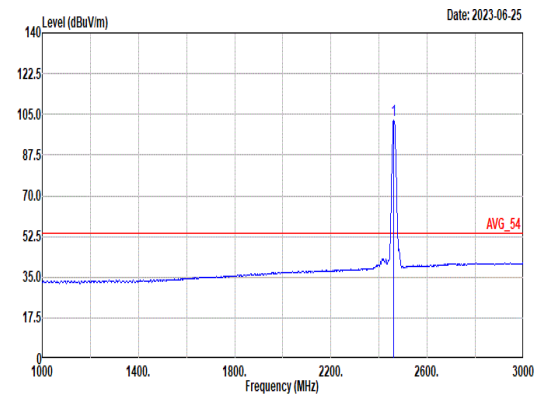
Limit	Read	Ant	Cable	Preamp	APos	TPos	Remark
Freq	Level	Line	Margin	Level	Factor	Loss	Factor
MHz	dBuV/m	dBuV/m	dB	dBuV	dB/m	dB	cm
1 2462.00	107.63	-----	-----	99.46	32.41	7.85	32.09
							170 306 PEAK

Avg



Site : 03CH01-SZ
 Condition: AVG_BE_54 3m HF_ANT(3117)_22 HORIZONTAL
 : RBW:1000.000kHz VBW:0.010kHz
 Mode : 11
 Setting : 1M Power setting 22
 Plane : X with Accessories
 : 358957940009706

Limit	Read	Ant	Cable	Preamp	APos	TPos	Remark
Freq	Level	Line	Margin	Level	Factor	Loss	Factor
MHz	dBuV/m	dBuV/m	dB	dBuV	dB/m	dB	cm
1 2483.51	46.18	54.00	-7.82	37.94	32.46	7.88	32.10
							170 306 AVERAGE



Site : 03CH01-SZ
 Condition: AVG_54 3m HF_ANT(3117)_22 HORIZONTAL
 : RBW:1000.000kHz VBW:0.010kHz
 Mode : 11
 Setting : 1M Power setting 22
 Plane : X with Accessories
 : 358957940009706

Limit	Read	Ant	Cable	Preamp	APos	TPos	Remark
Freq	Level	Line	Margin	Level	Factor	Loss	Factor
MHz	dBuV/m	dBuV/m	dB	dBuV	dB/m	dB	cm
1 2462.00	102.74	-----	-----	94.57	32.41	7.85	32.09
							170 306 AVERAGE



11

Mode

Band Edge

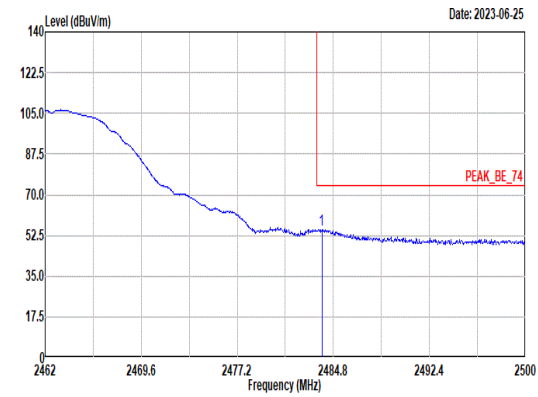
2400-2483.5_802.11b_CH11_2462MHz

Pol.

Vertical

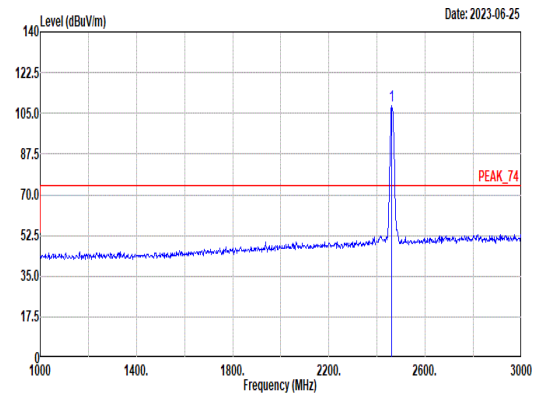
Fundamental

Peak



Site : 03CH01-SZ
 Condition: PEAK_BE_74 3m HF_ANT(3117)_22 VERTICAL
 : RBW:1000.000kHz VBW:3000.000kHz
 Mode : 11
 Setting : 1M Power setting 22
 Plane : X with Accessories
 : 358957940009706

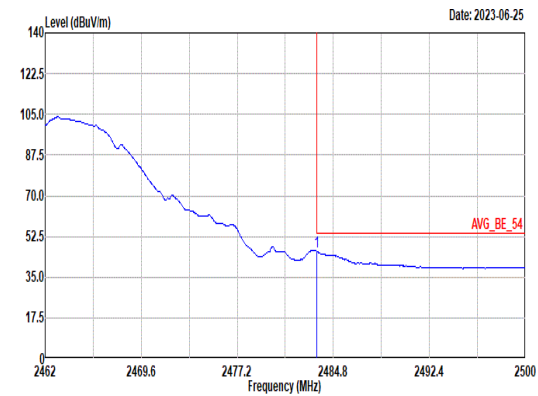
Limit	Read	Ant	Cable	Preamp	APos	TPos	Remark				
Freq	Level	Line	Margin	Level	Factor	Loss	Factor				
MHz	dBuV/m	dBuV/m	dB	dBuV	dB/m	dB	cm				
1	2483.89	55.18	74.00	-18.82	46.94	32.46	7.88	32.10	362	284	PEAK



Site : 03CH01-SZ
 Condition: PEAK_74 3m HF_ANT(3117)_22 VERTICAL
 : RBW:1000.000kHz VBW:3000.000kHz
 Mode : 11
 Setting : 1M Power setting 22
 Plane : X with Accessories
 : 358957940009706

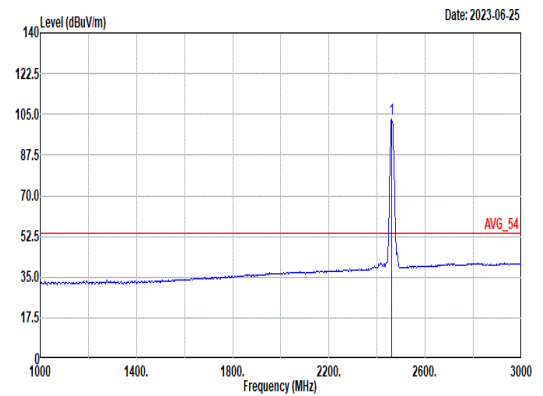
Limit	Read	Ant	Cable	Preamp	APos	TPos	Remark				
Freq	Level	Line	Margin	Level	Factor	Loss	Factor				
MHz	dBuV/m	dBuV/m	dB	dBuV	dB/m	dB	cm				
1	2462.00	108.17	-----	-----	99.98	32.42	7.86	32.09	362	284	PEAK

Avg



Site : 03CH01-SZ
 Condition: AVG_BE_54 3m HF_ANT(3117)_22 VERTICAL
 : RBW:1000.000kHz VBW:0.010kHz
 Mode : 11
 Setting : 1M Power setting 22
 Plane : X with Accessories
 : 358957940009706

Limit	Read	Ant	Cable	Preamp	APos	TPos	Remark				
Freq	Level	Line	Margin	Level	Factor	Loss	Factor				
MHz	dBuV/m	dBuV/m	dB	dBuV	dB/m	dB	cm				
1	2483.51	46.10	54.00	-7.90	37.86	32.46	7.88	32.10	362	284	AVERAGE



Site : 03CH01-SZ
 Condition: AVG_54 3m HF_ANT(3117)_22 VERTICAL
 : RBW:1000.000kHz VBW:0.010kHz
 Mode : 11
 Setting : 1M Power setting 22
 Plane : X with Accessories
 : 358957940009706

Limit	Read	Ant	Cable	Preamp	APos	TPos	Remark				
Freq	Level	Line	Margin	Level	Factor	Loss	Factor				
MHz	dBuV/m	dBuV/m	dB	dBuV	dB/m	dB	cm				
1	2462.00	103.01	-----	-----	94.84	32.41	7.85	32.09	362	284	AVERAGE



Mode	11																																																																																																					
	Harmonic																																																																																																					
	2400-2483.5_802.11b_CH11_2462MHz																																																																																																					
Pol.	Horizontal	Vertical																																																																																																				
Peak Avg	<p>Site : 03CH01-SZ Condition: PEAK_74 3m HF_ANT(3117)_22 HORIZONTAL Mode : 11 IMEI : 358957940009706 Plane : X with Accessories : 1M Power setting 22</p> <table border="1"> <thead> <tr> <th>Limit</th> <th>Read</th> <th>Ant</th> <th>Cable</th> <th>Preamp</th> <th>APos</th> <th>TPos</th> <th>Remark</th> </tr> <tr> <th>Freq</th> <th>Level</th> <th>Line</th> <th>Margin</th> <th>Level</th> <th>Factor</th> <th>Loss</th> <th>Factor</th> </tr> <tr> <th>MHz</th> <th>dBuV/m</th> <th>dBuV/m</th> <th>dB</th> <th>dBuV</th> <th>dB/m</th> <th>dB</th> <th>dB</th> <th>cm</th> <th>deg</th> </tr> </thead> <tbody> <tr> <td>1</td> <td>4924.00</td> <td>45.43</td> <td>74.00</td> <td>-28.57</td> <td>51.02</td> <td>34.87</td> <td>11.12</td> <td>51.58</td> <td>---</td> <td>---</td> <td>Peak</td> </tr> <tr> <td>2</td> <td>7386.00</td> <td>47.95</td> <td>74.00</td> <td>-26.05</td> <td>49.65</td> <td>36.35</td> <td>13.13</td> <td>51.18</td> <td>---</td> <td>---</td> <td>Peak</td> </tr> </tbody> </table>	Limit	Read	Ant	Cable	Preamp	APos	TPos	Remark	Freq	Level	Line	Margin	Level	Factor	Loss	Factor	MHz	dBuV/m	dBuV/m	dB	dBuV	dB/m	dB	dB	cm	deg	1	4924.00	45.43	74.00	-28.57	51.02	34.87	11.12	51.58	---	---	Peak	2	7386.00	47.95	74.00	-26.05	49.65	36.35	13.13	51.18	---	---	Peak	<p>Site : 03CH01-SZ Condition: PEAK_74 3m HF_ANT(3117)_22 VERTICAL Mode : 11 IMEI : 358957940009706 Plane : X with Accessories : 1M Power setting 22</p> <table border="1"> <thead> <tr> <th>Limit</th> <th>Read</th> <th>Ant</th> <th>Cable</th> <th>Preamp</th> <th>APos</th> <th>TPos</th> <th>Remark</th> </tr> <tr> <th>Freq</th> <th>Level</th> <th>Line</th> <th>Margin</th> <th>Level</th> <th>Factor</th> <th>Loss</th> <th>Factor</th> </tr> <tr> <th>MHz</th> <th>dBuV/m</th> <th>dBuV/m</th> <th>dB</th> <th>dBuV</th> <th>dB/m</th> <th>dB</th> <th>dB</th> <th>cm</th> <th>deg</th> </tr> </thead> <tbody> <tr> <td>1</td> <td>4924.00</td> <td>45.07</td> <td>74.00</td> <td>-28.93</td> <td>50.66</td> <td>34.87</td> <td>11.12</td> <td>51.58</td> <td>---</td> <td>---</td> <td>Peak</td> </tr> <tr> <td>2</td> <td>7386.00</td> <td>48.29</td> <td>74.00</td> <td>-25.71</td> <td>49.99</td> <td>36.35</td> <td>13.13</td> <td>51.18</td> <td>---</td> <td>---</td> <td>Peak</td> </tr> </tbody> </table>	Limit	Read	Ant	Cable	Preamp	APos	TPos	Remark	Freq	Level	Line	Margin	Level	Factor	Loss	Factor	MHz	dBuV/m	dBuV/m	dB	dBuV	dB/m	dB	dB	cm	deg	1	4924.00	45.07	74.00	-28.93	50.66	34.87	11.12	51.58	---	---	Peak	2	7386.00	48.29	74.00	-25.71	49.99	36.35	13.13	51.18	---	---	Peak
	Limit	Read	Ant	Cable	Preamp	APos	TPos	Remark																																																																																														
Freq	Level	Line	Margin	Level	Factor	Loss	Factor																																																																																															
MHz	dBuV/m	dBuV/m	dB	dBuV	dB/m	dB	dB	cm	deg																																																																																													
1	4924.00	45.43	74.00	-28.57	51.02	34.87	11.12	51.58	---	---	Peak																																																																																											
2	7386.00	47.95	74.00	-26.05	49.65	36.35	13.13	51.18	---	---	Peak																																																																																											
Limit	Read	Ant	Cable	Preamp	APos	TPos	Remark																																																																																															
Freq	Level	Line	Margin	Level	Factor	Loss	Factor																																																																																															
MHz	dBuV/m	dBuV/m	dB	dBuV	dB/m	dB	dB	cm	deg																																																																																													
1	4924.00	45.07	74.00	-28.93	50.66	34.87	11.12	51.58	---	---	Peak																																																																																											
2	7386.00	48.29	74.00	-25.71	49.99	36.35	13.13	51.18	---	---	Peak																																																																																											



12

Mode

Band Edge

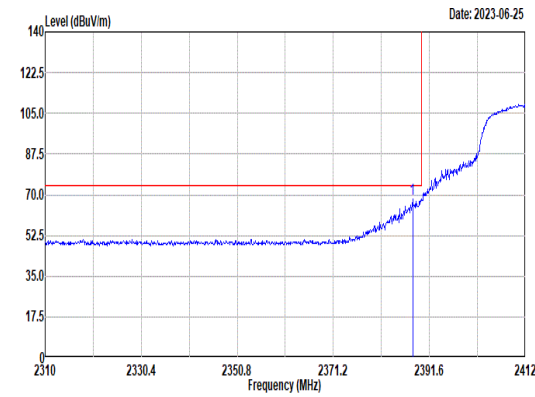
2400-2483.5_802.11g_CH01_2412MHz

Pol.

Horizontal

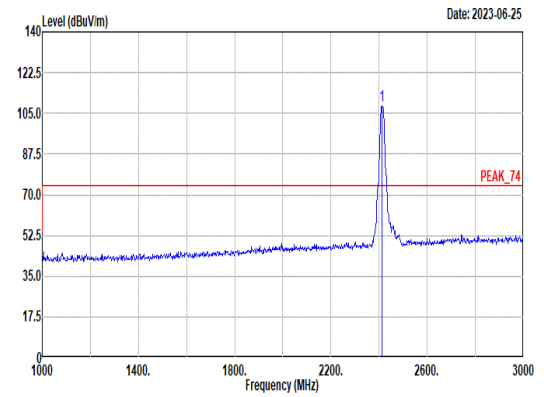
Fundamental

Peak



Site : 03CH01-SZ
 Condition: PEAK_BE_74 3m HF_ANT(3117)_22 HORIZONTAL
 : RBW:1000.000kHz VBW:3000.000kHz
 Mode : 12
 Setting : 6M Power setting 17
 Plane : X with Accessories
 : 358957940009706

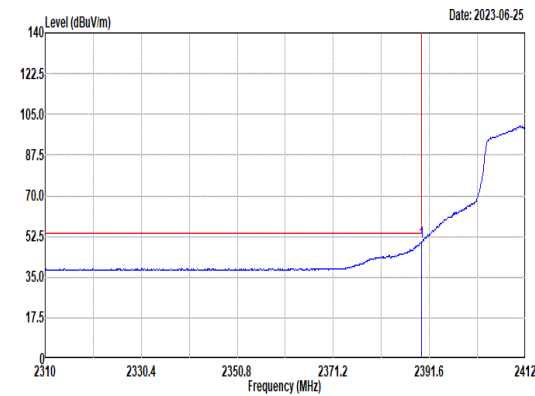
1	MHz	Level	Limit	Line Margin	Read		Ant		Cable Preamp		APos	TPos	Remark
					dBuV/m	dBuV/m	dB	dBuV	dB/m	dB			
	2388.03	68.34	74.00	-5.66	60.42	32.25	7.75	32.08	100	231	PEAK		



Site : 03CH01-SZ
 Condition: PEAK_74 3m HF_ANT(3117)_22 HORIZONTAL
 : RBW:1000.000kHz VBW:3000.000kHz
 Mode : 12
 Setting : 6M Power setting 17
 Plane : X with Accessories
 : 358957940009706

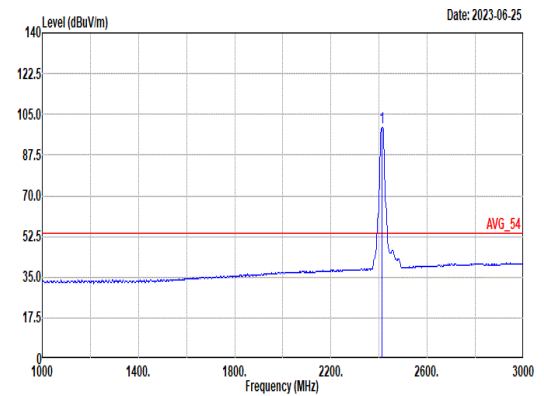
1	MHz	Level	Limit	Line Margin	Read		Ant		Cable Preamp		APos	TPos	Remark
					dBuV/m	dBuV/m	dB	dBuV	dB/m	dB			
	2412.00	108.46	100.42	8.04	32.31	7.81	32.08	100	231	PEAK			

Avg



Site : 03CH01-SZ
 Condition: AVG_BE_54 3m HF_ANT(3117)_22 HORIZONTAL
 : RBW:1000.000kHz VBW:1.000kHz
 Mode : 12
 Setting : 6M Power setting 17
 Plane : X with Accessories
 : 358957940009706

1	MHz	Level	Limit	Line Margin	Read		Ant		Cable Preamp		APos	TPos	Remark
					dBuV/m	dBuV/m	dB	dBuV	dB/m	dB			
	2389.87	50.04	54.00	-3.96	42.10	32.26	7.76	32.08	100	231	AVERAGE		



Site : 03CH01-SZ
 Condition: AVG_54 3m HF_ANT(3117)_22 HORIZONTAL
 : RBW:1000.000kHz VBW:1.000kHz
 Mode : 12
 Setting : 6M Power setting 17
 Plane : X with Accessories
 : 358957940009706

1	MHz	Level	Limit	Line Margin	Read		Ant		Cable Preamp		APos	TPos	Remark
					dBuV/m	dBuV/m	dB	dBuV	dB/m	dB			
	2412.00	99.31	91.27	8.04	32.31	7.81	32.08	100	231	AVERAGE			



		12																																																								
Mode		Band Edge																																																								
		2400-2483.5_802.11g_CH01_2412MHz																																																								
Pol.	Vertical	Fundamental																																																								
Peak	<p>Date: 2023-06-25</p> <p>Site : 03CH01-SZ Condition: PEAK_BE_74 3m HF_ANT(3117)_22 VERTICAL : RBW:1000.000kHz VBW:3000.000kHz Mode : 12 Setting : 6M Power setting 17 Plane : X with Accessories : 358957940009706</p> <table border="1"> <thead> <tr> <th>Limit</th> <th>Read</th> <th>Ant</th> <th>Cable Preamp</th> <th>APos</th> <th>TPos</th> <th>Remark</th> </tr> <tr> <th>Freq Level Line Margin</th> <th>Level Factor</th> <th>Loss Factor</th> <th></th> <th></th> <th></th> <th></th> </tr> <tr> <th>MHz dBuV/m dB</th> <th>dB</th> <th>dB/m</th> <th>dB</th> <th>dB</th> <th>cm</th> <th>deg</th> </tr> </thead> <tbody> <tr> <td>1 2389.56 68.10 74.00 -5.90</td> <td>60.16</td> <td>32.26</td> <td>7.76</td> <td>32.08</td> <td>393</td> <td>276 PEAK</td> </tr> </tbody> </table>	Limit	Read	Ant	Cable Preamp	APos	TPos	Remark	Freq Level Line Margin	Level Factor	Loss Factor					MHz dBuV/m dB	dB	dB/m	dB	dB	cm	deg	1 2389.56 68.10 74.00 -5.90	60.16	32.26	7.76	32.08	393	276 PEAK	<p>Date: 2023-06-25</p> <p>Site : 03CH01-SZ Condition: PEAK_74 3m HF_ANT(3117)_22 VERTICAL : RBW:1000.000kHz VBW:3000.000kHz Mode : 12 Setting : 6M Power setting 17 Plane : X with Accessories : 358957940009706</p> <table border="1"> <thead> <tr> <th>Limit</th> <th>Read</th> <th>Ant</th> <th>Cable Preamp</th> <th>APos</th> <th>TPos</th> <th>Remark</th> </tr> <tr> <th>Freq Level Line Margin</th> <th>Level Factor</th> <th>Loss Factor</th> <th></th> <th></th> <th></th> <th></th> </tr> <tr> <th>MHz dBuV/m dB</th> <th>dB</th> <th>dB/m</th> <th>dB</th> <th>dB</th> <th>cm</th> <th>deg</th> </tr> </thead> <tbody> <tr> <td>1 2412.00 109.80</td> <td>101.75</td> <td>32.32</td> <td>7.81</td> <td>32.08</td> <td>393</td> <td>276 PEAK</td> </tr> </tbody> </table>	Limit	Read	Ant	Cable Preamp	APos	TPos	Remark	Freq Level Line Margin	Level Factor	Loss Factor					MHz dBuV/m dB	dB	dB/m	dB	dB	cm	deg	1 2412.00 109.80	101.75	32.32	7.81	32.08	393	276 PEAK
	Limit	Read	Ant	Cable Preamp	APos	TPos	Remark																																																			
Freq Level Line Margin	Level Factor	Loss Factor																																																								
MHz dBuV/m dB	dB	dB/m	dB	dB	cm	deg																																																				
1 2389.56 68.10 74.00 -5.90	60.16	32.26	7.76	32.08	393	276 PEAK																																																				
Limit	Read	Ant	Cable Preamp	APos	TPos	Remark																																																				
Freq Level Line Margin	Level Factor	Loss Factor																																																								
MHz dBuV/m dB	dB	dB/m	dB	dB	cm	deg																																																				
1 2412.00 109.80	101.75	32.32	7.81	32.08	393	276 PEAK																																																				
Avg	<p>Date: 2023-06-25</p> <p>Site : 03CH01-SZ Condition: AVG_BE_54 3m HF_ANT(3117)_22 VERTICAL : RBW:1000.000kHz VBW:1.000kHz Mode : 12 Setting : 6M Power setting 17 Plane : X with Accessories : 358957940009706</p> <table border="1"> <thead> <tr> <th>Limit</th> <th>Read</th> <th>Ant</th> <th>Cable Preamp</th> <th>APos</th> <th>TPos</th> <th>Remark</th> </tr> <tr> <th>Freq Level Line Margin</th> <th>Level Factor</th> <th>Loss Factor</th> <th></th> <th></th> <th></th> <th></th> </tr> <tr> <th>MHz dBuV/m dB</th> <th>dB</th> <th>dB/m</th> <th>dB</th> <th>dB</th> <th>cm</th> <th>deg</th> </tr> </thead> <tbody> <tr> <td>1 2389.87 50.26 54.00 -3.74</td> <td>42.32</td> <td>32.26</td> <td>7.76</td> <td>32.08</td> <td>393</td> <td>276 AVERAGE</td> </tr> </tbody> </table>	Limit	Read	Ant	Cable Preamp	APos	TPos	Remark	Freq Level Line Margin	Level Factor	Loss Factor					MHz dBuV/m dB	dB	dB/m	dB	dB	cm	deg	1 2389.87 50.26 54.00 -3.74	42.32	32.26	7.76	32.08	393	276 AVERAGE	<p>Date: 2023-06-25</p> <p>Site : 03CH01-SZ Condition: AVG_54 3m HF_ANT(3117)_22 VERTICAL : RBW:1000.000kHz VBW:1.000kHz Mode : 12 Setting : 6M Power setting 17 Plane : X with Accessories : 358957940009706</p> <table border="1"> <thead> <tr> <th>Limit</th> <th>Read</th> <th>Ant</th> <th>Cable Preamp</th> <th>APos</th> <th>TPos</th> <th>Remark</th> </tr> <tr> <th>Freq Level Line Margin</th> <th>Level Factor</th> <th>Loss Factor</th> <th></th> <th></th> <th></th> <th></th> </tr> <tr> <th>MHz dBuV/m dB</th> <th>dB</th> <th>dB/m</th> <th>dB</th> <th>dB</th> <th>cm</th> <th>deg</th> </tr> </thead> <tbody> <tr> <td>1 2412.00 100.43</td> <td>92.39</td> <td>32.31</td> <td>7.81</td> <td>32.08</td> <td>393</td> <td>276 AVERAGE</td> </tr> </tbody> </table>	Limit	Read	Ant	Cable Preamp	APos	TPos	Remark	Freq Level Line Margin	Level Factor	Loss Factor					MHz dBuV/m dB	dB	dB/m	dB	dB	cm	deg	1 2412.00 100.43	92.39	32.31	7.81	32.08	393	276 AVERAGE
	Limit	Read	Ant	Cable Preamp	APos	TPos	Remark																																																			
Freq Level Line Margin	Level Factor	Loss Factor																																																								
MHz dBuV/m dB	dB	dB/m	dB	dB	cm	deg																																																				
1 2389.87 50.26 54.00 -3.74	42.32	32.26	7.76	32.08	393	276 AVERAGE																																																				
Limit	Read	Ant	Cable Preamp	APos	TPos	Remark																																																				
Freq Level Line Margin	Level Factor	Loss Factor																																																								
MHz dBuV/m dB	dB	dB/m	dB	dB	cm	deg																																																				
1 2412.00 100.43	92.39	32.31	7.81	32.08	393	276 AVERAGE																																																				



Mode	12																																																																									
	Harmonic																																																																									
	2400-2483.5_802.11g_CH01_2412MHz																																																																									
Pol.	Horizontal	Vertical																																																																								
Peak Avg	<p>Site : 03CH01-SZ Condition: PEAK_74 3m HF_ANT(3117)_22 HORIZONTAL Mode : 12 IMEI : 358957940009706 Plane : X with Accessories : 6W Power setting 17</p> <table border="1"> <thead> <tr> <th>Limit</th> <th>Read</th> <th>Ant</th> <th>Cable</th> <th>Preamp</th> <th>APos</th> <th>TPos</th> <th>Remark</th> </tr> <tr> <th>Freq</th> <th>Level</th> <th>Line</th> <th>Margin</th> <th>Level</th> <th>Factor</th> <th>Loss</th> <th>Factor</th> </tr> <tr> <th>MHz</th> <th>dBuV/m</th> <th>dBuV/m</th> <th>dB</th> <th>dBuV</th> <th>dB/m</th> <th>dB</th> <th>dB</th> </tr> </thead> <tbody> <tr> <td>1</td> <td>4824.00</td> <td>45.41</td> <td>74.00</td> <td>-28.59</td> <td>51.08</td> <td>34.83</td> <td>11.08</td> <td>51.58</td> <td>---</td> <td>---</td> <td>Peak</td> </tr> </tbody> </table>	Limit	Read	Ant	Cable	Preamp	APos	TPos	Remark	Freq	Level	Line	Margin	Level	Factor	Loss	Factor	MHz	dBuV/m	dBuV/m	dB	dBuV	dB/m	dB	dB	1	4824.00	45.41	74.00	-28.59	51.08	34.83	11.08	51.58	---	---	Peak	<p>Site : 03CH01-SZ Condition: PEAK_74 3m HF_ANT(3117)_22 VERTICAL Mode : 12 IMEI : 358957940009706 Plane : X with Accessories : 6W Power setting 17</p> <table border="1"> <thead> <tr> <th>Limit</th> <th>Read</th> <th>Ant</th> <th>Cable</th> <th>Preamp</th> <th>APos</th> <th>TPos</th> <th>Remark</th> </tr> <tr> <th>Freq</th> <th>Level</th> <th>Line</th> <th>Margin</th> <th>Level</th> <th>Factor</th> <th>Loss</th> <th>Factor</th> </tr> <tr> <th>MHz</th> <th>dBuV/m</th> <th>dBuV/m</th> <th>dB</th> <th>dBuV</th> <th>dB/m</th> <th>dB</th> <th>dB</th> </tr> </thead> <tbody> <tr> <td>1</td> <td>4824.00</td> <td>46.28</td> <td>74.00</td> <td>-27.72</td> <td>51.95</td> <td>34.83</td> <td>11.08</td> <td>51.58</td> <td>---</td> <td>---</td> <td>Peak</td> </tr> </tbody> </table>	Limit	Read	Ant	Cable	Preamp	APos	TPos	Remark	Freq	Level	Line	Margin	Level	Factor	Loss	Factor	MHz	dBuV/m	dBuV/m	dB	dBuV	dB/m	dB	dB	1	4824.00	46.28	74.00	-27.72	51.95	34.83	11.08	51.58	---	---	Peak
	Limit	Read	Ant	Cable	Preamp	APos	TPos	Remark																																																																		
Freq	Level	Line	Margin	Level	Factor	Loss	Factor																																																																			
MHz	dBuV/m	dBuV/m	dB	dBuV	dB/m	dB	dB																																																																			
1	4824.00	45.41	74.00	-28.59	51.08	34.83	11.08	51.58	---	---	Peak																																																															
Limit	Read	Ant	Cable	Preamp	APos	TPos	Remark																																																																			
Freq	Level	Line	Margin	Level	Factor	Loss	Factor																																																																			
MHz	dBuV/m	dBuV/m	dB	dBuV	dB/m	dB	dB																																																																			
1	4824.00	46.28	74.00	-27.72	51.95	34.83	11.08	51.58	---	---	Peak																																																															



Mode	13																																																																																																	
	Harmonic																																																																																																	
	2400-2483.5_802.11g_CH06_2437MHz																																																																																																	
Pol.	Horizontal	Vertical																																																																																																
Peak Avg	<p>Site : 03CH01-SZ Condition: PEAK_74 3m HF_ANT(3117)_22 HORIZONTAL Mode : 13 IMEI : 358957940009706 Plane : X with Accessories : 6W Power setting 20</p> <table border="1"> <thead> <tr> <th>Limit</th> <th>Read</th> <th>Ant</th> <th>Cable</th> <th>Preamp</th> <th>APos</th> <th>TPos</th> <th>Remark</th> </tr> <tr> <th>Freq</th> <th>Level</th> <th>Line</th> <th>Margin</th> <th>Level</th> <th>Factor</th> <th>Loss</th> <th>Factor</th> </tr> <tr> <th>MHz</th> <th>dBuV/m</th> <th>dBuV/m</th> <th>dB</th> <th>dBuV</th> <th>dB/m</th> <th>dB</th> <th>dB</th> <th>cm</th> <th>deg</th> </tr> </thead> <tbody> <tr> <td>1</td> <td>4874.00</td> <td>44.26</td> <td>74.00</td> <td>-29.74</td> <td>49.89</td> <td>34.85</td> <td>11.10</td> <td>51.58</td> <td>---</td> <td>Peak</td> </tr> <tr> <td>2</td> <td>7311.00</td> <td>48.47</td> <td>74.00</td> <td>-25.53</td> <td>50.23</td> <td>36.32</td> <td>13.08</td> <td>51.16</td> <td>---</td> <td>Peak</td> </tr> </tbody> </table>	Limit	Read	Ant	Cable	Preamp	APos	TPos	Remark	Freq	Level	Line	Margin	Level	Factor	Loss	Factor	MHz	dBuV/m	dBuV/m	dB	dBuV	dB/m	dB	dB	cm	deg	1	4874.00	44.26	74.00	-29.74	49.89	34.85	11.10	51.58	---	Peak	2	7311.00	48.47	74.00	-25.53	50.23	36.32	13.08	51.16	---	Peak	<p>Site : 03CH01-SZ Condition: PEAK_74 3m HF_ANT(3117)_22 VERTICAL Mode : 13 IMEI : 358957940009706 Plane : X with Accessories : 6W Power setting 20</p> <table border="1"> <thead> <tr> <th>Limit</th> <th>Read</th> <th>Ant</th> <th>Cable</th> <th>Preamp</th> <th>APos</th> <th>TPos</th> <th>Remark</th> </tr> <tr> <th>Freq</th> <th>Level</th> <th>Line</th> <th>Margin</th> <th>Level</th> <th>Factor</th> <th>Loss</th> <th>Factor</th> </tr> <tr> <th>MHz</th> <th>dBuV/m</th> <th>dBuV/m</th> <th>dB</th> <th>dBuV</th> <th>dB/m</th> <th>dB</th> <th>dB</th> <th>cm</th> <th>deg</th> </tr> </thead> <tbody> <tr> <td>1</td> <td>4874.00</td> <td>44.65</td> <td>74.00</td> <td>-29.35</td> <td>50.28</td> <td>34.85</td> <td>11.10</td> <td>51.58</td> <td>---</td> <td>Peak</td> </tr> <tr> <td>2</td> <td>7311.00</td> <td>47.70</td> <td>74.00</td> <td>-26.30</td> <td>49.46</td> <td>36.32</td> <td>13.08</td> <td>51.16</td> <td>---</td> <td>Peak</td> </tr> </tbody> </table>	Limit	Read	Ant	Cable	Preamp	APos	TPos	Remark	Freq	Level	Line	Margin	Level	Factor	Loss	Factor	MHz	dBuV/m	dBuV/m	dB	dBuV	dB/m	dB	dB	cm	deg	1	4874.00	44.65	74.00	-29.35	50.28	34.85	11.10	51.58	---	Peak	2	7311.00	47.70	74.00	-26.30	49.46	36.32	13.08	51.16	---	Peak
	Limit	Read	Ant	Cable	Preamp	APos	TPos	Remark																																																																																										
Freq	Level	Line	Margin	Level	Factor	Loss	Factor																																																																																											
MHz	dBuV/m	dBuV/m	dB	dBuV	dB/m	dB	dB	cm	deg																																																																																									
1	4874.00	44.26	74.00	-29.74	49.89	34.85	11.10	51.58	---	Peak																																																																																								
2	7311.00	48.47	74.00	-25.53	50.23	36.32	13.08	51.16	---	Peak																																																																																								
Limit	Read	Ant	Cable	Preamp	APos	TPos	Remark																																																																																											
Freq	Level	Line	Margin	Level	Factor	Loss	Factor																																																																																											
MHz	dBuV/m	dBuV/m	dB	dBuV	dB/m	dB	dB	cm	deg																																																																																									
1	4874.00	44.65	74.00	-29.35	50.28	34.85	11.10	51.58	---	Peak																																																																																								
2	7311.00	47.70	74.00	-26.30	49.46	36.32	13.08	51.16	---	Peak																																																																																								



14

Mode

Band Edge

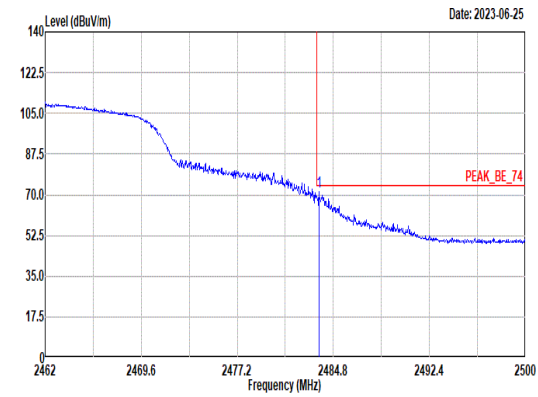
2400-2483.5_802.11g_CH11_2462MHz

Pol.

Horizontal

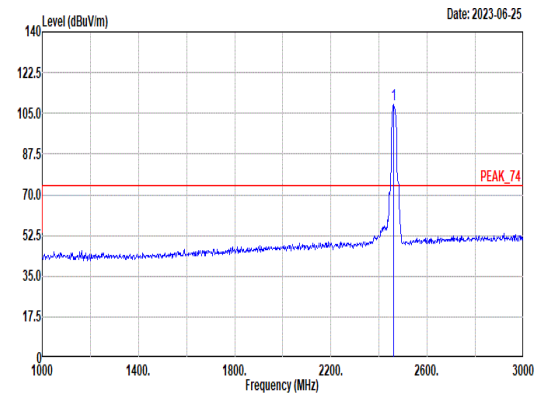
Fundamental

Peak



Site : 03CH01-SZ
 Condition: PEAK_BE_74 3m HF_ANT(3117)_22 HORIZONTAL
 : RBW:1000.000kHz VBW:3000.000kHz
 Mode : 14
 Setting : 6M Power setting 17
 Plane : X with Accessories
 : 358957940009706

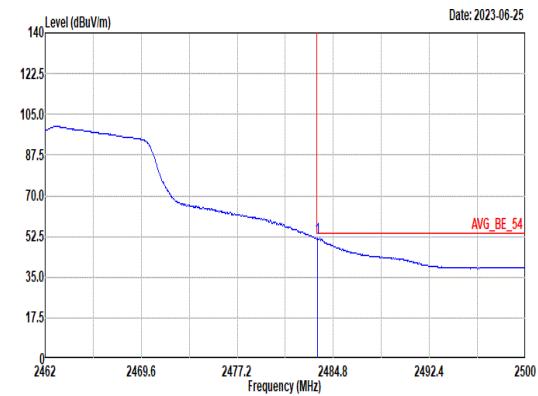
Limit	Read	Ant	Cable	Preamp	APos	TPos	Remark				
Freq	Level	Line	Margin	Level	Factor	Loss	Factor				
MHz	dBuV/m	dBuV/m	dB	dBuV	dB/m	dB	cm				
1	2483.66	71.40	74.00	-2.60	63.16	32.46	7.88	32.10	100	305	PEAK



Site : 03CH01-SZ
 Condition: PEAK_74 3m HF_ANT(3117)_22 HORIZONTAL
 : RBW:1000.000kHz VBW:3000.000kHz
 Mode : 14
 Setting : 6M Power setting 17
 Plane : X with Accessories
 : 358957940009706

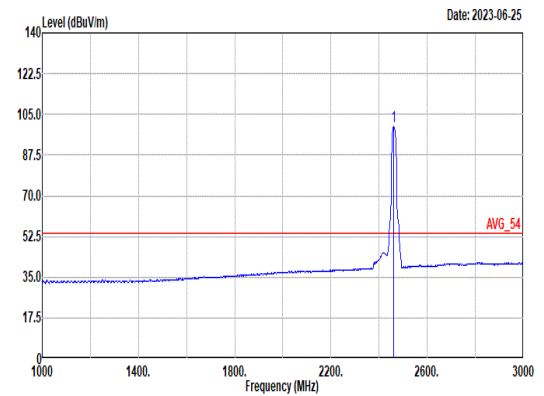
Limit	Read	Ant	Cable	Preamp	APos	TPos	Remark				
Freq	Level	Line	Margin	Level	Factor	Loss	Factor				
MHz	dBuV/m	dBuV/m	dB	dBuV	dB/m	dB	cm				
1	2462.00	109.05	-----	-----	100.88	32.41	7.85	32.09	100	305	PEAK

Avg



Site : 03CH01-SZ
 Condition: AVG_BE_54 3m HF_ANT(3117)_22 HORIZONTAL
 : RBW:1000.000kHz VBW:1.000kHz
 Mode : 14
 Setting : 6M Power setting 17
 Plane : X with Accessories
 : 358957940009706

Limit	Read	Ant	Cable	Preamp	APos	TPos	Remark				
Freq	Level	Line	Margin	Level	Factor	Loss	Factor				
MHz	dBuV/m	dBuV/m	dB	dBuV	dB/m	dB	cm				
1	2483.55	51.58	54.00	-2.42	43.34	32.46	7.88	32.10	100	305	AVERAGE



Site : 03CH01-SZ
 Condition: AVG_54 3m HF_ANT(3117)_22 HORIZONTAL
 : RBW:1000.000kHz VBW:1.000kHz
 Mode : 14
 Setting : 6M Power setting 17
 Plane : X with Accessories
 : 358957940009706

Limit	Read	Ant	Cable	Preamp	APos	TPos	Remark				
Freq	Level	Line	Margin	Level	Factor	Loss	Factor				
MHz	dBuV/m	dBuV/m	dB	dBuV	dB/m	dB	cm				
1	2462.00	99.98	-----	-----	91.81	32.41	7.85	32.09	100	305	AVERAGE



14

Mode

Band Edge

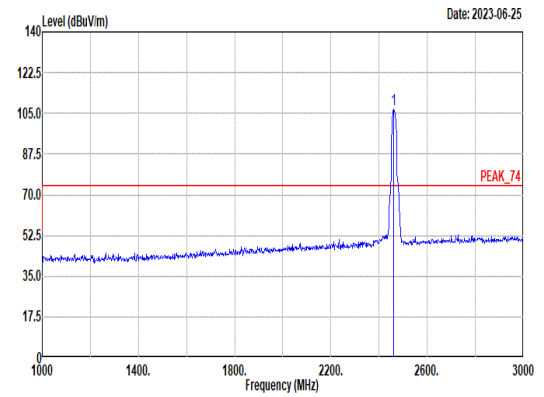
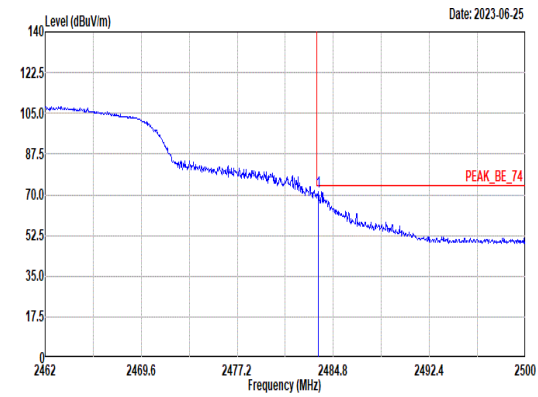
2400-2483.5_802.11g_CH11_2462MHz

Pol.

Vertical

Fundamental

Peak



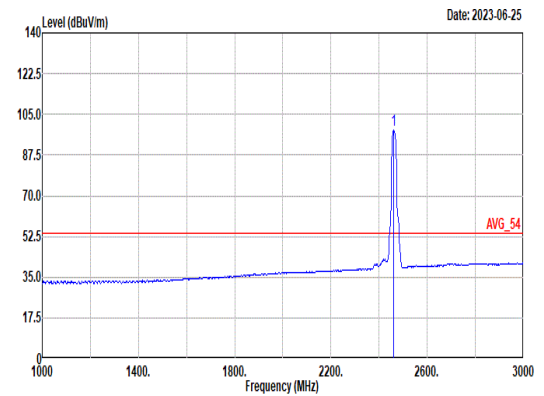
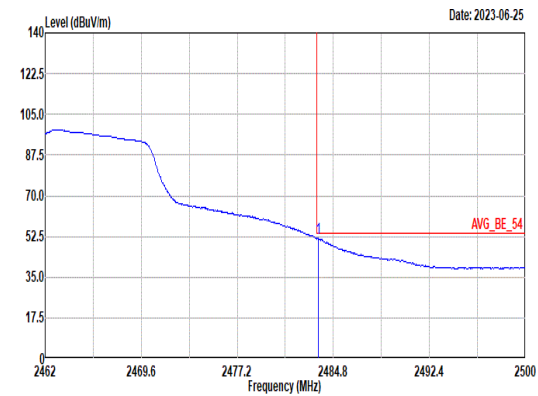
Site : 03CH01-SZ
 Condition: PEAK_BE_74 3m HF_ANT(3117)_22 VERTICAL
 : RBW:1000.000kHz VBW:3000.000kHz
 Mode : 14
 Setting : 6M Power setting 17
 Plane : X with Accessories
 : 358957940009706

Site : 03CH01-SZ
 Condition: PEAK_74 3m HF_ANT(3117)_22 VERTICAL
 : RBW:1000.000kHz VBW:3000.000kHz
 Mode : 14
 Setting : 6M Power setting 17
 Plane : X with Accessories
 : 358957940009706

Limit	Read	Ant	Cable	Preamp	APos	TPos	Remark				
Freq	Level	Line	Margin	Level	Factor	Loss	Factor				
MHz	dBuV/m	dBuV/m	dB	dBuV	dB/m	dB	cm				
1	2483.62	71.54	74.00	-2.46	63.30	32.46	7.88	32.10	363	275	PEAK

Limit	Read	Ant	Cable	Preamp	APos	TPos	Remark				
Freq	Level	Line	Margin	Level	Factor	Loss	Factor				
MHz	dBuV/m	dBuV/m	dB	dBuV	dB/m	dB	cm				
1	2462.00	106.81	-----	-----	98.64	32.41	7.85	32.09	363	275	PEAK

Avg



Site : 03CH01-SZ
 Condition: AVG_BE_54 3m HF_ANT(3117)_22 VERTICAL
 : RBW:1000.000kHz VBW:1.000kHz
 Mode : 14
 Setting : 6M Power setting 17
 Plane : X with Accessories
 : 358957940009706

Site : 03CH01-SZ
 Condition: AVG_54 3m HF_ANT(3117)_22 VERTICAL
 : RBW:1000.000kHz VBW:1.000kHz
 Mode : 14
 Setting : 6M Power setting 17
 Plane : X with Accessories
 : 358957940009706

Limit	Read	Ant	Cable	Preamp	APos	TPos	Remark				
Freq	Level	Line	Margin	Level	Factor	Loss	Factor				
MHz	dBuV/m	dBuV/m	dB	dBuV	dB/m	dB	cm				
1	2483.58	51.83	54.00	-2.17	43.59	32.46	7.88	32.10	363	275	AVERAGE

Limit	Read	Ant	Cable	Preamp	APos	TPos	Remark				
Freq	Level	Line	Margin	Level	Factor	Loss	Factor				
MHz	dBuV/m	dBuV/m	dB	dBuV	dB/m	dB	cm				
1	2462.00	98.41	-----	-----	90.22	32.42	7.86	32.09	363	275	AVERAGE



Mode	14																																																																																																	
	Harmonic																																																																																																	
	2400-2483.5_802.11g_CH11_2462MHz																																																																																																	
Pol.	Horizontal	Vertical																																																																																																
Peak Avg	<p>Site : 03CH01-SZ Condition: PEAK_74 3m HF_ANT(3117)_22 HORIZONTAL Mode : 14 IMEI : 358957940009706 Plane : X with Accessories : 6M Power setting 17</p> <table border="1"> <thead> <tr> <th>Limit</th> <th>Read</th> <th>Ant</th> <th>Cable</th> <th>Preamp</th> <th>Apos</th> <th>TPos</th> <th>Remark</th> </tr> <tr> <th>Freq</th> <th>Level</th> <th>Line</th> <th>Margin</th> <th>Level</th> <th>Factor</th> <th>Loss</th> <th>Factor</th> </tr> <tr> <th>MHz</th> <th>dBuV/m</th> <th>dBuV/m</th> <th>dB</th> <th>dBuV</th> <th>dB/m</th> <th>dB</th> <th>dB</th> </tr> </thead> <tbody> <tr> <td>1</td> <td>4924.00</td> <td>46.03</td> <td>74.00</td> <td>-27.97</td> <td>51.62</td> <td>34.87</td> <td>11.12</td> <td>51.58</td> <td>---</td> <td>---</td> <td>Peak</td> </tr> <tr> <td>2</td> <td>7386.00</td> <td>48.52</td> <td>74.00</td> <td>-25.48</td> <td>50.22</td> <td>36.35</td> <td>13.13</td> <td>51.18</td> <td>---</td> <td>---</td> <td>Peak</td> </tr> </tbody> </table>	Limit	Read	Ant	Cable	Preamp	Apos	TPos	Remark	Freq	Level	Line	Margin	Level	Factor	Loss	Factor	MHz	dBuV/m	dBuV/m	dB	dBuV	dB/m	dB	dB	1	4924.00	46.03	74.00	-27.97	51.62	34.87	11.12	51.58	---	---	Peak	2	7386.00	48.52	74.00	-25.48	50.22	36.35	13.13	51.18	---	---	Peak	<p>Site : 03CH01-SZ Condition: PEAK_74 3m HF_ANT(3117)_22 VERTICAL Mode : 14 IMEI : 358957940009706 Plane : X with Accessories : 6M Power setting 17</p> <table border="1"> <thead> <tr> <th>Limit</th> <th>Read</th> <th>Ant</th> <th>Cable</th> <th>Preamp</th> <th>Apos</th> <th>TPos</th> <th>Remark</th> </tr> <tr> <th>Freq</th> <th>Level</th> <th>Line</th> <th>Margin</th> <th>Level</th> <th>Factor</th> <th>Loss</th> <th>Factor</th> </tr> <tr> <th>MHz</th> <th>dBuV/m</th> <th>dBuV/m</th> <th>dB</th> <th>dBuV</th> <th>dB/m</th> <th>dB</th> <th>dB</th> </tr> </thead> <tbody> <tr> <td>1</td> <td>4924.00</td> <td>46.31</td> <td>74.00</td> <td>-27.69</td> <td>51.90</td> <td>34.87</td> <td>11.12</td> <td>51.58</td> <td>---</td> <td>---</td> <td>Peak</td> </tr> <tr> <td>2</td> <td>7386.00</td> <td>48.17</td> <td>74.00</td> <td>-25.83</td> <td>49.87</td> <td>36.35</td> <td>13.13</td> <td>51.18</td> <td>---</td> <td>---</td> <td>Peak</td> </tr> </tbody> </table>	Limit	Read	Ant	Cable	Preamp	Apos	TPos	Remark	Freq	Level	Line	Margin	Level	Factor	Loss	Factor	MHz	dBuV/m	dBuV/m	dB	dBuV	dB/m	dB	dB	1	4924.00	46.31	74.00	-27.69	51.90	34.87	11.12	51.58	---	---	Peak	2	7386.00	48.17	74.00	-25.83	49.87	36.35	13.13	51.18	---	---	Peak
	Limit	Read	Ant	Cable	Preamp	Apos	TPos	Remark																																																																																										
Freq	Level	Line	Margin	Level	Factor	Loss	Factor																																																																																											
MHz	dBuV/m	dBuV/m	dB	dBuV	dB/m	dB	dB																																																																																											
1	4924.00	46.03	74.00	-27.97	51.62	34.87	11.12	51.58	---	---	Peak																																																																																							
2	7386.00	48.52	74.00	-25.48	50.22	36.35	13.13	51.18	---	---	Peak																																																																																							
Limit	Read	Ant	Cable	Preamp	Apos	TPos	Remark																																																																																											
Freq	Level	Line	Margin	Level	Factor	Loss	Factor																																																																																											
MHz	dBuV/m	dBuV/m	dB	dBuV	dB/m	dB	dB																																																																																											
1	4924.00	46.31	74.00	-27.69	51.90	34.87	11.12	51.58	---	---	Peak																																																																																							
2	7386.00	48.17	74.00	-25.83	49.87	36.35	13.13	51.18	---	---	Peak																																																																																							



		15																																																								
Mode		Band Edge																																																								
		2400-2483.5_802.11n_HT20_CH01_2412MHz																																																								
Pol.		Horizontal	Fundamental																																																							
Peak	<p>Date: 2023-06-25</p> <p>Site : 03CH01-SZ Condition: PEAK_BE_74 3m HF_ANT(3117)_22 HORIZONTAL : RBW:1000.000kHz VBW:3000.000kHz Mode : 15 Setting : MCS0 Power setting 16 Plane : X with Accessories : 358957940009706</p> <table border="1"> <thead> <tr> <th>Limit</th> <th>Read</th> <th>Ant</th> <th>Cable Preamp</th> <th>APos</th> <th>TPos</th> <th>Remark</th> </tr> <tr> <th>Freq Level Line Margin</th> <th>Level Factor</th> <th>Loss Factor</th> <th></th> <th></th> <th></th> <th></th> </tr> <tr> <th>MHz dBuV/m dBuV/m</th> <th>dB</th> <th>dBuV</th> <th>dB/m</th> <th>dB</th> <th>cm</th> <th>deg</th> </tr> </thead> <tbody> <tr> <td>1 2389.66 66.96 74.00 -7.04</td> <td>59.02</td> <td>32.26</td> <td>7.76</td> <td>32.08</td> <td>100</td> <td>233 PEAK</td> </tr> </tbody> </table>	Limit	Read	Ant	Cable Preamp	APos	TPos	Remark	Freq Level Line Margin	Level Factor	Loss Factor					MHz dBuV/m dBuV/m	dB	dBuV	dB/m	dB	cm	deg	1 2389.66 66.96 74.00 -7.04	59.02	32.26	7.76	32.08	100	233 PEAK	<p>Date: 2023-06-25</p> <p>Site : 03CH01-SZ Condition: PEAK_74 3m HF_ANT(3117)_22 HORIZONTAL : RBW:1000.000kHz VBW:3000.000kHz Mode : 15 Setting : MCS0 Power setting 16 Plane : X with Accessories : 358957940009706</p> <table border="1"> <thead> <tr> <th>Limit</th> <th>Read</th> <th>Ant</th> <th>Cable Preamp</th> <th>APos</th> <th>TPos</th> <th>Remark</th> </tr> <tr> <th>Freq Level Line Margin</th> <th>Level Factor</th> <th>Loss Factor</th> <th></th> <th></th> <th></th> <th></th> </tr> <tr> <th>MHz dBuV/m dBuV/m</th> <th>dB</th> <th>dBuV</th> <th>dB/m</th> <th>dB</th> <th>cm</th> <th>deg</th> </tr> </thead> <tbody> <tr> <td>1 2412.00 106.70 -----</td> <td>98.66</td> <td>32.31</td> <td>7.81</td> <td>32.08</td> <td>100</td> <td>233 PEAK</td> </tr> </tbody> </table>	Limit	Read	Ant	Cable Preamp	APos	TPos	Remark	Freq Level Line Margin	Level Factor	Loss Factor					MHz dBuV/m dBuV/m	dB	dBuV	dB/m	dB	cm	deg	1 2412.00 106.70 -----	98.66	32.31	7.81	32.08	100	233 PEAK
	Limit	Read	Ant	Cable Preamp	APos	TPos	Remark																																																			
Freq Level Line Margin	Level Factor	Loss Factor																																																								
MHz dBuV/m dBuV/m	dB	dBuV	dB/m	dB	cm	deg																																																				
1 2389.66 66.96 74.00 -7.04	59.02	32.26	7.76	32.08	100	233 PEAK																																																				
Limit	Read	Ant	Cable Preamp	APos	TPos	Remark																																																				
Freq Level Line Margin	Level Factor	Loss Factor																																																								
MHz dBuV/m dBuV/m	dB	dBuV	dB/m	dB	cm	deg																																																				
1 2412.00 106.70 -----	98.66	32.31	7.81	32.08	100	233 PEAK																																																				
Avg	<p>Date: 2023-06-25</p> <p>Site : 03CH01-SZ Condition: AVG_BE_54 3m HF_ANT(3117)_22 HORIZONTAL : RBW:1000.000kHz VBW:1.000kHz Mode : 15 Setting : MCS0 Power setting 16 Plane : X with Accessories : 358957940009706</p> <table border="1"> <thead> <tr> <th>Limit</th> <th>Read</th> <th>Ant</th> <th>Cable Preamp</th> <th>APos</th> <th>TPos</th> <th>Remark</th> </tr> <tr> <th>Freq Level Line Margin</th> <th>Level Factor</th> <th>Loss Factor</th> <th></th> <th></th> <th></th> <th></th> </tr> <tr> <th>MHz dBuV/m dBuV/m</th> <th>dB</th> <th>dBuV</th> <th>dB/m</th> <th>dB</th> <th>cm</th> <th>deg</th> </tr> </thead> <tbody> <tr> <td>1 2389.97 48.44 54.00 -5.56</td> <td>40.50</td> <td>32.26</td> <td>7.76</td> <td>32.08</td> <td>100</td> <td>233 AVERAGE</td> </tr> </tbody> </table>	Limit	Read	Ant	Cable Preamp	APos	TPos	Remark	Freq Level Line Margin	Level Factor	Loss Factor					MHz dBuV/m dBuV/m	dB	dBuV	dB/m	dB	cm	deg	1 2389.97 48.44 54.00 -5.56	40.50	32.26	7.76	32.08	100	233 AVERAGE	<p>Date: 2023-06-25</p> <p>Site : 03CH01-SZ Condition: AVG_54 3m HF_ANT(3117)_22 HORIZONTAL : RBW:1000.000kHz VBW:1.000kHz Mode : 15 Setting : MCS0 Power setting 16 Plane : X with Accessories : 358957940009706</p> <table border="1"> <thead> <tr> <th>Limit</th> <th>Read</th> <th>Ant</th> <th>Cable Preamp</th> <th>APos</th> <th>TPos</th> <th>Remark</th> </tr> <tr> <th>Freq Level Line Margin</th> <th>Level Factor</th> <th>Loss Factor</th> <th></th> <th></th> <th></th> <th></th> </tr> <tr> <th>MHz dBuV/m dBuV/m</th> <th>dB</th> <th>dBuV</th> <th>dB/m</th> <th>dB</th> <th>cm</th> <th>deg</th> </tr> </thead> <tbody> <tr> <td>1 2412.00 97.58 -----</td> <td>89.54</td> <td>32.31</td> <td>7.81</td> <td>32.08</td> <td>100</td> <td>233 AVERAGE</td> </tr> </tbody> </table>	Limit	Read	Ant	Cable Preamp	APos	TPos	Remark	Freq Level Line Margin	Level Factor	Loss Factor					MHz dBuV/m dBuV/m	dB	dBuV	dB/m	dB	cm	deg	1 2412.00 97.58 -----	89.54	32.31	7.81	32.08	100	233 AVERAGE
Limit	Read	Ant	Cable Preamp	APos	TPos	Remark																																																				
Freq Level Line Margin	Level Factor	Loss Factor																																																								
MHz dBuV/m dBuV/m	dB	dBuV	dB/m	dB	cm	deg																																																				
1 2389.97 48.44 54.00 -5.56	40.50	32.26	7.76	32.08	100	233 AVERAGE																																																				
Limit	Read	Ant	Cable Preamp	APos	TPos	Remark																																																				
Freq Level Line Margin	Level Factor	Loss Factor																																																								
MHz dBuV/m dBuV/m	dB	dBuV	dB/m	dB	cm	deg																																																				
1 2412.00 97.58 -----	89.54	32.31	7.81	32.08	100	233 AVERAGE																																																				



		15																																																																								
Mode		Band Edge																																																																								
		2400-2483.5_802.11n_HT20_CH01_2412MHz																																																																								
Pol.	Vertical	Fundamental																																																																								
Peak	<p>Site : 03CH01-SZ Condition: PEAK_BE_74 3m HF_ANT(3117)_22 VERTICAL : RBW:1000.000kHz VBW:3000.000kHz Mode : 15 Setting : MCS0 Power setting 16 Plane : X with Accessories : 358957940009706</p> <table border="1"> <thead> <tr> <th>Limit</th> <th>Read</th> <th>Ant</th> <th>Cable Preamp</th> <th>APos</th> <th>TPos</th> <th>Remark</th> </tr> <tr> <th>Freq</th> <th>Level</th> <th>Line Margin</th> <th>Level Factor</th> <th>Loss Factor</th> <th></th> <th></th> </tr> <tr> <th>MHz</th> <th>dBuV/m</th> <th>dBuV/m</th> <th>dB</th> <th>dBuV</th> <th>dB/m</th> <th>dB</th> <th>cm</th> <th>deg</th> <th></th> </tr> </thead> <tbody> <tr> <td>1</td> <td>2389.76</td> <td>67.93</td> <td>74.00</td> <td>-6.07</td> <td>59.99</td> <td>32.26</td> <td>7.76</td> <td>32.08</td> <td>400</td> <td>295</td> <td>PEAK</td> </tr> </tbody> </table>	Limit	Read	Ant	Cable Preamp	APos	TPos	Remark	Freq	Level	Line Margin	Level Factor	Loss Factor			MHz	dBuV/m	dBuV/m	dB	dBuV	dB/m	dB	cm	deg		1	2389.76	67.93	74.00	-6.07	59.99	32.26	7.76	32.08	400	295	PEAK	<p>Site : 03CH01-SZ Condition: PEAK_74 3m HF_ANT(3117)_22 VERTICAL : RBW:1000.000kHz VBW:3000.000kHz Mode : 15 Setting : MCS0 Power setting 16 Plane : X with Accessories : 358957940009706</p> <table border="1"> <thead> <tr> <th>Limit</th> <th>Read</th> <th>Ant</th> <th>Cable Preamp</th> <th>APos</th> <th>TPos</th> <th>Remark</th> </tr> <tr> <th>Freq</th> <th>Level</th> <th>Line Margin</th> <th>Level Factor</th> <th>Loss Factor</th> <th></th> <th></th> </tr> <tr> <th>MHz</th> <th>dBuV/m</th> <th>dBuV/m</th> <th>dB</th> <th>dBuV</th> <th>dB/m</th> <th>dB</th> <th>cm</th> <th>deg</th> <th></th> </tr> </thead> <tbody> <tr> <td>1</td> <td>2412.00</td> <td>106.29</td> <td>-----</td> <td>-----</td> <td>98.25</td> <td>32.31</td> <td>7.81</td> <td>32.08</td> <td>400</td> <td>295</td> <td>PEAK</td> </tr> </tbody> </table>	Limit	Read	Ant	Cable Preamp	APos	TPos	Remark	Freq	Level	Line Margin	Level Factor	Loss Factor			MHz	dBuV/m	dBuV/m	dB	dBuV	dB/m	dB	cm	deg		1	2412.00	106.29	-----	-----	98.25	32.31	7.81	32.08	400	295	PEAK
	Limit	Read	Ant	Cable Preamp	APos	TPos	Remark																																																																			
Freq	Level	Line Margin	Level Factor	Loss Factor																																																																						
MHz	dBuV/m	dBuV/m	dB	dBuV	dB/m	dB	cm	deg																																																																		
1	2389.76	67.93	74.00	-6.07	59.99	32.26	7.76	32.08	400	295	PEAK																																																															
Limit	Read	Ant	Cable Preamp	APos	TPos	Remark																																																																				
Freq	Level	Line Margin	Level Factor	Loss Factor																																																																						
MHz	dBuV/m	dBuV/m	dB	dBuV	dB/m	dB	cm	deg																																																																		
1	2412.00	106.29	-----	-----	98.25	32.31	7.81	32.08	400	295	PEAK																																																															
Avg	<p>Site : 03CH01-SZ Condition: AVG_BE_54 3m HF_ANT(3117)_22 VERTICAL : RBW:1000.000kHz VBW:1.000kHz Mode : 15 Setting : MCS0 Power setting 16 Plane : X with Accessories : 358957940009706</p> <table border="1"> <thead> <tr> <th>Limit</th> <th>Read</th> <th>Ant</th> <th>Cable Preamp</th> <th>APos</th> <th>TPos</th> <th>Remark</th> </tr> <tr> <th>Freq</th> <th>Level</th> <th>Line Margin</th> <th>Level Factor</th> <th>Loss Factor</th> <th></th> <th></th> </tr> <tr> <th>MHz</th> <th>dBuV/m</th> <th>dBuV/m</th> <th>dB</th> <th>dBuV</th> <th>dB/m</th> <th>dB</th> <th>cm</th> <th>deg</th> <th></th> </tr> </thead> <tbody> <tr> <td>1</td> <td>2389.97</td> <td>49.22</td> <td>54.00</td> <td>-4.78</td> <td>41.28</td> <td>32.26</td> <td>7.76</td> <td>32.08</td> <td>400</td> <td>295</td> <td>AVERAGE</td> </tr> </tbody> </table>	Limit	Read	Ant	Cable Preamp	APos	TPos	Remark	Freq	Level	Line Margin	Level Factor	Loss Factor			MHz	dBuV/m	dBuV/m	dB	dBuV	dB/m	dB	cm	deg		1	2389.97	49.22	54.00	-4.78	41.28	32.26	7.76	32.08	400	295	AVERAGE	<p>Site : 03CH01-SZ Condition: AVG_54 3m HF_ANT(3117)_22 VERTICAL : RBW:1000.000kHz VBW:1.000kHz Mode : 15 Setting : MCS0 Power setting 16 Plane : X with Accessories : 358957940009706</p> <table border="1"> <thead> <tr> <th>Limit</th> <th>Read</th> <th>Ant</th> <th>Cable Preamp</th> <th>APos</th> <th>TPos</th> <th>Remark</th> </tr> <tr> <th>Freq</th> <th>Level</th> <th>Line Margin</th> <th>Level Factor</th> <th>Loss Factor</th> <th></th> <th></th> </tr> <tr> <th>MHz</th> <th>dBuV/m</th> <th>dBuV/m</th> <th>dB</th> <th>dBuV</th> <th>dB/m</th> <th>dB</th> <th>cm</th> <th>deg</th> <th></th> </tr> </thead> <tbody> <tr> <td>1</td> <td>2412.00</td> <td>97.14</td> <td>-----</td> <td>-----</td> <td>89.10</td> <td>32.31</td> <td>7.81</td> <td>32.08</td> <td>400</td> <td>295</td> <td>AVERAGE</td> </tr> </tbody> </table>	Limit	Read	Ant	Cable Preamp	APos	TPos	Remark	Freq	Level	Line Margin	Level Factor	Loss Factor			MHz	dBuV/m	dBuV/m	dB	dBuV	dB/m	dB	cm	deg		1	2412.00	97.14	-----	-----	89.10	32.31	7.81	32.08	400	295	AVERAGE
Limit	Read	Ant	Cable Preamp	APos	TPos	Remark																																																																				
Freq	Level	Line Margin	Level Factor	Loss Factor																																																																						
MHz	dBuV/m	dBuV/m	dB	dBuV	dB/m	dB	cm	deg																																																																		
1	2389.97	49.22	54.00	-4.78	41.28	32.26	7.76	32.08	400	295	AVERAGE																																																															
Limit	Read	Ant	Cable Preamp	APos	TPos	Remark																																																																				
Freq	Level	Line Margin	Level Factor	Loss Factor																																																																						
MHz	dBuV/m	dBuV/m	dB	dBuV	dB/m	dB	cm	deg																																																																		
1	2412.00	97.14	-----	-----	89.10	32.31	7.81	32.08	400	295	AVERAGE																																																															



Mode	15																																																																									
	Harmonic																																																																									
	2400-2483.5_802.11n_HT20_CH01_2412MHz																																																																									
Pol.	Horizontal	Vertical																																																																								
Peak Avg	<p>Site : 03CH01-SZ Condition: PEAK_74 3m HF_ANT(3117)_22 HORIZONTAL Mode : 15 IMEI : 358957940009706 Plane : X with Accessories : MCS0 Power setting 16</p> <table border="1"> <thead> <tr> <th>Limit</th> <th>Read</th> <th>Ant</th> <th>Cable</th> <th>Preamp</th> <th>APos</th> <th>TPos</th> <th>Remark</th> </tr> <tr> <th>Freq</th> <th>Level</th> <th>Line</th> <th>Margin</th> <th>Level</th> <th>Factor</th> <th>Loss</th> <th>Factor</th> </tr> <tr> <th>MHz</th> <th>dBuV/m</th> <th>dBuV/m</th> <th>dB</th> <th>dBuV</th> <th>dB/m</th> <th>dB</th> <th>dB</th> </tr> </thead> <tbody> <tr> <td>1</td> <td>4824.00</td> <td>44.52</td> <td>74.00</td> <td>-29.48</td> <td>50.19</td> <td>34.83</td> <td>11.08</td> <td>51.58</td> <td>---</td> <td>---</td> <td>Peak</td> </tr> </tbody> </table>	Limit	Read	Ant	Cable	Preamp	APos	TPos	Remark	Freq	Level	Line	Margin	Level	Factor	Loss	Factor	MHz	dBuV/m	dBuV/m	dB	dBuV	dB/m	dB	dB	1	4824.00	44.52	74.00	-29.48	50.19	34.83	11.08	51.58	---	---	Peak	<p>Site : 03CH01-SZ Condition: PEAK_74 3m HF_ANT(3117)_22 VERTICAL Mode : 15 IMEI : 358957940009706 Plane : X with Accessories : MCS0 Power setting 16</p> <table border="1"> <thead> <tr> <th>Limit</th> <th>Read</th> <th>Ant</th> <th>Cable</th> <th>Preamp</th> <th>APos</th> <th>TPos</th> <th>Remark</th> </tr> <tr> <th>Freq</th> <th>Level</th> <th>Line</th> <th>Margin</th> <th>Level</th> <th>Factor</th> <th>Loss</th> <th>Factor</th> </tr> <tr> <th>MHz</th> <th>dBuV/m</th> <th>dBuV/m</th> <th>dB</th> <th>dBuV</th> <th>dB/m</th> <th>dB</th> <th>dB</th> </tr> </thead> <tbody> <tr> <td>1</td> <td>4824.00</td> <td>45.10</td> <td>74.00</td> <td>-28.90</td> <td>50.77</td> <td>34.83</td> <td>11.08</td> <td>51.58</td> <td>---</td> <td>---</td> <td>Peak</td> </tr> </tbody> </table>	Limit	Read	Ant	Cable	Preamp	APos	TPos	Remark	Freq	Level	Line	Margin	Level	Factor	Loss	Factor	MHz	dBuV/m	dBuV/m	dB	dBuV	dB/m	dB	dB	1	4824.00	45.10	74.00	-28.90	50.77	34.83	11.08	51.58	---	---	Peak
	Limit	Read	Ant	Cable	Preamp	APos	TPos	Remark																																																																		
Freq	Level	Line	Margin	Level	Factor	Loss	Factor																																																																			
MHz	dBuV/m	dBuV/m	dB	dBuV	dB/m	dB	dB																																																																			
1	4824.00	44.52	74.00	-29.48	50.19	34.83	11.08	51.58	---	---	Peak																																																															
Limit	Read	Ant	Cable	Preamp	APos	TPos	Remark																																																																			
Freq	Level	Line	Margin	Level	Factor	Loss	Factor																																																																			
MHz	dBuV/m	dBuV/m	dB	dBuV	dB/m	dB	dB																																																																			
1	4824.00	45.10	74.00	-28.90	50.77	34.83	11.08	51.58	---	---	Peak																																																															



Mode	16																																																																																																	
	Harmonic																																																																																																	
	2400-2483.5_802.11n_HT20_CH06_2437MHz																																																																																																	
Pol.	Horizontal	Vertical																																																																																																
Peak Avg	<p>Site : 03CH01-SZ Condition: PEAK_74 3m HF_ANT(3117)_22 HORIZONTAL Mode : 16 IMEI : 358957940009706 Plane : X with Accessories : MCS0 Power setting 19</p> <table border="1"> <thead> <tr> <th>Limit</th> <th>Read</th> <th>Ant</th> <th>Cable</th> <th>Preamp</th> <th>APos</th> <th>TPos</th> <th>Remark</th> </tr> <tr> <th>Freq</th> <th>Level</th> <th>Line</th> <th>Margin</th> <th>Level</th> <th>Factor</th> <th>Loss</th> <th>Factor</th> </tr> <tr> <th>MHz</th> <th>dBuV/m</th> <th>dBuV/m</th> <th>dB</th> <th>dBuV</th> <th>dB/m</th> <th>dB</th> <th>dB</th> <th>cm</th> <th>deg</th> </tr> </thead> <tbody> <tr> <td>1</td> <td>4874.00</td> <td>45.69</td> <td>74.00</td> <td>-28.31</td> <td>51.32</td> <td>34.85</td> <td>11.10</td> <td>51.58</td> <td>---</td> <td>Peak</td> </tr> <tr> <td>2</td> <td>7311.00</td> <td>47.98</td> <td>74.00</td> <td>-26.02</td> <td>49.74</td> <td>36.32</td> <td>13.08</td> <td>51.16</td> <td>---</td> <td>Peak</td> </tr> </tbody> </table>	Limit	Read	Ant	Cable	Preamp	APos	TPos	Remark	Freq	Level	Line	Margin	Level	Factor	Loss	Factor	MHz	dBuV/m	dBuV/m	dB	dBuV	dB/m	dB	dB	cm	deg	1	4874.00	45.69	74.00	-28.31	51.32	34.85	11.10	51.58	---	Peak	2	7311.00	47.98	74.00	-26.02	49.74	36.32	13.08	51.16	---	Peak	<p>Site : 03CH01-SZ Condition: PEAK_74 3m HF_ANT(3117)_22 VERTICAL Mode : 16 IMEI : 358957940009706 Plane : X with Accessories : MCS0 Power setting 19</p> <table border="1"> <thead> <tr> <th>Limit</th> <th>Read</th> <th>Ant</th> <th>Cable</th> <th>Preamp</th> <th>APos</th> <th>TPos</th> <th>Remark</th> </tr> <tr> <th>Freq</th> <th>Level</th> <th>Line</th> <th>Margin</th> <th>Level</th> <th>Factor</th> <th>Loss</th> <th>Factor</th> </tr> <tr> <th>MHz</th> <th>dBuV/m</th> <th>dBuV/m</th> <th>dB</th> <th>dBuV</th> <th>dB/m</th> <th>dB</th> <th>dB</th> <th>cm</th> <th>deg</th> </tr> </thead> <tbody> <tr> <td>1</td> <td>4874.00</td> <td>45.27</td> <td>74.00</td> <td>-28.73</td> <td>50.90</td> <td>34.85</td> <td>11.10</td> <td>51.58</td> <td>---</td> <td>Peak</td> </tr> <tr> <td>2</td> <td>7311.00</td> <td>47.52</td> <td>74.00</td> <td>-26.48</td> <td>49.28</td> <td>36.32</td> <td>13.08</td> <td>51.16</td> <td>---</td> <td>Peak</td> </tr> </tbody> </table>	Limit	Read	Ant	Cable	Preamp	APos	TPos	Remark	Freq	Level	Line	Margin	Level	Factor	Loss	Factor	MHz	dBuV/m	dBuV/m	dB	dBuV	dB/m	dB	dB	cm	deg	1	4874.00	45.27	74.00	-28.73	50.90	34.85	11.10	51.58	---	Peak	2	7311.00	47.52	74.00	-26.48	49.28	36.32	13.08	51.16	---	Peak
	Limit	Read	Ant	Cable	Preamp	APos	TPos	Remark																																																																																										
Freq	Level	Line	Margin	Level	Factor	Loss	Factor																																																																																											
MHz	dBuV/m	dBuV/m	dB	dBuV	dB/m	dB	dB	cm	deg																																																																																									
1	4874.00	45.69	74.00	-28.31	51.32	34.85	11.10	51.58	---	Peak																																																																																								
2	7311.00	47.98	74.00	-26.02	49.74	36.32	13.08	51.16	---	Peak																																																																																								
Limit	Read	Ant	Cable	Preamp	APos	TPos	Remark																																																																																											
Freq	Level	Line	Margin	Level	Factor	Loss	Factor																																																																																											
MHz	dBuV/m	dBuV/m	dB	dBuV	dB/m	dB	dB	cm	deg																																																																																									
1	4874.00	45.27	74.00	-28.73	50.90	34.85	11.10	51.58	---	Peak																																																																																								
2	7311.00	47.52	74.00	-26.48	49.28	36.32	13.08	51.16	---	Peak																																																																																								



		17																																																																								
Mode		Band Edge																																																																								
		2400-2483.5_802.11n HT20_CH11_2462MHz																																																																								
Pol.	Horizontal	Fundamental																																																																								
Peak	<p>Date: 2023-06-27</p> <p>Site : 03CH01-SZ Condition: PEAK_BE_74 3m HF_ANT(3117)_22 HORIZONTAL : RBW:1000.000kHz VBW:3000.000kHz Mode : 17 Setting : MCS0 Power setting 15.5 Plane : X with Accessories : 358957940009706</p> <table border="1"> <thead> <tr> <th>Limit</th> <th>Read</th> <th>Ant</th> <th>Cable Preamp</th> <th>APos</th> <th>TPos</th> <th>Remark</th> </tr> <tr> <th>Freq</th> <th>Level</th> <th>Line Margin</th> <th>Level Factor</th> <th>Loss Factor</th> <th></th> <th></th> </tr> <tr> <th>MHz</th> <th>dBuV/m</th> <th>dBuV/m</th> <th>dB</th> <th>dBuV</th> <th>dB/m</th> <th>dB</th> <th>dB</th> <th>cm</th> <th>deg</th> <th>Remark</th> </tr> </thead> <tbody> <tr> <td>1</td> <td>2483.66</td> <td>66.73</td> <td>74.00</td> <td>-7.27</td> <td>58.49</td> <td>32.46</td> <td>7.88</td> <td>32.10</td> <td>100</td> <td>306 PEAK</td> </tr> </tbody> </table>	Limit	Read	Ant	Cable Preamp	APos	TPos	Remark	Freq	Level	Line Margin	Level Factor	Loss Factor			MHz	dBuV/m	dBuV/m	dB	dBuV	dB/m	dB	dB	cm	deg	Remark	1	2483.66	66.73	74.00	-7.27	58.49	32.46	7.88	32.10	100	306 PEAK	<p>Date: 2023-06-27</p> <p>Site : 03CH01-SZ Condition: PEAK_74 3m HF_ANT(3117)_22 HORIZONTAL : RBW:1000.000kHz VBW:3000.000kHz Mode : 17 Setting : MCS0 Power setting 15.5 Plane : X with Accessories : 358957940009706</p> <table border="1"> <thead> <tr> <th>Limit</th> <th>Read</th> <th>Ant</th> <th>Cable Preamp</th> <th>APos</th> <th>TPos</th> <th>Remark</th> </tr> <tr> <th>Freq</th> <th>Level</th> <th>Line Margin</th> <th>Level Factor</th> <th>Loss Factor</th> <th></th> <th></th> </tr> <tr> <th>MHz</th> <th>dBuV/m</th> <th>dBuV/m</th> <th>dB</th> <th>dBuV</th> <th>dB/m</th> <th>dB</th> <th>dB</th> <th>cm</th> <th>deg</th> <th>Remark</th> </tr> </thead> <tbody> <tr> <td>1</td> <td>2462.00</td> <td>103.51</td> <td>-----</td> <td>-----</td> <td>95.34</td> <td>32.41</td> <td>7.85</td> <td>32.09</td> <td>100</td> <td>306 PEAK</td> </tr> </tbody> </table>	Limit	Read	Ant	Cable Preamp	APos	TPos	Remark	Freq	Level	Line Margin	Level Factor	Loss Factor			MHz	dBuV/m	dBuV/m	dB	dBuV	dB/m	dB	dB	cm	deg	Remark	1	2462.00	103.51	-----	-----	95.34	32.41	7.85	32.09	100	306 PEAK
	Limit	Read	Ant	Cable Preamp	APos	TPos	Remark																																																																			
Freq	Level	Line Margin	Level Factor	Loss Factor																																																																						
MHz	dBuV/m	dBuV/m	dB	dBuV	dB/m	dB	dB	cm	deg	Remark																																																																
1	2483.66	66.73	74.00	-7.27	58.49	32.46	7.88	32.10	100	306 PEAK																																																																
Limit	Read	Ant	Cable Preamp	APos	TPos	Remark																																																																				
Freq	Level	Line Margin	Level Factor	Loss Factor																																																																						
MHz	dBuV/m	dBuV/m	dB	dBuV	dB/m	dB	dB	cm	deg	Remark																																																																
1	2462.00	103.51	-----	-----	95.34	32.41	7.85	32.09	100	306 PEAK																																																																
Avg	<p>Date: 2023-06-27</p> <p>Site : 03CH01-SZ Condition: PEAK_BE_74 3m HF_ANT(3117)_22 HORIZONTAL : RBW:1000.000kHz VBW:1.000kHz Mode : 17 Setting : MCS0 Power setting 15.5 Plane : X with Accessories : 358957940009706</p> <table border="1"> <thead> <tr> <th>Limit</th> <th>Read</th> <th>Ant</th> <th>Cable Preamp</th> <th>APos</th> <th>TPos</th> <th>Remark</th> </tr> <tr> <th>Freq</th> <th>Level</th> <th>Line Margin</th> <th>Level Factor</th> <th>Loss Factor</th> <th></th> <th></th> </tr> <tr> <th>MHz</th> <th>dBuV/m</th> <th>dBuV/m</th> <th>dB</th> <th>dBuV</th> <th>dB/m</th> <th>dB</th> <th>dB</th> <th>cm</th> <th>deg</th> <th>Remark</th> </tr> </thead> <tbody> <tr> <td>1</td> <td>2483.51</td> <td>50.04</td> <td>74.00</td> <td>-23.96</td> <td>41.80</td> <td>32.46</td> <td>7.88</td> <td>32.10</td> <td>100</td> <td>306 AVERAGE</td> </tr> </tbody> </table>	Limit	Read	Ant	Cable Preamp	APos	TPos	Remark	Freq	Level	Line Margin	Level Factor	Loss Factor			MHz	dBuV/m	dBuV/m	dB	dBuV	dB/m	dB	dB	cm	deg	Remark	1	2483.51	50.04	74.00	-23.96	41.80	32.46	7.88	32.10	100	306 AVERAGE	<p>Date: 2023-06-27</p> <p>Site : 03CH01-SZ Condition: AVG_54 3m HF_ANT(3117)_22 HORIZONTAL : RBW:1000.000kHz VBW:1.000kHz Mode : 17 Setting : MCS0 Power setting 15.5 Plane : X with Accessories : 358957940009706</p> <table border="1"> <thead> <tr> <th>Limit</th> <th>Read</th> <th>Ant</th> <th>Cable Preamp</th> <th>APos</th> <th>TPos</th> <th>Remark</th> </tr> <tr> <th>Freq</th> <th>Level</th> <th>Line Margin</th> <th>Level Factor</th> <th>Loss Factor</th> <th></th> <th></th> </tr> <tr> <th>MHz</th> <th>dBuV/m</th> <th>dBuV/m</th> <th>dB</th> <th>dBuV</th> <th>dB/m</th> <th>dB</th> <th>dB</th> <th>cm</th> <th>deg</th> <th>Remark</th> </tr> </thead> <tbody> <tr> <td>1</td> <td>2462.00</td> <td>96.45</td> <td>-----</td> <td>-----</td> <td>88.28</td> <td>32.41</td> <td>7.85</td> <td>32.09</td> <td>100</td> <td>306 AVERAGE</td> </tr> </tbody> </table>	Limit	Read	Ant	Cable Preamp	APos	TPos	Remark	Freq	Level	Line Margin	Level Factor	Loss Factor			MHz	dBuV/m	dBuV/m	dB	dBuV	dB/m	dB	dB	cm	deg	Remark	1	2462.00	96.45	-----	-----	88.28	32.41	7.85	32.09	100	306 AVERAGE
Limit	Read	Ant	Cable Preamp	APos	TPos	Remark																																																																				
Freq	Level	Line Margin	Level Factor	Loss Factor																																																																						
MHz	dBuV/m	dBuV/m	dB	dBuV	dB/m	dB	dB	cm	deg	Remark																																																																
1	2483.51	50.04	74.00	-23.96	41.80	32.46	7.88	32.10	100	306 AVERAGE																																																																
Limit	Read	Ant	Cable Preamp	APos	TPos	Remark																																																																				
Freq	Level	Line Margin	Level Factor	Loss Factor																																																																						
MHz	dBuV/m	dBuV/m	dB	dBuV	dB/m	dB	dB	cm	deg	Remark																																																																
1	2462.00	96.45	-----	-----	88.28	32.41	7.85	32.09	100	306 AVERAGE																																																																



17

Mode

Band Edge

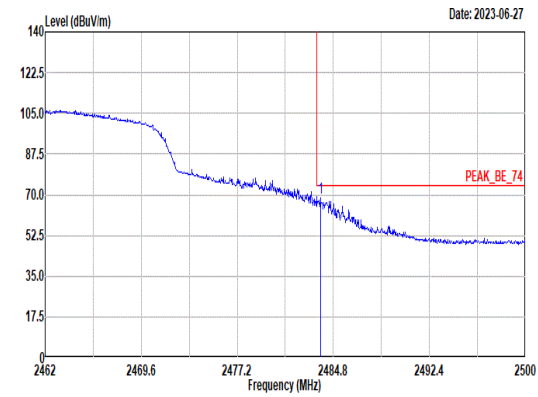
2400-2483.5_802.11n_HT20_CH11_2462MHz

Pol.

Vertical

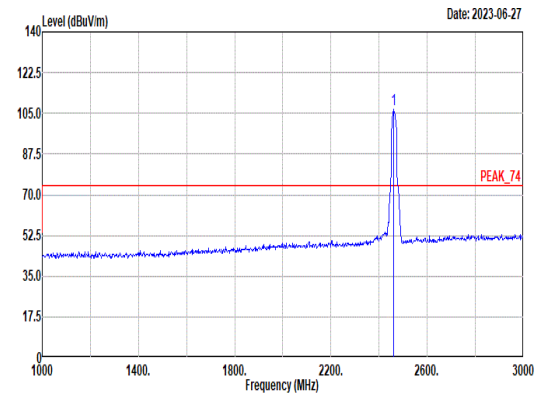
Fundamental

Peak



Site : 03CH01-SZ
 Condition: PEAK_BE_74 3m HF_ANT(3117)_22 VERTICAL
 : RBW:1000.000kHz VBW:3000.000kHz
 Mode : 17
 Setting : MCS0 Power setting 15.5
 Plane : X with Accessories
 : 358957940009706

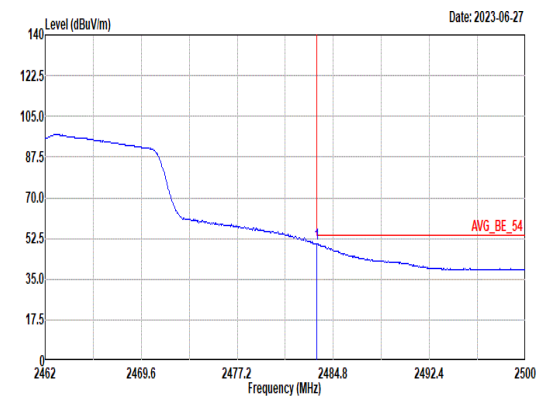
1	2483.77	68.70	74.00	-5.30	60.46	32.46	7.88	32.10	365	293	PEAK



Site : 03CH01-SZ
 Condition: PEAK_74 3m HF_ANT(3117)_22 VERTICAL
 : RBW:1000.000kHz VBW:3000.000kHz
 Mode : 17
 Setting : MCS0 Power setting 15.5
 Plane : X with Accessories
 : 358957940009706

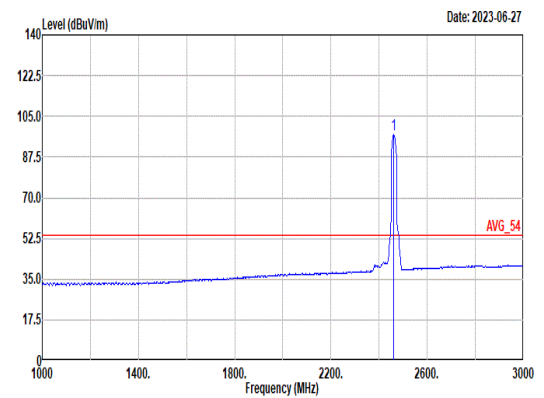
1	2462.00	106.46	-----	-----	98.27	32.42	7.86	32.09	365	293	PEAK

Avg



Site : 03CH01-SZ
 Condition: AVG_BE_54 3m HF_ANT(3117)_22 VERTICAL
 : RBW:1000.000kHz VBW:1.000kHz
 Mode : 17
 Setting : MCS0 Power setting 15.5
 Plane : X with Accessories
 : 358957940009706

1	2483.51	50.39	54.00	-3.61	42.15	32.46	7.88	32.10	365	293	AVERAGE



Site : 03CH01-SZ
 Condition: AVG_54 3m HF_ANT(3117)_22 VERTICAL
 : RBW:1000.000kHz VBW:1.000kHz
 Mode : 17
 Setting : MCS0 Power setting 15.5
 Plane : X with Accessories
 : 358957940009706

1	2462.00	97.22	-----	-----	89.03	32.42	7.86	32.09	365	293	AVERAGE



Mode	17																																																																																									
	Harmonic																																																																																									
	2400-2483.5_802.11n HT20_CH11_2462MHz																																																																																									
Pol.	Horizontal	Vertical																																																																																								
Peak Avg	<p>Site : 03CH01-SZ Condition: PEAK_74 3m HF_ANT(3117)_22 HORIZONTAL Mode : 17 IMEI : 358957940009706 Plane : X with Accessories MCS0 Power setting 15.5</p> <table border="1"> <thead> <tr> <th>Limit</th> <th>Read</th> <th>Ant</th> <th>Cable</th> <th>Preamp</th> <th>APos</th> <th>TPos</th> <th>Remark</th> </tr> <tr> <th>Freq</th> <th>Level</th> <th>Line</th> <th>Margin</th> <th>Level</th> <th>Factor</th> <th>Loss</th> <th>Factor</th> <th>dB</th> <th>dB</th> <th>cm</th> <th>deg</th> </tr> </thead> <tbody> <tr> <td>1</td> <td>4924.00</td> <td>44.54</td> <td>74.00</td> <td>-29.46</td> <td>50.13</td> <td>34.87</td> <td>11.12</td> <td>51.58</td> <td>---</td> <td>---</td> <td>Peak</td> </tr> <tr> <td>2</td> <td>7386.00</td> <td>47.97</td> <td>74.00</td> <td>-26.03</td> <td>49.67</td> <td>36.35</td> <td>13.13</td> <td>51.18</td> <td>---</td> <td>---</td> <td>Peak</td> </tr> </tbody> </table>	Limit	Read	Ant	Cable	Preamp	APos	TPos	Remark	Freq	Level	Line	Margin	Level	Factor	Loss	Factor	dB	dB	cm	deg	1	4924.00	44.54	74.00	-29.46	50.13	34.87	11.12	51.58	---	---	Peak	2	7386.00	47.97	74.00	-26.03	49.67	36.35	13.13	51.18	---	---	Peak	<p>Site : 03CH01-SZ Condition: PEAK_74 3m HF_ANT(3117)_22 VERTICAL Mode : 17 IMEI : 358957940009706 Plane : X with Accessories MCS0 Power setting 15.5</p> <table border="1"> <thead> <tr> <th>Limit</th> <th>Read</th> <th>Ant</th> <th>Cable</th> <th>Preamp</th> <th>APos</th> <th>TPos</th> <th>Remark</th> </tr> <tr> <th>Freq</th> <th>Level</th> <th>Line</th> <th>Margin</th> <th>Level</th> <th>Factor</th> <th>Loss</th> <th>Factor</th> <th>dB</th> <th>dB</th> <th>cm</th> <th>deg</th> </tr> </thead> <tbody> <tr> <td>1</td> <td>4924.00</td> <td>45.18</td> <td>74.00</td> <td>-28.82</td> <td>50.77</td> <td>34.87</td> <td>11.12</td> <td>51.58</td> <td>---</td> <td>---</td> <td>Peak</td> </tr> <tr> <td>2</td> <td>7386.00</td> <td>47.81</td> <td>74.00</td> <td>-26.19</td> <td>49.51</td> <td>36.35</td> <td>13.13</td> <td>51.18</td> <td>---</td> <td>---</td> <td>Peak</td> </tr> </tbody> </table>	Limit	Read	Ant	Cable	Preamp	APos	TPos	Remark	Freq	Level	Line	Margin	Level	Factor	Loss	Factor	dB	dB	cm	deg	1	4924.00	45.18	74.00	-28.82	50.77	34.87	11.12	51.58	---	---	Peak	2	7386.00	47.81	74.00	-26.19	49.51	36.35	13.13	51.18	---	---	Peak
	Limit	Read	Ant	Cable	Preamp	APos	TPos	Remark																																																																																		
Freq	Level	Line	Margin	Level	Factor	Loss	Factor	dB	dB	cm	deg																																																																															
1	4924.00	44.54	74.00	-29.46	50.13	34.87	11.12	51.58	---	---	Peak																																																																															
2	7386.00	47.97	74.00	-26.03	49.67	36.35	13.13	51.18	---	---	Peak																																																																															
Limit	Read	Ant	Cable	Preamp	APos	TPos	Remark																																																																																			
Freq	Level	Line	Margin	Level	Factor	Loss	Factor	dB	dB	cm	deg																																																																															
1	4924.00	45.18	74.00	-28.82	50.77	34.87	11.12	51.58	---	---	Peak																																																																															
2	7386.00	47.81	74.00	-26.19	49.51	36.35	13.13	51.18	---	---	Peak																																																																															



18

Mode

Band Edge - L

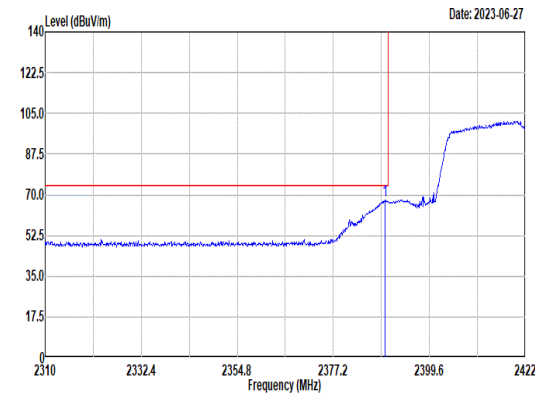
2400-2483.5_802.11n_HT40_CH03_2422MHz

Pol.

Horizontal

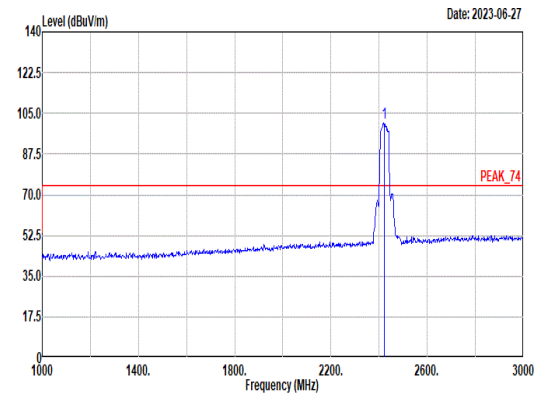
Fundamental

Peak



Site : 03CH01-SZ
 Condition: PEAK_BE_74 3m HF_ANT(3117)_22 HORIZONTAL
 : RBW:1000.000kHz VBW:3000.000kHz
 Mode : 18
 Setting : MCS0 Power setting 13
 Plane : X with Accessories
 : 358957940009706

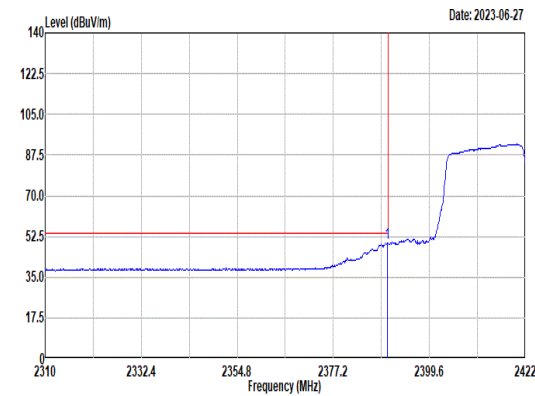
1	2389.30	67.37	74.00	-6.63	59.43	32.26	7.76	32.08	100	230	PEAK
MHz	dBuV/m	dBuV/m	dB	dBuV	dB/m	dB	dB	cm	deg		



Site : 03CH01-SZ
 Condition: PEAK_74 3m HF_ANT(3117)_22 HORIZONTAL
 : RBW:1000.000kHz VBW:3000.000kHz
 Mode : 18
 Setting : MCS0 Power setting 13
 Plane : X with Accessories
 : 358957940009706

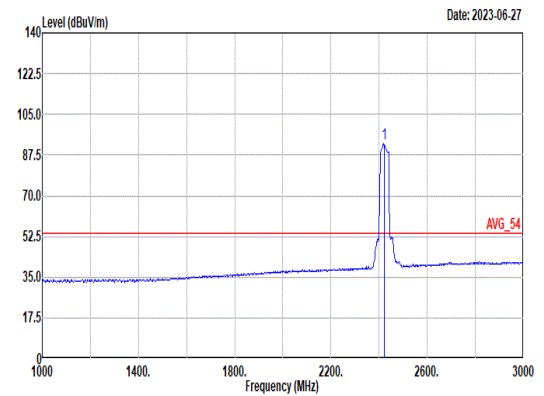
1	2422.00	100.96	-----	-----	92.90	32.32	7.82	32.08	100	230	PEAK
MHz	dBuV/m	dBuV/m	dB	dBuV	dB/m	dB	dB	cm	deg		

Avg



Site : 03CH01-SZ
 Condition: AVG_BE_54 3m HF_ANT(3117)_22 HORIZONTAL
 : RBW:1000.000kHz VBW:3.000kHz
 Mode : 18
 Setting : MCS0 Power setting 13
 Plane : X with Accessories
 : 358957940009706

1	2389.86	49.57	54.00	-4.43	41.63	32.26	7.76	32.08	100	230	AVERAGE
MHz	dBuV/m	dBuV/m	dB	dBuV	dB/m	dB	dB	cm	deg		



Site : 03CH01-SZ
 Condition: AVG_54 3m HF_ANT(3117)_22 HORIZONTAL
 : RBW:1000.000kHz VBW:3.000kHz
 Mode : 18
 Setting : MCS0 Power setting 13
 Plane : X with Accessories
 : 358957940009706

1	2422.00	92.44	-----	-----	84.38	32.32	7.82	32.08	100	230	AVERAGE
MHz	dBuV/m	dBuV/m	dB	dBuV	dB/m	dB	dB	cm	deg		



	18																																	
Mode	Band Edge - R																																	
	2400-2483.5_802.11n HT40_CH03_2422MHz																																	
Pol.	Horizontal	Fundamental																																
Peak	<p>Date: 2023-06-27</p> <p>Site : 03CH01-SZ Condition: PEAK_BE_74 3m HF_ANT(3117)_22 HORIZONTAL : RBW:1000.000kHz VBW:3000.000kHz Mode : 18 Setting : MCS0 Power setting 13 Plane : X with Accessories : 358957940009706</p> <table border="1"> <thead> <tr> <th>Limit</th> <th>Read</th> <th>Ant</th> <th>Cable</th> <th>Preamp</th> <th>APos</th> <th>TPos</th> <th>Remark</th> </tr> <tr> <th>Freq</th> <th>Level</th> <th>Line</th> <th>Margin</th> <th>Level</th> <th>Factor</th> <th>Loss</th> <th>Factor</th> </tr> <tr> <th>MHz</th> <th>dBuV/m</th> <th>dBuV/m</th> <th>dB</th> <th>dBuV</th> <th>dB/m</th> <th>dB</th> <th>dB</th> </tr> </thead> <tbody> <tr> <td>1 2483.70</td> <td>52.68</td> <td>74.00</td> <td>-21.32</td> <td>44.44</td> <td>32.46</td> <td>7.88</td> <td>32.10</td> </tr> </tbody> </table>	Limit	Read	Ant	Cable	Preamp	APos	TPos	Remark	Freq	Level	Line	Margin	Level	Factor	Loss	Factor	MHz	dBuV/m	dBuV/m	dB	dBuV	dB/m	dB	dB	1 2483.70	52.68	74.00	-21.32	44.44	32.46	7.88	32.10	Blank
Limit	Read	Ant	Cable	Preamp	APos	TPos	Remark																											
Freq	Level	Line	Margin	Level	Factor	Loss	Factor																											
MHz	dBuV/m	dBuV/m	dB	dBuV	dB/m	dB	dB																											
1 2483.70	52.68	74.00	-21.32	44.44	32.46	7.88	32.10																											
Avg	<p>Date: 2023-06-27</p> <p>Site : 03CH01-SZ Condition: AVG_BE_54 3m HF_ANT(3117)_22 HORIZONTAL : RBW:1000.000kHz VBW:3.000kHz Mode : 18 Setting : MCS0 Power setting 13 Plane : X with Accessories : 358957940009706</p> <table border="1"> <thead> <tr> <th>Limit</th> <th>Read</th> <th>Ant</th> <th>Cable</th> <th>Preamp</th> <th>APos</th> <th>TPos</th> <th>Remark</th> </tr> <tr> <th>Freq</th> <th>Level</th> <th>Line</th> <th>Margin</th> <th>Level</th> <th>Factor</th> <th>Loss</th> <th>Factor</th> </tr> <tr> <th>MHz</th> <th>dBuV/m</th> <th>dBuV/m</th> <th>dB</th> <th>dBuV</th> <th>dB/m</th> <th>dB</th> <th>dB</th> </tr> </thead> <tbody> <tr> <td>1 2483.54</td> <td>41.42</td> <td>54.00</td> <td>-12.58</td> <td>33.18</td> <td>32.46</td> <td>7.88</td> <td>32.10</td> </tr> </tbody> </table>	Limit	Read	Ant	Cable	Preamp	APos	TPos	Remark	Freq	Level	Line	Margin	Level	Factor	Loss	Factor	MHz	dBuV/m	dBuV/m	dB	dBuV	dB/m	dB	dB	1 2483.54	41.42	54.00	-12.58	33.18	32.46	7.88	32.10	Blank
Limit	Read	Ant	Cable	Preamp	APos	TPos	Remark																											
Freq	Level	Line	Margin	Level	Factor	Loss	Factor																											
MHz	dBuV/m	dBuV/m	dB	dBuV	dB/m	dB	dB																											
1 2483.54	41.42	54.00	-12.58	33.18	32.46	7.88	32.10																											



18

Mode

Band Edge - L

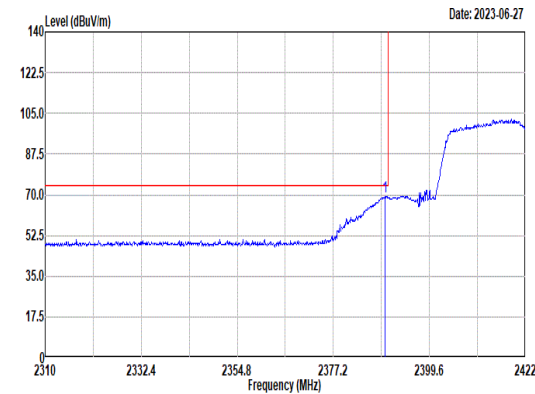
2400-2483.5_802.11n_HT40_CH03_2422MHz

Pol.

Vertical

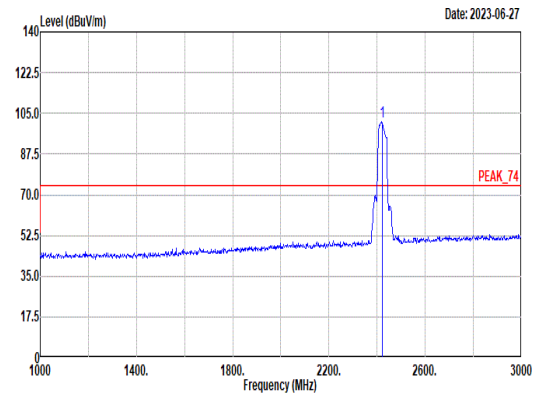
Fundamental

Peak



Site : 03CH01-SZ
 Condition: PEAK_BE_74 3m HF_ANT(3117)_22 VERTICAL
 : RBW:1000.000kHz VBW:3000.000kHz
 Mode : 18
 Setting : MCS0 Power setting 13
 Plane : X with Accessories
 : 358957940009706

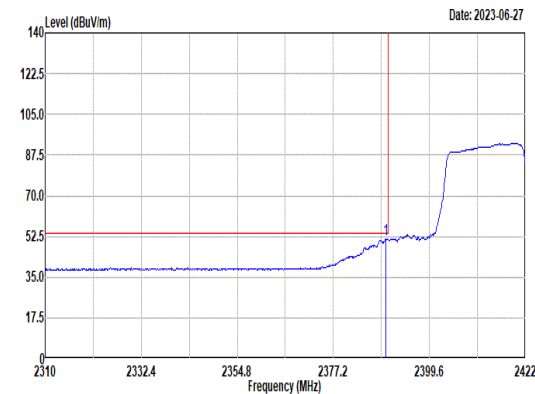
1	2389.30	69.05	74.00	-4.95	61.11	32.26	7.76	32.08	400	299	PEAK
MHz	dBuV/m	dBuV/m	dB	dBuV	dB/m	dB	dB	dB	cm	deg	



Site : 03CH01-SZ
 Condition: PEAK_74 3m HF_ANT(3117)_22 VERTICAL
 : RBW:1000.000kHz VBW:3000.000kHz
 Mode : 18
 Setting : MCS0 Power setting 13
 Plane : X with Accessories
 : 358957940009706

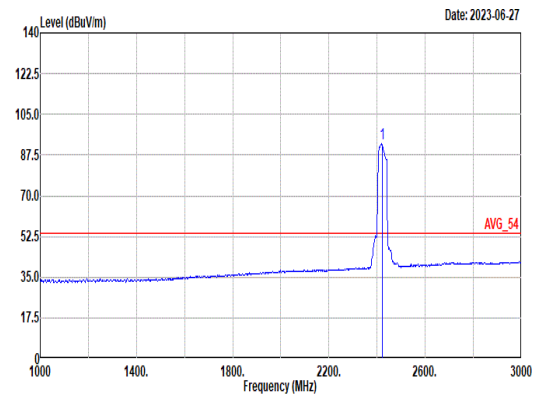
1	2422.00	101.54	-----	-----	93.48	32.32	7.82	32.08	400	299	PEAK
MHz	dBuV/m	dBuV/m	dB	dBuV	dB/m	dB	dB	dB	cm	deg	

Avg



Site : 03CH01-SZ
 Condition: AVG_BE_54 3m HF_ANT(3117)_22 VERTICAL
 : RBW:1000.000kHz VBW:3.000kHz
 Mode : 18
 Setting : MCS0 Power setting 13
 Plane : X with Accessories
 : 358957940009706

1	2389.41	51.39	54.00	-2.61	43.45	32.26	7.76	32.08	400	299	AVERAGE
MHz	dBuV/m	dBuV/m	dB	dBuV	dB/m	dB	dB	dB	cm	deg	



Site : 03CH01-SZ
 Condition: AVG_54 3m HF_ANT(3117)_22 VERTICAL
 : RBW:1000.000kHz VBW:3.000kHz
 Mode : 18
 Setting : MCS0 Power setting 13
 Plane : X with Accessories
 : 358957940009706

1	2422.00	92.30	-----	-----	84.24	32.32	7.82	32.08	400	299	AVERAGE
MHz	dBuV/m	dBuV/m	dB	dBuV	dB/m	dB	dB	dB	cm	deg	



		18																																				
Mode		Band Edge - R																																				
		2400-2483.5_802.11n HT40_CH03_2422MHz																																				
Pol.	Vertical	Fundamental																																				
Peak	<p>Date: 2023-06-27</p> <p>Site : 03CH01-SZ Condition: PEAK_BE_74 3m HF_ANT(3117)_22 VERTICAL : RBW:1000.000kHz VBW:3000.000kHz Mode : 18 Setting : MCS0 Power setting 13 Plane : X with Accessories : 358957940009706</p> <table border="1"> <thead> <tr> <th>Limit</th> <th>Read</th> <th>Ant</th> <th>Cable Preamp</th> <th>APos</th> <th>TPos</th> <th>Remark</th> </tr> <tr> <th>Freq</th> <th>Level</th> <th>Line Margin</th> <th>Level Factor</th> <th>Loss Factor</th> <th>cm</th> <th>deg</th> </tr> <tr> <th>MHz</th> <th>dBuV/m</th> <th>dBuV/m</th> <th>dB</th> <th>dBuV</th> <th>dB/m</th> <th>dB</th> <th>cm</th> <th>deg</th> </tr> </thead> <tbody> <tr> <td>1</td> <td>2484.63</td> <td>52.08</td> <td>74.00</td> <td>-21.92</td> <td>43.83</td> <td>32.47</td> <td>7.88</td> <td>32.10</td> <td>400</td> <td>299</td> <td>PEAK</td> </tr> </tbody> </table>	Limit	Read	Ant	Cable Preamp	APos	TPos	Remark	Freq	Level	Line Margin	Level Factor	Loss Factor	cm	deg	MHz	dBuV/m	dBuV/m	dB	dBuV	dB/m	dB	cm	deg	1	2484.63	52.08	74.00	-21.92	43.83	32.47	7.88	32.10	400	299	PEAK	Blank	
Limit	Read	Ant	Cable Preamp	APos	TPos	Remark																																
Freq	Level	Line Margin	Level Factor	Loss Factor	cm	deg																																
MHz	dBuV/m	dBuV/m	dB	dBuV	dB/m	dB	cm	deg																														
1	2484.63	52.08	74.00	-21.92	43.83	32.47	7.88	32.10	400	299	PEAK																											
Avg	<p>Date: 2023-06-27</p> <p>Site : 03CH01-SZ Condition: AVG_BE_54 3m HF_ANT(3117)_22 VERTICAL : RBW:1000.000kHz VBW:3.000kHz Mode : 18 Setting : MCS0 Power setting 13 Plane : X with Accessories : 358957940009706</p> <table border="1"> <thead> <tr> <th>Limit</th> <th>Read</th> <th>Ant</th> <th>Cable Preamp</th> <th>APos</th> <th>TPos</th> <th>Remark</th> </tr> <tr> <th>Freq</th> <th>Level</th> <th>Line Margin</th> <th>Level Factor</th> <th>Loss Factor</th> <th>cm</th> <th>deg</th> </tr> <tr> <th>MHz</th> <th>dBuV/m</th> <th>dBuV/m</th> <th>dB</th> <th>dBuV</th> <th>dB/m</th> <th>dB</th> </tr> </thead> <tbody> <tr> <td>1</td> <td>2483.85</td> <td>40.74</td> <td>54.00</td> <td>-13.26</td> <td>32.50</td> <td>32.46</td> <td>7.88</td> <td>32.10</td> <td>400</td> <td>299</td> <td>AVERAGE</td> </tr> </tbody> </table>	Limit	Read	Ant	Cable Preamp	APos	TPos	Remark	Freq	Level	Line Margin	Level Factor	Loss Factor	cm	deg	MHz	dBuV/m	dBuV/m	dB	dBuV	dB/m	dB	1	2483.85	40.74	54.00	-13.26	32.50	32.46	7.88	32.10	400	299	AVERAGE	Blank			
Limit	Read	Ant	Cable Preamp	APos	TPos	Remark																																
Freq	Level	Line Margin	Level Factor	Loss Factor	cm	deg																																
MHz	dBuV/m	dBuV/m	dB	dBuV	dB/m	dB																																
1	2483.85	40.74	54.00	-13.26	32.50	32.46	7.88	32.10	400	299	AVERAGE																											



Mode	18																																																																																																					
	Harmonic																																																																																																					
	2400-2483.5_802.11n HT40_CH03_2422MHz																																																																																																					
Pol.	Horizontal	Vertical																																																																																																				
Peak Avg	<p>Site : 03CH01-SZ Condition: PEAK_74 3m HF_ANT(3117)_22 HORIZONTAL Mode : 18 IMEI : 358957940009706 Plane : X with Accessories : MCS0 Power setting 13</p> <table border="1"> <thead> <tr> <th>Limit</th> <th>Read</th> <th>Ant</th> <th>Cable</th> <th>Preamp</th> <th>APos</th> <th>TPos</th> <th>Remark</th> </tr> <tr> <th>Freq</th> <th>Level</th> <th>Line</th> <th>Margin</th> <th>Level</th> <th>Factor</th> <th>Loss</th> <th>Factor</th> </tr> <tr> <th>MHz</th> <th>dBuV/m</th> <th>dBuV/m</th> <th>dB</th> <th>dBuV</th> <th>dB/m</th> <th>dB</th> <th>dB</th> <th>cm</th> <th>deg</th> </tr> </thead> <tbody> <tr> <td>1</td> <td>4844.00</td> <td>46.01</td> <td>74.00</td> <td>-27.99</td> <td>51.66</td> <td>34.84</td> <td>11.09</td> <td>51.58</td> <td>---</td> <td>---</td> <td>Peak</td> </tr> <tr> <td>2</td> <td>7266.00</td> <td>47.29</td> <td>74.00</td> <td>-26.71</td> <td>49.08</td> <td>36.31</td> <td>13.05</td> <td>51.15</td> <td>---</td> <td>---</td> <td>Peak</td> </tr> </tbody> </table>	Limit	Read	Ant	Cable	Preamp	APos	TPos	Remark	Freq	Level	Line	Margin	Level	Factor	Loss	Factor	MHz	dBuV/m	dBuV/m	dB	dBuV	dB/m	dB	dB	cm	deg	1	4844.00	46.01	74.00	-27.99	51.66	34.84	11.09	51.58	---	---	Peak	2	7266.00	47.29	74.00	-26.71	49.08	36.31	13.05	51.15	---	---	Peak	<p>Site : 03CH01-SZ Condition: PEAK_74 3m HF_ANT(3117)_22 VERTICAL Mode : 18 IMEI : 358957940009706 Plane : X with Accessories : MCS0 Power setting 13</p> <table border="1"> <thead> <tr> <th>Limit</th> <th>Read</th> <th>Ant</th> <th>Cable</th> <th>Preamp</th> <th>APos</th> <th>TPos</th> <th>Remark</th> </tr> <tr> <th>Freq</th> <th>Level</th> <th>Line</th> <th>Margin</th> <th>Level</th> <th>Factor</th> <th>Loss</th> <th>Factor</th> </tr> <tr> <th>MHz</th> <th>dBuV/m</th> <th>dBuV/m</th> <th>dB</th> <th>dBuV</th> <th>dB/m</th> <th>dB</th> <th>dB</th> <th>cm</th> <th>deg</th> </tr> </thead> <tbody> <tr> <td>1</td> <td>4844.00</td> <td>45.25</td> <td>74.00</td> <td>-28.75</td> <td>50.90</td> <td>34.84</td> <td>11.09</td> <td>51.58</td> <td>---</td> <td>---</td> <td>Peak</td> </tr> <tr> <td>2</td> <td>7266.00</td> <td>48.54</td> <td>74.00</td> <td>-25.46</td> <td>50.33</td> <td>36.31</td> <td>13.05</td> <td>51.15</td> <td>---</td> <td>---</td> <td>Peak</td> </tr> </tbody> </table>	Limit	Read	Ant	Cable	Preamp	APos	TPos	Remark	Freq	Level	Line	Margin	Level	Factor	Loss	Factor	MHz	dBuV/m	dBuV/m	dB	dBuV	dB/m	dB	dB	cm	deg	1	4844.00	45.25	74.00	-28.75	50.90	34.84	11.09	51.58	---	---	Peak	2	7266.00	48.54	74.00	-25.46	50.33	36.31	13.05	51.15	---	---	Peak
	Limit	Read	Ant	Cable	Preamp	APos	TPos	Remark																																																																																														
Freq	Level	Line	Margin	Level	Factor	Loss	Factor																																																																																															
MHz	dBuV/m	dBuV/m	dB	dBuV	dB/m	dB	dB	cm	deg																																																																																													
1	4844.00	46.01	74.00	-27.99	51.66	34.84	11.09	51.58	---	---	Peak																																																																																											
2	7266.00	47.29	74.00	-26.71	49.08	36.31	13.05	51.15	---	---	Peak																																																																																											
Limit	Read	Ant	Cable	Preamp	APos	TPos	Remark																																																																																															
Freq	Level	Line	Margin	Level	Factor	Loss	Factor																																																																																															
MHz	dBuV/m	dBuV/m	dB	dBuV	dB/m	dB	dB	cm	deg																																																																																													
1	4844.00	45.25	74.00	-28.75	50.90	34.84	11.09	51.58	---	---	Peak																																																																																											
2	7266.00	48.54	74.00	-25.46	50.33	36.31	13.05	51.15	---	---	Peak																																																																																											



19

Mode

Band Edge - L

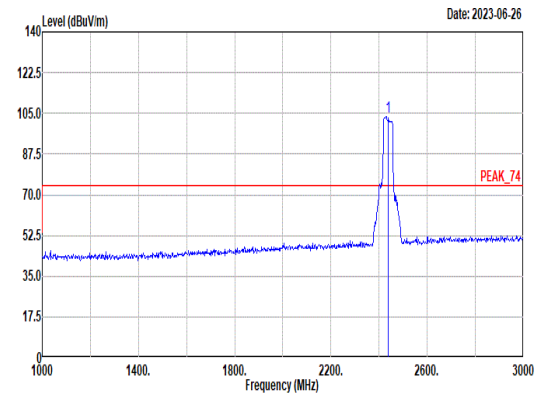
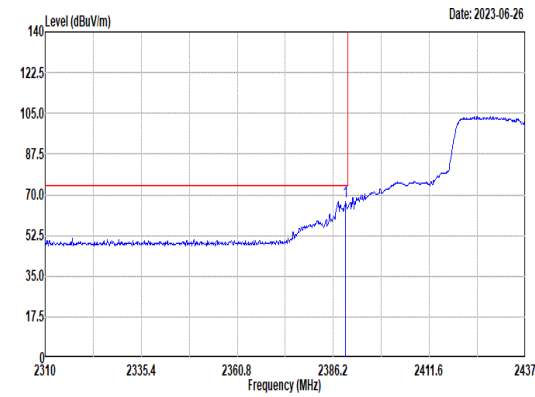
2400-2483.5_802.11n_HT40_CH06_2437MHz

Pol.

Horizontal

Fundamental

Peak



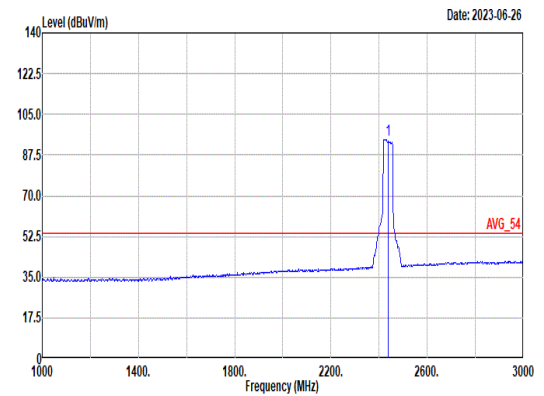
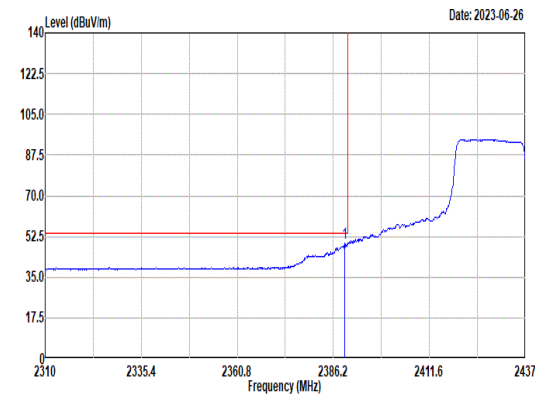
Site : 03CH01-SZ
 Condition: PEAK_BE_74 3m HF_ANT(3117)_22 HORIZONTAL
 : RBW:1000.000kHz VBW:3000.000kHz
 Mode : 19
 Setting : MCS0 Power setting 15
 Plane : X with Accessories
 : 358957940009706

Site : 03CH01-SZ
 Condition: PEAK_74 3m HF_ANT(3117)_22 HORIZONTAL
 : RBW:1000.000kHz VBW:3000.000kHz
 Mode : 19
 Setting : MCS0 Power setting 15
 Plane : X with Accessories
 : 358957940009706

1	MHz	Level	Limit	Line Margin	Read		Ant		Cable Preamp		APos	TPos	Remark
					dBuV/m	dBuV/m	dB	dBuV	dB/m	dB			
	2389.50	67.29	74.00	-6.71	59.35	32.26	7.76	32.08	100	225	PEAK		

1	MHz	Level	Limit	Line Margin	Read		Ant		Cable Preamp		APos	TPos	Remark
					dBuV/m	dBuV/m	dB	dBuV	dB/m	dB			
	2437.00	103.33	-----	-----	95.24	32.35	7.83	32.09	100	225	PEAK		

Avg



Site : 03CH01-SZ
 Condition: AVG_BE_54 3m HF_ANT(3117)_22 HORIZONTAL
 : RBW:1000.000kHz VBW:3.000kHz
 Mode : 19
 Setting : MCS0 Power setting 15
 Plane : X with Accessories
 : 358957940009706

Site : 03CH01-SZ
 Condition: AVG_54 3m HF_ANT(3117)_22 HORIZONTAL
 : RBW:1000.000kHz VBW:3.000kHz
 Mode : 19
 Setting : MCS0 Power setting 15
 Plane : X with Accessories
 : 358957940009706

1	MHz	Level	Limit	Line Margin	Read		Ant		Cable Preamp		APos	TPos	Remark
					dBuV/m	dBuV/m	dB	dBuV	dB/m	dB			
	2389.12	49.78	54.00	-4.22	41.84	32.26	7.76	32.08	100	225	AVERAGE		

1	MHz	Level	Limit	Line Margin	Read		Ant		Cable Preamp		APos	TPos	Remark
					dBuV/m	dBuV/m	dB	dBuV	dB/m	dB			
	2437.00	94.04	-----	-----	85.96	32.34	7.82	32.08	100	225	AVERAGE		



		19																																				
Mode	Band Edge - R																																					
	2400-2483.5_802.11n HT40_CH06_2437MHz																																					
Pol.	Horizontal	Fundamental																																				
Peak	<p style="text-align: right;">Date: 2023-06-26</p> <p>Site : 03CH01-SZ Condition: PEAK_BE_74 3m HF_ANT(3117)_22 HORIZONTAL : RBW:1000.000kHz VBW:3000.000kHz Mode : 19 Setting : MCS0 Power setting 15 Plane : X with Accessories : 358957940009706</p> <table border="1"> <thead> <tr> <th>Limit</th> <th>Read</th> <th>Ant</th> <th>Cable Preamp</th> <th>APos</th> <th>TPos</th> <th>Remark</th> </tr> <tr> <th>Freq</th> <th>Level</th> <th>Line Margin</th> <th>Level Factor</th> <th>Loss Factor</th> <th>cm</th> <th>deg</th> </tr> <tr> <th>MHz</th> <th>dBuV/m</th> <th>dBuV/m</th> <th>dB</th> <th>dBuV</th> <th>dB/m</th> <th>dB</th> <th>cm</th> <th>deg</th> </tr> </thead> <tbody> <tr> <td>1</td> <td>2483.56</td> <td>64.65</td> <td>74.00</td> <td>-9.35</td> <td>56.41</td> <td>32.46</td> <td>7.88</td> <td>32.10</td> <td>100</td> <td>225</td> <td>PEAK</td> </tr> </tbody> </table>		Limit	Read	Ant	Cable Preamp	APos	TPos	Remark	Freq	Level	Line Margin	Level Factor	Loss Factor	cm	deg	MHz	dBuV/m	dBuV/m	dB	dBuV	dB/m	dB	cm	deg	1	2483.56	64.65	74.00	-9.35	56.41	32.46	7.88	32.10	100	225	PEAK	Blank
Limit	Read	Ant	Cable Preamp	APos	TPos	Remark																																
Freq	Level	Line Margin	Level Factor	Loss Factor	cm	deg																																
MHz	dBuV/m	dBuV/m	dB	dBuV	dB/m	dB	cm	deg																														
1	2483.56	64.65	74.00	-9.35	56.41	32.46	7.88	32.10	100	225	PEAK																											
Avg	<p style="text-align: right;">Date: 2023-06-26</p> <p>Site : 03CH01-SZ Condition: AVG_BE_54 3m HF_ANT(3117)_22 HORIZONTAL : RBW:1000.000kHz VBW:3.000kHz Mode : 19 Setting : MCS0 Power setting 15 Plane : X with Accessories : 358957940009706</p> <table border="1"> <thead> <tr> <th>Limit</th> <th>Read</th> <th>Ant</th> <th>Cable Preamp</th> <th>APos</th> <th>TPos</th> <th>Remark</th> </tr> <tr> <th>Freq</th> <th>Level</th> <th>Line Margin</th> <th>Level Factor</th> <th>Loss Factor</th> <th>cm</th> <th>deg</th> </tr> <tr> <th>MHz</th> <th>dBuV/m</th> <th>dBuV/m</th> <th>dB</th> <th>dBuV</th> <th>dB/m</th> <th>dB</th> <th>cm</th> <th>deg</th> </tr> </thead> <tbody> <tr> <td>1</td> <td>2483.56</td> <td>47.25</td> <td>54.00</td> <td>-6.75</td> <td>39.01</td> <td>32.46</td> <td>7.88</td> <td>32.10</td> <td>100</td> <td>225</td> <td>AVERAGE</td> </tr> </tbody> </table>		Limit	Read	Ant	Cable Preamp	APos	TPos	Remark	Freq	Level	Line Margin	Level Factor	Loss Factor	cm	deg	MHz	dBuV/m	dBuV/m	dB	dBuV	dB/m	dB	cm	deg	1	2483.56	47.25	54.00	-6.75	39.01	32.46	7.88	32.10	100	225	AVERAGE	Blank
Limit	Read	Ant	Cable Preamp	APos	TPos	Remark																																
Freq	Level	Line Margin	Level Factor	Loss Factor	cm	deg																																
MHz	dBuV/m	dBuV/m	dB	dBuV	dB/m	dB	cm	deg																														
1	2483.56	47.25	54.00	-6.75	39.01	32.46	7.88	32.10	100	225	AVERAGE																											



19

Mode

Band Edge - L

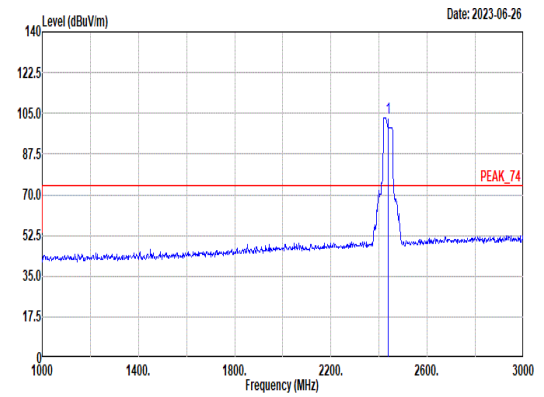
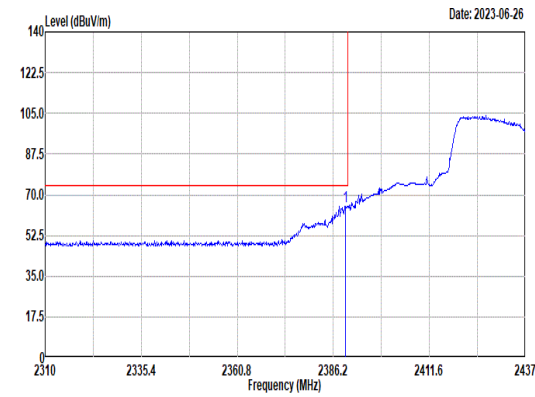
2400-2483.5_802.11n_HT40_CH06_2437MHz

Pol.

Vertical

Fundamental

Peak



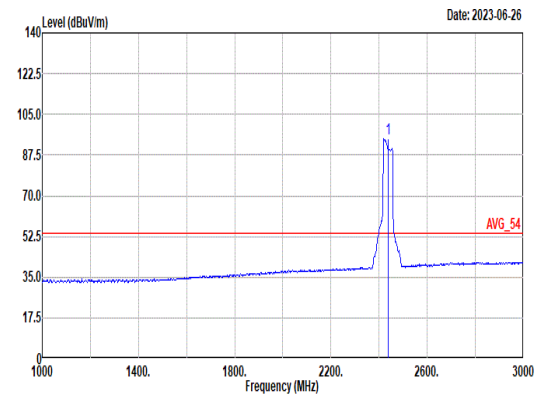
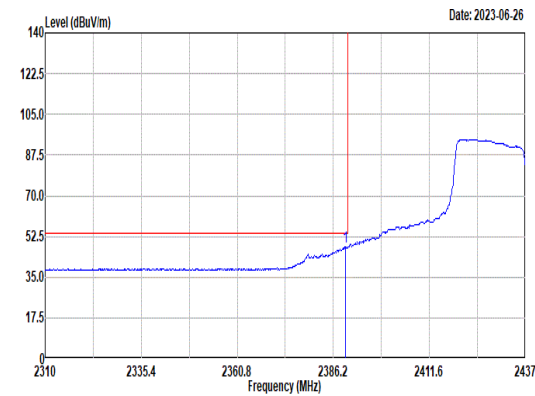
Site : 03CH01-SZ
 Condition: PEAK_BE_74 3m HF_ANT(3117)_22 VERTICAL
 : RBW:1000.000kHz VBW:3000.000kHz
 Mode : 19
 Setting : MCS0 Power setting 15
 Plane : X with Accessories
 : 358957940009706

Site : 03CH01-SZ
 Condition: PEAK_74 3m HF_ANT(3117)_22 VERTICAL
 : RBW:1000.000kHz VBW:3000.000kHz
 Mode : 19
 Setting : MCS0 Power setting 15
 Plane : X with Accessories
 : 358957940009706

Limit	Read	Ant	Cable	Apos	Tpos	Remark					
Freq	Level	Line	Margin	Level	Factor	Loss	Factor	Apos	Tpos	Remark	
MHz	dBuV/m	dBuV/m	dB	dBuV	dB/m	dB	dB	cm	deg		
1	2389.38	65.10	74.00	-8.90	57.16	32.26	7.76	32.08	349	290	PEAK

Limit	Read	Ant	Cable	Apos	Tpos	Remark					
Freq	Level	Line	Margin	Level	Factor	Loss	Factor	Apos	Tpos	Remark	
MHz	dBuV/m	dBuV/m	dB	dBuV	dB/m	dB	dB	cm	deg		
1	2437.00	103.23	-----	-----	95.16	32.33	7.82	32.08	349	290	PEAK

Avg



Site : 03CH01-SZ
 Condition: AVG_BE_54 3m HF_ANT(3117)_22 VERTICAL
 : RBW:1000.000kHz VBW:3.000kHz
 Mode : 19
 Setting : MCS0 Power setting 15
 Plane : X with Accessories
 : 358957940009706

Site : 03CH01-SZ
 Condition: AVG_54 3m HF_ANT(3117)_22 VERTICAL
 : RBW:1000.000kHz VBW:3.000kHz
 Mode : 19
 Setting : MCS0 Power setting 15
 Plane : X with Accessories
 : 358957940009706

Limit	Read	Ant	Cable	Apos	Tpos	Remark					
Freq	Level	Line	Margin	Level	Factor	Loss	Factor	Apos	Tpos	Remark	
MHz	dBuV/m	dBuV/m	dB	dBuV	dB/m	dB	dB	cm	deg		
1	2389.38	48.33	54.00	-5.67	40.39	32.26	7.76	32.08	349	290	AVERAGE

Limit	Read	Ant	Cable	Apos	Tpos	Remark					
Freq	Level	Line	Margin	Level	Factor	Loss	Factor	Apos	Tpos	Remark	
MHz	dBuV/m	dBuV/m	dB	dBuV	dB/m	dB	dB	cm	deg		
1	2437.00	94.39	-----	-----	86.33	32.32	7.82	32.08	349	290	AVERAGE



		19																																				
Mode		Band Edge - R																																				
		2400-2483.5_802.11n HT40_CH06_2437MHz																																				
Pol.	Vertical	Fundamental																																				
Peak	<p>Date: 2023-06-26</p> <p>Site : 03CH01-SZ Condition: PEAK_BE_74 3m HF_ANT(3117)_22 VERTICAL : RBW:1000.000kHz VBW:3000.000kHz Mode : 19 Setting : MCS0 Power setting 15 Plane : X with Accessories : 358957940009706</p> <table border="1"> <thead> <tr> <th>Limit</th> <th>Read</th> <th>Ant</th> <th>Cable Preamp</th> <th>APos</th> <th>TPos</th> <th>Remark</th> </tr> <tr> <th>Freq</th> <th>Level</th> <th>Line Margin</th> <th>Level Factor</th> <th>Loss Factor</th> <th>cm</th> <th>deg</th> </tr> <tr> <th>MHz</th> <th>dBuV/m</th> <th>dBuV/m</th> <th>dB</th> <th>dBuV</th> <th>dB/m</th> <th>dB</th> <th>cm</th> <th>deg</th> </tr> </thead> <tbody> <tr> <td>1</td> <td>2484.38</td> <td>63.78</td> <td>74.00</td> <td>-10.22</td> <td>55.53</td> <td>32.47</td> <td>7.88</td> <td>32.10</td> <td>349</td> <td>290</td> <td>PEAK</td> </tr> </tbody> </table>	Limit	Read	Ant	Cable Preamp	APos	TPos	Remark	Freq	Level	Line Margin	Level Factor	Loss Factor	cm	deg	MHz	dBuV/m	dBuV/m	dB	dBuV	dB/m	dB	cm	deg	1	2484.38	63.78	74.00	-10.22	55.53	32.47	7.88	32.10	349	290	PEAK	Blank	
Limit	Read	Ant	Cable Preamp	APos	TPos	Remark																																
Freq	Level	Line Margin	Level Factor	Loss Factor	cm	deg																																
MHz	dBuV/m	dBuV/m	dB	dBuV	dB/m	dB	cm	deg																														
1	2484.38	63.78	74.00	-10.22	55.53	32.47	7.88	32.10	349	290	PEAK																											
Avg	<p>Date: 2023-06-26</p> <p>Site : 03CH01-SZ Condition: AVG_BE_54 3m HF_ANT(3117)_22 VERTICAL : RBW:1000.000kHz VBW:3.000kHz Mode : 19 Setting : MCS0 Power setting 15 Plane : X with Accessories : 358957940009706</p> <table border="1"> <thead> <tr> <th>Limit</th> <th>Read</th> <th>Ant</th> <th>Cable Preamp</th> <th>APos</th> <th>TPos</th> <th>Remark</th> </tr> <tr> <th>Freq</th> <th>Level</th> <th>Line Margin</th> <th>Level Factor</th> <th>Loss Factor</th> <th>cm</th> <th>deg</th> </tr> <tr> <th>MHz</th> <th>dBuV/m</th> <th>dBuV/m</th> <th>dB</th> <th>dBuV</th> <th>dB/m</th> <th>dB</th> <th>cm</th> <th>deg</th> </tr> </thead> <tbody> <tr> <td>1</td> <td>2483.87</td> <td>46.09</td> <td>54.00</td> <td>-7.91</td> <td>37.85</td> <td>32.46</td> <td>7.88</td> <td>32.10</td> <td>349</td> <td>290</td> <td>AVERAGE</td> </tr> </tbody> </table>	Limit	Read	Ant	Cable Preamp	APos	TPos	Remark	Freq	Level	Line Margin	Level Factor	Loss Factor	cm	deg	MHz	dBuV/m	dBuV/m	dB	dBuV	dB/m	dB	cm	deg	1	2483.87	46.09	54.00	-7.91	37.85	32.46	7.88	32.10	349	290	AVERAGE	Blank	
Limit	Read	Ant	Cable Preamp	APos	TPos	Remark																																
Freq	Level	Line Margin	Level Factor	Loss Factor	cm	deg																																
MHz	dBuV/m	dBuV/m	dB	dBuV	dB/m	dB	cm	deg																														
1	2483.87	46.09	54.00	-7.91	37.85	32.46	7.88	32.10	349	290	AVERAGE																											



		19																																																																																																										
Mode		Harmonic																																																																																																										
		2400-2483.5_802.11n_HT40_CH06_2437MHz																																																																																																										
Pol.		Horizontal	Vertical																																																																																																									
Peak Avg	<p>Site : 03CH01-SZ Condition: PEAK_74 3m HF_ANT(3117)_22 HORIZONTAL Mode : 19 IMEI : 358957940009706 Plane : X with Accessories : MCS0 Power setting 15</p> <table border="1"> <thead> <tr> <th></th> <th>Limit</th> <th>Read</th> <th>Ant</th> <th>Cable</th> <th>Preamp</th> <th>Apos</th> <th>Tpos</th> <th></th> </tr> <tr> <th>Freq</th> <th>Level</th> <th>Line</th> <th>Margin</th> <th>Level</th> <th>Factor</th> <th>Loss</th> <th>Factor</th> <th>Remark</th> </tr> <tr> <th></th> <th>MHz</th> <th>dBuV/m</th> <th>dBuV/m</th> <th>dB</th> <th>dBuV</th> <th>dB/m</th> <th>dB</th> <th>dB</th> <th>cm</th> <th>deg</th> </tr> </thead> <tbody> <tr> <td>1</td> <td>4874.00</td> <td>46.38</td> <td>74.00</td> <td>-27.62</td> <td>52.01</td> <td>34.85</td> <td>11.10</td> <td>51.58</td> <td>---</td> <td>---</td> <td>Peak</td> </tr> <tr> <td>2</td> <td>7311.00</td> <td>48.12</td> <td>74.00</td> <td>-25.88</td> <td>49.88</td> <td>36.32</td> <td>13.08</td> <td>51.16</td> <td>---</td> <td>---</td> <td>Peak</td> </tr> </tbody> </table>		Limit	Read	Ant	Cable	Preamp	Apos	Tpos		Freq	Level	Line	Margin	Level	Factor	Loss	Factor	Remark		MHz	dBuV/m	dBuV/m	dB	dBuV	dB/m	dB	dB	cm	deg	1	4874.00	46.38	74.00	-27.62	52.01	34.85	11.10	51.58	---	---	Peak	2	7311.00	48.12	74.00	-25.88	49.88	36.32	13.08	51.16	---	---	Peak	<p>Site : 03CH01-SZ Condition: PEAK_74 3m HF_ANT(3117)_22 VERTICAL Mode : 19 IMEI : 358957940009706 Plane : X with Accessories : MCS0 Power setting 15</p> <table border="1"> <thead> <tr> <th></th> <th>Limit</th> <th>Read</th> <th>Ant</th> <th>Cable</th> <th>Preamp</th> <th>Apos</th> <th>Tpos</th> <th></th> </tr> <tr> <th>Freq</th> <th>Level</th> <th>Line</th> <th>Margin</th> <th>Level</th> <th>Factor</th> <th>Loss</th> <th>Factor</th> <th>Remark</th> </tr> <tr> <th></th> <th>MHz</th> <th>dBuV/m</th> <th>dBuV/m</th> <th>dB</th> <th>dBuV</th> <th>dB/m</th> <th>dB</th> <th>dB</th> <th>cm</th> <th>deg</th> </tr> </thead> <tbody> <tr> <td>1</td> <td>4874.00</td> <td>45.39</td> <td>74.00</td> <td>-28.61</td> <td>51.02</td> <td>34.85</td> <td>11.10</td> <td>51.58</td> <td>---</td> <td>---</td> <td>Peak</td> </tr> <tr> <td>2</td> <td>7311.00</td> <td>48.07</td> <td>74.00</td> <td>-25.93</td> <td>49.83</td> <td>36.32</td> <td>13.08</td> <td>51.16</td> <td>---</td> <td>---</td> <td>Peak</td> </tr> </tbody> </table>		Limit	Read	Ant	Cable	Preamp	Apos	Tpos		Freq	Level	Line	Margin	Level	Factor	Loss	Factor	Remark		MHz	dBuV/m	dBuV/m	dB	dBuV	dB/m	dB	dB	cm	deg	1	4874.00	45.39	74.00	-28.61	51.02	34.85	11.10	51.58	---	---	Peak	2	7311.00	48.07	74.00	-25.93	49.83	36.32	13.08	51.16	---	---	Peak
		Limit	Read	Ant	Cable	Preamp	Apos	Tpos																																																																																																				
Freq	Level	Line	Margin	Level	Factor	Loss	Factor	Remark																																																																																																				
	MHz	dBuV/m	dBuV/m	dB	dBuV	dB/m	dB	dB	cm	deg																																																																																																		
1	4874.00	46.38	74.00	-27.62	52.01	34.85	11.10	51.58	---	---	Peak																																																																																																	
2	7311.00	48.12	74.00	-25.88	49.88	36.32	13.08	51.16	---	---	Peak																																																																																																	
	Limit	Read	Ant	Cable	Preamp	Apos	Tpos																																																																																																					
Freq	Level	Line	Margin	Level	Factor	Loss	Factor	Remark																																																																																																				
	MHz	dBuV/m	dBuV/m	dB	dBuV	dB/m	dB	dB	cm	deg																																																																																																		
1	4874.00	45.39	74.00	-28.61	51.02	34.85	11.10	51.58	---	---	Peak																																																																																																	
2	7311.00	48.07	74.00	-25.93	49.83	36.32	13.08	51.16	---	---	Peak																																																																																																	



		20																																																																								
Mode		Band Edge - L																																																																								
		2400-2483.5_802.11n_HT40_CH09_2452MHz																																																																								
Pol.	Horizontal	Fundamental																																																																								
Peak	<p>Date: 2023-06-27</p> <p>Site : 03CH01-SZ Condition: PEAK_BE_74 3m HF_ANT(3117)_22 HORIZONTAL : RBW:1000.000kHz VBN:3000.000kHz Mode : 20 Setting : MCS0 Power setting 13 Plane : X with Accessories : 358957940009706</p> <table border="1"> <thead> <tr> <th>Limit</th> <th>Read</th> <th>Ant</th> <th>Cable Preamp</th> <th>APos</th> <th>TPos</th> <th>Remark</th> </tr> <tr> <th>Freq</th> <th>Level</th> <th>Line Margin</th> <th>Level Factor</th> <th>Loss Factor</th> <th></th> <th></th> </tr> <tr> <th>MHz</th> <th>dBuV/m</th> <th>dBuV/m</th> <th>dB</th> <th>dBuV</th> <th>dB/m</th> <th>dB</th> <th>cm</th> <th>deg</th> <th></th> </tr> </thead> <tbody> <tr> <td>1</td> <td>2389.80</td> <td>52.40</td> <td>74.00</td> <td>-21.60</td> <td>44.50</td> <td>32.24</td> <td>7.74</td> <td>32.08</td> <td>100</td> <td>315</td> <td>PEAK</td> </tr> </tbody> </table>	Limit	Read	Ant	Cable Preamp	APos	TPos	Remark	Freq	Level	Line Margin	Level Factor	Loss Factor			MHz	dBuV/m	dBuV/m	dB	dBuV	dB/m	dB	cm	deg		1	2389.80	52.40	74.00	-21.60	44.50	32.24	7.74	32.08	100	315	PEAK	<p>Date: 2023-06-27</p> <p>Site : 03CH01-SZ Condition: PEAK_74 3m HF_ANT(3117)_22 HORIZONTAL : RBW:1000.000kHz VBN:3000.000kHz Mode : 20 Setting : MCS0 Power setting 13 Plane : X with Accessories : 358957940009706</p> <table border="1"> <thead> <tr> <th>Limit</th> <th>Read</th> <th>Ant</th> <th>Cable Preamp</th> <th>APos</th> <th>TPos</th> <th>Remark</th> </tr> <tr> <th>Freq</th> <th>Level</th> <th>Line Margin</th> <th>Level Factor</th> <th>Loss Factor</th> <th></th> <th></th> </tr> <tr> <th>MHz</th> <th>dBuV/m</th> <th>dBuV/m</th> <th>dB</th> <th>dBuV</th> <th>dB/m</th> <th>dB</th> <th>cm</th> <th>deg</th> <th></th> </tr> </thead> <tbody> <tr> <td>1</td> <td>2452.00</td> <td>99.12</td> <td>-----</td> <td>-----</td> <td>90.95</td> <td>32.41</td> <td>7.85</td> <td>32.09</td> <td>100</td> <td>315</td> <td>PEAK</td> </tr> </tbody> </table>	Limit	Read	Ant	Cable Preamp	APos	TPos	Remark	Freq	Level	Line Margin	Level Factor	Loss Factor			MHz	dBuV/m	dBuV/m	dB	dBuV	dB/m	dB	cm	deg		1	2452.00	99.12	-----	-----	90.95	32.41	7.85	32.09	100	315	PEAK
	Limit	Read	Ant	Cable Preamp	APos	TPos	Remark																																																																			
Freq	Level	Line Margin	Level Factor	Loss Factor																																																																						
MHz	dBuV/m	dBuV/m	dB	dBuV	dB/m	dB	cm	deg																																																																		
1	2389.80	52.40	74.00	-21.60	44.50	32.24	7.74	32.08	100	315	PEAK																																																															
Limit	Read	Ant	Cable Preamp	APos	TPos	Remark																																																																				
Freq	Level	Line Margin	Level Factor	Loss Factor																																																																						
MHz	dBuV/m	dBuV/m	dB	dBuV	dB/m	dB	cm	deg																																																																		
1	2452.00	99.12	-----	-----	90.95	32.41	7.85	32.09	100	315	PEAK																																																															
Avg	<p>Date: 2023-06-27</p> <p>Site : 03CH01-SZ Condition: AVG_BE_54 3m HF_ANT(3117)_22 HORIZONTAL : RBW:1000.000kHz VBN:3.000kHz Mode : 20 Setting : MCS0 Power setting 13 Plane : X with Accessories : 358957940009706</p> <table border="1"> <thead> <tr> <th>Limit</th> <th>Read</th> <th>Ant</th> <th>Cable Preamp</th> <th>APos</th> <th>TPos</th> <th>Remark</th> </tr> <tr> <th>Freq</th> <th>Level</th> <th>Line Margin</th> <th>Level Factor</th> <th>Loss Factor</th> <th></th> <th></th> </tr> <tr> <th>MHz</th> <th>dBuV/m</th> <th>dBuV/m</th> <th>dB</th> <th>dBuV</th> <th>dB/m</th> <th>dB</th> <th>cm</th> <th>deg</th> <th></th> </tr> </thead> <tbody> <tr> <td>1</td> <td>2389.80</td> <td>41.00</td> <td>54.00</td> <td>-13.00</td> <td>33.06</td> <td>32.26</td> <td>7.76</td> <td>32.08</td> <td>100</td> <td>315</td> <td>AVERAGE</td> </tr> </tbody> </table>	Limit	Read	Ant	Cable Preamp	APos	TPos	Remark	Freq	Level	Line Margin	Level Factor	Loss Factor			MHz	dBuV/m	dBuV/m	dB	dBuV	dB/m	dB	cm	deg		1	2389.80	41.00	54.00	-13.00	33.06	32.26	7.76	32.08	100	315	AVERAGE	<p>Date: 2023-06-27</p> <p>Site : 03CH01-SZ Condition: AVG_54 3m HF_ANT(3117)_22 HORIZONTAL : RBW:1000.000kHz VBN:3.000kHz Mode : 20 Setting : MCS0 Power setting 13 Plane : X with Accessories : 358957940009706</p> <table border="1"> <thead> <tr> <th>Limit</th> <th>Read</th> <th>Ant</th> <th>Cable Preamp</th> <th>APos</th> <th>TPos</th> <th>Remark</th> </tr> <tr> <th>Freq</th> <th>Level</th> <th>Line Margin</th> <th>Level Factor</th> <th>Loss Factor</th> <th></th> <th></th> </tr> <tr> <th>MHz</th> <th>dBuV/m</th> <th>dBuV/m</th> <th>dB</th> <th>dBuV</th> <th>dB/m</th> <th>dB</th> <th>cm</th> <th>deg</th> <th></th> </tr> </thead> <tbody> <tr> <td>1</td> <td>2452.00</td> <td>90.01</td> <td>-----</td> <td>-----</td> <td>81.84</td> <td>32.41</td> <td>7.85</td> <td>32.09</td> <td>100</td> <td>315</td> <td>AVERAGE</td> </tr> </tbody> </table>	Limit	Read	Ant	Cable Preamp	APos	TPos	Remark	Freq	Level	Line Margin	Level Factor	Loss Factor			MHz	dBuV/m	dBuV/m	dB	dBuV	dB/m	dB	cm	deg		1	2452.00	90.01	-----	-----	81.84	32.41	7.85	32.09	100	315	AVERAGE
Limit	Read	Ant	Cable Preamp	APos	TPos	Remark																																																																				
Freq	Level	Line Margin	Level Factor	Loss Factor																																																																						
MHz	dBuV/m	dBuV/m	dB	dBuV	dB/m	dB	cm	deg																																																																		
1	2389.80	41.00	54.00	-13.00	33.06	32.26	7.76	32.08	100	315	AVERAGE																																																															
Limit	Read	Ant	Cable Preamp	APos	TPos	Remark																																																																				
Freq	Level	Line Margin	Level Factor	Loss Factor																																																																						
MHz	dBuV/m	dBuV/m	dB	dBuV	dB/m	dB	cm	deg																																																																		
1	2452.00	90.01	-----	-----	81.84	32.41	7.85	32.09	100	315	AVERAGE																																																															



Mode	20																													
	Band Edge - R																													
	2400-2483.5_802.11n HT40_CH09_2452MHz																													
Pol.	Horizontal	Fundamental																												
Peak	<p>Date: 2023-06-27</p> <p>Site : 03CH01-SZ Condition: PEAK_BE_74 3m HF_ANT(3117)_22 HORIZONTAL : RBW:1000.000kHz VBW:3000.000kHz Mode : 20 Setting : MCS0 Power setting 13 Plane : X with Accessories : 358957940009706</p> <table border="1"> <thead> <tr> <th>Limit</th> <th>Read</th> <th>Ant</th> <th>Cable Preamp</th> <th>APos</th> <th>TPos</th> <th>Remark</th> </tr> <tr> <th>Freq</th> <th>Level</th> <th>Line Margin</th> <th>Level</th> <th>Factor</th> <th>Loss Factor</th> <th></th> </tr> <tr> <th>MHz</th> <th>dBuV/m</th> <th>dBuV/m</th> <th>dB</th> <th>dBuV</th> <th>dB/m</th> <th>dB</th> </tr> </thead> <tbody> <tr> <td>1 2483.92</td> <td>66.82</td> <td>74.00</td> <td>-7.18</td> <td>58.58</td> <td>32.46</td> <td>7.88 32.10 100 315 PEAK</td> </tr> </tbody> </table>	Limit	Read	Ant	Cable Preamp	APos	TPos	Remark	Freq	Level	Line Margin	Level	Factor	Loss Factor		MHz	dBuV/m	dBuV/m	dB	dBuV	dB/m	dB	1 2483.92	66.82	74.00	-7.18	58.58	32.46	7.88 32.10 100 315 PEAK	Blank
Limit	Read	Ant	Cable Preamp	APos	TPos	Remark																								
Freq	Level	Line Margin	Level	Factor	Loss Factor																									
MHz	dBuV/m	dBuV/m	dB	dBuV	dB/m	dB																								
1 2483.92	66.82	74.00	-7.18	58.58	32.46	7.88 32.10 100 315 PEAK																								
Avg	<p>Date: 2023-06-27</p> <p>Site : 03CH01-SZ Condition: AVG_BE_54 3m HF_ANT(3117)_22 HORIZONTAL : RBW:1000.000kHz VBW:3.000kHz Mode : 20 Setting : MCS0 Power setting 13 Plane : X with Accessories : 358957940009706</p> <table border="1"> <thead> <tr> <th>Limit</th> <th>Read</th> <th>Ant</th> <th>Cable Preamp</th> <th>APos</th> <th>TPos</th> <th>Remark</th> </tr> <tr> <th>Freq</th> <th>Level</th> <th>Line Margin</th> <th>Level</th> <th>Factor</th> <th>Loss Factor</th> <th></th> </tr> <tr> <th>MHz</th> <th>dBuV/m</th> <th>dBuV/m</th> <th>dB</th> <th>dBuV</th> <th>dB/m</th> <th>dB</th> </tr> </thead> <tbody> <tr> <td>1 2484.45</td> <td>48.18</td> <td>54.00</td> <td>-5.82</td> <td>39.93</td> <td>32.47</td> <td>7.88 32.10 100 315 AVERAGE</td> </tr> </tbody> </table>	Limit	Read	Ant	Cable Preamp	APos	TPos	Remark	Freq	Level	Line Margin	Level	Factor	Loss Factor		MHz	dBuV/m	dBuV/m	dB	dBuV	dB/m	dB	1 2484.45	48.18	54.00	-5.82	39.93	32.47	7.88 32.10 100 315 AVERAGE	Blank
Limit	Read	Ant	Cable Preamp	APos	TPos	Remark																								
Freq	Level	Line Margin	Level	Factor	Loss Factor																									
MHz	dBuV/m	dBuV/m	dB	dBuV	dB/m	dB																								
1 2484.45	48.18	54.00	-5.82	39.93	32.47	7.88 32.10 100 315 AVERAGE																								



		20																																																																								
Mode		Band Edge - L																																																																								
		2400-2483.5_802.11n_HT40_CH09_2452MHz																																																																								
Pol.	Vertical	Fundamental																																																																								
Peak	<p>Date: 2023-06-27</p> <p>Site : 03CH01-SZ Condition: PEAK_BE_74 3m HF_ANT(3117)_22 VERTICAL : RBW:1000.000kHz VBN:3000.000kHz Mode : 20 Setting : MCS0 Power setting 13 Plane : X with Accessories : 358957940009706</p> <table border="1"> <thead> <tr> <th>Limit</th> <th>Read</th> <th>Ant</th> <th>Cable Preamp</th> <th>APos</th> <th>TPos</th> <th>Remark</th> </tr> <tr> <th>Freq</th> <th>Level</th> <th>Line Margin</th> <th>Level Factor</th> <th>Loss Factor</th> <th></th> <th></th> </tr> <tr> <th>MHz</th> <th>dBuV/m</th> <th>dBuV/m</th> <th>dB</th> <th>dBuV</th> <th>dB/m</th> <th>dB</th> <th>cm</th> <th>deg</th> <th></th> </tr> </thead> <tbody> <tr> <td>1</td> <td>2388.53</td> <td>51.44</td> <td>74.00</td> <td>-22.56</td> <td>43.51</td> <td>32.25</td> <td>7.76</td> <td>32.08</td> <td>372</td> <td>302</td> <td>PEAK</td> </tr> </tbody> </table>	Limit	Read	Ant	Cable Preamp	APos	TPos	Remark	Freq	Level	Line Margin	Level Factor	Loss Factor			MHz	dBuV/m	dBuV/m	dB	dBuV	dB/m	dB	cm	deg		1	2388.53	51.44	74.00	-22.56	43.51	32.25	7.76	32.08	372	302	PEAK	<p>Date: 2023-06-27</p> <p>Site : 03CH01-SZ Condition: PEAK_74 3m HF_ANT(3117)_22 VERTICAL : RBW:1000.000kHz VBN:3000.000kHz Mode : 20 Setting : MCS0 Power setting 13 Plane : X with Accessories : 358957940009706</p> <table border="1"> <thead> <tr> <th>Limit</th> <th>Read</th> <th>Ant</th> <th>Cable Preamp</th> <th>APos</th> <th>TPos</th> <th>Remark</th> </tr> <tr> <th>Freq</th> <th>Level</th> <th>Line Margin</th> <th>Level Factor</th> <th>Loss Factor</th> <th></th> <th></th> </tr> <tr> <th>MHz</th> <th>dBuV/m</th> <th>dBuV/m</th> <th>dB</th> <th>dBuV</th> <th>dB/m</th> <th>dB</th> <th>cm</th> <th>deg</th> <th></th> </tr> </thead> <tbody> <tr> <td>1</td> <td>2452.00</td> <td>101.62</td> <td>-----</td> <td>-----</td> <td>93.46</td> <td>32.40</td> <td>7.85</td> <td>32.09</td> <td>372</td> <td>302</td> <td>PEAK</td> </tr> </tbody> </table>	Limit	Read	Ant	Cable Preamp	APos	TPos	Remark	Freq	Level	Line Margin	Level Factor	Loss Factor			MHz	dBuV/m	dBuV/m	dB	dBuV	dB/m	dB	cm	deg		1	2452.00	101.62	-----	-----	93.46	32.40	7.85	32.09	372	302	PEAK
	Limit	Read	Ant	Cable Preamp	APos	TPos	Remark																																																																			
Freq	Level	Line Margin	Level Factor	Loss Factor																																																																						
MHz	dBuV/m	dBuV/m	dB	dBuV	dB/m	dB	cm	deg																																																																		
1	2388.53	51.44	74.00	-22.56	43.51	32.25	7.76	32.08	372	302	PEAK																																																															
Limit	Read	Ant	Cable Preamp	APos	TPos	Remark																																																																				
Freq	Level	Line Margin	Level Factor	Loss Factor																																																																						
MHz	dBuV/m	dBuV/m	dB	dBuV	dB/m	dB	cm	deg																																																																		
1	2452.00	101.62	-----	-----	93.46	32.40	7.85	32.09	372	302	PEAK																																																															
Avg	<p>Date: 2023-06-27</p> <p>Site : 03CH01-SZ Condition: AVG_BE_54 3m HF_ANT(3117)_22 VERTICAL : RBW:1000.000kHz VBN:3.000kHz Mode : 20 Setting : MCS0 Power setting 13 Plane : X with Accessories : 358957940009706</p> <table border="1"> <thead> <tr> <th>Limit</th> <th>Read</th> <th>Ant</th> <th>Cable Preamp</th> <th>APos</th> <th>TPos</th> <th>Remark</th> </tr> <tr> <th>Freq</th> <th>Level</th> <th>Line Margin</th> <th>Level Factor</th> <th>Loss Factor</th> <th></th> <th></th> </tr> <tr> <th>MHz</th> <th>dBuV/m</th> <th>dBuV/m</th> <th>dB</th> <th>dBuV</th> <th>dB/m</th> <th>dB</th> <th>cm</th> <th>deg</th> <th></th> </tr> </thead> <tbody> <tr> <td>1</td> <td>2389.66</td> <td>40.14</td> <td>54.00</td> <td>-13.86</td> <td>32.20</td> <td>32.26</td> <td>7.76</td> <td>32.08</td> <td>372</td> <td>302</td> <td>AVERAGE</td> </tr> </tbody> </table>	Limit	Read	Ant	Cable Preamp	APos	TPos	Remark	Freq	Level	Line Margin	Level Factor	Loss Factor			MHz	dBuV/m	dBuV/m	dB	dBuV	dB/m	dB	cm	deg		1	2389.66	40.14	54.00	-13.86	32.20	32.26	7.76	32.08	372	302	AVERAGE	<p>Date: 2023-06-27</p> <p>Site : 03CH01-SZ Condition: AVG_54 3m HF_ANT(3117)_22 VERTICAL : RBW:1000.000kHz VBN:3.000kHz Mode : 20 Setting : MCS0 Power setting 13 Plane : X with Accessories : 358957940009706</p> <table border="1"> <thead> <tr> <th>Limit</th> <th>Read</th> <th>Ant</th> <th>Cable Preamp</th> <th>APos</th> <th>TPos</th> <th>Remark</th> </tr> <tr> <th>Freq</th> <th>Level</th> <th>Line Margin</th> <th>Level Factor</th> <th>Loss Factor</th> <th></th> <th></th> </tr> <tr> <th>MHz</th> <th>dBuV/m</th> <th>dBuV/m</th> <th>dB</th> <th>dBuV</th> <th>dB/m</th> <th>dB</th> <th>cm</th> <th>deg</th> <th></th> </tr> </thead> <tbody> <tr> <td>1</td> <td>2452.00</td> <td>92.61</td> <td>-----</td> <td>-----</td> <td>84.44</td> <td>32.41</td> <td>7.85</td> <td>32.09</td> <td>372</td> <td>302</td> <td>AVERAGE</td> </tr> </tbody> </table>	Limit	Read	Ant	Cable Preamp	APos	TPos	Remark	Freq	Level	Line Margin	Level Factor	Loss Factor			MHz	dBuV/m	dBuV/m	dB	dBuV	dB/m	dB	cm	deg		1	2452.00	92.61	-----	-----	84.44	32.41	7.85	32.09	372	302	AVERAGE
Limit	Read	Ant	Cable Preamp	APos	TPos	Remark																																																																				
Freq	Level	Line Margin	Level Factor	Loss Factor																																																																						
MHz	dBuV/m	dBuV/m	dB	dBuV	dB/m	dB	cm	deg																																																																		
1	2389.66	40.14	54.00	-13.86	32.20	32.26	7.76	32.08	372	302	AVERAGE																																																															
Limit	Read	Ant	Cable Preamp	APos	TPos	Remark																																																																				
Freq	Level	Line Margin	Level Factor	Loss Factor																																																																						
MHz	dBuV/m	dBuV/m	dB	dBuV	dB/m	dB	cm	deg																																																																		
1	2452.00	92.61	-----	-----	84.44	32.41	7.85	32.09	372	302	AVERAGE																																																															



Mode	20																																		
	Band Edge - R																																		
	2400-2483.5_802.11n HT40_CH09_2452MHz																																		
Pol.	Vertical	Fundamental																																	
Peak	<p>Date: 2023-06-27</p> <p>Site : 03CH01-SZ Condition: PEAK_BE_74 3m HF_ANT(3117)_22 VERTICAL : RBW:1000.000kHz VBW:3000.000kHz Mode : 20 Setting : MCS0 Power setting 13 Plane : X with Accessories : 358957940009706</p> <table border="1"> <thead> <tr> <th>Limit</th> <th>Read</th> <th>Ant</th> <th>Cable</th> <th>Preamp</th> <th>APos</th> <th>TPos</th> <th>Remark</th> </tr> <tr> <th>Freq</th> <th>Level</th> <th>Line</th> <th>Margin</th> <th>Level</th> <th>Factor</th> <th>Loss</th> <th>Factor</th> </tr> <tr> <th>MHz</th> <th>dBuV/m</th> <th>dBuV/m</th> <th>dB</th> <th>dBuV</th> <th>dB/m</th> <th>dB</th> <th>dB</th> </tr> </thead> <tbody> <tr> <td>1 2483.54</td> <td>69.43</td> <td>74.00</td> <td>-4.57</td> <td>61.19</td> <td>32.46</td> <td>7.88</td> <td>32.10</td> <td>372 302 PEAK</td> </tr> </tbody> </table>	Limit	Read	Ant	Cable	Preamp	APos	TPos	Remark	Freq	Level	Line	Margin	Level	Factor	Loss	Factor	MHz	dBuV/m	dBuV/m	dB	dBuV	dB/m	dB	dB	1 2483.54	69.43	74.00	-4.57	61.19	32.46	7.88	32.10	372 302 PEAK	Blank
Limit	Read	Ant	Cable	Preamp	APos	TPos	Remark																												
Freq	Level	Line	Margin	Level	Factor	Loss	Factor																												
MHz	dBuV/m	dBuV/m	dB	dBuV	dB/m	dB	dB																												
1 2483.54	69.43	74.00	-4.57	61.19	32.46	7.88	32.10	372 302 PEAK																											
Avg	<p>Date: 2023-06-27</p> <p>Site : 03CH01-SZ Condition: AVG_BE_54 3m HF_ANT(3117)_22 VERTICAL : RBW:1000.000kHz VBW:3.000kHz Mode : 20 Setting : MCS0 Power setting 13 Plane : X with Accessories : 358957940009706</p> <table border="1"> <thead> <tr> <th>Limit</th> <th>Read</th> <th>Ant</th> <th>Cable</th> <th>Preamp</th> <th>APos</th> <th>TPos</th> <th>Remark</th> </tr> <tr> <th>Freq</th> <th>Level</th> <th>Line</th> <th>Margin</th> <th>Level</th> <th>Factor</th> <th>Loss</th> <th>Factor</th> </tr> <tr> <th>MHz</th> <th>dBuV/m</th> <th>dBuV/m</th> <th>dB</th> <th>dBuV</th> <th>dB/m</th> <th>dB</th> <th>dB</th> </tr> </thead> <tbody> <tr> <td>1 2483.73</td> <td>50.69</td> <td>54.00</td> <td>-3.31</td> <td>42.45</td> <td>32.46</td> <td>7.88</td> <td>32.10</td> <td>372 302 AVERAGE</td> </tr> </tbody> </table>	Limit	Read	Ant	Cable	Preamp	APos	TPos	Remark	Freq	Level	Line	Margin	Level	Factor	Loss	Factor	MHz	dBuV/m	dBuV/m	dB	dBuV	dB/m	dB	dB	1 2483.73	50.69	54.00	-3.31	42.45	32.46	7.88	32.10	372 302 AVERAGE	Blank
Limit	Read	Ant	Cable	Preamp	APos	TPos	Remark																												
Freq	Level	Line	Margin	Level	Factor	Loss	Factor																												
MHz	dBuV/m	dBuV/m	dB	dBuV	dB/m	dB	dB																												
1 2483.73	50.69	54.00	-3.31	42.45	32.46	7.88	32.10	372 302 AVERAGE																											