

Antenna specification

Part Description	Vendor : 点滴 Description : Product Name : pcb antenna-A Project : E1000WT Part NO : Version : A1	
Attachments	<input checked="" type="checkbox"/> Spec <input type="checkbox"/> Cpk Report <input type="checkbox"/> QC Flow Chart <input checked="" type="checkbox"/> Packing Content	
	<input checked="" type="checkbox"/> Drawing <input type="checkbox"/> FAI Report <input type="checkbox"/> Molding conditions <input type="checkbox"/> 3C Certificate	<input type="checkbox"/> Sample <input checked="" type="checkbox"/> Reliability Report <input checked="" type="checkbox"/> Material Verification Sheet <input type="checkbox"/> <i>Material inspection standard</i>
Vendor	Design: 胥万芳 Check: 郑翠兰 Approval: 彭发辉	
Technology check	Mechanical: ID: DQE/SQE:	
	Hardware: Market:	
Final check	ROHS: Quality plannin	
Approval condition	<input type="checkbox"/> Approved <input type="checkbox"/> Condition approved <input type="checkbox"/> Temporary approved	
	<input type="checkbox"/> Reject	
Approval by	RD Leader(Technology Director)	Quality Director
Distribute		

Content

1	Content	2
2	Instructions	3
3	Product specifications.....	3
4	Reliability test	4
5	Electrical performance test	5
6.1	Test equipment and environment.....	5
6.2	Antenna Return Loss (RL) and SWR.....	5
6.3	Antenna passive test data.....	6
6	Engineering drawings	7
7	Installation instructions	7
9	Packing method.....	7

2 instructions

This report includes several equipment, test environment and test results for the electrical performance of the antenna, as well as structural drawings and inspection reports of the antenna. Below is a picture of the antenna.

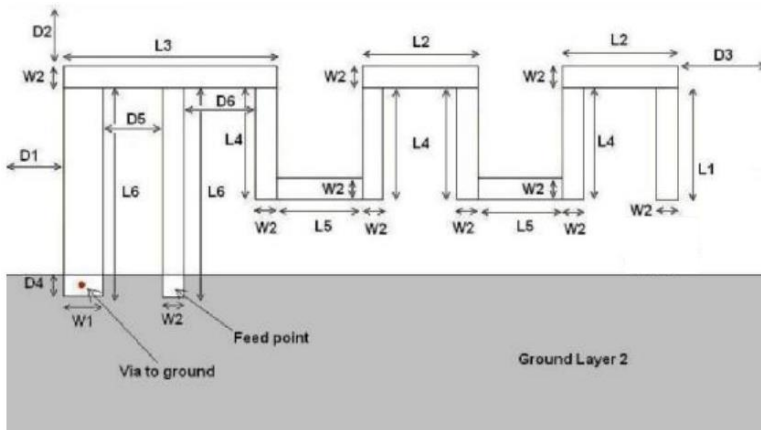


Figure 1: Antenna Dimensions

L1	2.65 mm
L2	2.70 mm
L3	5.00 mm
L4	2.64 mm
L5	2.00 mm
L6	4.90 mm
W1	0.90 mm
W2	0.50 mm
D1	8.00 mm
D2	0.30 mm
D3	0.30 mm
D4	0.40 mm
D5	1.40 mm
D6	1.70 mm

3 Product specifications

Electrical Specifications	
Frequency Range (MHz)	2400-2500
Gain (dBi)	1.0
VSWR	≤2
Input Impedance (Ω)	50
Polarization	Vertical
Maximum input power (W)	2
Input connector type	
Dimensions (mm)	14.5*5
Antenna weight (kg)	
Antenna color	

4 Reliability test

1	SAIT SPRAY TEST	<p>Brine spray test: distilled water according to GB1266-86 standard: single distillationPH6.5~7 Spray volume: 1.4me80cm 7 H compressed air pressure: 1kgf / cm 2 Test Relativity: 98 ° Temperature: 45 °~ 47 ° Pressure temperature: 35 ° Test time: 24hr</p>	<p>All characteristic range is 30% of the initial value</p>
2	HEAT TEST	<p>85+2°C for 96 hours, after keep in normal condition for 30mim the to test.</p>	
3	HUMIDITY TEST	<p>40+2°C 90-95%RH for 96hours, after keep in normal condition for 30mim the to test.</p>	
4	COLD TEST	<p>-40+2°C for 96hours, after keep in normal condition for 30mim the to test.</p>	

5 Electrical performance test

5.1 Test equipment and environment

测试设备



SATIMO-24



ETS



模拟人头手



安捷伦8960



安利MT8820C



CMW500



安捷伦E5071C

测试系统

测试环境

有源测试

无源测试

SATIMO—24

温度: $22^{\circ}\text{C} \pm 3^{\circ}\text{C}$

支持2G/3G/4G

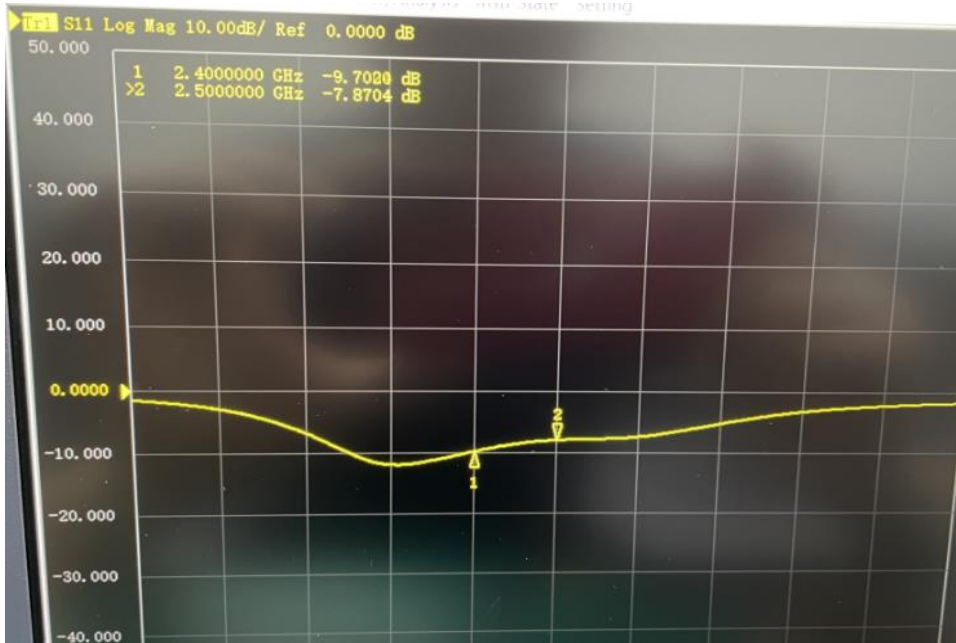
400MHZ—6G

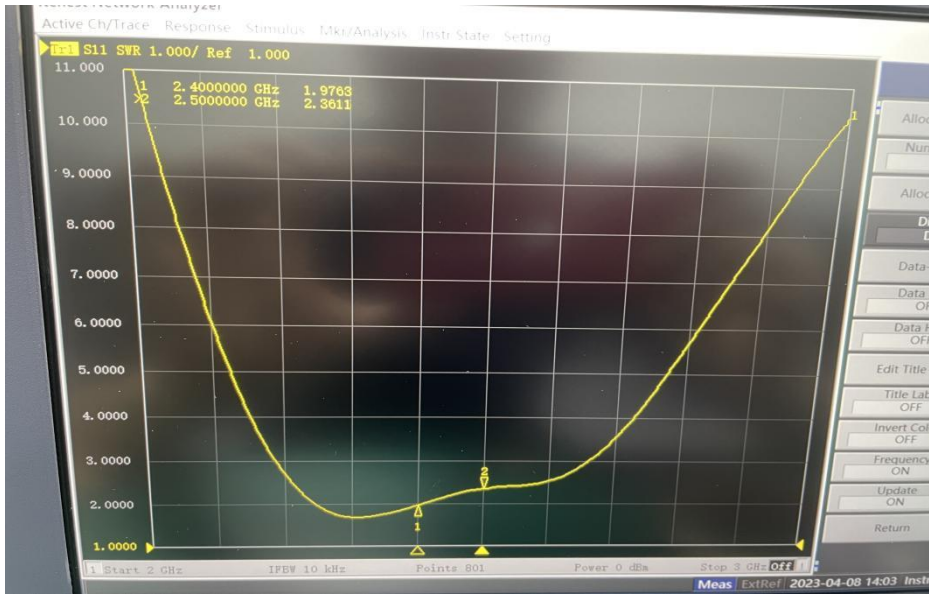
ETS

湿度: $50\% \pm 15\%$

BT/WIFI/GPS

5.2 Antenna Return Loss(RL) and SWR





6.3 Antenna passive test data

Test Point ID	Freq. (MHz)	Gain (dBi)	Efficiency (%)
1	2410.0	1.0	34.8%
2	2420.0	1.0	34.2%
3	2430.0	1.0	34.1%
4	2440.0	0.9	33.6%
5	2450.0	0.9	33.5%
6	2460.0	0.9	32.3%
7	2470.0	0.8	32%
8	2480.0	0.8	32.2%
9	2490.0	0.8	31.9%

3D CHART

Freq: 2420MHz GAIN (DBI)

