



## NeuroTek *Elite Series* Wireless Pulsers

### Quickstart Guide



**Important:** Please read all instructions completely before operating this device

## **Liability Disclaimer**

This product is a tool designed to assist the clinician in the administration of (EMDR). The purchaser/clinician agrees to accept full responsibility for any harmful results and/or undesirable consequences obtained from the use of this machine.

The manufacturer of this machine shall not be held liable for adverse affects caused to clients resulting from the administration of EMDR or any other form of therapy using this machine.

Any unexpected reactions, results, or behavior noted as a result of the administration of EMDR, either using this product or by other methods, should be immediately reported to the EMDR Institute.

## **Limited Warranty**

The manufacturer warrants this equipment to the original purchaser against defective material or workmanship during the warranty period from the date of purchase. The manufacturer's responsibility under this warranty is limited to the repair or replacement of defective parts.

### **The warranty period:**

One (1) year on all parts and components. The manufacturer reserves the right to determine whether the part or parts failed because of defective material, workmanship or other causes. Failure caused by accident, normal wear, alteration, misuse, tampering, negligence or improper packaging of returned units is not covered by this warranty. Please be advised that if a product is returned for warranty service and no defects are found or the problem is due to a weak/dead battery or operator error a shop charge and return shipping costs may be charged. All warranty repairs must be done by NeuroTek or a representative designated by NeuroTek. Any repair to the equipment other than by these authorized facilities voids this warranty. The rights under this warranty are limited to the original purchaser and may not be transferred to subsequent owners. To receive warranty service, you must first contact NeuroTek for a return authorization number. This number will be used for tracking your return. Send the complete unit, postage paid, to NeuroTek. Include a description of the problem you are having and a daytime phone number.

17116 Journeys End Dr.,  
Odessa, FL 33556  
www.neurotekcorp.com

Phone: 727-372-0104  
emdrtools@neurotekcorp.com

## Package Contents

### Pulsers and Base



### Adapter



# Wireless Pulsers Quickstart Guide


The Wireless Pulsers can be used with the Advanced and Deluxe Tacs. The Charging Base can also power other devices.

## ① Charging the Wireless Pulsers



Plug adapter into the Pulser base

Base can be used to charge other devices




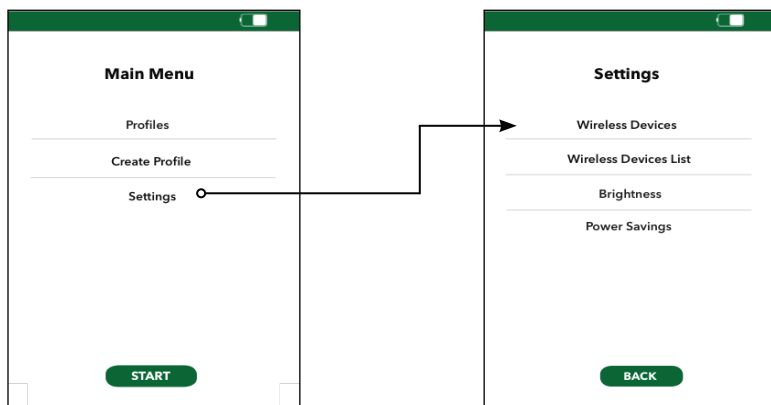
Place pulsers on the base to charge. These lights are solid red while charging, and are solid green when charged. Once the pulsers are fully charged they should be removed from the charging base or lifted off the charging pins to avoid discharge.

## ② Turning on Wireless Pulsers and Battery level




The LEDs on the wireless pulsers are also the ON/OFF buttons. Press and hold until the green light stays on. Lights will indicate a need for charging by flashing.

### ③ Wireless Pulsers Connection



Manually select the devices to pair and press connect.



Wireless pulsers show up as left and right and both must be selected. Press connect to pair.



Manually select each pulser. Press remove or connect.

## Troubleshooting Guide

For assistance please email us at:  
emdrtools@neurotekcorp.com, or call 727-372-0104.  
Our normal office hours are 7:30 a.m. - 4:30 p.m. EST  
Monday through Friday.

## FCC Information

This equipment has been tested and found to comply with the limits for a Class B digital device, pursuant to part 15 of the FCC Rules.

These limits are designed to provide reasonable protection against harmful interference in a residential installation. This equipment generates,

uses and can radiate radio frequency energy and, if not installed and used in accordance with the instructions, may cause harmful interference

to radio communications. However, there is no guarantee that interference will not occur in a particular installation. If this equipment does

cause harmful interference to radio or television reception, which can be determined by turning the equipment off and on, the user is

encouraged to try to correct the interference by one or more of the following measures:

—Reorient or relocate the receiving antenna.

—Increase the separation between the equipment and receiver.

—Connect the equipment into an outlet on a circuit different from that to which the receiver is connected.

—Consult the dealer or an experienced radio/TV technician for help.

This device complies with part 15 of the FCC Rules. Operation is subject to the following two conditions:

(1) This device may not cause harmful interference, and

(2) this device must accept any interference received, including interference that may cause undesired operation.

changes or modifications not expressly approved by the party responsible for compliance could void the user's authority to operate the equipment.

This equipment complies with FCC radiation exposure limits set forth for an uncontrolled environment. The device has been evaluated to meet general RF exposure requirement.



17116 Journeys End Dr.,

Odessa, FL 33556

727-372-0104

[www.neurotekcorp.com](http://www.neurotekcorp.com)