

Appendix A: DTS Bandwidth

Test Result

TestMode	Antenna	Frequency[MHz]	DTS BW [MHz]	FL[MHz]	FH[MHz]	Limit[MHz]	Verdict
11B	Ant1	2412	9.600	2406.960	2416.560	0.5	PASS
		2437	9.560	2432.480	2442.040	0.5	PASS
		2462	10.040	2457.000	2467.040	0.5	PASS
11G	Ant1	2412	16.360	2403.840	2420.200	0.5	PASS
		2437	16.320	2428.840	2445.160	0.5	PASS
		2462	16.320	2453.840	2470.160	0.5	PASS
11N20SISO	Ant1	2412	16.920	2403.600	2420.520	0.5	PASS
		2437	16.840	2428.560	2445.400	0.5	PASS
		2462	16.880	2453.640	2470.520	0.5	PASS

Test Graphs





11G_Ant1_2412



11G_Ant1_2437



11G_Ant1_2462



11N20SISO_Ant1_2412



11N20SISO_Ant1_2437



11N20SISO_Ant1_2462

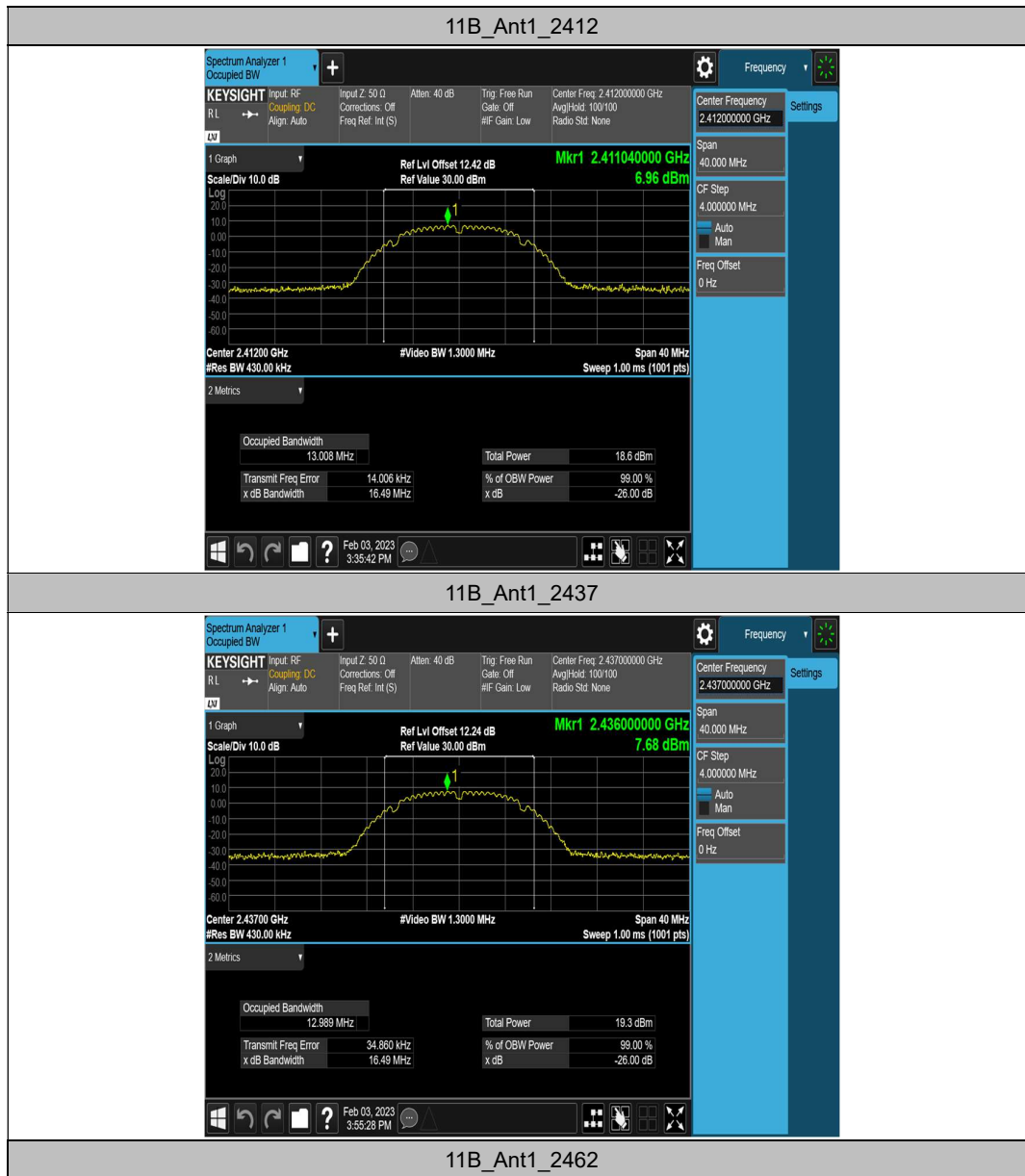


Appendix B: Occupied Channel Bandwidth

Test Result

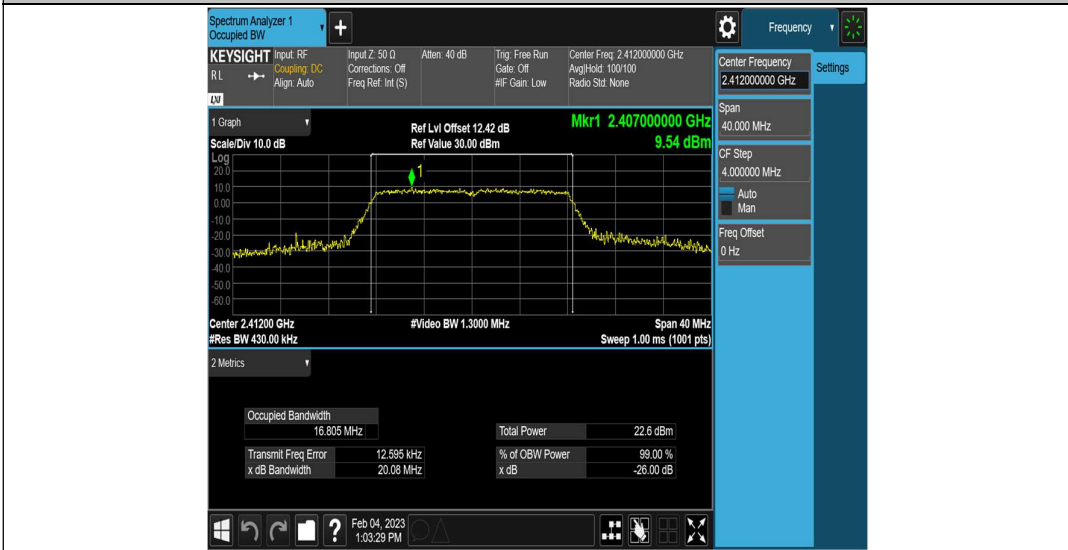
TestMode	Antenna	Channel Frequency[MHz]	OCB [MHz]	FL[MHz]	FH[MHz]	Limit[MHz]	Verdict
11B	Ant1	2412	13.008	2405.5100	2418.5180	---	---
		2437	12.989	2430.5404	2443.5294	---	---
		2462	12.998	2455.5402	2468.5382	---	---
11G	Ant1	2412	16.805	2403.6101	2420.4151	---	---
		2437	16.833	2428.6317	2445.4647	---	---
		2462	16.962	2453.5717	2470.5337	---	---
11N20SISO	Ant1	2412	17.686	2403.1463	2420.8323	---	---
		2437	17.662	2428.2047	2445.8667	---	---
		2462	17.718	2453.1583	2470.8763	---	---

Test Graphs

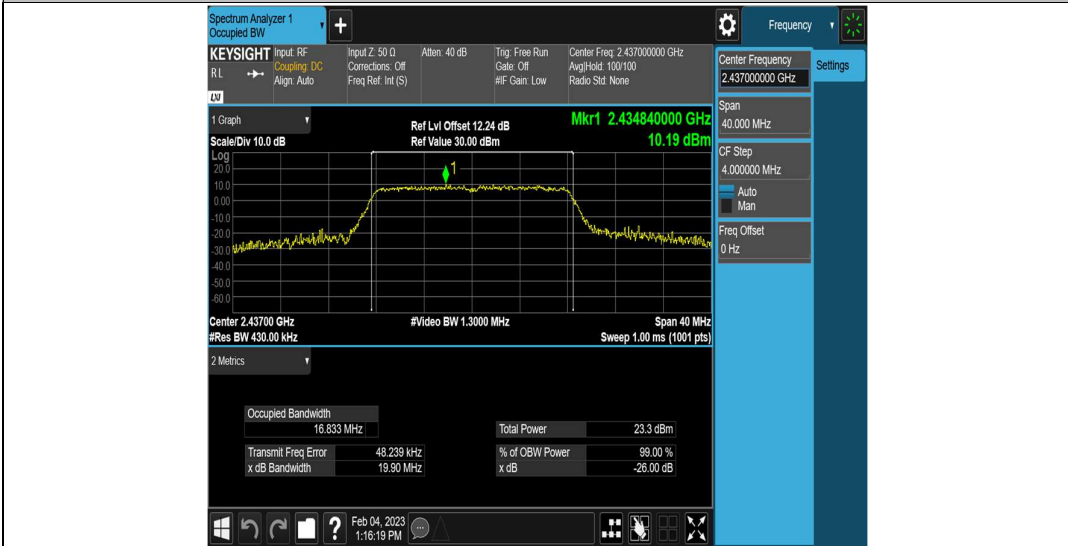




11G_Ant1_2412



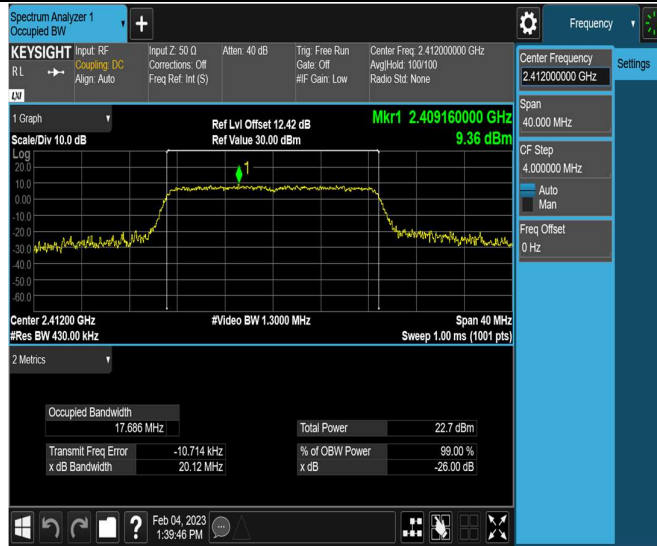
11G_Ant1_2437



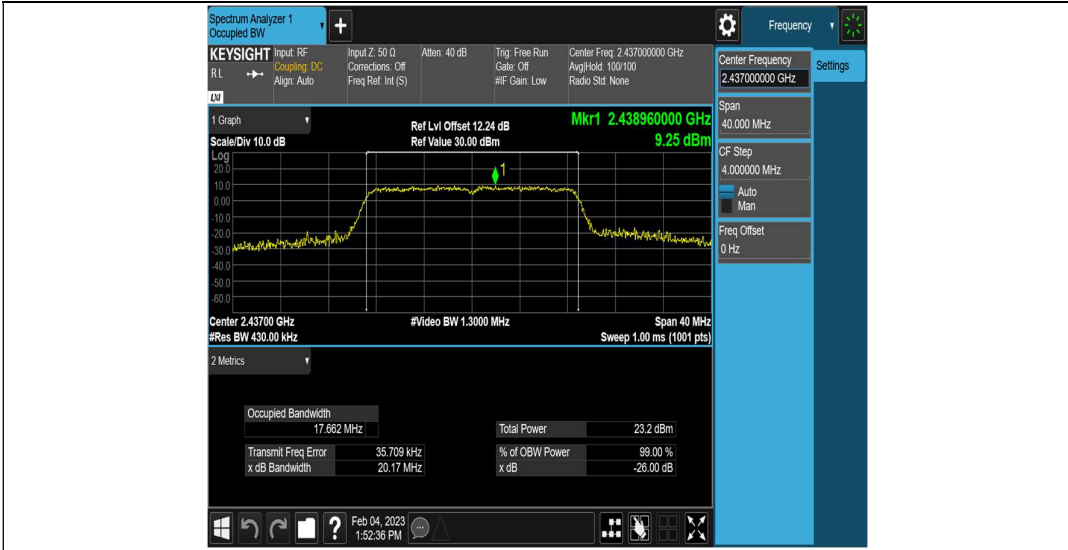
11G_Ant1_2462



11N20SISO_Ant1_2412



11N20SISO_Ant1_2437



11N20SISO_Ant1_2462



Appendix C: Maximum conducted output power

Test Result

TestMode	Antenna	Frequency[MHz]	Conducted Power[dBm]	Conducted Limit[dBm]	EIRP [dBm]	EIRP Limit[dBm]	Verdict
11B	Ant1	2412	18.23	≤30.00	19.73	≤36.00	PASS
		2437	18.88	≤30.00	20.38	≤36.00	PASS
		2462	19.53	≤30.00	21.03	≤36.00	PASS
11G	Ant1	2412	21.87	≤30.00	23.37	≤36.00	PASS
		2437	23.19	≤30.00	24.69	≤36.00	PASS
		2462	23.83	≤30.00	25.33	≤36.00	PASS
11N20SISO	Ant1	2412	22.58	≤30.00	24.08	≤36.00	PASS
		2437	23.03	≤30.00	24.53	≤36.00	PASS
		2462	23.46	≤30.00	24.96	≤36.00	PASS

Appendix D: Maximum power spectral density

Test Result

TestMode	Antenna	Frequency[MHz]	Result[dBm/3-100kHz]	Limit[dBm/3kHz]	Verdict
11B	Ant1	2412	-3.38	≤8.00	PASS
		2437	-4.41	≤8.00	PASS
		2462	-3.46	≤8.00	PASS
11G	Ant1	2412	-7.27	≤8.00	PASS
		2437	-6.12	≤8.00	PASS
		2462	-6.31	≤8.00	PASS
11N20SISO	Ant1	2412	-7.33	≤8.00	PASS
		2437	-6.77	≤8.00	PASS
		2462	-5.89	≤8.00	PASS

Test Graphs

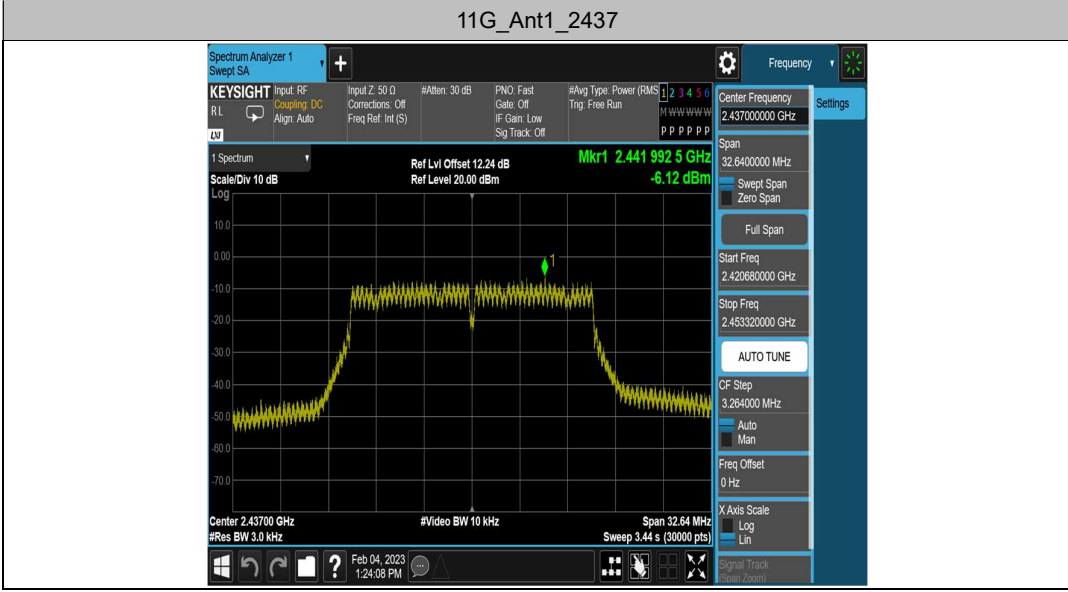
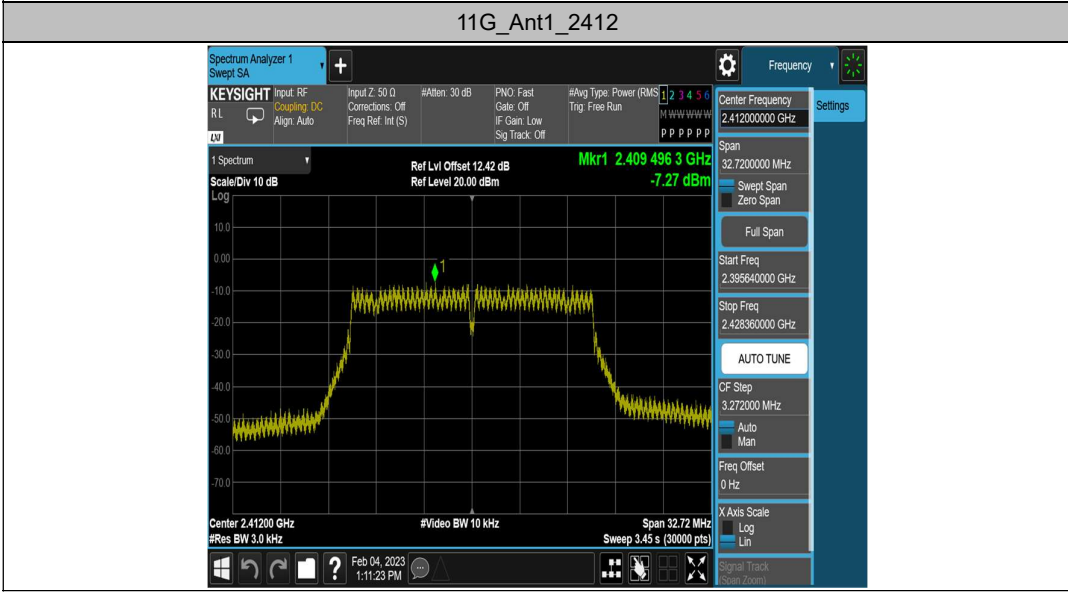
11B_Ant1_2412



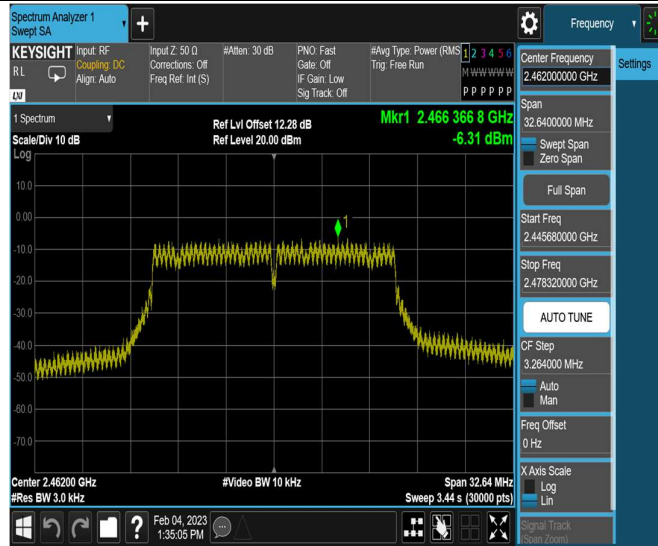
11B_Ant1_2437



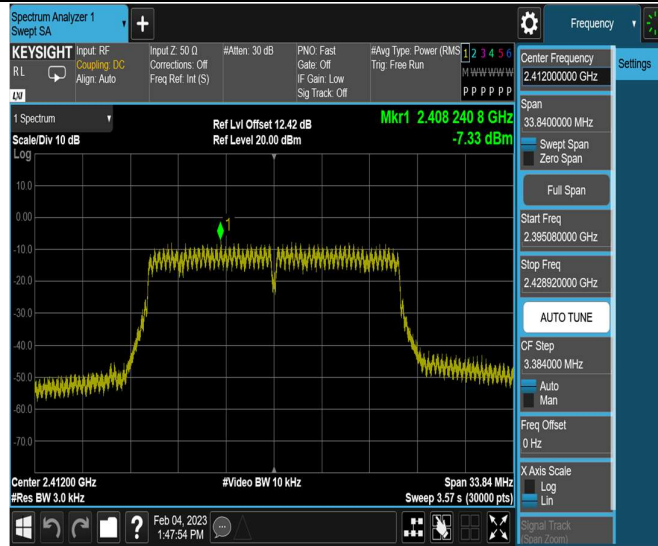
11B_Ant1_2462



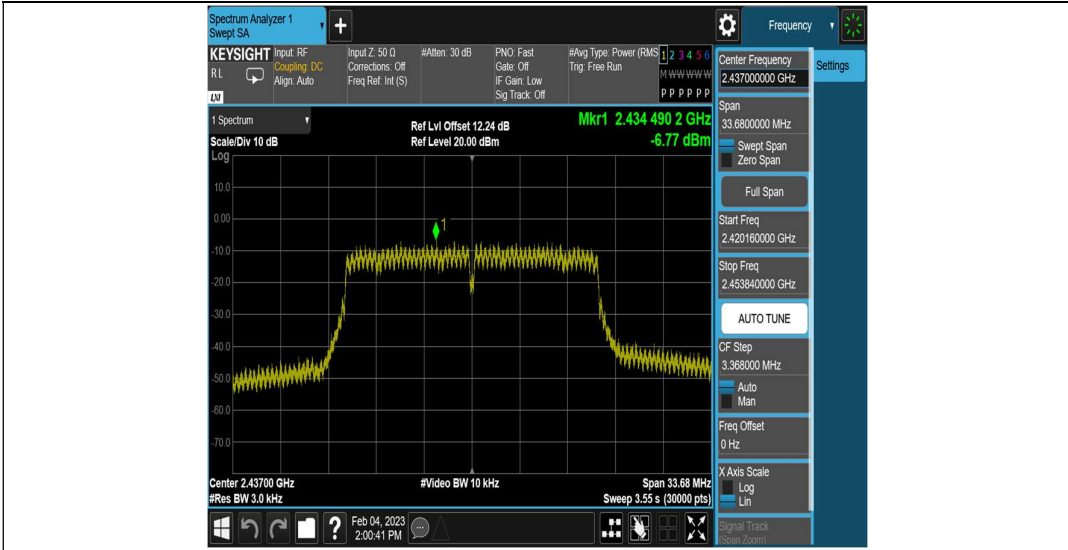
11G_Ant1_2462



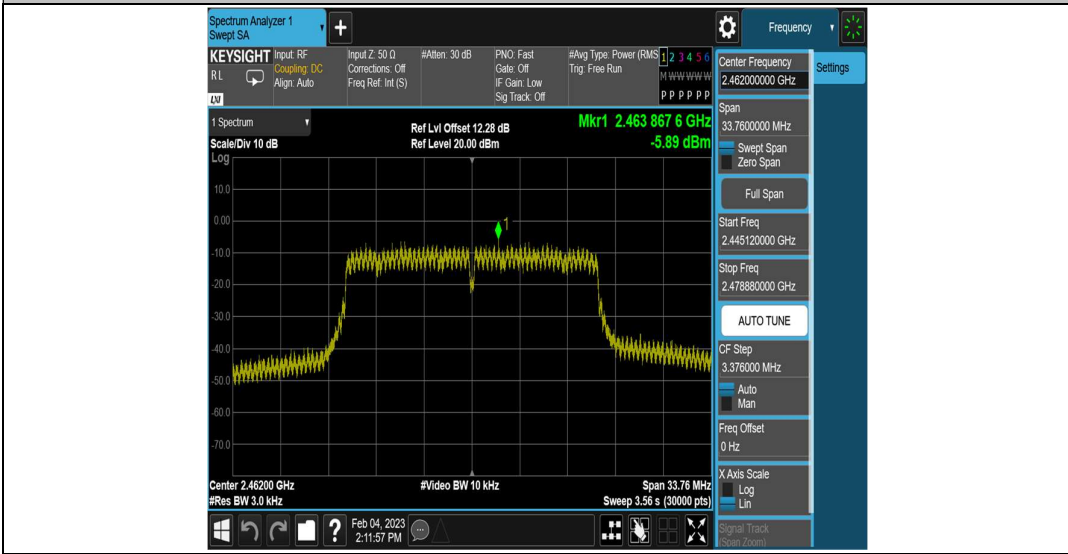
11N20SISO_Ant1_2412



11N20SISO_Ant1_2437



11N20SISO_Ant1_2462



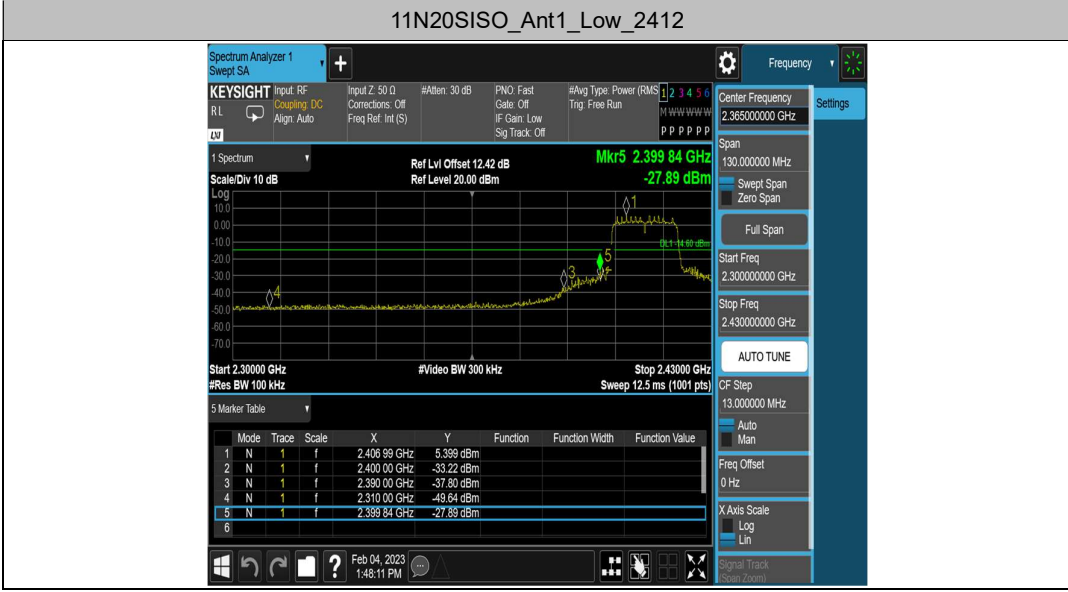
Appendix E: Band edge measurements

Test Result

TestMode	Antenna	Channel Name	Frequency[MHz]	RefLevel[dBm]	Result[dBm]	Limit[dBm]	Verdict
11B	Ant1	Low	2412	6.82	-41.93	≤-13.18	PASS
		High	2462	8.02	-44.73	≤-11.98	PASS
11G	Ant1	Low	2412	5.24	-29.82	≤-14.76	PASS
		High	2462	6.57	-33.39	≤-13.43	PASS
11N20SISO	Ant1	Low	2412	5.40	-27.89	≤-14.6	PASS
		High	2462	6.72	-30.79	≤-13.28	PASS

Test Graphs





11N20SISO_Ant1_High_2462

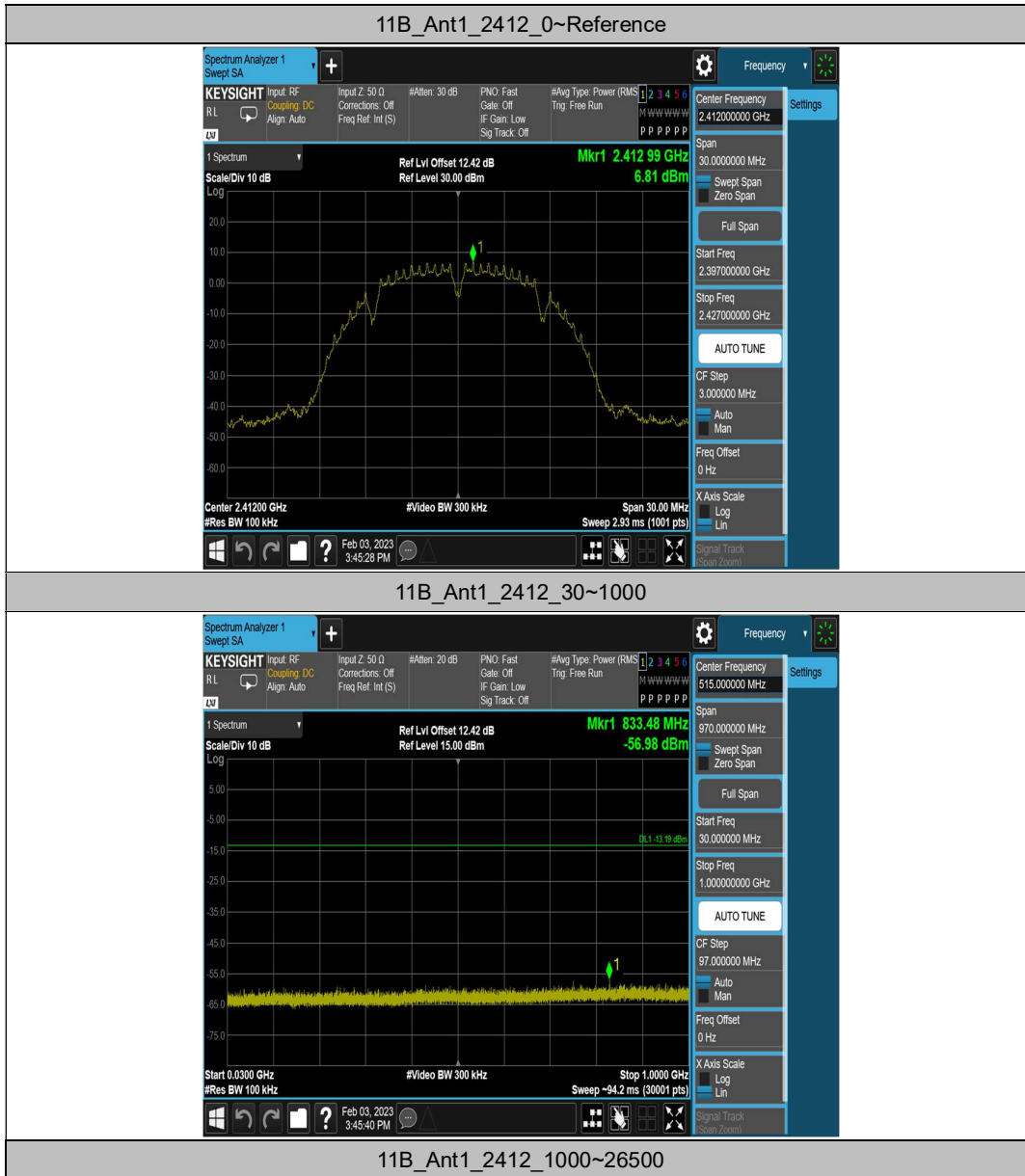


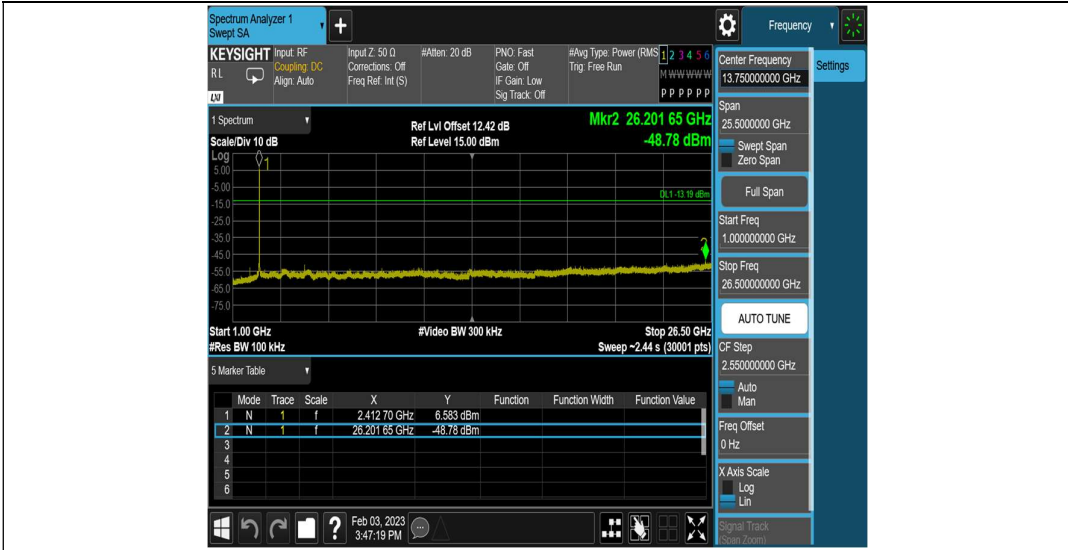
Appendix F: Conducted Spurious Emission

Test Result

TestMode	Antenna	Frequency[MHz]	FreqRange [Mhz]	RefLevel [dBm]	Result [dBm]	Limit [dBm]	Verdict
11B	Ant1	2412	Reference	6.81	6.81	---	PASS
			30~1000	6.81	-56.98	≤-13.19	PASS
			1000~26500	6.81	-48.78	≤-13.19	PASS
		2437	Reference	7.49	7.49	---	PASS
			30~1000	7.49	-54.44	≤-12.51	PASS
			1000~26500	7.49	-49.29	≤-12.51	PASS
		2462	Reference	7.99	7.99	---	PASS
			30~1000	7.99	-57.87	≤-12.01	PASS
			1000~26500	7.99	-47.79	≤-12.01	PASS
11G	Ant1	2412	Reference	5.51	5.51	---	PASS
			30~1000	5.51	-57.95	≤-14.49	PASS
			1000~26500	5.51	-49.63	≤-14.49	PASS
		2437	Reference	6.20	6.20	---	PASS
			30~1000	6.20	-57.84	≤-13.8	PASS
			1000~26500	6.20	-50.05	≤-13.8	PASS
		2462	Reference	6.79	6.79	---	PASS
			30~1000	6.79	-57.56	≤-13.21	PASS
			1000~26500	6.79	-47.21	≤-13.21	PASS
11N20SISO	Ant1	2412	Reference	5.54	5.54	---	PASS
			30~1000	5.54	-57.41	≤-14.46	PASS
			1000~26500	5.54	-49.35	≤-14.46	PASS
		2437	Reference	6.23	6.23	---	PASS
			30~1000	6.23	-57.48	≤-13.77	PASS
			1000~26500	6.23	-49.82	≤-13.77	PASS
		2462	Reference	6.67	6.67	---	PASS
			30~1000	6.67	-57.67	≤-13.33	PASS
			1000~26500	6.67	-48.54	≤-13.33	PASS

Test Graphs

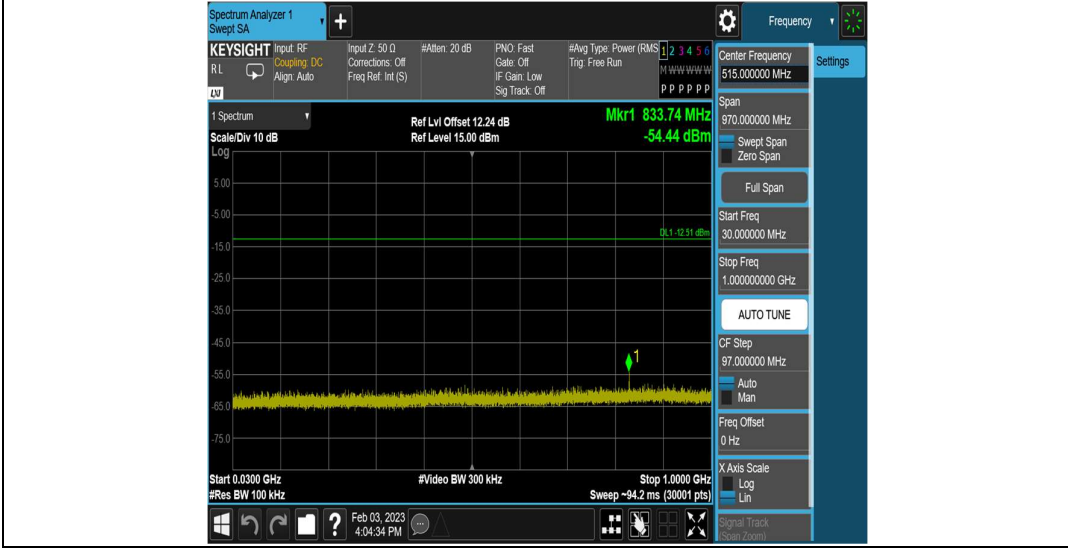




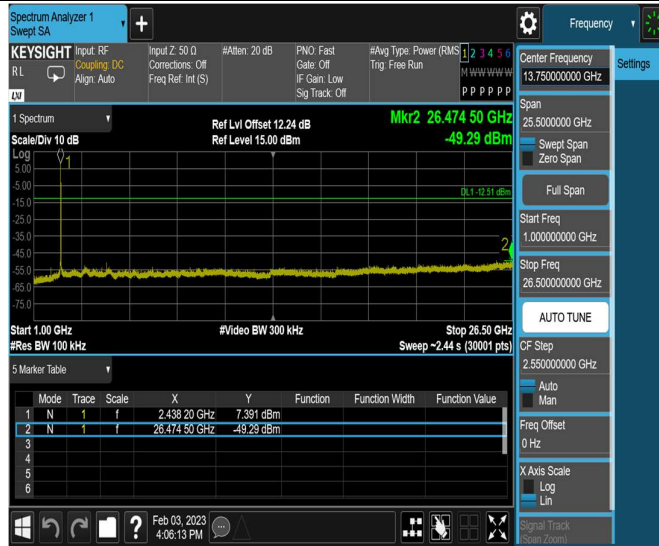
11B_Ant1_2437_0~Reference



11B_Ant1_2437_30~1000



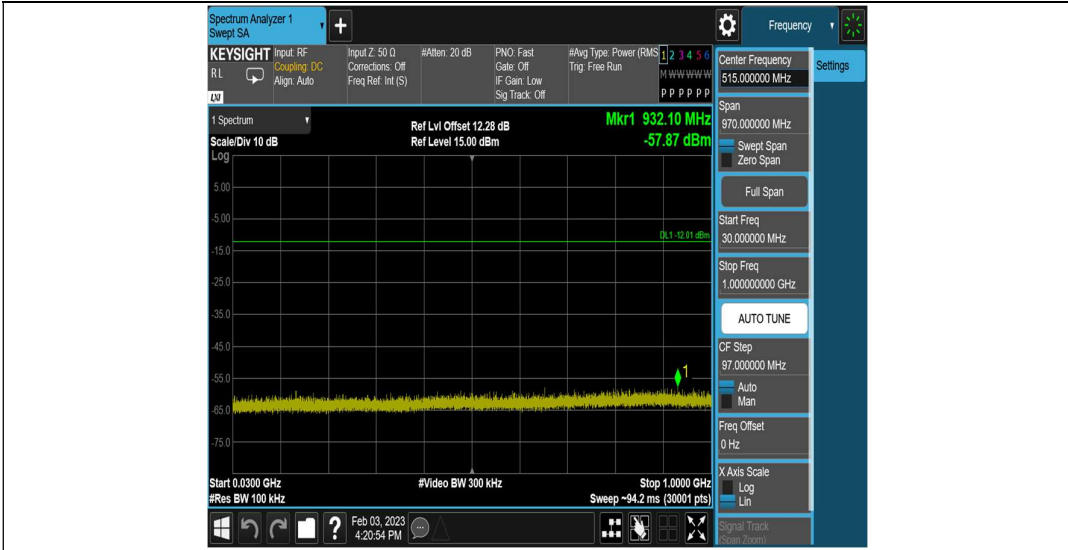
11B_Ant1_2437_1000~26500



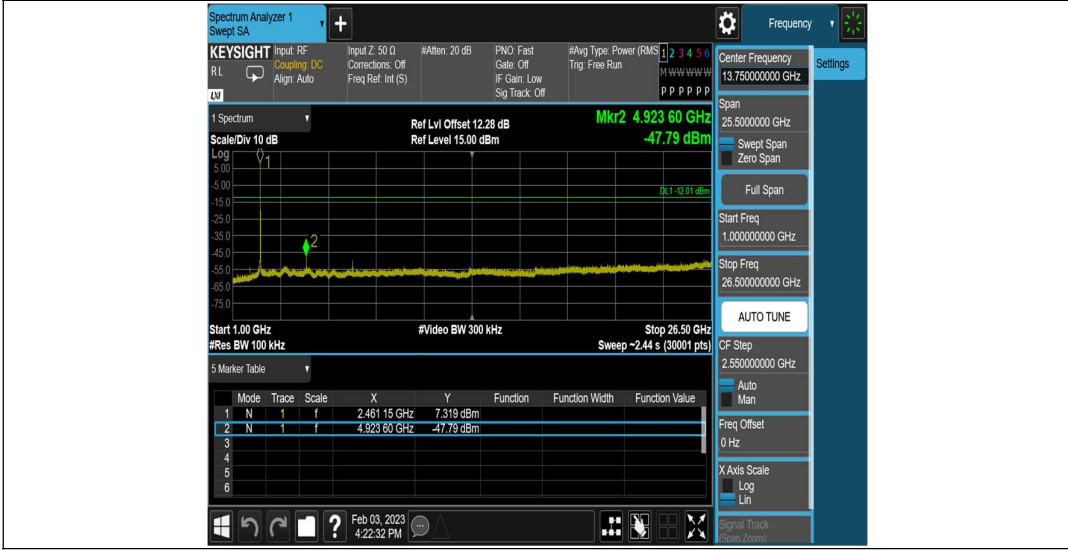
11B_Ant1_2462_0~Reference



11B_Ant1_2462_30~1000



11B_Ant1_2462_1000~26500



11G_Ant1_2412_0~Reference

