

TEST REPORT

Applicant: Dongguan ivy technology co., LTD
Address: Room 303, Unit 2, Building 8, Science and Technology Second Road, Songshan Lake Park, Dongguan City, Guangdong Province, China
Equipment Type: 2.4-2.5GHz Antenna
Model Name: 51010086
Brand Name: N/A
Test Standard: ANSI/IEEE Std 149-1979
Test Date: Oct. 19, 2022
Date of Issue: Oct. 27, 2022

ISSUED BY:

Shenzhen BALUN Technology Co., Ltd.

Tested by: Mai Jintian

Checked by: Tolan Tu

Approved by: Wei Yanquan
(Chief Engineer)

Mai Jintian

Tolan Tu

Wei Yanquan

Revision History		
Version	Issue Date	Revisions
<u>Rev. 01</u>	<u>Oct. 27, 2022</u>	<u>Initial Issue</u>

TABLE OF CONTENTS

1	GENERAL INFORMATION.....	3
1.1	Test Laboratory	3
1.2	Test Location.....	3
2	PRODUCT INFORMATION	4
2.1	Applicant Information.....	4
2.2	Manufacturer Information	4
2.3	Factory Information	4
2.4	General Description for Equipment under Test (EUT)	4
2.5	Ancillary Equipment.....	4
2.6	Technical Information	4
3	SUMMARY OF TEST RESULTS	5
3.1	Test Standards.....	5
3.2	Test Verdict.....	5
3.3	Test Uncertainty	5
4	GENERAL TEST CONFIGURATIONS	6
4.1	Test Condition	6
4.2	Test Equipment List.....	6
4.3	Test Setup.....	7
	ANNEX A TEST RESULTS.....	8
A.1	Gain and Efficiency	8
	ANNEX B RADIATION PATTERN	9
	ANNEX C TEST SETUP PHOTO.....	12
	ANNEX D EUT PHOTO	13

1 GENERAL INFORMATION

1.1 Test Laboratory

Name	Shenzhen BALUN Technology Co., Ltd.
Address	Block B, 1/F, Baisha Science and Technology Park, Shahe Xi Road, Nanshan District, Shenzhen, Guangdong Province, P. R. China
Phone Number	+86 755 6685 0100

1.2 Test Location

Name	Shenzhen BALUN Technology Co., Ltd.
Location	<input checked="" type="checkbox"/> Block B, 1/F, Baisha Science and Technology Park, Shahe Xi Road, Nanshan District, Shenzhen, Guangdong Province, P. R. China
	<input type="checkbox"/> 1/F, Building B, Ganghongji High-tech Intelligent Industrial Park, No. 1008, Songbai Road, Yangguang Community, Xili Sub-district, Nanshan District, Shenzhen, Guangdong Province, P. R. China

2 PRODUCT INFORMATION

2.1 Applicant Information

Applicant	Dongguan ivy technology co., LTD
Address	Room 303, Unit 2, Building 8, Science and Technology Second Road, Songshan Lake Park, Dongguan City, Guangdong Province, China
Contact Person	WYJ
Telephone Number	18925560488
E-mail Address	wanyijing@ivywin.com

2.2 Manufacturer Information

Manufacturer	Dongguan ivy technology co., LTD
Address	Room 303, Unit 2, Building 8, Science and Technology Second Road, Songshan Lake Park, Dongguan City, Guangdong Province, China

2.3 Factory Information

Factory	N/A
Address	N/A

2.4 General Description for Equipment under Test (EUT)

EUT Name	2.4-2.5GHz Antenna
Model Name Under Test	51010086
Antenna Type	PCB Antenna
Dimensions	46*19 mm

2.5 Ancillary Equipment

Note: Not applicable.

2.6 Technical Information

Frequency Range	2400MHz ~ 2500MHz
Test Frequencies	2400MHz, 2410MHz, 2420MHz, 2430MHz, 2440MHz, 2450MHz, 2460MHz, 2470MHz, 2480MHz, 2490MHz, 2500MHz.

3 SUMMARY OF TEST RESULTS

3.1 Test Standards

No.	Identity	Document Title
1	ANSI/IEEE Std 149-1979	IEEE Standard Test Procedures for Antennas

3.2 Test Verdict

Report Section	Description	Remark
ANNEX A.1	Gain and Efficiency	--

3.3 Test Uncertainty

The uncertainty is calculated using the methods suggested in the "Guide to the Expression of Uncertainty in Measurement" (GUM) published by ISO.

Item	Uncertainty
VSWR(S11)	± 0.61
Gain	$\pm 1.92\text{dB}$

4 GENERAL TEST CONFIGURATIONS

4.1 Test Condition

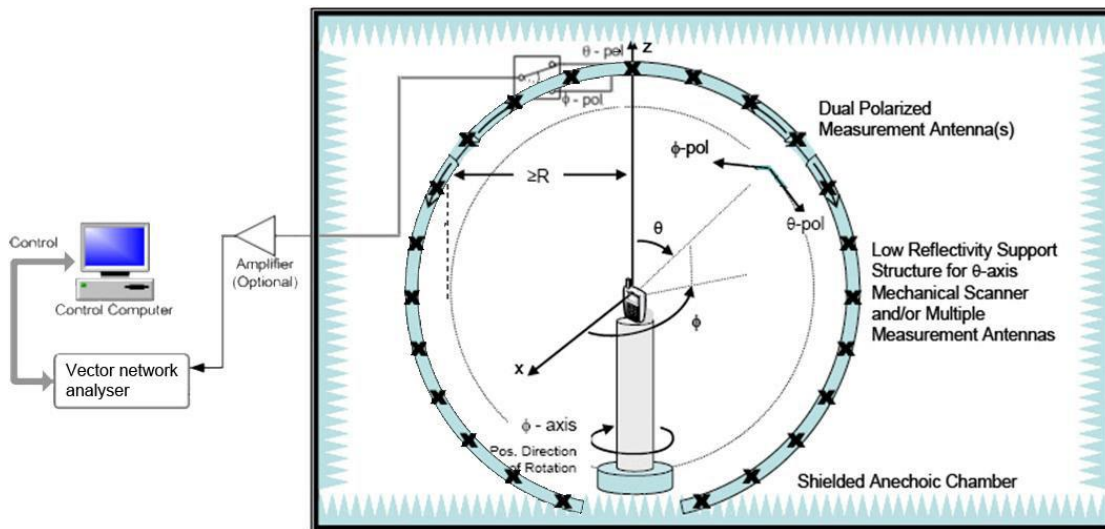
Environment Parameter	Selected Values During Tests			
	Ambient Pressure(KPa)	Temperature(°C)	Voltage	Relative Humidity (%)
Normal Temperature, Normal Voltage (NTNV)	101	25	N/A	50

4.2 Test Equipment List

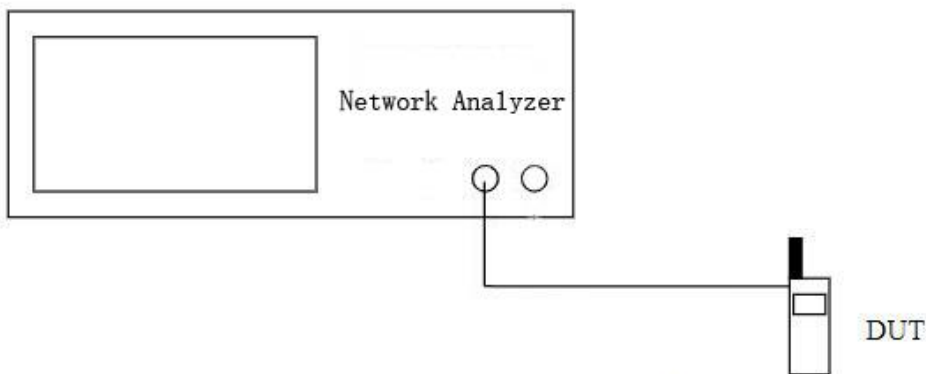
Description	Manufacturer	Model	Serial No.	Cal. Date	Cal. Due
SG24 Multi-probe Antenna Measurement System	SATIMO	SG24-L	1101855-0001	2021.11.12	2024.11.11
Vector Network Analyzer	Agilent	E5071B	MY42404001	2022.04.02	2023.04.01
Description	Manufacturer	Name		Version	
Test Software	MVG	SPM		V 1.8	

4.3 Test Setup

4.3.1 Antenna gain, efficiency and radiation pattern test setup



4.3.2 S11 parameter test setup



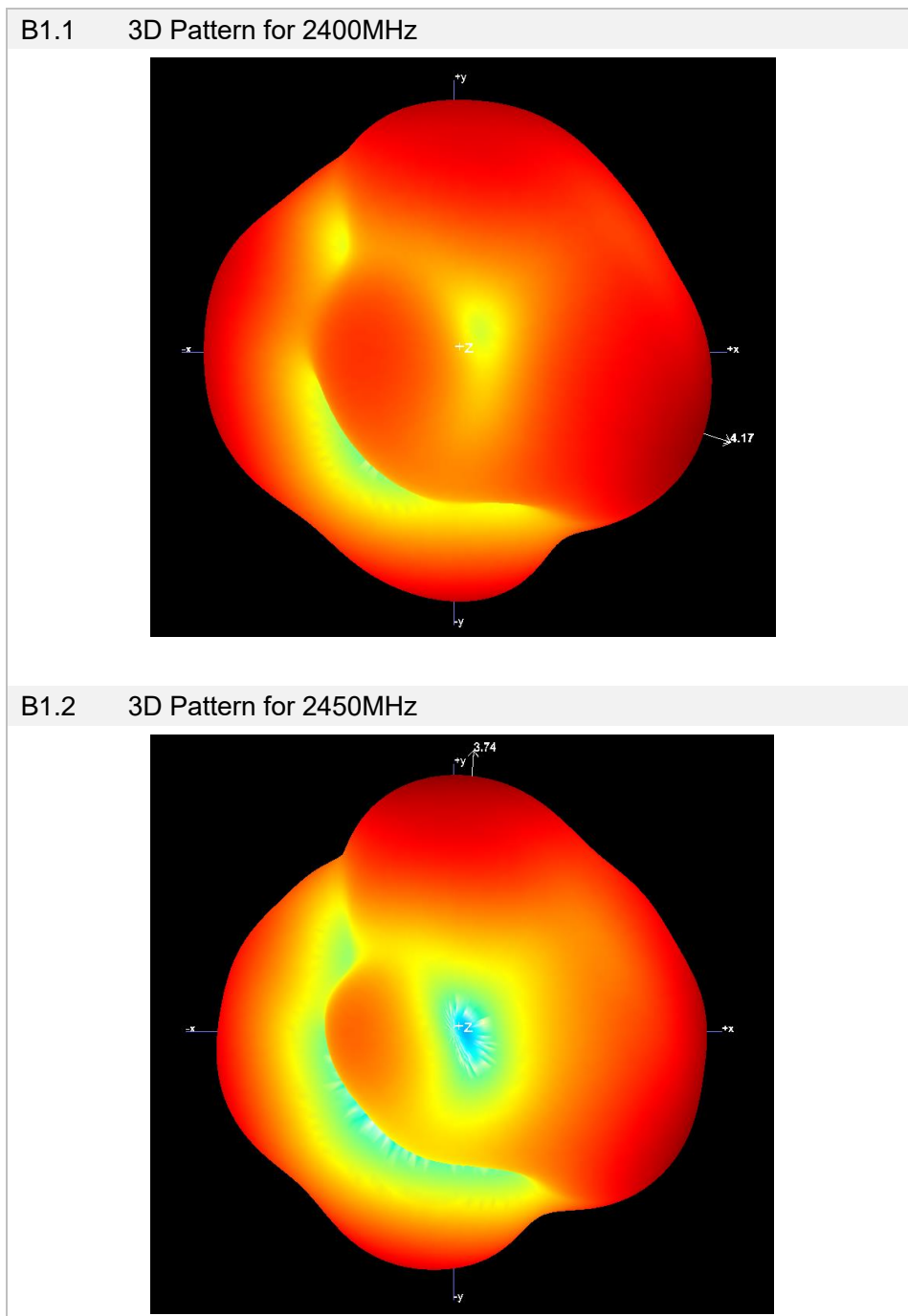
ANNEX A TEST RESULTS

A.1 Gain and Efficiency

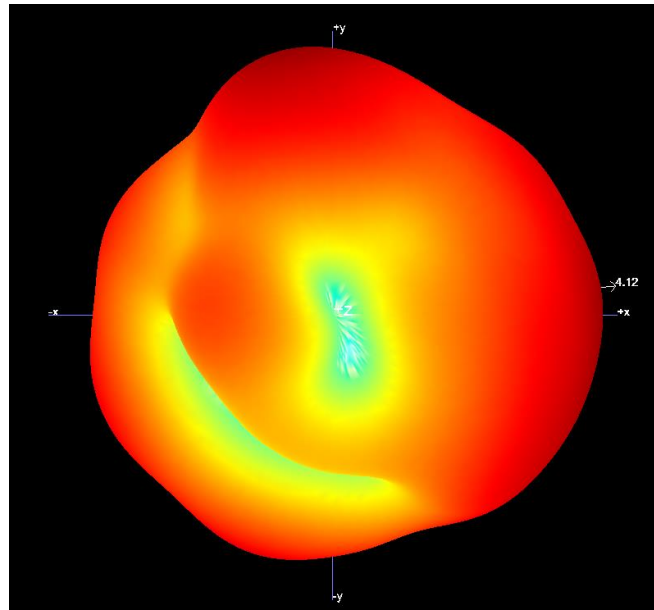
Frequency	Gain (dBi)	Efficiency (%)
2400MHz	4.17	81%
2410MHz	4.32	82%
2420MHz	4.18	83%
2430MHz	4.09	85%
2440MHz	3.86	84%
2450MHz	3.74	83%
2460MHz	3.76	82%
2470MHz	3.94	85%
2480MHz	4.02	87%
2490MHz	4.13	85%
2500MHz	4.12	84%

ANNEX B RADIATION PATTERN

B.1 3D Pattern

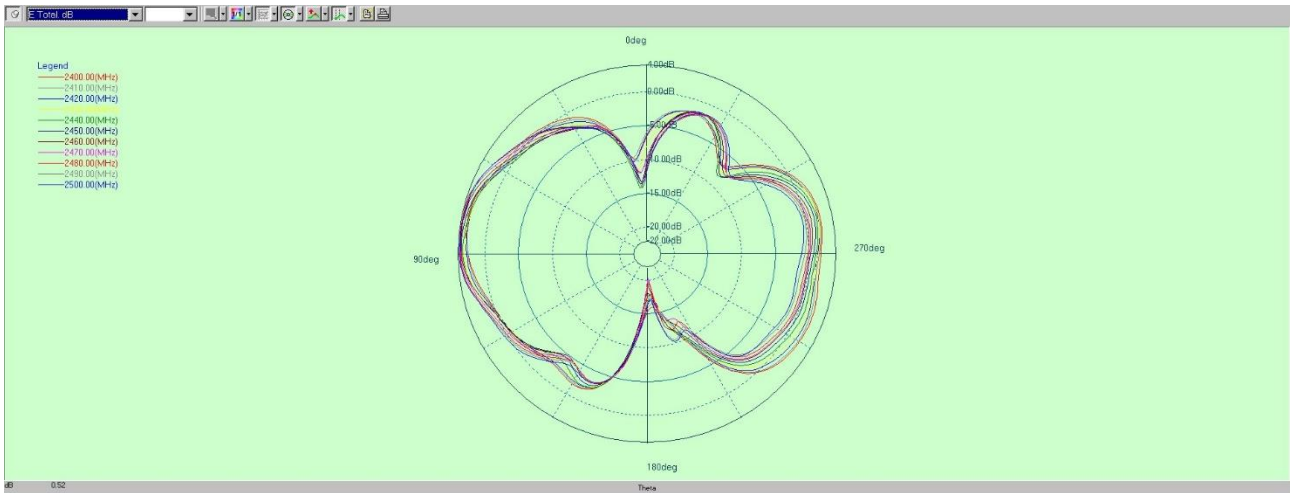


B1.3 3D Pattern for 2500MHz

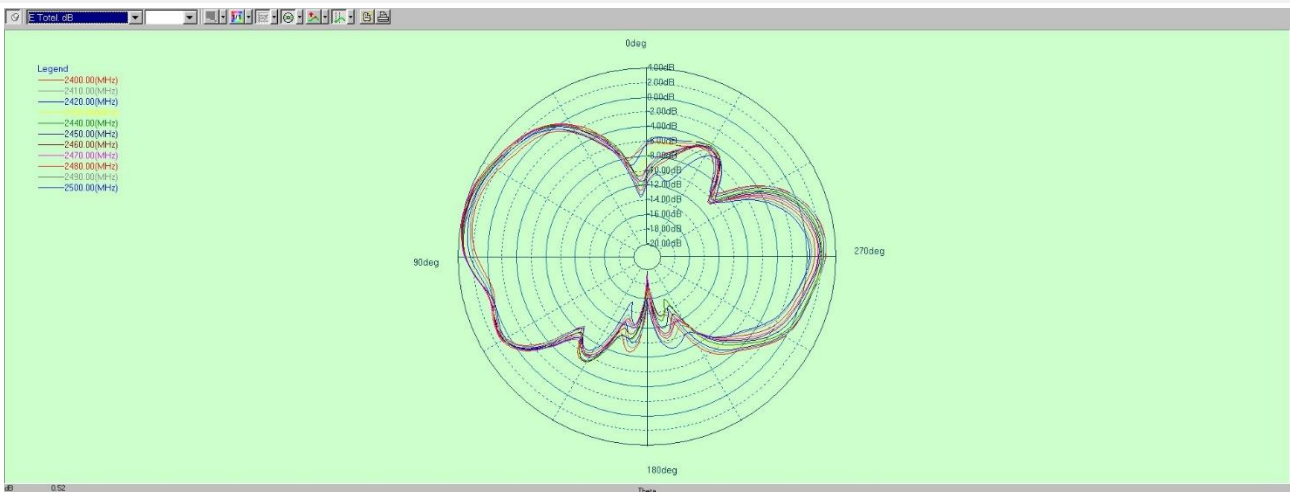


B.2 1D Radiation Pattern

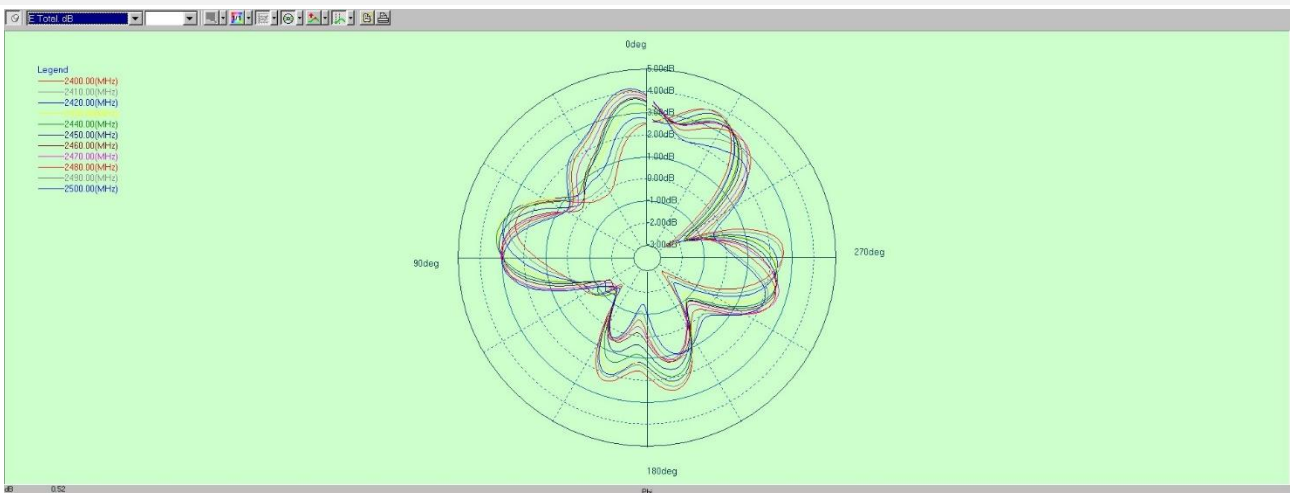
B2.1 PHI=0





B2.2 PHI=90



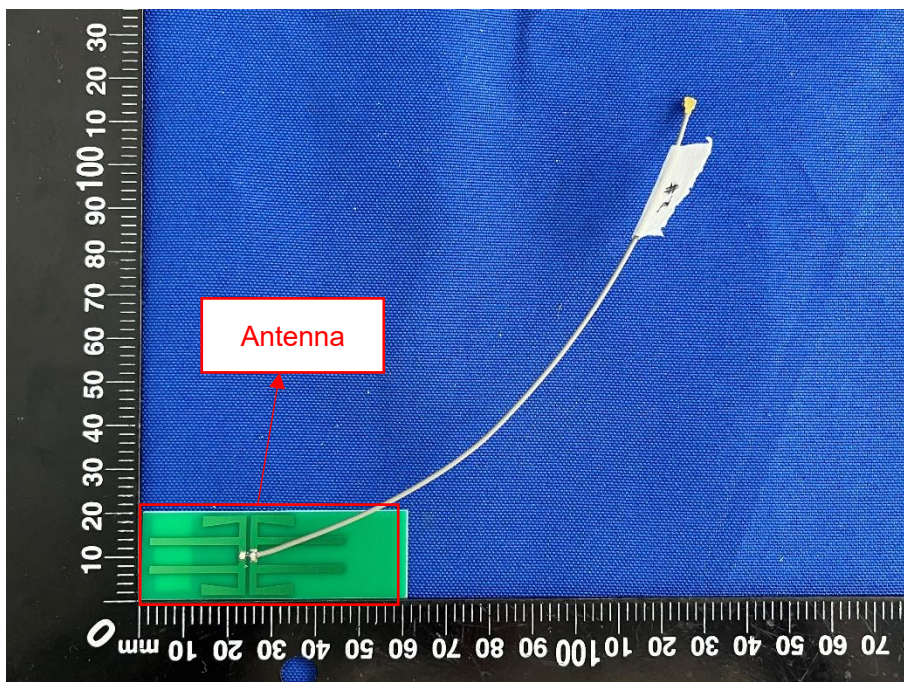
B2.3 THETA=90



ANNEX C TEST SETUP PHOTO



ANNEX D EUT PHOTO



Statement

1. The laboratory guarantees the scientificity, accuracy and impartiality of the test, and is responsible for all the information in the report, except the information provided by the customer. The customer is responsible for the impact of the information provided on the validity of the results.
2. The report without China inspection body and laboratory Mandatory Approval (CMA) mark has no effect of proving to the society.
3. For the report with CNAS mark or A2LA mark, the items marked with "☆" are not within the accredited scope.
4. This report is invalid if it is altered, without the signature of the testing and approval personnel, or without the "inspection and testing dedicated stamp" or test report stamp.
5. The test data and results are only valid for the tested samples provided by the customer.
6. This report shall not be partially reproduced without the written permission of the laboratory.
7. Any objection shall be raised to the laboratory within 30 days after receiving the report.

--END OF REPORT--