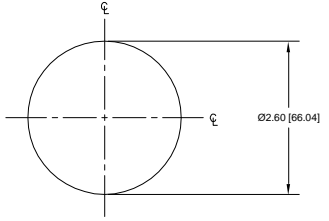


NOTICE OF PROPRIETARY RIGHTS  
 THIS DOCUMENT CONTAINS CONFIDENTIAL TECHNICAL DATA INCLUDING TRADE SECRETS PROPRIETARY TO ANTCOM CORP. DISCLOSURE OF THIS DATA TO YOU IS EXPRESSLY CONDITIONED UPON YOUR ASSENT THAT ITS USE IS LIMITED TO THE WORK YOUR COMPANY ONLY AND DOES NOT INCLUDE MANUFACTURE OR PROCESSING (SHEETS). ANY OTHER USE IS EXPRESSLY PROHIBITED WITHOUT PRIOR WRITTEN CONSENT OF ANTCOM CORP.

REVISIONS				
ZONE	REV	DESCRIPTION	DATE	APPROVED



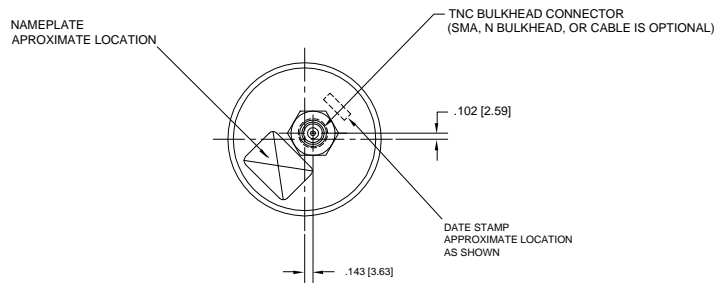
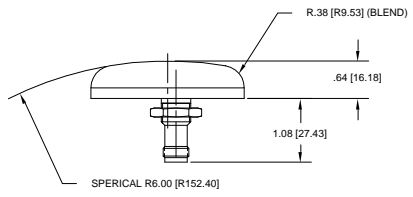
**SPECIFICATIONS**

**ELECTRICAL:**  
 FREQUENCY: L1: (1575.42±10) MHz  
 L2: (1227.0±10) MHz  
 VSWR: 1.5:1  
 OUTPUT IMPEDANCE: 50Ω  
 POLARIZATION: RIGHT HAND CIRCULARLY POLARIZED (RHCP)  
 ANTENNA GAIN: +3.5 dBic  
 DC GROUNDING: YES (LIGHTNING PROTECTION)

**MECHANICAL:**  
 SIZE: DIAMETER 2.60 in. [66.04 mm]  
 HEIGHT .64 in. [16.18 mm]  
 WEIGHT: 4.06 oz. (.115 Kg)  
 FINISH: SKYDROL RESISTANT POLYURETHANE ENAMEL  
 BASE IRIDITE PER MIL-C-5441  
 COLOR: GLOSS WHITE #17925 PER FED-STD-595B  
 LUSTERLESS GRAY #36320 PER FED-STD-595B  
 OLIVE DRAB GREEN #34031 PER FED-STD-595B  
 LUSTERLESS BLACK #37038 PER FED-STD-595B  
 MATERIAL: 6061-T6 ALUMINUM ALLOY BASE  
 THERMOSET PLASTIC RADOME, UV, ABRASION AND SKYDROL RESISTANCE  
 CONNECTOR: TNC BULKHEAD FEMALE  
 (SMA, N BULKHEAD, OR CABLE IS OPTIONAL)

**ENVIRONMENTAL:**  
 TEMPERATURE: -67°F TO +185°F [-55°C TO +85°C]  
 ALTITUDE: 70,000 ft.  
 VIBRATION: 10 G's  
 LEAKAGE: HERMETICALLY SEAL

**FEDERAL & MILITARY SPECIFICATIONS:**  
**DESIGN TO:** FAA TSO-C144, DO-160D, D0-228, MIL-C-5541, MIL-E-5400, MIL-I-45208A, AND MIL-STD-810



- MOUNTING HEX NUT AND LOCK WASHER ARE SUPPLIED BY ANTCOM CORPORATION
- DIMENSIONS IN BRACKETS ARE IN MILLIMETERS [mm]

NOTES: UNLESS OTHERWISE SPECIFIED:

QTY	DESCRIPTION	PART NO	SPECIFICATION	MATERIAL	FINISH	ITEM NO.
1	WASHER, LOCK	AN936B816	-	-	-	2
1	HEX NUT, MOUNTING	1/2-20 HEX	-	-	-	1

UNLESS OTHERWISE SPECIFIED DIMENSIONS ARE IN INCHES		TOLERANCES AND ANGLES	
FRACTIONS	DECIMALS	ANGLES	
± 1/64	± .005	± 1°	
± .0005	± .0005		

PARTS LIST		ANTCOM CORP TORRANCE, CALIFORNIA	
DESIGNER	CHECKED	<b>OUTLINE DRAWING</b> <b>L1/L2 PASSIVE</b> <b>GPS ANTENNA</b>	
ENGINEER			
APPROVED	S. HUYNH		
DATE	01-05-29	REV	
DWG FILE NO		SCALE	1/1
DO NOT SCALE DRAWING		SHEET	1 OF 1