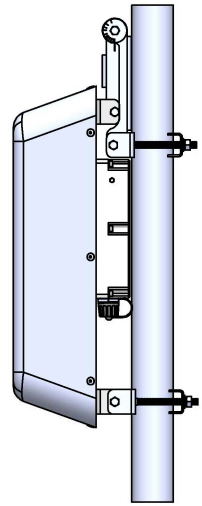


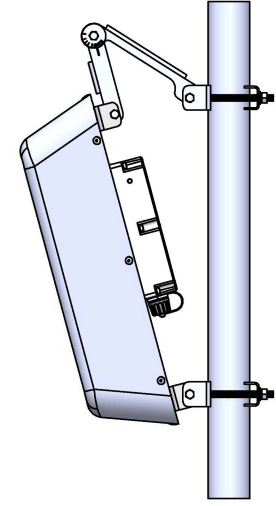

Persistent Systems Proprietary Information
 "Copyright 2016, Persistent Systems, LLC. All rights reserved. Wave Relay® is a registered trademark of Persistent Systems, LLC. This document contains proprietary and confidential information that is the sole property of Persistent Systems, LLC, and this document may not be excerpted, summarized, copied, distributed, or otherwise published, in whole or in part, without the prior written permission of Persistent Systems, LLC."

REVISIONS			
LT'R.	DESCRIPTION	DATE	BY/APPR.
	SEE SHEET 1		

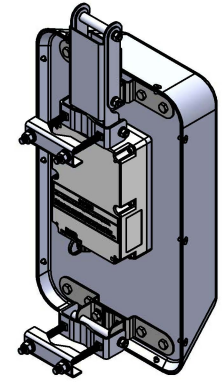
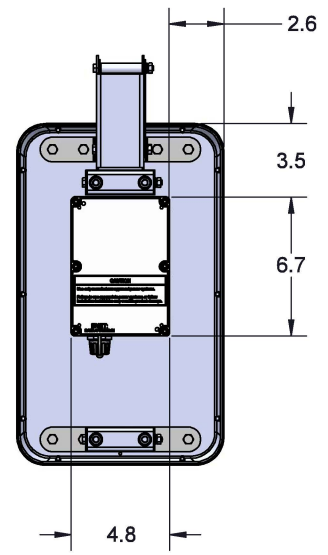
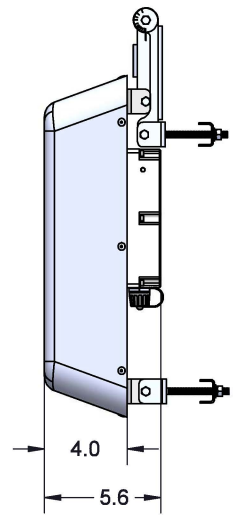
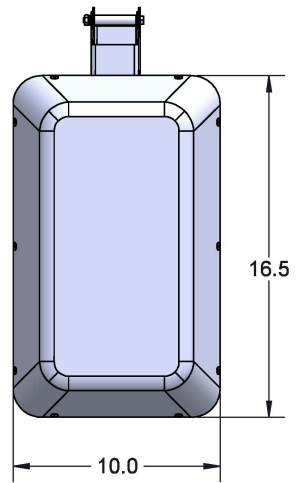
INTEGRATED SECTOR ANTENNA LOWER C-BAND (SYSTEM P/N: WR-INT-ANT-SYS-05)



0 TO 15 DEGREE DOWNTILT



- NOTES:
1. MEETS IP 67 RATING WHEN MOUNTED IN ORIENTATION SHOWN AND USED WITH EITHER MATING IP67 ETHERNET CONNECTORS OR COVERS SECURED.
 2. INTEGRATED ANTENNA WEIGHT: 8.75 LBS DOES NOT INCLUDE CABLING OR POWER SUPPLY
 3. POWER CONSUMPTION: 65W
 4. FREQUENCY RANGE: 4.4 - 5.0 GHz
 5. HORIZONTAL BEAMWIDTH: 120°
 6. VERTICAL BEAMWIDTH: 12°
 7. TRI-POLARIZED DESIGN:
 - 1X 45° SLANT LEFT
 - 1X 45° SLANT RIGHT
 - 1X VERTICAL



Proprietary - NDA Required

NOTE: IP RATING OF ANTENNA IS VOID PENDING TAMPERING OR REMOVAL OF INTEGRATED ENCLOSURE + HARDWARE.

CAGE CODE	SIZE	DWG. NO.	REV.
4YBU2	B	131446	03
SCALE 1:6	WEIGHT	SHEET 6 OF 11	

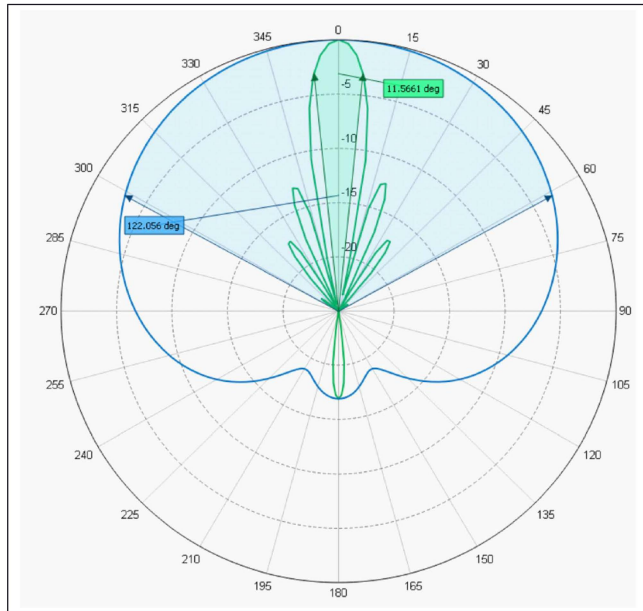
CAD FILE: 131446.SLDRW

Persistent Systems Proprietary Information
 "Copyright 2016, Persistent Systems, LLC. All rights reserved. Wave Relay® is a registered trademark of Persistent Systems, LLC. This document contains proprietary and confidential information that is the sole property of Persistent Systems, LLC, and this document may not be excerpted, summarized, copied, distributed, or otherwise published, in whole or in part, without the prior written permission of Persistent Systems, LLC."

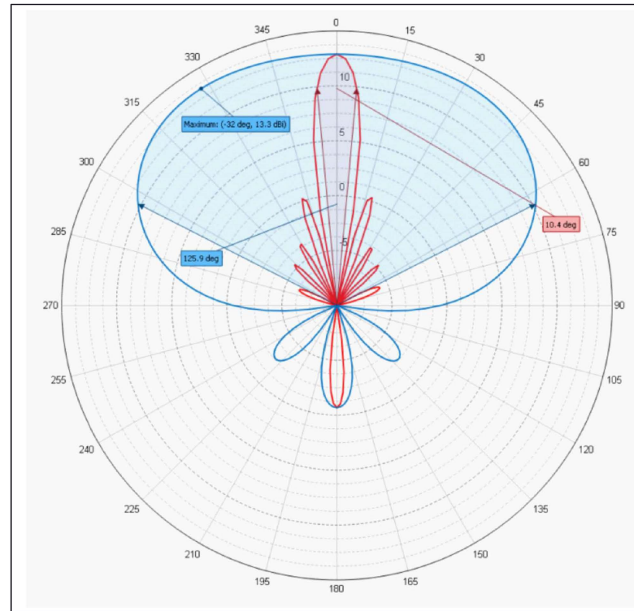
REVISIONS			
LTR.	DESCRIPTION	DATE	BY/APPR.
	SEE SHEET 1		

ANTENNA PATTERNS

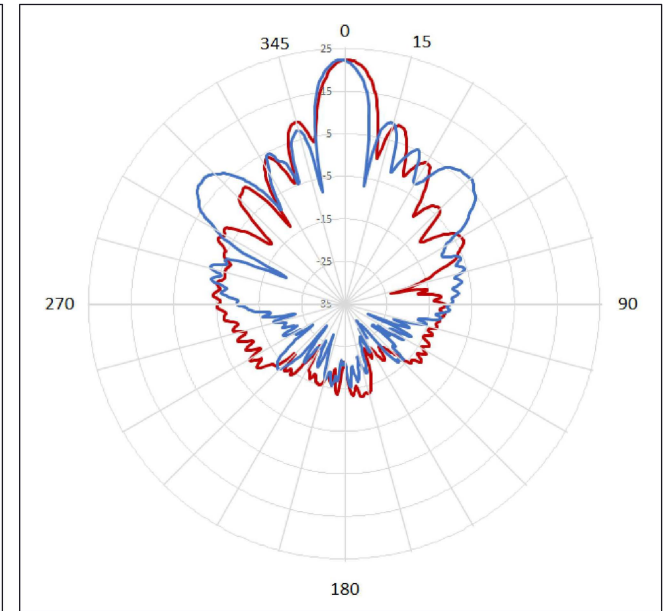
S-BAND SECTOR ANTENNA
ANTENNA P/N: WR-INT-ANT-01
FREQUENCY RANGE: 2.2 - 2.5 GHz



LOWER C-BAND SECTOR ANTENNA
ANTENNA P/N: WR-INT-ANT-05
FREQUENCY RANGE: 4.4 - 5.0 GHz



LOWER C-BAND DIRECTIONAL ANTENNA
ANTENNA P/N: WR-INT-ANT-07
FREQUENCY RANGE: 4.4 - 5.0 GHz



Proprietary - NDA Required

CAGE CODE 4YBU2	SIZE B	DWG. NO. 131446	REV. 03
SCALE 1:5	WEIGHT	SHEET 8 OF 11	

CAD FILE: 131446.SLDDRW