

UNCLASSIFIED

AME OVER FLAT TERRAIN

CR0008
PROFILE 1

RMT BASIC
25.5 K'
360 KGS

OPTION ALPHA
20.5 K'
330 KGS

RMT	
E	N 35° 05.0' W 118° 05.0'
F	N 35° 20.0' W 117° 50.0'
G	N 35° 25.0' W 117° 57.0'
H	N 35° 10.0' W 118° 12.0'

RBM MOJAVE

AME FLAT RUN

OWENS

ISABELLA

SALINE

PANAMINT

R-2505

R-2524

R-2515

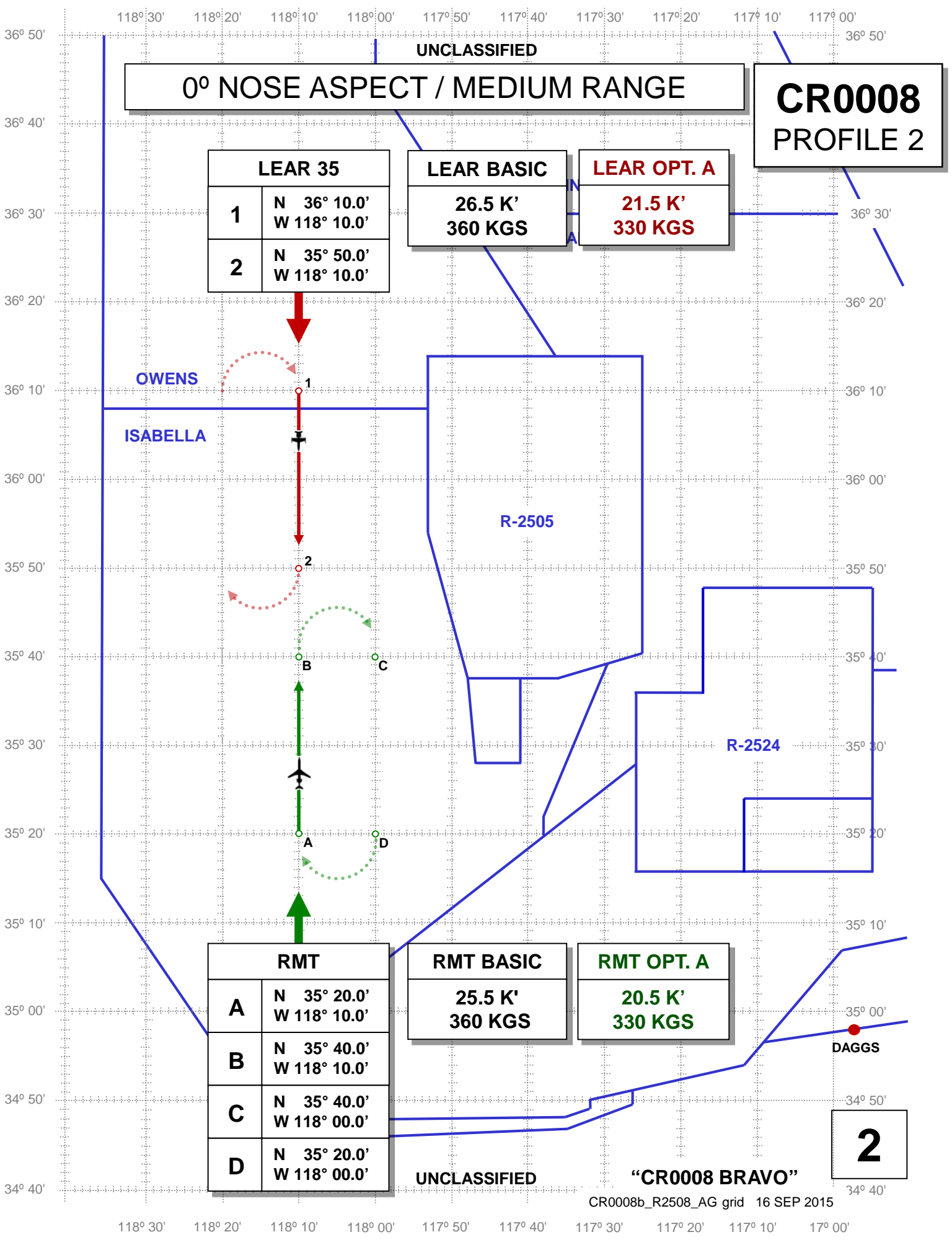
ROSIE

DAGGS

UNCLASSIFIED

"CR0008 BRAVO"

1



0° NOSE ASPECT / MEDIUM RANGE

**CR0008
PROFILE 2**

LEAR 35	
1	N 36° 10.0' W 118° 10.0'
2	N 35° 50.0' W 118° 10.0'

LEAR BASIC
26.5 K' 360 KGS

LEAR OPT. A
21.5 K' 330 KGS

RMT	
A	N 35° 20.0' W 118° 10.0'
B	N 35° 40.0' W 118° 10.0'
C	N 35° 40.0' W 118° 00.0'
D	N 35° 20.0' W 118° 00.0'

RMT BASIC
25.5 K' 360 KGS

RMT OPT. A
20.5 K' 330 KGS

OWENS
ISABELLA

R-2505

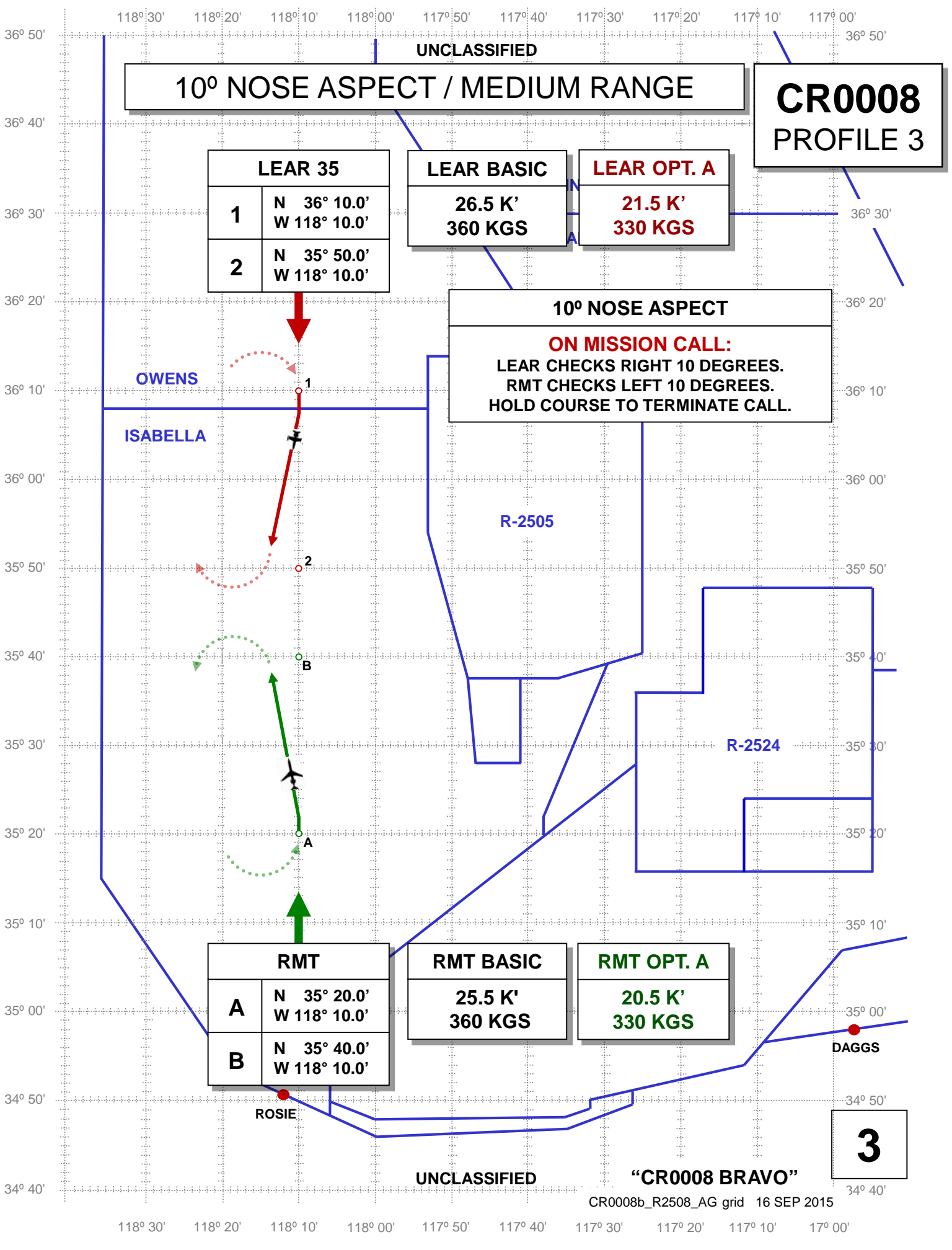
R-2524

DAGGS

2

UNCLASSIFIED

“CR0008 BRAVO”



UNCLASSIFIED

10° NOSE ASPECT / MEDIUM RANGE

**CR0008
PROFILE 3**

LEAR 35	
1	N 36° 10.0' W 118° 10.0'
2	N 35° 50.0' W 118° 10.0'

LEAR BASIC
26.5 K' 360 KGS

LEAR OPT. A
21.5 K' 330 KGS

10° NOSE ASPECT
ON MISSION CALL:
 LEAR CHECKS RIGHT 10 DEGREES.
 RMT CHECKS LEFT 10 DEGREES.
 HOLD COURSE TO TERMINATE CALL.

OWENS
ISABELLA

R-2505

R-2524

RMT	
A	N 35° 20.0' W 118° 10.0'
B	N 35° 40.0' W 118° 10.0'

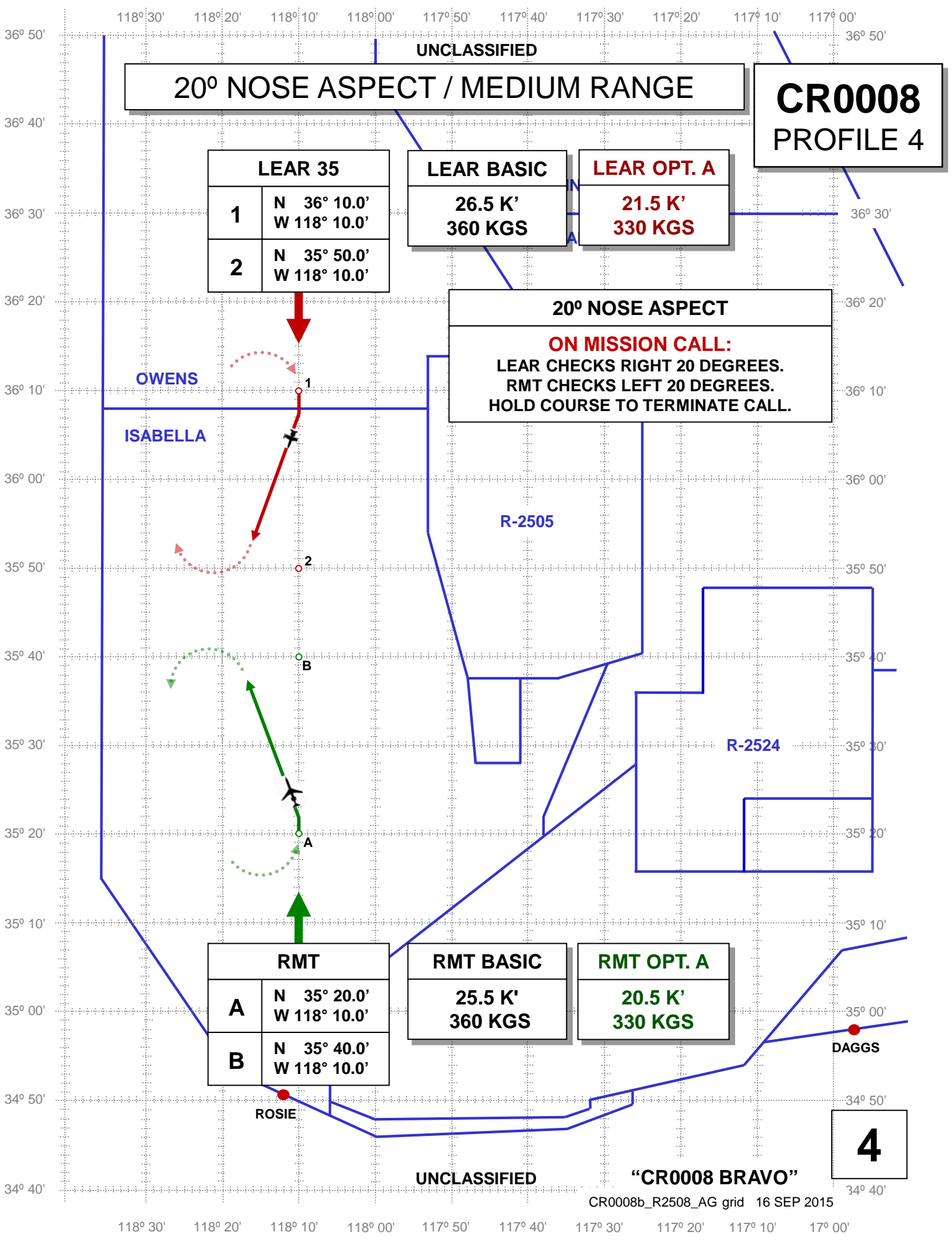
RMT BASIC
25.5 K' 360 KGS

RMT OPT. A
20.5 K' 330 KGS

3

UNCLASSIFIED

“CR0008 BRAVO”



20° NOSE ASPECT / MEDIUM RANGE

**CR0008
PROFILE 4**

LEAR 35	
1	N 36° 10.0' W 118° 10.0'
2	N 35° 50.0' W 118° 10.0'

LEAR BASIC
26.5 K' 360 KGS

LEAR OPT. A
21.5 K' 330 KGS

20° NOSE ASPECT
ON MISSION CALL:
 LEAR CHECKS RIGHT 20 DEGREES.
 RMT CHECKS LEFT 20 DEGREES.
 HOLD COURSE TO TERMINATE CALL.

RMT	
A	N 35° 20.0' W 118° 10.0'
B	N 35° 40.0' W 118° 10.0'

RMT BASIC
25.5 K' 360 KGS

RMT OPT. A
20.5 K' 330 KGS

OWENS
ISABELLA

R-2505

R-2524

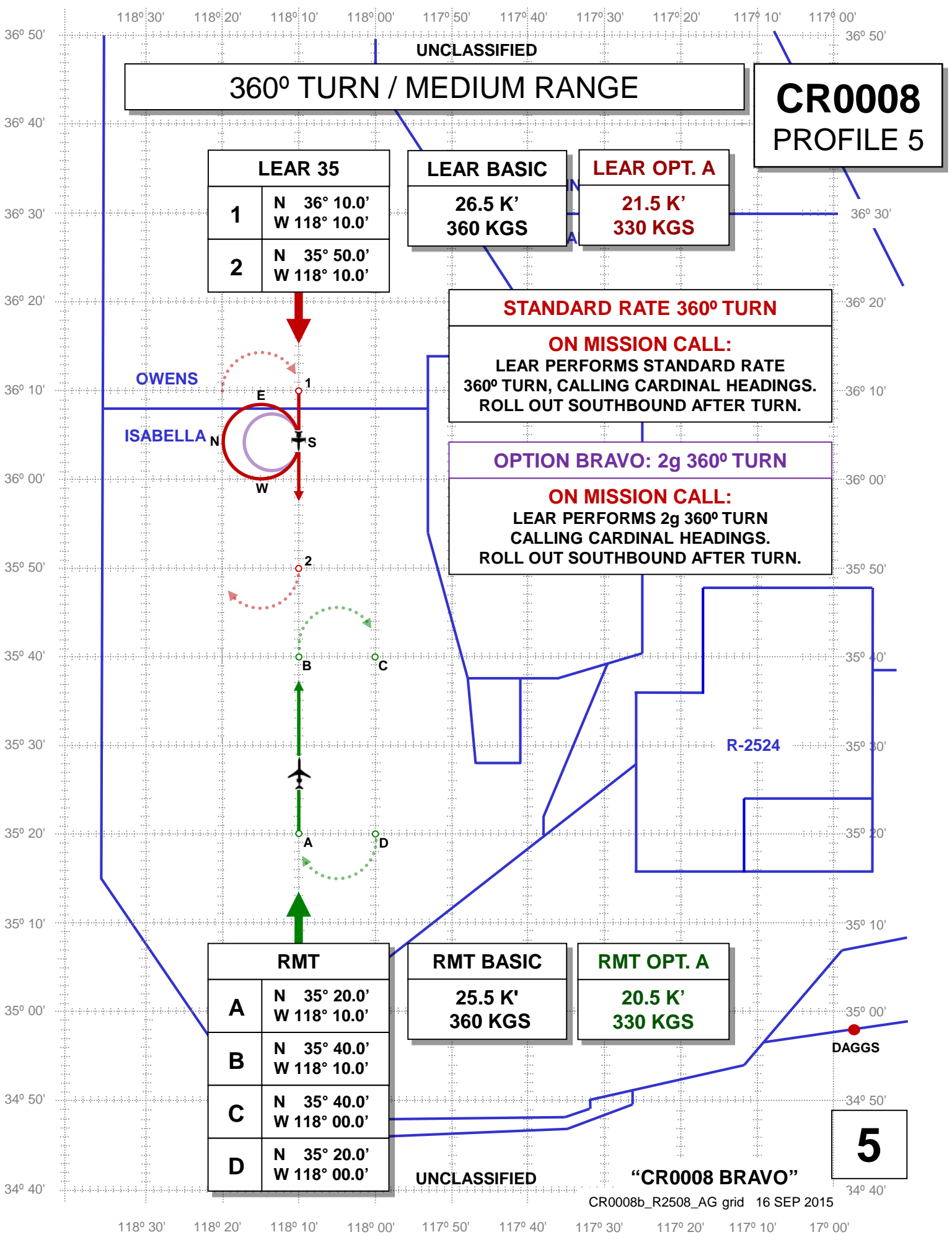
ROSIE

DAGGS

4

UNCLASSIFIED

“CR0008 BRAVO”



UNCLASSIFIED

360° TURN / MEDIUM RANGE

**CR0008
PROFILE 5**

LEAR 35	
1	N 36° 10.0' W 118° 10.0'
2	N 35° 50.0' W 118° 10.0'

LEAR BASIC
26.5 K' 360 KGS

LEAR OPT. A
21.5 K' 330 KGS

STANDARD RATE 360° TURN

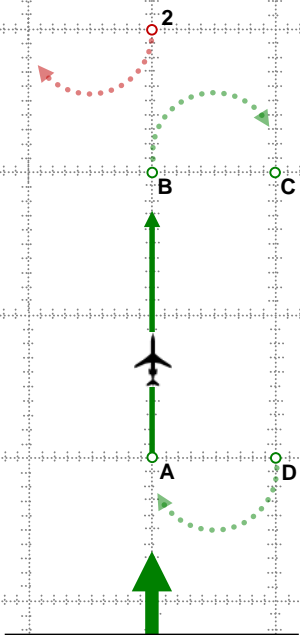
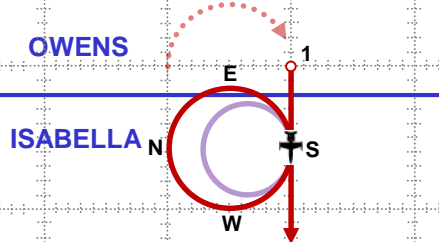
ON MISSION CALL:

LEAR PERFORMS STANDARD RATE 360° TURN, CALLING CARDINAL HEADINGS. ROLL OUT SOUTHBOUND AFTER TURN.

OPTION BRAVO: 2g 360° TURN

ON MISSION CALL:

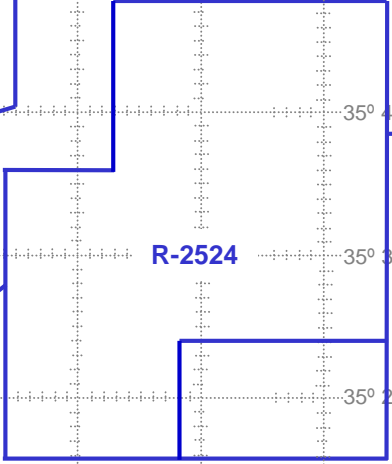
LEAR PERFORMS 2g 360° TURN CALLING CARDINAL HEADINGS. ROLL OUT SOUTHBOUND AFTER TURN.



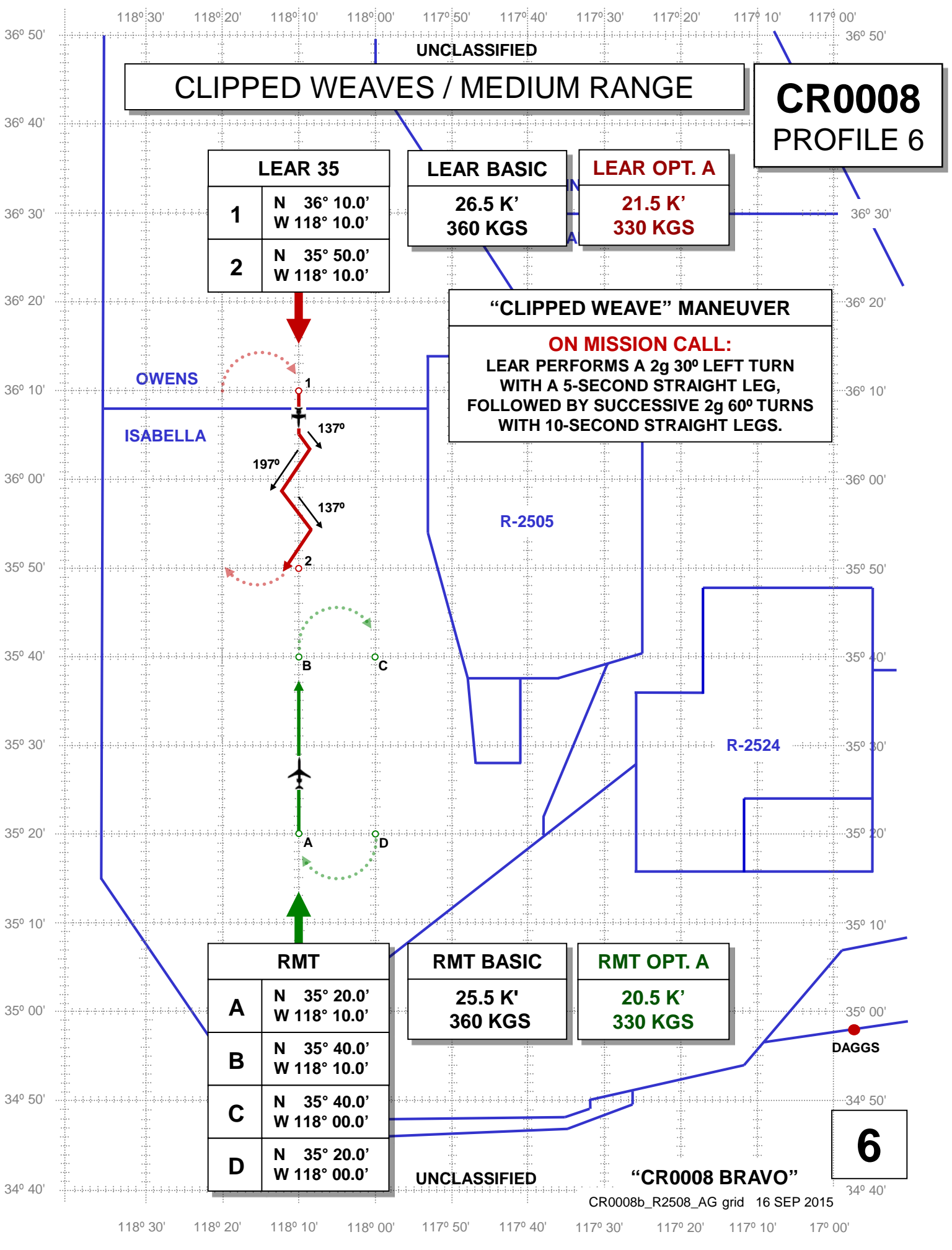
RMT	
A	N 35° 20.0' W 118° 10.0'
B	N 35° 40.0' W 118° 10.0'
C	N 35° 40.0' W 118° 00.0'
D	N 35° 20.0' W 118° 00.0'

RMT BASIC
25.5 K' 360 KGS

RMT OPT. A
20.5 K' 330 KGS



5



CLIPPED WEAVES / MEDIUM RANGE

**CR0008
PROFILE 6**

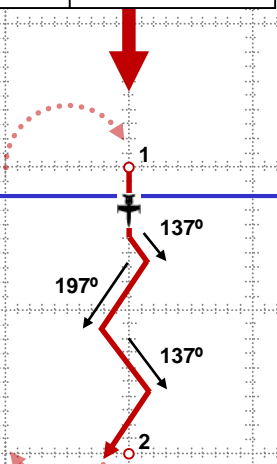
LEAR 35	
1	N 36° 10.0' W 118° 10.0'
2	N 35° 50.0' W 118° 10.0'

LEAR BASIC
26.5 K' 360 KGS

LEAR OPT. A
21.5 K' 330 KGS

“CLIPPED WEAVE” MANEUVER
ON MISSION CALL:
LEAR PERFORMS A 2g 30° LEFT TURN WITH A 5-SECOND STRAIGHT LEG, FOLLOWED BY SUCCESSIVE 2g 60° TURNS WITH 10-SECOND STRAIGHT LEGS.

OWENS
ISABELLA



R-2505

R-2524

RMT	
A	N 35° 20.0' W 118° 10.0'
B	N 35° 40.0' W 118° 10.0'
C	N 35° 40.0' W 118° 00.0'
D	N 35° 20.0' W 118° 00.0'

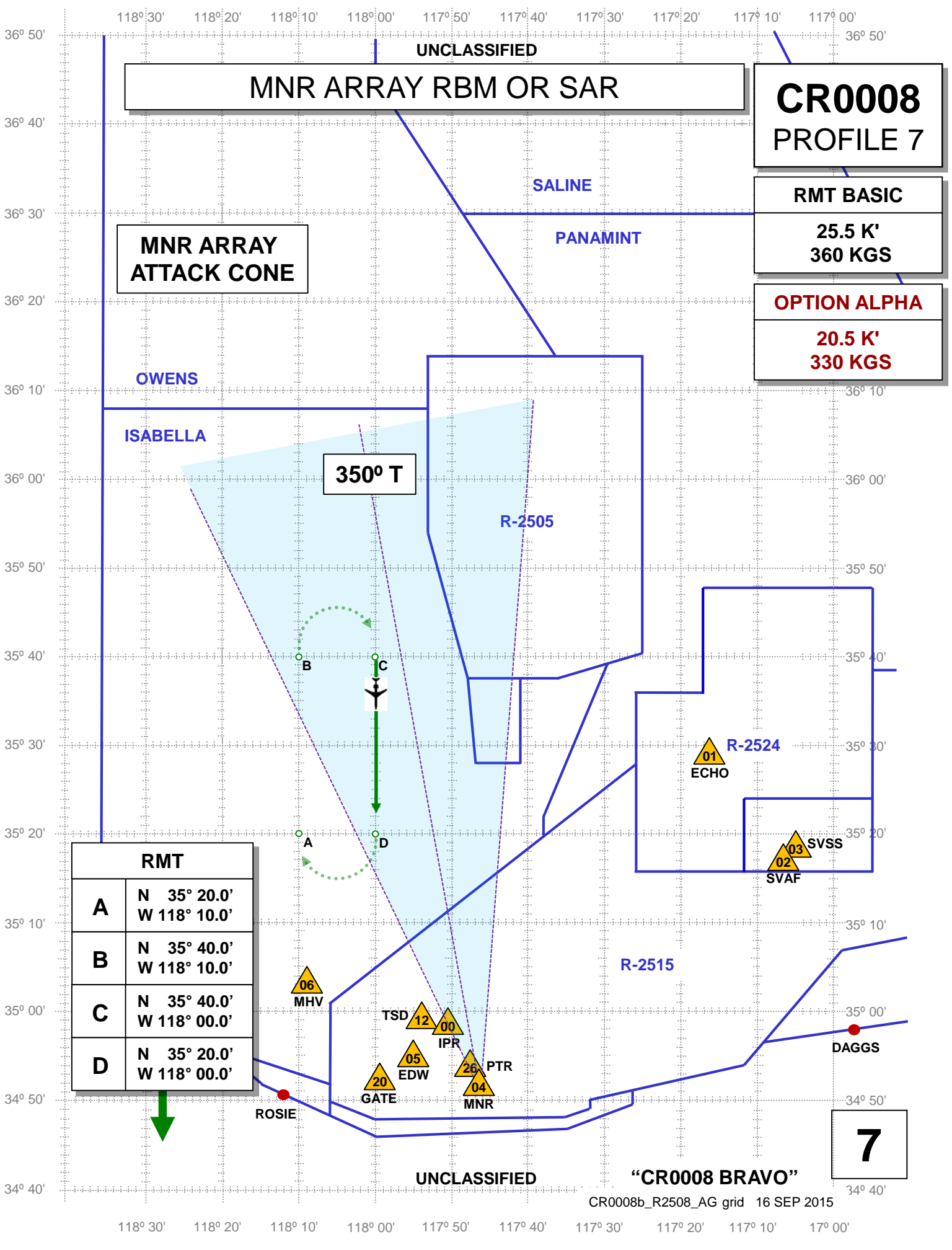
RMT BASIC
25.5 K' 360 KGS

RMT OPT. A
20.5 K' 330 KGS

6

UNCLASSIFIED

“CR0008 BRAVO”



MNR ARRAY RBM OR SAR

**CR0008
PROFILE 7**

**MNR ARRAY
ATTACK CONE**


RMT BASIC
25.5 K'
360 KGS

OPTION ALPHA
20.5 K'
330 KGS

350° T

RMT	
A	N 35° 20.0' W 118° 10.0'
B	N 35° 40.0' W 118° 10.0'
C	N 35° 40.0' W 118° 00.0'
D	N 35° 20.0' W 118° 00.0'

7



UNCLASSIFIED

IPR ARRAY RBM OR SAR

CR0008
PROFILE 8

RMT BASIC

25.5 K'
360 KGS

OPTION ALPHA

20.5 K'
330 KGS

IPR ARRAY
ATTACK CONE

SALINE

PANAMINT

OWENS

ISABELLA

354° T

R-2505

R-2524

01
ECHO

02 03
SVAF SVSS

R-2515

DAGGS

ROSIE

20
GATE

05
EDW

12
TSD

00
IPR

26
PTR

04
MNR

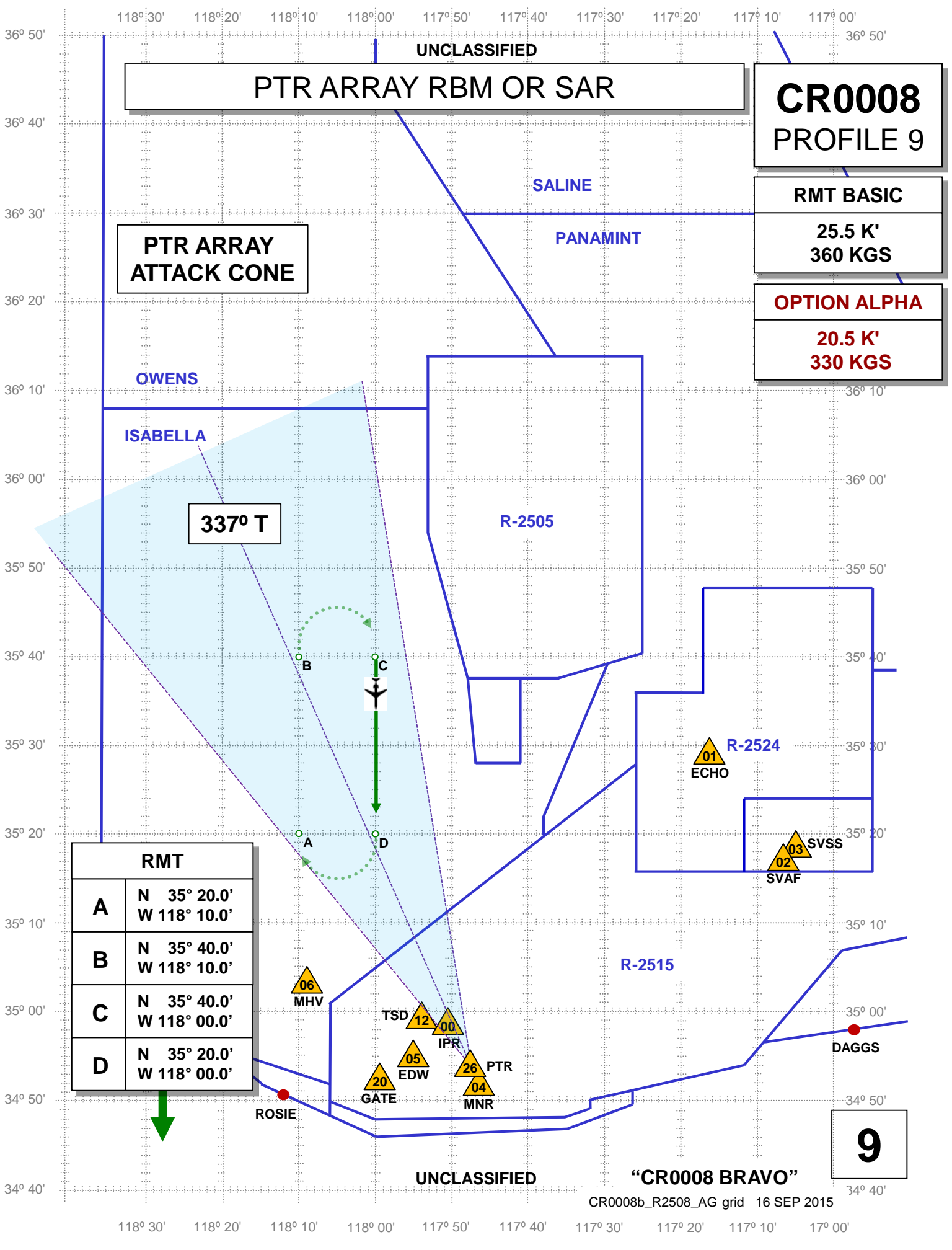
RMT	
A	N 35° 20.0' W 118° 10.0'
B	N 35° 40.0' W 118° 10.0'
C	N 35° 40.0' W 118° 00.0'
D	N 35° 20.0' W 118° 00.0'

8

UNCLASSIFIED

"CR0008 BRAVO"

CR0008b_R2508_AG grid 16 SEP 2015



PTR ARRAY RBM OR SAR

UNCLASSIFIED

CR0008
PROFILE 9

RMT BASIC

25.5 K'
360 KGS

OPTION ALPHA

20.5 K'
330 KGS

PTR ARRAY
ATTACK CONE

SALINE

PANAMINT

OWENS

ISABELLA

337° T

R-2505

RMT	
A	N 35° 20.0' W 118° 10.0'
B	N 35° 40.0' W 118° 10.0'
C	N 35° 40.0' W 118° 00.0'
D	N 35° 20.0' W 118° 00.0'

R-2524

01
ECHO

02
SVAF

03
SVSS

R-2515

06
MHV

TSD **12**

05
EDW

20
GATE

00
IPR

26
PTR

04
MNR

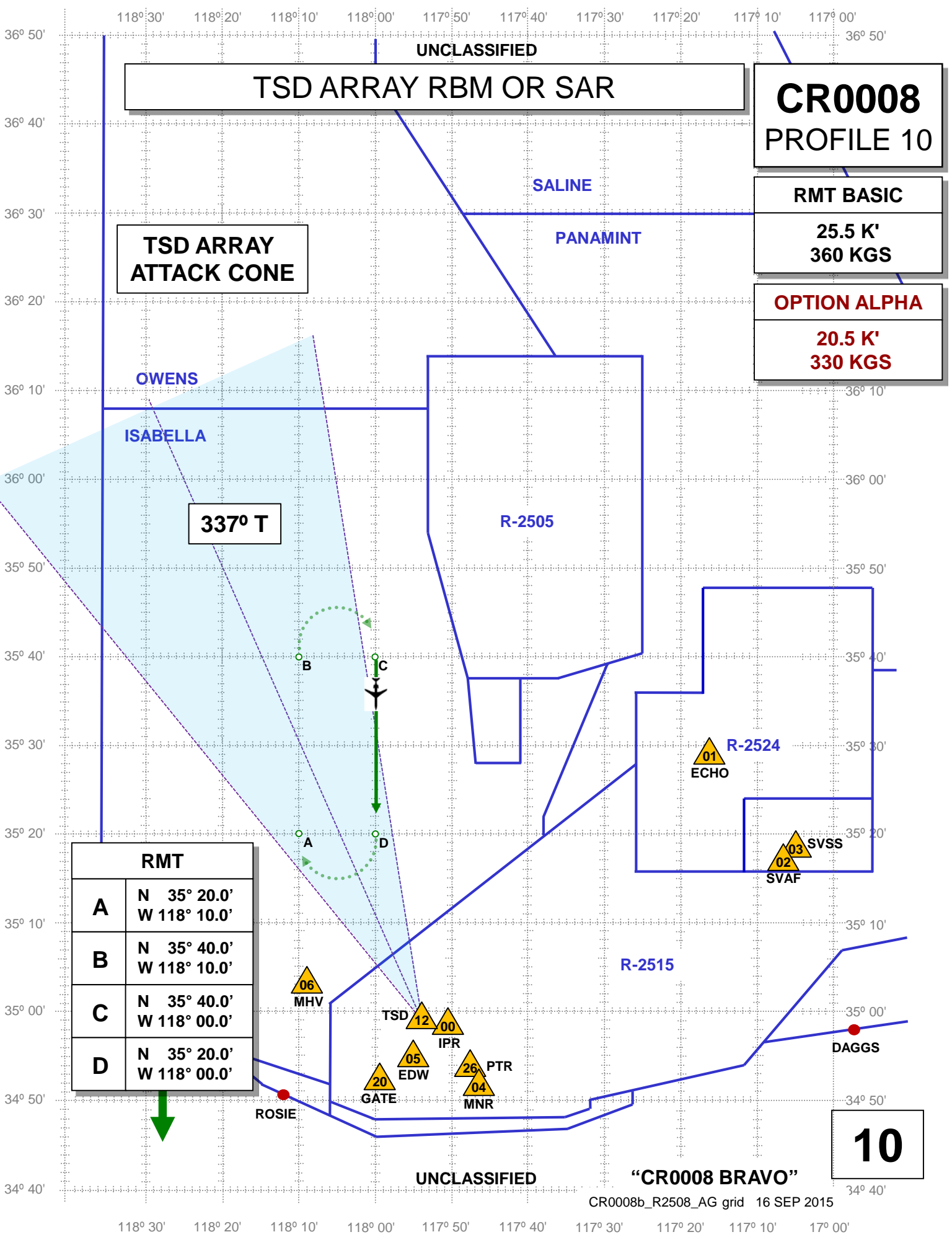
ROSIE

DAGGS

UNCLASSIFIED

"CR0008 BRAVO"

9



TSD ARRAY RBM OR SAR

CR0008
PROFILE 10

RMT BASIC

25.5 K'
360 KGS

OPTION ALPHA

20.5 K'
330 KGS

TSD ARRAY
ATTACK CONE

OWENS
ISABELLA

SALINE
PANAMINT

337° T

UNCLASSIFIED

UNCLASSIFIED

"CR0008 BRAVO"

RMT	
A	N 35° 20.0' W 118° 10.0'
B	N 35° 40.0' W 118° 10.0'
C	N 35° 40.0' W 118° 00.0'
D	N 35° 20.0' W 118° 00.0'

10