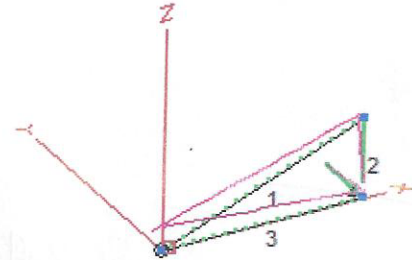
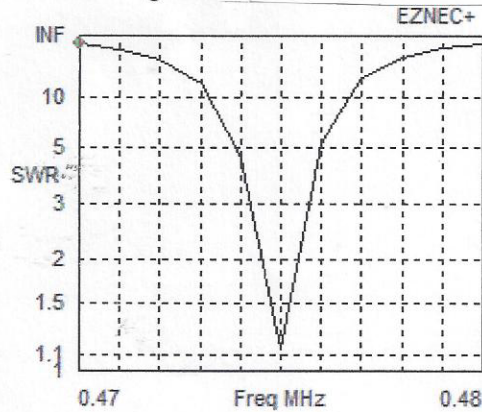


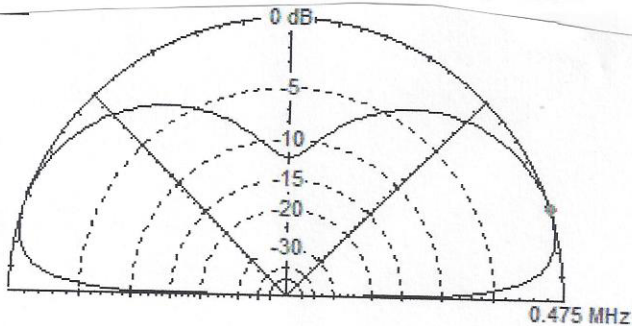
Top wire is 160 ft sloper to 60 ft high and 50 ft vertical down; total of 210 ft. Radial is under
EZNEC+



Z at 475 KHz = 2.163 +j0 with 460 uh loading coil.



Freq	0.47 MHz	Source #	1
SWR	77	Z0	2.1
Z	18.76 at -83.45 deg. = 2.142 - j 18.64 ohms		
Refl Coeff	0.9744 at -13.07 deg. = 0.9491 - j 0.2203		
Ret Loss	0.2 dB		



Elevation Plot		Cursor Elev	19.0 deg.
Azimuth Angle	0.0 deg.	Gain	-4.41 dBi
Outer Ring	-4.41 dBi		0.0 dBmax
Slice Max Gain	-4.41 dBi @ Elev Angle = 19.0 deg.		
Beamwidth	49.1 deg.; -3dB @ 3.8, 52.9 deg.		
Sidelobe Gain	-4.42 dBi @ Elev Angle = 161.0 deg.		
Front/Sidelobe	0.01 dB		