

Date: May 13, 2015

Subject: Public and Redacted Version of Request for Confidential Treatment and Complementary Exhibits

FCC File No.: 0307-EX-PL-2015

To Whom It May Concern:

Google Inc. (Google), pursuant to 5 U.S.C. § 552 and Sections 0.457 and 0.459 of the Commission's Rules, 47 C.F.R. §§ 0.457, 0.459, hereby requests that certain information complementary to its above-referenced Experimental Radio Service License (Experimental License) be treated as confidential and not subject to public inspection. The designated information constitutes confidential and proprietary information that, if subject to public disclosure, would cause significant commercial, economic, and competitive harm. As described below, Google's request satisfies the standards for grant of such requests set forth in Sections 0.457 and 0.459 of the Commission's Rules.

In accordance with Section 0.459(b) and in support of this request, Google provides the following information:

**1. Identification of the Information for Which Confidential Treatment is Sought:**

Google's request for confidential treatment is limited to the following information that has been redacted from the Experimental License and complementary exhibits. Google does not seek to withhold from public inspection information in the Experimental License necessary for interference mitigation, including applicant name, contact information, test location, frequency, output power, effective radiated power, emission characteristics and modulation.

**Exhibit A - Narrative Statement:**

Google requests confidential treatment of the following underlined text from Exhibit A that contains confidential and proprietary information regarding the proposed tests/experiments:

Consistent with the standards set forth in Section 5.63 of the Federal Communications Commission's (FCC's or Commission's) Rules, 47 C.F.R. § 5.63, Google Inc. (Google) requests an Experimental Radio Service License (Experimental License) and outlines below the compelling reasons why 0307-EX-PL-2015 should be granted expeditiously.

Google requests that the Experimental License be granted for a period of 24 months. The Experimental License is needed for continued demonstration and testing of experimental transmitters.

Consistent with 0923-EX-ST-2014 and 0460-EX-ST-2015 (Call Sign WH9XZW), testing will continue to measure [REDACTED]. [REDACTED]. [REDACTED]. [REDACTED]. Because such data is not readily available, Google will continue to measure [REDACTED].

The tests will continue to use point-to-point communications between between three sites located in the Bay Area. The locations continue to be as follows:

- Location 1: 37°20'40" N, 122°12'56" W
- Location 2: 37°25'3" N, 122°4'39" W
- Location 3: 37°25'33" N, 122°04'20" W

The equipment used will continue to include three types of radios: one that operates in the frequencies between 5775 MHz-5825 MHz (5.8 GHz); one that operates at 24.2 GHz; and one that operates in the 71-76 GHz and 81-86 GHz millimeter wave bands. Google will continue to transmit 5.8 GHz and 24.2 GHz signals from Location 1 to Locations 2 and 3. Google will continue to transmit millimeter wave band signals between Locations 1 and 2 and between Locations 1 and 3. No transmissions will occur between Locations 2 and 3. [REDACTED]. [REDACTED]. [REDACTED]. [REDACTED].

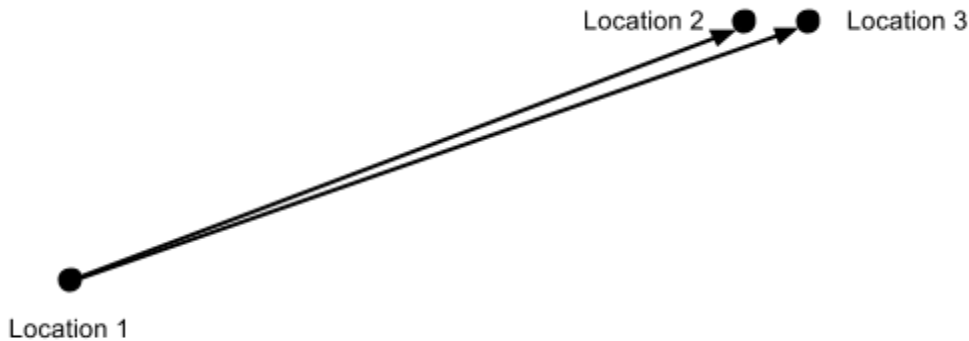
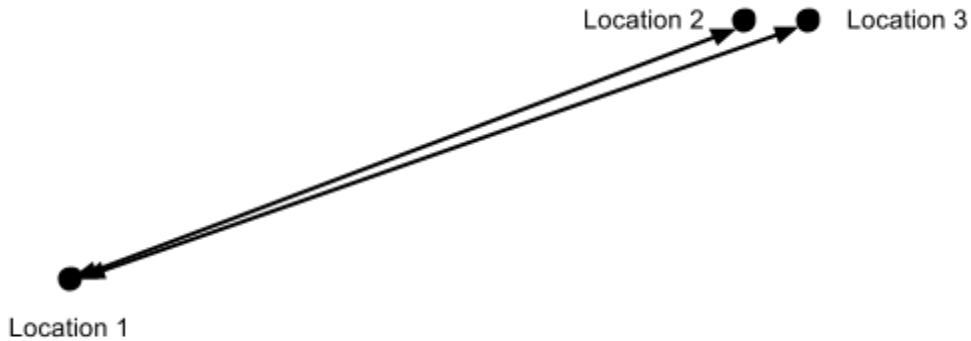


Figure 1: 5.8 GHz and 24.2 GHz transmissions<sup>1</sup>

<sup>1</sup> Drawing is for illustrative purposes and is not to scale.



**Figure 2: Millimeter wave transmissions<sup>2</sup>**

The maximum conducted power and maximum EIRP for each radio that will continue to be as set forth below:

Radio <sup>3</sup>	Maximum Transmit Power	Maximum EIRP
5.8 GHz Radio	0.1 W	+22 dBW
24.2 GHz Radio	0.1 W	+31 dBW
71-76 GHz and 81-86 GHz Radio (as modified by amplifier)	0.1 W	+42 dBW

Grant of this Experimental License will not adversely impact any authorized user of RF spectrum for the reasons stated below.

**5.8 GHz operation:** Google’s 5.8 GHz test will not cause harmful interference to any other authorized user of spectrum. The conducted power of Google’s operation is just one-tenth of the 1 Watt limit allowed for unlicensed devices in this band.<sup>4</sup> Although the proposed operation exceeds the field strength limitations set forth in 47 C.F.R. § 15.249, the transmission will continue to comply with the power spectral density requirements set forth in 47 C.F.R. § 15.407(a)(3). The following attributes of the testing will further mitigate any potential interference concerns:

<sup>2</sup> Drawing is for illustrative purposes and is not to scale.

<sup>3</sup> While Google may test radios in the frequencies ranging between 5775 MHz and 5825 MHz, 72500 and 72550 MHz, and 82500 MHz and 82550, the actual bandwidth of the signals employed will continue to be extremely narrow, and the operation will continue to occupy no more than 10 Hz at any given time. See Exhibit B in support of this application for further details.

<sup>4</sup> 47 C.F.R. §15.247(b)(3); 47 C.F.R. §15.407(a)(3).

(1) The transmitter will continue to be [REDACTED]. The other principal operations in this band are Part 15 unlicensed devices, Part 18 ISM devices, and amateur radio operators.<sup>5</sup> [REDACTED]. [REDACTED], the closest possible operations would be at least 300 meters away, [REDACTED]. Once Google's signal travels 300 meters, the signal in the line-of-sight (LOS) path will have attenuated by -66 dB. The signal power received by an omnidirectional antenna placed at 300 meters from the transmitter, if the receiver is centered with the correct polarization in the beam of the LOS link and there are no intervening obstructions, would be at most -46 dBm. This signal power is well below the signal strengths from typical Wi-Fi transmitters in the 5 GHz band and is not expected to cause harmful interference. By comparison, interference from commercial Wi-Fi equipment can be as much as -10 dBm in an urban environment. For receivers not in the LOS path, or located on the ground and obscured by buildings or foliage, the strength of Google's signal will be significantly less than the strength predicted by the ideal free space calculation set forth above.

(2) Google will continue to employ highly directional, narrow bandwidth transmissions. The full beamwidth of the antenna is only 6.2 degrees. Other users of the 5.8 GHz band are unlikely to be transmitting directly in the beamwidth, and as a result, their communications are unlikely to be affected.

**24.2 GHz operation:** Google's continued testing in the 24 GHz band similarly will avoid harmful interference to other users of the band. There are three classes of non-federal users in the 24.05-24.25 GHz band: Part 18 ISM users, Part 90 private land mobile radio users, and Part 97 amateur radio users.

Google's operations will continue to avoid interference with Part 18 users, who do not need a license to operate their equipment. Although Google's test equipment will continue to exceed the field strength limitations set forth in 47 C.F.R. §15.249 for fixed, point-to-point operations in the 24.2 GHz band, the transmissions will continue to employ extremely directional, narrow bandwidth transmissions. Indeed, the full beamwidth of the antenna at 24.2 GHz is only 1.4 degrees, making it extremely unlikely that unaffiliated transmissions will pass through the main beam of the antenna. And as with the 5.8 GHz transmissions, all of the 24.2 GHz transmitters will continue to be placed [REDACTED].

Based on a query of the FCC's universal licensing system (ULS), there are six active, licensed Part 90 users in San Mateo or Santa Clara County in the spectrum between 24.05 GHz and 24.25 GHz.<sup>6</sup> No disruptions to Call Signs KA69657, KD3081, KD36972, KE2004, KP4696, and KL5302 have been noted or reported during tests taking place under Google's grant of Special Temporary

---

<sup>5</sup> See 47 C.F.R. § 2.106 (FCC Table of Frequency Allocations).

<sup>6</sup> A geographic search limited to California did not yield any active, Part 90 licenses in ULS. A nationwide search, however, yielded several active, licensed Part 90 users in California including six in San Mateo or Santa Clara.

Authority (Call Sign WH9XZW). Transmissions over Google's highly directional links pass to the south of the areas of operation for Call Signs KA69657 (Half Moon Bay), KD3081 (Palo Alto), KD36972 (South San Francisco), KE2004 (San Bruno), and KP4696 (San Mateo). Google's transmissions pass to the north of the area of operation for call sign KL5302 (Sunnyvale). In addition, in most of these cases, Google's transmissions will continue to be directed away from the operation of the Part 90 licensees.

There are no active, licensed Part 97 users in either San Mateo or Santa Clara County in the spectrum between 24.05 GHz and 24.25 GHz. Operations in other counties are unlikely to experience interference as the transmitter will continue to be located in the southern part of San Mateo County, close to the Santa Clara County border.

Google is prepared to coordinate with the National Telecommunications and Information Administration to ensure that testing does not interfere with any earth exploration satellites services in this band.<sup>7</sup>

**Millimeter wave band operation:** Google's testing will continue to comply with the technical specifications set forth in Part 101 for commercial millimeter wave operations in the 71-76 GHz and 81-86 GHz band and Google believes no experimental authorization is necessary. Nevertheless, because the rules do not explicitly address continuous waveform transmissions in these bands, and because these operations are covered by Google's current Special Temporary Authority, Google requests an Experimental License to continue to conduct its test operations in the band to the extent that the Commission determines such experimental authority is necessary. Google has registered its links with an authorized third-party database manager for these bands.

Finally, as noted, Google has already been conducting similar tests in this area under a grant of Special Temporary Authority, and no disruptions have been noted.

**Exhibit B - Technical Information:**

Google requests confidential treatment of the following underlined text from Exhibit B that contain confidential and proprietary information regarding the proposed tests/experiments:

Applicant Name: Google Inc.  
Applicant FRN: 0016069502

---

<sup>7</sup> See 47 C.F.R. § 2.106 (FCC Table of Frequency Allocations).

**Legal Contact Details**

<b>Name of Contact</b>	Aparna Sridhar
<b>Contact Details</b>	Counsel 25 Massachusetts Avenue NW, Ninth Floor Washington DC 20001

**Technical Contact Details**

<b>Name of Contact</b>	Chris White
<b>Contact Details</b>	1600 Amphitheatre Parkway Mountain View, CA 94043 Phone: (650) 521-3750 Email: cjwhite@google.com

**5 GHz Equipment and Station Details**

*Radio Equipment*

<b>Equipment</b>	[REDACTED]
<b>Number of Terminals</b>	[REDACTED]
<b>Location</b>	37°20'40" N, 122°12'56" W

<b>Frequency Range</b>	<b>High (MHz)</b>	<b>Low (MHz)</b>
[REDACTED]	5775.0000	5825.0000

<b>Radio</b>	<b>Modulation</b>	<b>Emission Designator</b>	<b>Bandwidth of Modulation</b>	<b>Maximum Power Out</b>	<b>Maximum EIRP</b>
[REDACTED]	Continuous waveform	10H0N0N	10 Hz	0.1 W	+19 dBW

*Antenna Information*

<b>Antenna</b>	[REDACTED]
<b>Type</b>	[REDACTED]
<b>Quantity</b>	[REDACTED]
<b>Gain</b>	29 dBi
<b>Beam Width at Half-Power Point</b>	6.2 degrees
<b>Orientation in Horizontal Plane</b>	56 degrees (NE)
<b>Orientation in Vertical Plane</b>	-2 degrees

**24.2 GHz Transmitter Equipment and Station Details***Radio Equipment*

<b>Equipment</b>	[REDACTED]
<b>Number of Terminals</b>	[REDACTED]
<b>Location</b>	37°20'40" N, 122°12'56" W

<b>Frequency Range</b>	<b>High (MHz)</b>	<b>Low (MHz)</b>
[REDACTED]	24200.1200	24199.8800

<b>Radio</b>	<b>Modulation</b>	<b>Emission Designator</b>	<b>Bandwidth of Modulation</b>	<b>Maximum Power Out</b>	<b>Maximum EIRP</b>
[REDACTED]	Continuous waveform	10H0N0N	10 Hz	0.1 W	31 dBW

*Antenna Information*

<b>Antenna</b>	[REDACTED]
<b>Type</b>	[REDACTED]
<b>Quantity</b>	[REDACTED]
<b>Gain</b>	41 dBi
<b>Beam Width at Half-Power Point</b>	1.4 degrees
<b>Orientation in Horizontal Plane</b>	56 degrees (NE)
<b>Orientation in Vertical Plane</b>	-2 degrees

**71-76/81-86 GHz Transmitter Equipment and Station Details***Radio Equipment*

<b>Equipment</b>	[REDACTED]
<b>Number of Terminals</b>	[REDACTED]
<b>Locations</b>	<ul style="list-style-type: none"> <li>• Location 1: 37°20'40" N, 122°12'56" W</li> <li>• Location 2: 37°25'3" N, 122°4'39" W</li> <li>• Location 3: 37°25'33" N, 122°04'20" W</li> </ul>

<b>Frequency Range</b>	<b>High (MHz)</b>	<b>Low (MHz)</b>
[REDACTED]	72550.0000	72500.0000
[REDACTED]	82550.0000	82500.0000

*Amplifier Information*

<b>Equipment</b>	[REDACTED]
<b>Quantity</b>	[REDACTED]
<b>Locations</b>	<ul style="list-style-type: none"> <li>• Location 1: 37°20'40" N, 122°12'56" W</li> <li>• Location 2: 37°25'3" N, 122°4'39" W</li> <li>• Location 3: 37°25'33" N, 122°04'20" W</li> </ul>

<b>Equipment</b>	[REDACTED]
<b>Quantity</b>	[REDACTED]
<b>Locations</b>	<ul style="list-style-type: none"> <li>• Location 1: 37°20'40" N, 122°12'56" W</li> <li>• Location 2: 37°25'3" N, 122°4'39" W</li> <li>• Location 3: 37°25'33" N, 122°04'20" W</li> </ul>

<b>Radio</b>	<b>Modulation</b>	<b>Emission Designator</b>	<b>Bandwidth of Modulation</b>	<b>Maximum Power Out</b>	<b>Maximum EIRP</b>
[REDACTED]	Continuous waveform	10H0N0N	10 Hz	0.100 W	41 dBW
[REDACTED]	Continuous waveform	10H0N0N	10 Hz	0.100W	42 dBW



*Antenna Details*

<b>Antenna 1 (to be used at Location 1)</b>	[REDACTED]
<b>Type</b>	[REDACTED]
<b>Quantity</b>	[REDACTED]
<b>Gain</b>	50 dBi if used in 71-76 GHz band; 52 dBi if used in 81-86 GHz band
<b>Beam Width at Half-Power Point</b>	0.4 degrees
<b>Orientation in Horizontal Plane</b>	56 degrees (NE)
<b>Orientation in Vertical Plane</b>	-2 degrees

<b>Antenna 2 (to be used at Location 2)</b>	[REDACTED]
<b>Type</b>	[REDACTED]
<b>Quantity</b>	[REDACTED]
<b>Gain</b>	50 dBi if used in 71-76 GHz band; 52 dBi if used in 81-86 GHz band
<b>Beam Width at Half-Power Point</b>	0.4 degrees
<b>Orientation in Horizontal Plane</b>	236 degrees (SW)
<b>Orientation in Vertical Plane</b>	+2 degrees

<b>Antenna 3 (to be used at Location 3)</b>	[REDACTED]
<b>Type</b>	[REDACTED]
<b>Quantity</b>	[REDACTED]
<b>Gain</b>	50 dBi if used in 71-76 GHz band; 52 dBi if used in 81-86 GHz band
<b>Beam Width at Half-Power Point</b>	0.4 degrees
<b>Orientation in Horizontal Plane</b>	234 degrees (SW)
<b>Orientation in Vertical Plane</b>	+2 degrees

**2. Identification of the Commission proceeding in which the information was submitted or a description of the circumstances giving rise to the submission.**

The above-referenced Exhibits were submitted to the Commission in support of the Experimental License. These Exhibits were filed with the Office of Engineering and Technology on May 13, 2015. For additional information, please see File No. 0307-EX-PL-2015.

**3. Explanation of the degree to which the information is commercial or financial or contains a trade secret or is privileged.**

The information requested to be kept confidential has significant commercial value. The details of the Experimental License tests/experiments may include trade secret information. The Commission has clarified that confidential treatment should be afforded to trade secrets.<sup>8</sup> Google's tests/experiments and proprietary wireless applications using particular radio frequency equipment represent a "secret commercially valuable plan" within the meaning of a trade secret as recognized by the Commission.

In addition, agreements entered into between Google and the parties that provided equipment for testing or will provide analysis of test results require that confidential information of the parties be held in strict confidence, and that such information not be disclosed to any third party (with limited exceptions not applicable to this request). The manufacturer name and model number constitutes confidential trade secrets, technical information, and business information under the agreements.

**4. Explanation of the degree to which the information concerns a service that is competitive.**

The services and technologies that are the subject of this Experimental License have not yet been fully developed but are expected to lead to material developments in markets subject to competition from multiple U.S. and non-U.S. third parties.

**5. Explanation of how disclosure of the information could result in substantial competitive harm.**

The technology under development is highly sensitive and confidential in nature. The release of such information would provide valuable insight into Google's technology innovations and potential business plans and strategies. Public disclosure would jeopardize the value of the technology under examination by enabling others to utilize Google's information to develop similar products in a similar time frame.

---

<sup>8</sup> *Examination of Current Policy Concerning the Treatment of Confidential Information Submitted to the Commission*, Report and Order, GC Docket No. 96-55, at para. 3, (released Aug. 4, 1998) (defining "trade secrets" for purpose of Commission rules on confidential treatment).

**6. Identification of any measures taken by the requesting party to prevent unauthorized disclosure.**

Google has taken steps to keep confidential the information set forth in the confidential exhibits by limiting the number of people involved in the tests/experiments to only those on a “need to know” basis, and by requiring all third parties involved in the testing process to execute robust nondisclosure agreements.

**7. Identification of whether the information is available to the public and the extent of any previous disclosures of the information to any third parties.**

The information contained in the confidential exhibits is not available to the public, and has only been disclosed to third parties pursuant to restrictive safeguards.

Google voluntarily provides the information to the Commission at this time with the expectation that it will be treated confidentially in accordance with the Commission's rules. See *Critical Mass Energy Project v. Nuclear Regulatory Comm'n*, 975 F.2d 871, 879 (D.C. Cir. 1992) (commercial information provided on a voluntary basis “is ‘confidential’ for the purpose of Freedom of Information Act (FOIA) Exemption 4 if it is of a kind that would customarily not be released to the public by the person from whom it was obtained.”)

**8. Justification of the requested period of confidentiality.**

Google expects that confidential treatment will be necessary for the length of the proposed experiment and thereafter in order to protect its evolving business and technology strategies.

**9. Any other information that would be useful in assessing whether this request should be submitted.**

The information subject to this request for confidentiality should not be made available for public disclosure at any time. There is nothing material that public review of this information would add to the Commission's analysis of Google's request for an experimental authorization.

Moreover, public disclosure of the sensitive information in the confidential exhibits to the Experimental License after the Commission has ruled on the Request for Confidentiality is not necessary for the Commission to fulfill its regulatory responsibilities.

Consistent with 47 C.F.R. § 0.459(d)(1), Google requests notification if release of the information subject to this request is requested pursuant to the FOIA or otherwise, so that Google may have an opportunity to oppose grant of any such request.

Sincerely yours,



Aparna Sridhar

### EXHIBIT A – NARRATIVE STATEMENT

Consistent with the standards set forth in Section 5.63 of the Federal Communications Commission's (FCC's or Commission's) Rules, 47 C.F.R. § 5.63, Google Inc. (Google) requests an Experimental Radio Service License (Experimental License) and outlines below the compelling reasons why 0307-EX-PL-2015 should be granted expeditiously.

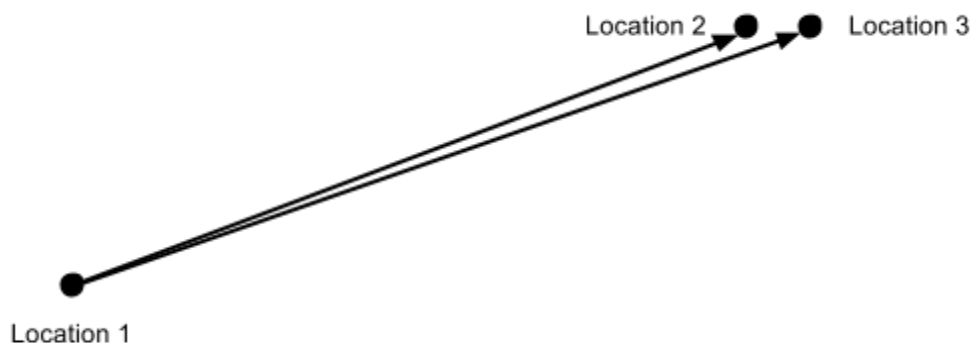
Google requests that the Experimental License be granted for a period of 24 months. The Experimental License is needed for continued demonstration and testing of experimental transmitters.

Consistent with 0923-EX-ST-2014 and 0460-EX-ST-2015 (Call Sign WH9XZW), testing will continue to measure [REDACTED]. [REDACTED]. [REDACTED]. [REDACTED]. Because such data is not readily available, Google will continue to measure [REDACTED].

The tests will continue to use point-to-point communications between between three sites located in the Bay Area. The locations continue to be as follows:

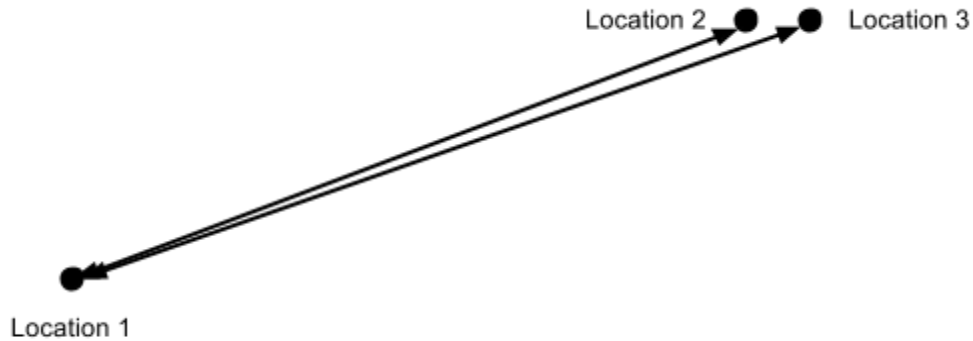
- Location 1: 37°20'40" N, 122°12'56" W
- Location 2: 37°25'3" N, 122°4'39" W
- Location 3: 37°25'33" N, 122°04'20" W

The equipment used will continue to include three types of radios: one that operates in the frequencies between 5775 MHz-5825 MHz (5.8 GHz); one that operates at 24.2 GHz; and one that operates in the 71-76 GHz and 81-86 GHz millimeter wave bands. Google will continue to transmit 5.8 GHz and 24.2 GHz signals from Location 1 to Locations 2 and 3. Google will continue to transmit millimeter wave band signals between Locations 1 and 2 and between Locations 1 and 3. No transmissions will occur between Locations 2 and 3. [REDACTED]. [REDACTED]. [REDACTED]. [REDACTED]. [REDACTED].



**Figure 1: 5.8 GHz and 24.2 GHz transmissions<sup>1</sup>**

<sup>1</sup> Drawing is for illustrative purposes and is not to scale.



**Figure 2: Millimeter wave transmissions<sup>2</sup>**

The maximum conducted power and maximum EIRP for each radio will continue to be as set forth below:

Radio <sup>3</sup>	Maximum Transmit Power	Maximum EIRP
5.8 GHz Radio	0.1 W	+22 dBW
24.2 GHz Radio	0.1 W	+31 dBW
71-76 GHz and 81-86 GHz Radio (as modified by amplifier)	0.1 W	+42 dBW

Grant of this Experimental License will not adversely impact any authorized user of RF spectrum for the reasons stated below.

**5.8 GHz operation:** Google’s 5.8 GHz test will not cause harmful interference to any other authorized user of spectrum. The conducted power of Google’s operation is just one-tenth of the 1 Watt limit allowed for unlicensed devices in this band.<sup>4</sup> Although the proposed operation exceeds the field strength limitations set forth in 47 C.F.R. § 15.249, the transmission will continue to comply with the power spectral density requirements set forth in 47 C.F.R. §

<sup>2</sup> Drawing is for illustrative purposes and is not to scale.

<sup>3</sup> While Google may test radios in the frequencies ranging between 5775 MHz and 5825 MHz, 72500 and 72550 MHz, and 82500 MHz and 82550, the actual bandwidth of the signals employed will continue to be extremely narrow, and the operation will continue to occupy no more than 10 Hz at any given time. See Exhibit B in support of this application for further details.

<sup>4</sup> 47 C.F.R. §15.247(b)(3); 47 C.F.R. §15.407(a)(3).

15.407(a)(3). The following attributes of the testing will further mitigate any potential interference concerns:

(1) The transmitter will continue to be [REDACTED]. The other principal operations in this band are Part 15 unlicensed devices, Part 18 ISM devices, and amateur radio operators.<sup>5</sup> [REDACTED]. [REDACTED], the closest possible operations would be at least 300 meters away, [REDACTED]. Once Google's signal travels 300 meters, the signal in the line-of-sight (LOS) path will have attenuated by -66 dB. The signal power received by an omnidirectional antenna placed at 300 meters from the transmitter, if the receiver is centered with the correct polarization in the beam of the LOS link and there are no intervening obstructions, would be at most -46 dBm. This signal power is well below the signal strengths from typical Wi-Fi transmitters in the 5 GHz band and is not expected to cause harmful interference. By comparison, interference from commercial Wi-Fi equipment can be as much as -10 dBm in an urban environment. For receivers not in the LOS path, or located on the ground and obscured by buildings or foliage, the strength of Google's signal will be significantly less than the strength predicted by the ideal free space calculation set forth above.

(2) Google will continue to employ highly directional, narrow bandwidth transmissions. The full beamwidth of the antenna is only 6.2 degrees. Other users of the 5.8 GHz band are unlikely to be transmitting directly in the beamwidth, and as a result, their communications are unlikely to be affected.

**24.2 GHz operation:** Google's continued testing in the 24 GHz band similarly will avoid harmful interference to other users of the band. There are three classes of non-federal users in the 24.05-24.25 GHz band: Part 18 ISM users, Part 90 private land mobile radio users, and Part 97 amateur radio users.

Google's operations will continue to avoid interference with Part 18 users, who do not need a license to operate their equipment. Although Google's test equipment will continue to exceed the field strength limitations set forth in 47 C.F.R. §15.249 for fixed, point-to-point operations in the 24.2 GHz band, the transmissions will continue to employ extremely directional, narrow bandwidth transmissions. Indeed, the full beamwidth of the antenna at 24.2 GHz is only 1.4 degrees, making it extremely unlikely that unaffiliated transmissions will pass through the main beam of the antenna. And as with the 5.8 GHz transmissions, all of the 24.2 GHz transmitters will continue to be placed [REDACTED].

Based on a query of the FCC's universal licensing system (ULS), there are six active, licensed Part 90 users in San Mateo or Santa Clara County in the spectrum between 24.05 GHz and 24.25 GHz.<sup>6</sup> No disruptions to Call Signs KA69657, KD3081, KD36972, KE2004, KP4696, and KL5302 have been noted or reported during tests taking place under Google's grant of Special Temporary Authority (Call Sign WH9XZW). Transmissions over Google's highly

<sup>5</sup> See 47 C.F.R. § 2.106 (FCC Table of Frequency Allocations).

<sup>6</sup> A geographic search limited to California did not yield any active, Part 90 licenses in ULS. A nationwide search, however, yielded several active, licensed Part 90 users in California including six in San Mateo or Santa Clara.

directional links pass to the south of the areas of operation for Call Signs KA69657 (Half Moon Bay), KD3081 (Palo Alto), KD36972 (South San Francisco), KE2004 (San Bruno), and KP4696 (San Mateo). Google's transmissions pass to the north of the area of operation for call sign KL5302 (Sunnyvale). In addition, in most of these cases, Google's transmissions will continue to be directed away from the operation of the Part 90 licensees.

There are no active, licensed Part 97 users in either San Mateo or Santa Clara County in the spectrum between 24.05 GHz and 24.25 GHz. Operations in other counties are unlikely to experience interference as the transmitter will continue to be located in the southern part of San Mateo County, close to the Santa Clara County border.

Google is prepared to coordinate with the National Telecommunications and Information Administration to ensure that testing does not interfere with any earth exploration satellites services in this band.<sup>7</sup>

**Millimeter wave band operation:** Google's testing will continue to comply with the technical specifications set forth in Part 101 for commercial millimeter wave operations in the 71-76 GHz and 81-86 GHz band and Google believes no experimental authorization is necessary. Nevertheless, because the rules do not explicitly address continuous waveform transmissions in these bands, and because these operations are covered by Google's current Special Temporary Authority, Google requests an Experimental License to continue to conduct its test operations in the band to the extent that the Commission determines such experimental authority is necessary. Google has registered its links with an authorized third-party database manager for these bands.

Finally, as noted, Google has already been conducting similar tests in this area under a grant of Special Temporary Authority, and no disruptions have been noted.

---

<sup>7</sup> See 47 C.F.R. § 2.106 (FCC Table of Frequency Allocations).



**EXHIBIT B - TECHNICAL INFORMATION**

Applicant Name: Google Inc.  
Applicant FRN: 0016069502

**Legal Contact Details**

<b>Name of Contact</b>	Aparna Sridhar
<b>Contact Details</b>	Counsel 25 Massachusetts Avenue NW, Ninth Floor Washington DC 20001

**Technical Contact Details**

<b>Name of Contact</b>	Chris White
<b>Contact Details</b>	1600 Amphitheatre Parkway Mountain View, CA 94043 Phone: (650) 521-3750 Email: cjwhite@google.com

**5 GHz Equipment and Station Details***Radio Equipment*

<b>Equipment</b>	[REDACTED]
<b>Number of Terminals</b>	[REDACTED]
<b>Location</b>	37°20'40" N, 122°12'56" W

<b>Frequency Range</b>	<b>High (MHz)</b>	<b>Low (MHz)</b>
[REDACTED]	5775.0000	5825.0000

Radio	Modulation	Emission Designator	Bandwidth of Modulation	Maximum Power Out	Maximum EIRP
[REDACTED]	Continuous waveform	10H0N0N	10 Hz	0.1 W	+19 dBW

*Antenna Information*

<b>Antenna</b>	[REDACTED]
<b>Type</b>	[REDACTED]
<b>Quantity</b>	[REDACTED]
<b>Gain</b>	29 dBi
<b>Beam Width at Half-Power Point</b>	6.2 degrees
<b>Orientation in Horizontal Plane</b>	56 degrees (NE)
<b>Orientation in Vertical Plane</b>	-2 degrees

**24.2 GHz Transmitter Equipment and Station Details***Radio Equipment*

<b>Equipment</b>	[REDACTED]
<b>Number of Terminals</b>	[REDACTED]
<b>Location</b>	37°20'40" N, 122°12'56" W

Frequency Range	High (MHz)	Low (MHz)
[REDACTED]	24200.1200	24199.8800

Radio	Modulation	Emission Designator	Bandwidth of Modulation	Maximum Power Out	Maximum EIRP
[REDACTED]	Continuous waveform	10H0N0N	10 Hz	0.1 W	31 dBW

*Antenna Information*

<b>Antenna</b>	[REDACTED]
<b>Type</b>	[REDACTED]
<b>Quantity</b>	[REDACTED]
<b>Gain</b>	41 dBi
<b>Beam Width at Half-Power Point</b>	1.4 degrees
<b>Orientation in Horizontal Plane</b>	56 degrees (NE)
<b>Orientation in Vertical Plane</b>	-2 degrees

**71-76/81-86 GHz Transmitter Equipment and Station Details***Radio Equipment*

<b>Equipment</b>	[REDACTED]
<b>Number of Terminals</b>	[REDACTED]
<b>Locations</b>	<ul style="list-style-type: none"> <li>• Location 1: 37°20'40" N, 122°12'56" W</li> <li>• Location 2: 37°25'3" N, 122°4'39" W</li> <li>• Location 3: 37°25'33" N, 122°04'20" W</li> </ul>

<b>Frequency Range</b>	<b>High (MHz)</b>	<b>Low (MHz)</b>
[REDACTED]	72550.0000	72500.0000
[REDACTED]	82550.0000	82500.0000

*Amplifier Information*

<b>Equipment</b>	[REDACTED]
<b>Quantity</b>	[REDACTED]
<b>Locations</b>	<ul style="list-style-type: none"> <li>• Location 1: 37°20'40" N, 122°12'56" W</li> <li>• Location 2: 37°25'3" N, 122°4'39" W</li> <li>• Location 3: 37°25'33" N, 122°04'20" W</li> </ul>

<b>Equipment</b>	[REDACTED]
<b>Quantity</b>	[REDACTED]
<b>Locations</b>	<ul style="list-style-type: none"> <li>• Location 1: 37°20'40" N, 122°12'56" W</li> <li>• Location 2: 37°25'3" N, 122°4'39" W</li> <li>• Location 3: 37°25'33" N, 122°04'20" W</li> </ul>

<b>Radio</b>	<b>Modulation</b>	<b>Emission Designator</b>	<b>Bandwidth of Modulation</b>	<b>Maximum Power Out</b>	<b>Maximum EIRP</b>
[REDACTED]	Continuous waveform	10H0N0N	10 Hz	0.100 W	41 dBW
[REDACTED]	Continuous waveform	10H0N0N	10 Hz	0.100W	42 dBW

*Antenna Details*

<b>Antenna 1 (to be used at Location 1)</b>	[REDACTED]
<b>Type</b>	[REDACTED]
<b>Quantity</b>	[REDACTED]
<b>Gain</b>	50 dBi if used in 71-76 GHz band; 52 dBi if used in 81-86 GHz band
<b>Beam Width at Half-Power Point</b>	0.4 degrees
<b>Orientation in Horizontal Plane</b>	56 degrees (NE)
<b>Orientation in Vertical Plane</b>	-2 degrees

<b>Antenna 2 (to be used at Location 2)</b>	[REDACTED]
<b>Type</b>	[REDACTED]
<b>Quantity</b>	[REDACTED]
<b>Gain</b>	50 dBi if used in 71-76 GHz band; 52 dBi if used in 81-86 GHz band
<b>Beam Width at Half-Power Point</b>	0.4 degrees
<b>Orientation in Horizontal Plane</b>	236 degrees (SW)
<b>Orientation in Vertical Plane</b>	+2 degrees

<b>Antenna 3 (to be used at Location 3)</b>	[REDACTED]
<b>Type</b>	[REDACTED]
<b>Quantity</b>	[REDACTED]
<b>Gain</b>	50 dBi if used in 71-76 GHz band; 52 dBi if used in 81-86 GHz band
<b>Beam Width at Half-Power Point</b>	0.4 degrees
<b>Orientation in Horizontal Plane</b>	234 degrees (SW)
<b>Orientation in Vertical Plane</b>	+2 degrees