

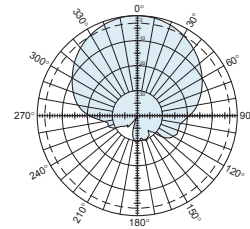
Kathrein wideband X-polarized antennas are designed for use in PCS, WCS, Wi-Fi, and WiMAX polarization diversity systems.

- X-polarized (+45° and -45°).
- UV resistant pulltruded radomes.
- Wideband vector dipole technology.
- DC Grounded metallic parts for impulse suppression.

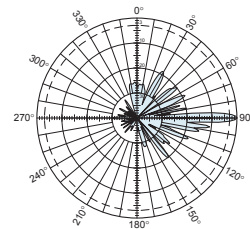
General specifications:

Frequency range	1710–2690 MHz
VSWR	<1.5:1
Impedance	50 ohms
Intermodulation (2x20w)	IM3: <-150 dBc
Polarization	+45° and -45°
Connector	4 x 7-16 DIN female
Electrical downtilt	0°–12° (continuously adjustable) (manual or remote control)
Isolation, between ports	>30 dB
Maximum input power	250 watts (at 50°C) per input
Weight	24.3 lb (11 kg) 28.7 lb (13 kg) clamps included
Dimensions	33.7 x 12.7 x 2.8 inches (855 x 323 x 71 mm)
Wind load	at 93 mph (150kph)
Front/Side/Rear	99 lbf / 23 lbf / 104 lbf (440 N) / (100 N) / (460 N)
Mounting category	M (Medium)
Wind survival rating*	120 mph (200 kph)
Shipping dimensions	45.1 x 13.3 x 4.1 inches (1146 x 337 x 104 mm)
Shipping weight	32 lb (14.5 kg)
Mounting	Fixed mounts for 2 to 4.6 inch (50 to 115 mm) OD masts are included and tilt options are available.

See reverse for order information.



Horizontal pattern
±45°- polarization

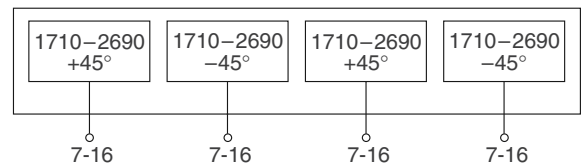


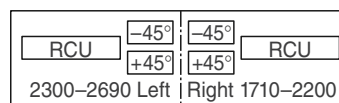
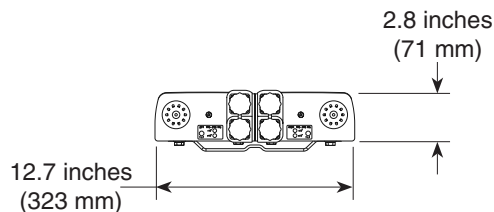
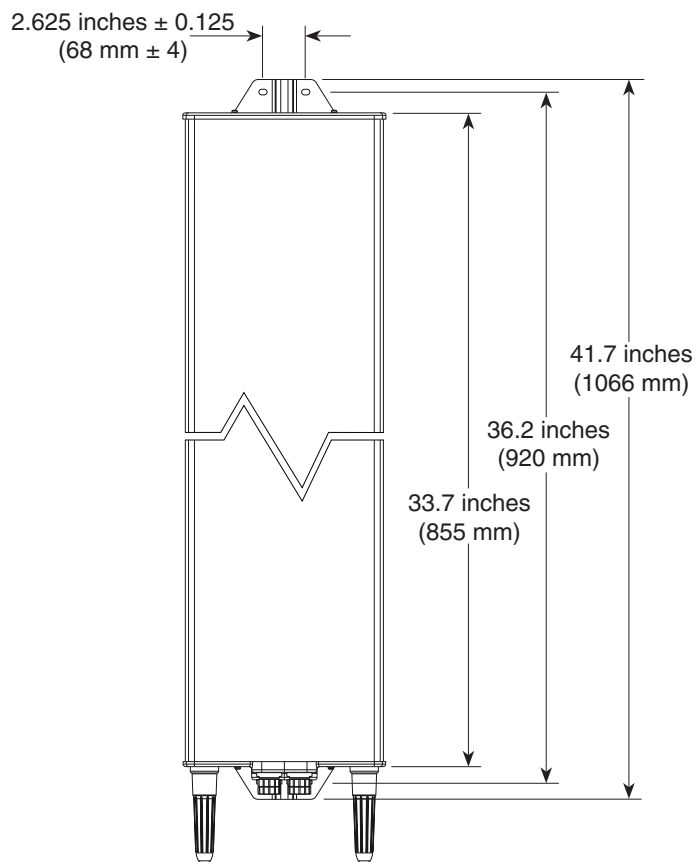
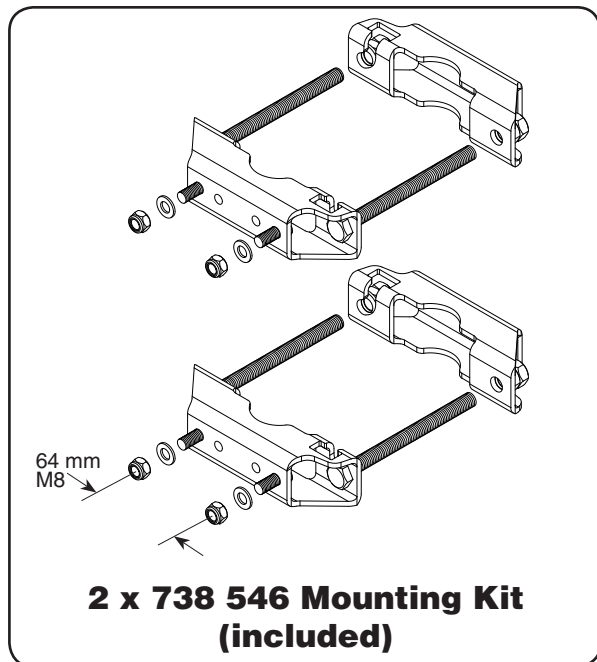
Vertical pattern
±45°- polarization
0°–12° electrical downtilt



Specifications:	1710–1990 MHz	1920–2200 MHz	2200–2490 MHz	2490–2690 MHz
Gain	15.8 dBi	16.2 dBi	16.6 dBi	16.7 dBi
+45° and -45° polarization horizontal beamwidth	65° (half-power)	64° (half-power)	60° (half-power)	61° (half-power)
+45° and -45° polarization vertical beamwidth	11° (half-power)	10° (half-power)	9° (half-power)	8.7° (half-power)
Front-to-back ratio (co-polar)	>30 dB	>30 dB	>30 dB	>28 dB
Sidelobe suppression for	0° 6° 12° T	0° 6° 12° T	0° 6° 12° T	0° 6° 12° T
First sidelobe above main beam	≥12 13 15 dB	≥13 14 16 dB	≥13 15 16 dB	≥15 15 17 dB
Cross polar ratio	0° 25 dB (typical)	25 dB (typical)	25 dB (typical)	25 dB (typical)
Sector	±60° >8 dB	>8 dB	>8 dB	>10 dB

* Mechanical design is based on environmental conditions as stipulated in EIA-222-G-2 (December 2009) and/or ETS 300 019-1-4 which include the static mechanical load imposed on an antenna by wind at maximum velocity. See the Engineering Section of the catalog for further details.





Layout of interface

Mounting Options:

Model	Description
2 x 738 546 (included)	Mounting Kit for 2 to 4.6 inch (50 to 115 mm) OD mast. 4.4 lb (2 kg)
850 10013	Tilt Mount Kit 0-25 degrees downtilt angle.

Order Information:

Model	Description
800 10682	Antenna with 4 x 7-16 DIN connectors

All specifications are subject to change without notice. The latest specifications are available at www.kathrein-scala.com.

Kathrein Inc., Scala Division Post Office Box 4580 Medford, OR 97501 (USA) Phone: (541) 779-6500 Fax: (541) 779-3991
Email: communications@kathrein.com Internet: www.kathrein-scala.com