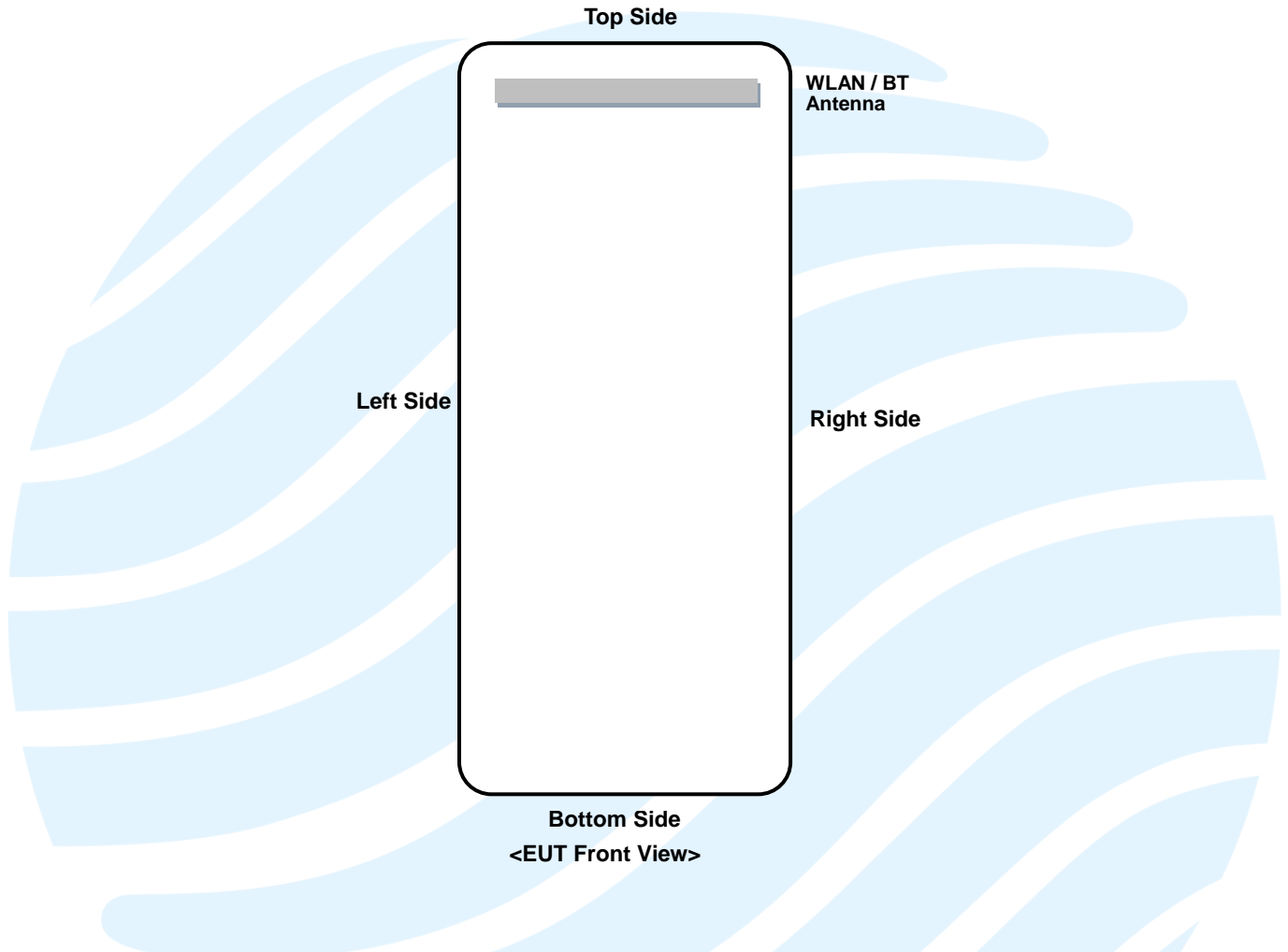


**<Photographs of EUT>**

Refer to the EUT external photographs.

**<Antenna Location>**



The separation distance for antenna to edge:

Antenna to edge (mm)	overall diagonal	display diagonal	Left Side	Right Side	Top Side	Bottom Side
WLAN / BT	150	85	5	12	0	135

**Shenzhen UnionTrust Quality and Technology Co., Ltd.**

<Photographs of SAR Setup>




Right Cheek



Right Tilted




Left Cheek



Left Tilted

**Shenzhen UnionTrust Quality and Technology Co., Ltd.**


Address: Unit D/E of 9/F and 16/F, Block A, Building 6, Baoneng science and technology park, Longhua district, Shenzhen, China  
Tel: +86-755-28230888 Fax: +86-755-28230886 E-mail: info@uttlab.com [Http://www.uttlab.com](http://www.uttlab.com)  
UTTR-SAR-IEEE Std 1528-2013-V1.1\_Appendix D



Front Face of EUT with 1.0 cm Gap



Rear Face of EUT with 1.0 cm Gap



Left Side of EUT with 1.0 cm Gap



Right Side of EUT with 1.0 cm Gap



Top Side of EUT with 1.0 cm Gap

N/A

## **Shenzhen UnionTrust Quality and Technology Co., Ltd.**

Address: Unit D/E of 9/F and 16/F, Block A, Building 6, Baoneng science and technology park, Longhua district, Shenzhen, China  
Tel: +86-755-28230888 Fax: +86-755-28230886 E-mail: info@uttlab.com [Http://www.uttlab.com](http://www.uttlab.com)  
UTTR-SAR-IEEE Std 1528-2013-V1.1\_Appendix D