

Measurement Report for Device, TILT, WLAN 2.4GHz, UID 10012 CAB, Channel 1 (2412.000MHz)

Device under Test Properties

Model, Manufacturer	Dimensions [mm]	IMEI	DUT Type
Device,	150.0 x 53.0 x 17.0		Phone

Exposure Conditions

Phantom Section, TSL	Position, Test Distance [mm]	Band	Group, UID	Frequency [MHz], Channel Number	Conversion Factor	TSL Conductivity [S/m]	TSL Permittivity
RightHead, HSL	TILT, 0.00	WLAN 2.4GHz	WLAN, 10012-CAB	2412.000, 1	7.6	1.81	40.1

Hardware Setup

Phantom	TSL, Measured Date	Probe, Calibration Date	DAE, Calibration Date
Twin-SAM V8.0 (30deg probe tilt) - 2097	HSL600-10000 Charge: xxxx, 2024-Mar-26	EX3DV4 - SN7738, 2023-12-13	DAE4 Sn1725, 2023-10-26

Scan Setup


	Area Scan	Zoom Scan
Grid Extents [mm]	100.0 x 180.0	30.0 x 30.0 x 30.0
Grid Steps [mm]	10.0 x 10.0	5.0 x 5.0 x 1.5
Sensor Surface [mm]	3.0	1.4
Graded Grid	N/A	Yes
Grading Ratio	N/A	1.5
MAIA	Y	Y
Surface Detection	VMS + 6p	VMS + 6p
Scan Method	Measured	Measured

Measurement Results

	Area Scan	Zoom Scan
Date	2024-03-26, 10:49	2024-03-26, 10:58
psSAR1g [W/kg]	0.176	0.170
psSAR10g [W/kg]	0.093	0.089
Power Drift [dB]	-0.03	0.00
Power Scaling	Disabled	Disabled
Scaling Factor [dB]		
TSL Correction	No correction	No correction
M2/M1 [%]		82.7
Dist 3dB Peak [mm]		12.1

Warning(s) / Error(s)

Details	Area Scan	Zoom Scan
Warning(s)		
Error(s)		



Measurement Report for Device, TILT, U-NII-1, U-NII-2A, UID 10707 AAC, Channel 38 (5190.000MHz)

Device under Test Properties

Model, Manufacturer	Dimensions [mm]	IMEI	DUT Type
Device,	150.0 x 53.0 x 17.0		Phone

Exposure Conditions

Phantom Section, TSL	Position, Test Distance [mm]	Band	Group, UID	Frequency [MHz], Channel Number	Conversion Factor	TSL Conductivity [S/m]	TSL Permittivity
RightHead, HSL	TILT, 0.00	U-NII-1, U-NII-2A	WLAN, 10707-AAC	5190.000, 38	5.38	4.35	35.7

Hardware Setup

Phantom	TSL, Measured Date	Probe, Calibration Date	DAE, Calibration Date
Twin-SAM V8.0 (30deg probe tilt) - 2097	HSL600-10000 Charge: xxxx, 2024-Mar-26	EX3DV4 - SN7738, 2023-12-13	DAE4 Sn1725, 2023-10-26

Scan Setup

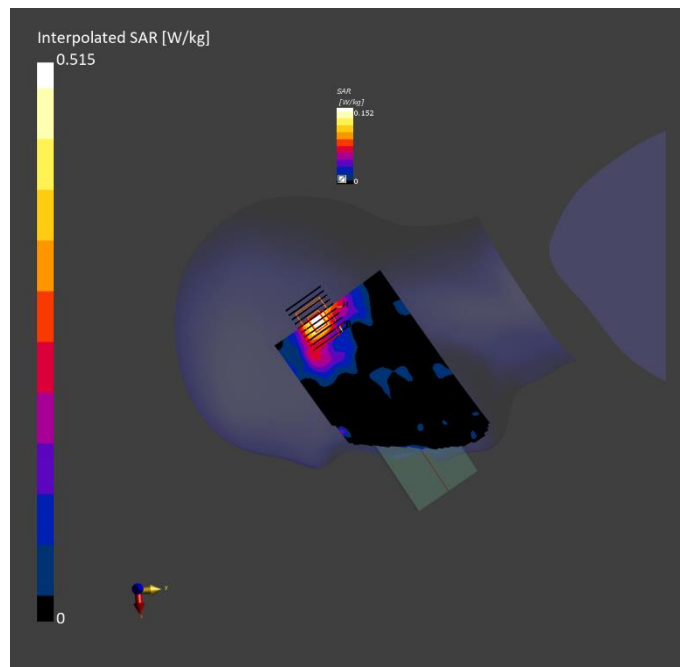
	Area Scan	Zoom Scan
Grid Extents [mm]	100.0 x 180.0	22.0 x 22.0 x 22.0
Grid Steps [mm]	10.0 x 10.0	4.0 x 4.0 x 1.4
Sensor Surface [mm]	3.0	1.4
Graded Grid	N/A	Yes
Grading Ratio	N/A	1.4
MAIA	Y	Y
Surface Detection	VMS + 6p	VMS + 6p
Scan Method	Measured	Measured

Measurement Results

	Area Scan	Zoom Scan
Date	2024-03-26, 11:10	2024-03-26, 11:24
psSAR1g [W/kg]	0.161	0.158
psSAR10g [W/kg]	0.062	0.058
Power Drift [dB]	0.34	-0.16
Power Scaling	Disabled	Disabled
Scaling Factor [dB]		
TSL Correction	No correction	No correction
M2/M1 [%]		69.9
Dist 3dB Peak [mm]		8.3

Warning(s) / Error(s)

Details	Area Scan	Zoom Scan
Warning(s) Error(s)	Power drift exceeds warning threshold.	Power drift exceeds warning threshold.



Measurement Report for Device, TILT, U-NII-2C < 5.65 GHz, UID 10518 AAD, Channel 100 (5500.000MHz)

Device under Test Properties

Model, Manufacturer	Dimensions [mm]	IMEI	DUT Type
Device,	150.0 x 53.0 x 17.0		Phone

Exposure Conditions

Phantom Section, TSL	Position, Test Distance [mm]	Band	Group, UID	Frequency [MHz], Channel Number	Conversion Factor	TSL Conductivity [S/m]	TSL Permittivity
RightHead, HSL	TILT, 0.00	U-NII-2C < 5.65 GHz	WLAN, 10518-AAD	5500.000, 100	4.75	4.68	35.2

Hardware Setup

Phantom	TSL, Measured Date	Probe, Calibration Date	DAE, Calibration Date
Twin-SAM V8.0 (30deg probe tilt) - 2097	HSL600-10000 Charge: xxxx, 2024-Mar-26	EX3DV4 - SN7738, 2023-12-13	DAE4 Sn1725, 2023-10-26

Scan Setup

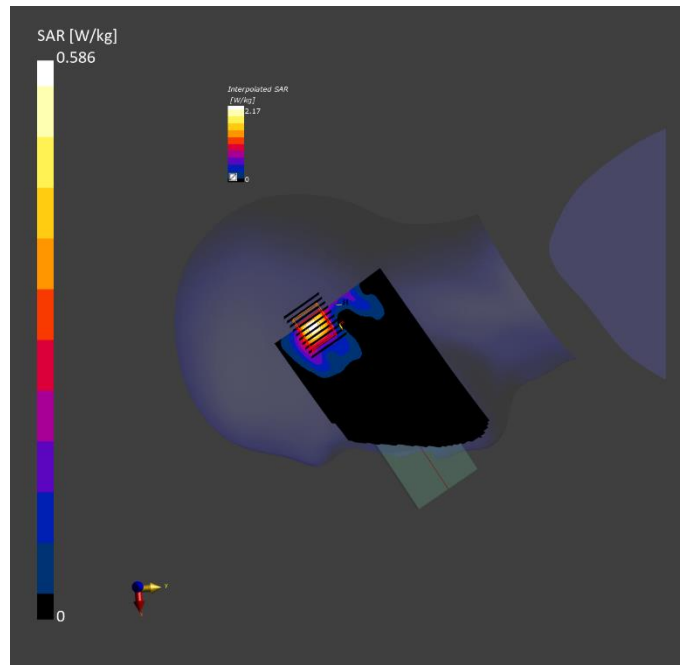
	Area Scan	Zoom Scan
Grid Extents [mm]	100.0 x 180.0	22.0 x 22.0 x 22.0
Grid Steps [mm]	10.0 x 10.0	4.0 x 4.0 x 1.4
Sensor Surface [mm]	3.0	1.4
Graded Grid	N/A	Yes
Grading Ratio	N/A	1.4
MAIA	Y	Y
Surface Detection	VMS + 6p	VMS + 6p
Scan Method	Measured	Measured

Measurement Results

	Area Scan	Zoom Scan
Date	2024-03-26, 11:36	2024-03-26, 11:51
psSAR1g [W/kg]	0.623	0.631
psSAR10g [W/kg]	0.229	0.225
Power Drift [dB]	-0.02	0.00
Power Scaling	Disabled	Disabled
Scaling Factor [dB]		
TSL Correction	No correction	No correction
M2/M1 [%]		65.8
Dist 3dB Peak [mm]		8.7

Warning(s) / Error(s)

Details	Area Scan	Zoom Scan
Warning(s)		
Error(s)		



Measurement Report for Device, TILT, U-NII-2C, U-NII-3, UID 10707 AAC, Channel 151 (5755.000MHz)

Device under Test Properties

Model, Manufacturer	Dimensions [mm]	IMEI	DUT Type
Device,	150.0 x 53.0 x 17.0		Phone

Exposure Conditions

Phantom Section, TSL	Position, Test Distance [mm]	Band	Group, UID	Frequency [MHz], Channel Number	Conversion Factor	TSL Conductivity [S/m]	TSL Permittivity
RightHead, HSL	TILT, 0.00	U-NII-2C, U-NII-3	WLAN, 10707-AAC	5755.000, 151	4.74	4.95	34.8

Hardware Setup

Phantom	TSL, Measured Date	Probe, Calibration Date	DAE, Calibration Date
Twin-SAM V8.0 (30deg probe tilt) - 2097	HSL600-10000 Charge: xxxx, 2024-Mar-26	EX3DV4 - SN7738, 2023-12-13	DAE4 Sn1725, 2023-10-26

Scan Setup

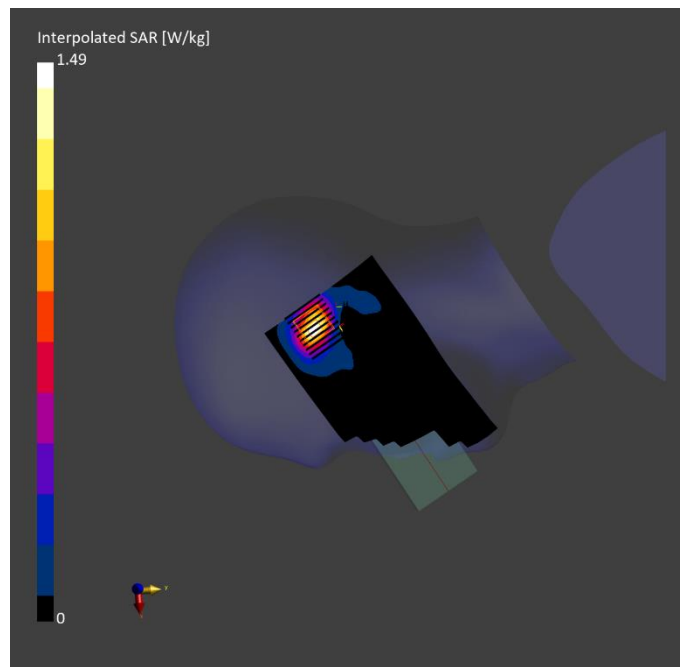
	Area Scan	Zoom Scan
Grid Extents [mm]	100.0 x 180.0	22.0 x 22.0 x 22.0
Grid Steps [mm]	10.0 x 10.0	4.0 x 4.0 x 1.4
Sensor Surface [mm]	3.0	1.4
Graded Grid	N/A	Yes
Grading Ratio	N/A	1.4
MAIA	Y	Y
Surface Detection	VMS + 6p	VMS + 6p
Scan Method	Measured	Measured

Measurement Results

	Area Scan	Zoom Scan
Date	2024-03-26, 12:14	2024-03-26, 12:29
psSAR1g [W/kg]	0.395	0.405
psSAR10g [W/kg]	0.145	0.141
Power Drift [dB]	0.04	-0.01
Power Scaling	Disabled	Disabled
Scaling Factor [dB]		
TSL Correction	No correction	No correction
M2/M1 [%]		65.4
Dist 3dB Peak [mm]		8.4

Warning(s) / Error(s)

Details	Area Scan	Zoom Scan
Warning(s)		
Error(s)		



Measurement Report for Device, TILT, ISM 2.4 GHz Band, UID 10032 CAA, Channel 78 (2480.000MHz)

Device under Test Properties

Model, Manufacturer	Dimensions [mm]	IMEI	DUT Type
Device,	150.0 x 53.0 x 17.0		Phone

Exposure Conditions

Phantom Section, TSL	Position, Test Distance [mm]	Band	Group, UID	Frequency [MHz], Channel Number	Conversion Factor	TSL Conductivity [S/m]	TSL Permittivity
RightHead, HSL	TILT, 0.00	ISM 2.4 GHz Band	Bluetooth, 10032-CAA	2480.000, 78	7.6	1.86	40.0

Hardware Setup

Phantom	TSL, Measured Date	Probe, Calibration Date	DAE, Calibration Date
Twin-SAM V8.0 (30deg probe tilt) - 2097	HSL600-10000 Charge: xxxx, 2024-Mar-29	EX3DV4 - SN7738, 2023-12-13	DAE4 Sn1725, 2023-10-26

Scan Setup

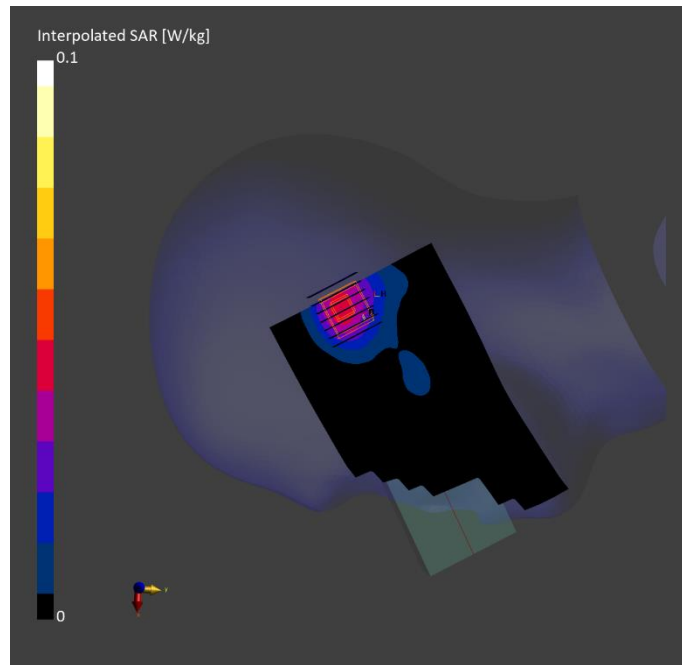
	Area Scan	Zoom Scan
Grid Extents [mm]	100.0 x 180.0	30.0 x 30.0 x 30.0
Grid Steps [mm]	10.0 x 10.0	5.0 x 5.0 x 1.5
Sensor Surface [mm]	3.0	1.4
Graded Grid	N/A	Yes
Grading Ratio	N/A	1.5
MAIA	Y	Y
Surface Detection	VMS + 6p	VMS + 6p
Scan Method	Measured	Measured

Measurement Results

	Area Scan	Zoom Scan
Date	2024-03-29, 16:30	2024-03-29, 16:39
psSAR1g [W/kg]	0.039	0.037
psSAR10g [W/kg]	0.020	0.019
Power Drift [dB]	-0.06	-0.33
Power Scaling	Disabled	Disabled
Scaling Factor [dB]		
TSL Correction	No correction	No correction
M2/M1 [%]		83.4
Dist 3dB Peak [mm]		11.7

Warning(s) / Error(s)

Details	Area Scan	Zoom Scan
Warning(s) Error(s)		Power drift exceeds warning threshold.



Measurement Report for Device, EDGE TOP, WLAN 2.4GHz, UID 10012 CAB, Channel 1 (2412.000MHz)

Device under Test Properties

Model, Manufacturer	Dimensions [mm]	IMEI	DUT Type
Device,	150.0 x 53.0 x 17.0		Phone

Exposure Conditions

Phantom Section, TSL	Position, Test Distance [mm]	Band	Group, UID	Frequency [MHz], Channel Number	Conversion Factor	TSL Conductivity [S/m]	TSL Permittivity
Flat, HSL	EDGE TOP, 10.0	WLAN 2.4GHz	WLAN, 10012-CAB	2412.000, 1	7.6	1.81	40.1

Hardware Setup

Phantom	TSL, Measured Date	Probe, Calibration Date	DAE, Calibration Date
Twin-SAM V8.0 (30deg probe tilt) - 2097	HSL600-10000 Charge: xxxx, 2024-Mar-26	EX3DV4 - SN7738, 2023-12-13	DAE4 Sn1725, 2023-10-26

Scan Setup

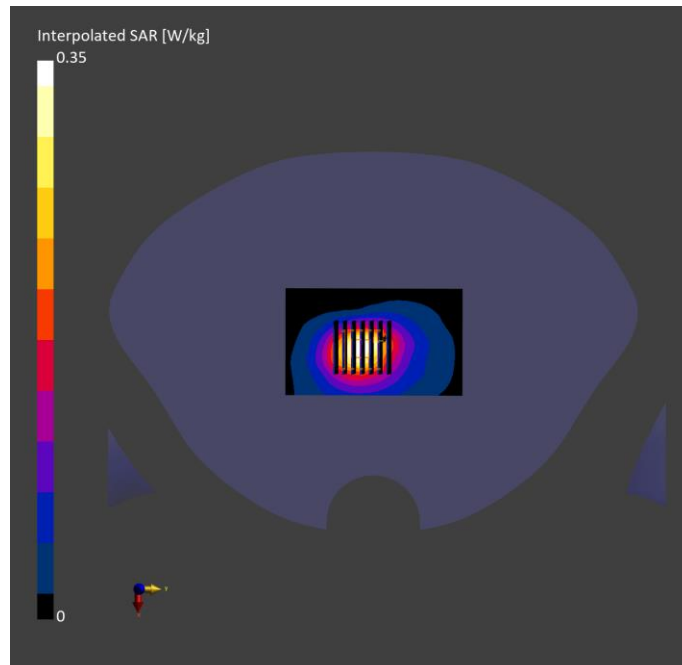
	Area Scan	Zoom Scan
Grid Extents [mm]	60.0 x 100.0	30.0 x 30.0 x 30.0
Grid Steps [mm]	10.0 x 10.0	5.0 x 5.0 x 1.5
Sensor Surface [mm]	3.0	1.4
Graded Grid	N/A	Yes
Grading Ratio	N/A	1.5
MAIA	Y	Y
Surface Detection	VMS + 6p	VMS + 6p
Scan Method	Measured	Measured

Measurement Results

	Area Scan	Zoom Scan
Date	2024-03-27, 08:50	2024-03-27, 08:57
psSAR1g [W/kg]	0.152	0.158
psSAR10g [W/kg]	0.078	0.076
Power Drift [dB]	-0.04	-0.08
Power Scaling	Disabled	Disabled
Scaling Factor [dB]		
TSL Correction	No correction	No correction
M2/M1 [%]		78.0
Dist 3dB Peak [mm]		10.0

Warning(s) / Error(s)

Details	Area Scan	Zoom Scan
Warning(s)		
Error(s)		



Measurement Report for Device, BACK, U-NII-1, U-NII-2A, UID 10707 AAC, Channel 38 (5190.000MHz)

Device under Test Properties

Model, Manufacturer	Dimensions [mm]	IMEI	DUT Type
Device,	150.0 x 53.0 x 17.0		Phone

Exposure Conditions

Phantom Section, TSL	Position, Test Distance [mm]	Band	Group, UID	Frequency [MHz], Channel Number	Conversion Factor	TSL Conductivity [S/m]	TSL Permittivity
Flat, HSL	BACK, 10.0	U-NII-1, U-NII-2A	WLAN, 10707-AAC	5190.000, 38	5.38	4.35	35.7

Hardware Setup

Phantom	TSL, Measured Date	Probe, Calibration Date	DAE, Calibration Date
Twin-SAM V8.0 (30deg probe tilt) - 2097	HSL600-10000 Charge: xxxx, 2024-Mar-26	EX3DV4 - SN7738, 2023-12-13	DAE4 Sn1725, 2023-10-26

Scan Setup

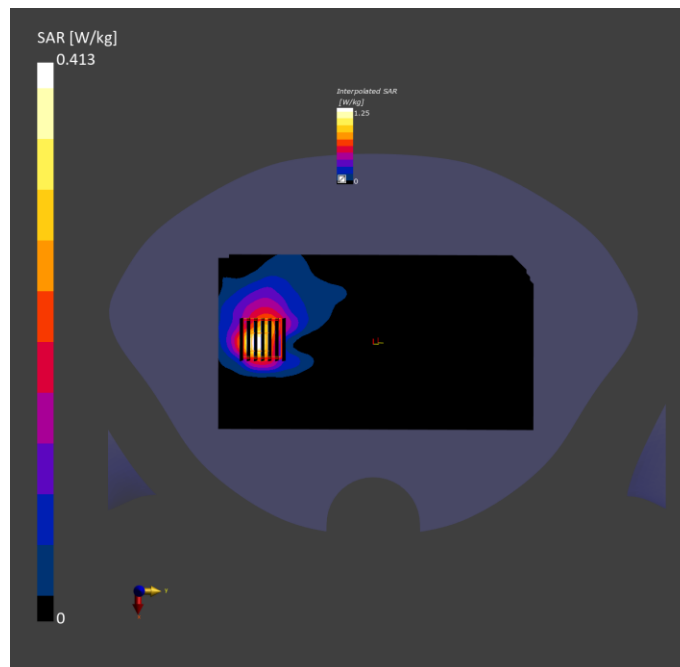
	Area Scan	Zoom Scan
Grid Extents [mm]	100.0 x 180.0	22.0 x 22.0 x 22.0
Grid Steps [mm]	10.0 x 10.0	4.0 x 4.0 x 1.4
Sensor Surface [mm]	3.0	1.4
Graded Grid	N/A	Yes
Grading Ratio	N/A	1.4
MAIA	Y	N/A
Surface Detection	VMS + 6p	VMS + 6p
Scan Method	Measured	Measured

Measurement Results

	Area Scan	Zoom Scan
Date	2024-03-26, 18:03	2024-03-26, 18:11
psSAR1g [W/kg]	0.368	0.379
psSAR10g [W/kg]	0.141	0.132
Power Drift [dB]	-0.00	-0.18
Power Scaling	Disabled	Disabled
Scaling Factor [dB]		
TSL Correction	No correction	No correction
M2/M1 [%]		65.8
Dist 3dB Peak [mm]		8.3

Warning(s) / Error(s)

Details	Area Scan	Zoom Scan
Warning(s) Error(s)		Peak 10g averaged SAR on boundary.



Measurement Report for Device, BACK, U-NII-2C < 5.65 GHz, UID 10518 AAD, Channel 100 (5500.000MHz)

Device under Test Properties

Model, Manufacturer	Dimensions [mm]	IMEI	DUT Type
Device,	150.0 x 53.0 x 17.0		Phone

Exposure Conditions

Phantom Section, TSL	Position, Test Distance [mm]	Band	Group, UID	Frequency [MHz], Channel Number	Conversion Factor	TSL Conductivity [S/m]	TSL Permittivity
Flat, HSL	BACK, 10.00	U-NII-2C < 5.65 GHz	WLAN, 10518-AAD	5500.000, 100	4.75	4.68	35.2

Hardware Setup

Phantom	TSL, Measured Date	Probe, Calibration Date	DAE, Calibration Date
Twin-SAM V8.0 (30deg probe tilt) - 2097	HSL600-10000 Charge: xxxx, 2024-Mar-29	EX3DV4 - SN7738, 2023-12-13	DAE4 Sn1725, 2023-10-26

Scan Setup

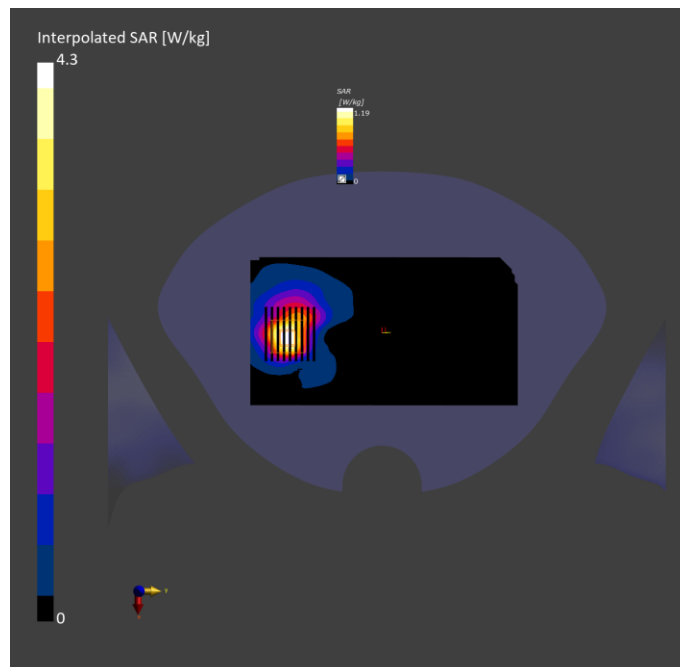
	Area Scan	Zoom Scan
Grid Extents [mm]	100.0 x 180.0	22.0 x 22.0 x 22.0
Grid Steps [mm]	10.0 x 10.0	4.0 x 4.0 x 1.4
Sensor Surface [mm]	3.0	1.4
Graded Grid	N/A	Yes
Grading Ratio	N/A	1.4
MAIA	N/A	N/A
Surface Detection	VMS + 6p	VMS + 6p
Scan Method	Measured	Measured

Measurement Results

	Area Scan	Zoom Scan
Date	2024-03-29, 20:06	2024-03-29, 20:19
psSAR1g [W/kg]	1.20	1.25
psSAR10g [W/kg]	0.467	0.471
Power Drift [dB]	-0.05	-0.08
Power Scaling	Disabled	Disabled
Scaling Factor [dB]		
TSL Correction	No correction	No correction
M2/M1 [%]		64.3
Dist 3dB Peak [mm]		9.4

Warning(s) / Error(s)

Details	Area Scan	Zoom Scan
Warning(s)		
Error(s)		



Measurement Report for Device, BACK, U-NII-2C, U-NII-3, UID 10707 AAC, Channel 151 (5755.000MHz)

Device under Test Properties

Model, Manufacturer	Dimensions [mm]	IMEI	DUT Type
Device,	150.0 x 53.0 x 17.0		Phone

Exposure Conditions

Phantom Section, TSL	Position, Test Distance [mm]	Band	Group, UID	Frequency [MHz], Channel Number	Conversion Factor	TSL Conductivity [S/m]	TSL Permittivity
Flat, HSL	BACK, 10.0	U-NII-2C, U-NII-3	WLAN, 10707-AAC	5755.000, 151	4.74	4.95	34.8

Hardware Setup

Phantom	TSL, Measured Date	Probe, Calibration Date	DAE, Calibration Date
Twin-SAM V8.0 (30deg probe tilt) - 2097	HSL600-10000 Charge: xxxx, 2024-Mar-26	EX3DV4 - SN7738, 2023-12-13	DAE4 Sn1725, 2023-10-26

Scan Setup

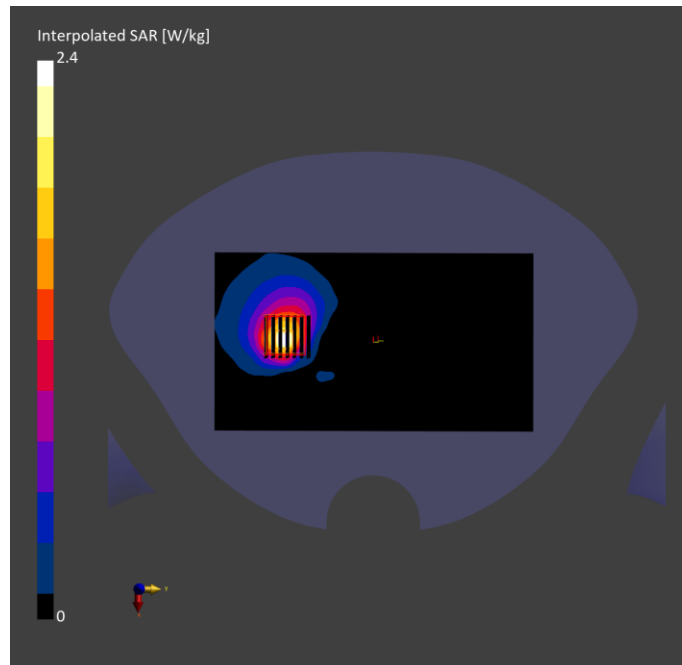
	Area Scan	Zoom Scan
Grid Extents [mm]	100.0 x 180.0	22.0 x 22.0 x 22.0
Grid Steps [mm]	10.0 x 10.0	4.0 x 4.0 x 1.4
Sensor Surface [mm]	3.0	1.4
Graded Grid	N/A	Yes
Grading Ratio	N/A	1.4
MAIA	Y	N/A
Surface Detection	VMS + 6p	VMS + 6p
Scan Method	Measured	Measured

Measurement Results

	Area Scan	Zoom Scan
Date	2024-03-26, 17:20	2024-03-26, 17:27
psSAR1g [W/kg]	0.673	0.663
psSAR10g [W/kg]	0.246	0.235
Power Drift [dB]	0.03	-0.03
Power Scaling	Disabled	Disabled
Scaling Factor [dB]		
TSL Correction	No correction	No correction
M2/M1 [%]		64.3
Dist 3dB Peak [mm]		9.1

Warning(s) / Error(s)

Details	Area Scan	Zoom Scan
Warning(s) Error(s)		Peak 10g averaged SAR on boundary.



Measurement Report for Device, EDGE TOP, ISM 2.4 GHz Band, UID 10032 CAA, Channel 78 (2480.000MHz)

Device under Test Properties

Model, Manufacturer	Dimensions [mm]	IMEI	DUT Type
Device,	150.0 x 53.0 x 17.0		Phone

Exposure Conditions

Phantom Section, TSL	Position, Test Distance [mm]	Band	Group, UID	Frequency [MHz], Channel Number	Conversion Factor	TSL Conductivity [S/m]	TSL Permittivity
Flat, HSL	EDGE TOP, 10.0	ISM 2.4 GHz Band	Bluetooth, 10032-CAA	2480.000, 78	7.6	1.86	40.0

Hardware Setup

Phantom	TSL, Measured Date	Probe, Calibration Date	DAE, Calibration Date
Twin-SAM V8.0 (30deg probe tilt) - 2097	HSL600-10000 Charge: xxxx, 2024-Mar-29	EX3DV4 - SN7738, 2023-12-13	DAE4 Sn1725, 2023-10-26

Scan Setup

	Area Scan	Zoom Scan
Grid Extents [mm]	60.0 x 100.0	30.0 x 30.0 x 30.0
Grid Steps [mm]	10.0 x 10.0	5.0 x 5.0 x 1.5
Sensor Surface [mm]	3.0	1.4
Graded Grid	N/A	Yes
Grading Ratio	N/A	1.5
MAIA	Y	Y
Surface Detection	VMS + 6p	VMS + 6p
Scan Method	Measured	Measured

Measurement Results

	Area Scan	Zoom Scan
Date	2024-03-29, 19:17	2024-03-29, 19:25
psSAR1g [W/kg]	0.034	0.034
psSAR10g [W/kg]	0.017	0.017
Power Drift [dB]	-0.17	0.08
Power Scaling	Disabled	Disabled
Scaling Factor [dB]		
TSL Correction	No correction	No correction
M2/M1 [%]		83.0
Dist 3dB Peak [mm]		10.8

Warning(s) / Error(s)

Details	Area Scan	Zoom Scan
Warning(s)		
Error(s)		

