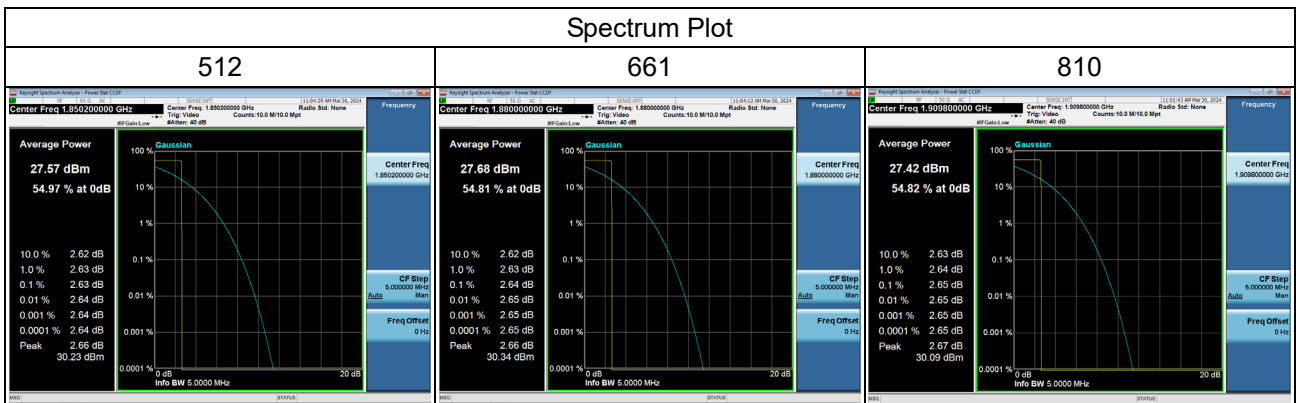
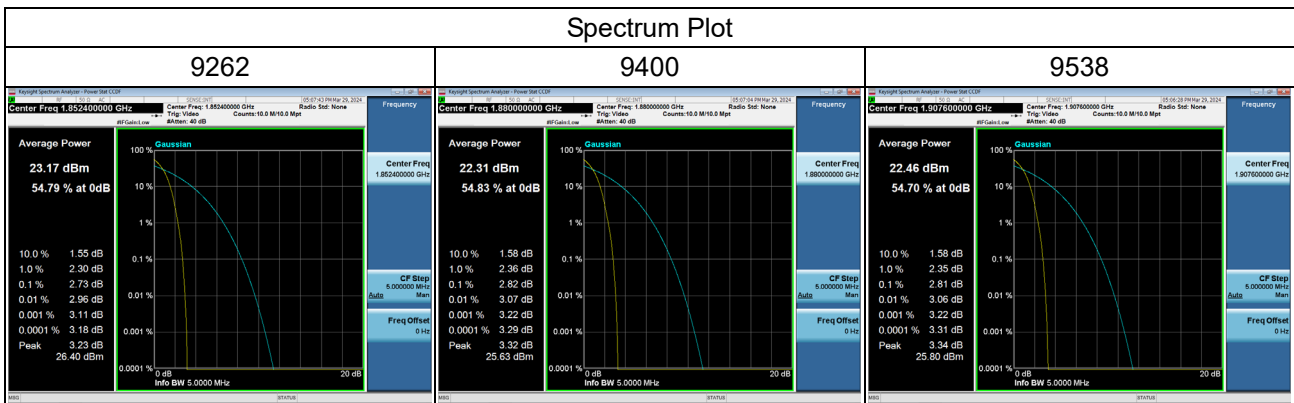


PCS1900_EDGE					
Channel	Frequency (MHz)	Peak To Average Ratio (dB)		Max. Limit (dB)	Result
		QPSK			
512	1850.2	2.63		13	Pass
661	1880	2.64		13	Pass
810	1909.8	2.65		13	Pass

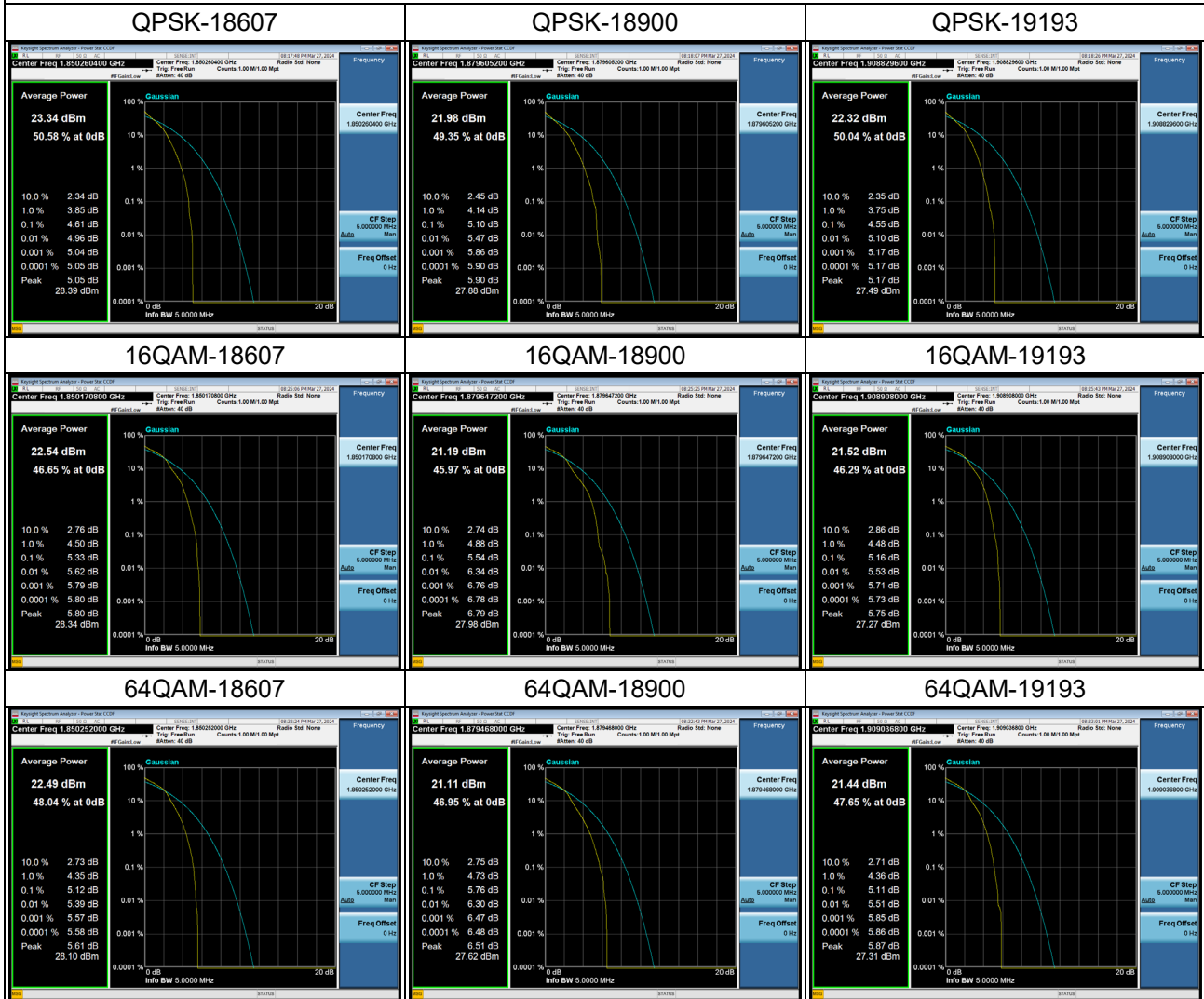


WCDMA Band II_WCDMA					
Channel	Frequency (MHz)	Peak To Average Ratio (dB)		Max. Limit (dB)	Result
		QPSK			
9262	1852.4	2.73		13	Pass
9400	1880	2.82		13	Pass
9538	1907.6	2.81		13	Pass



LTE Band 2_1.4MHz							
Channel	Frequency (MHz)	Peak To Average Ratio (dB)			Max. Limit (dB)	Result	
		QPSK	16QAM	64QAM			
18607	1850.7	4.61	5.33	5.12	13	Pass	
18900	1880	5.10	5.54	5.76	13	Pass	
19193	1909.3	4.55	5.16	5.11	13	Pass	

## Spectrum Plot



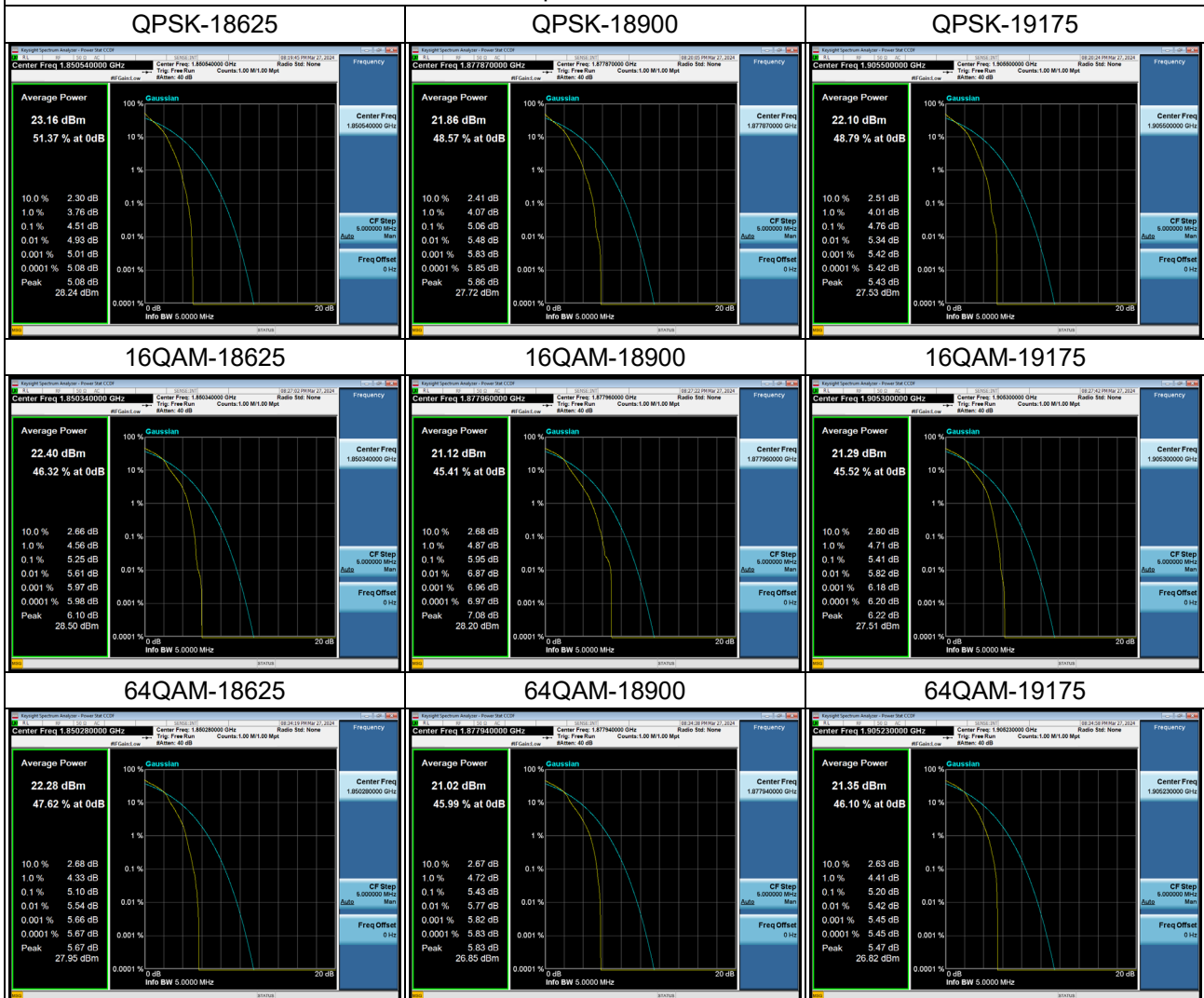
LTE Band 2_3MHz							
Channel	Frequency (MHz)	Peak To Average Ratio (dB)			Max. Limit (dB)	Result	
		QPSK	16QAM	64QAM			
18615	1851.5	4.55	5.21	5.30	13	Pass	
18900	1880	5.18	5.63	5.77	13	Pass	
19185	1908.5	4.80	5.25	5.25	13	Pass	

## Spectrum Plot



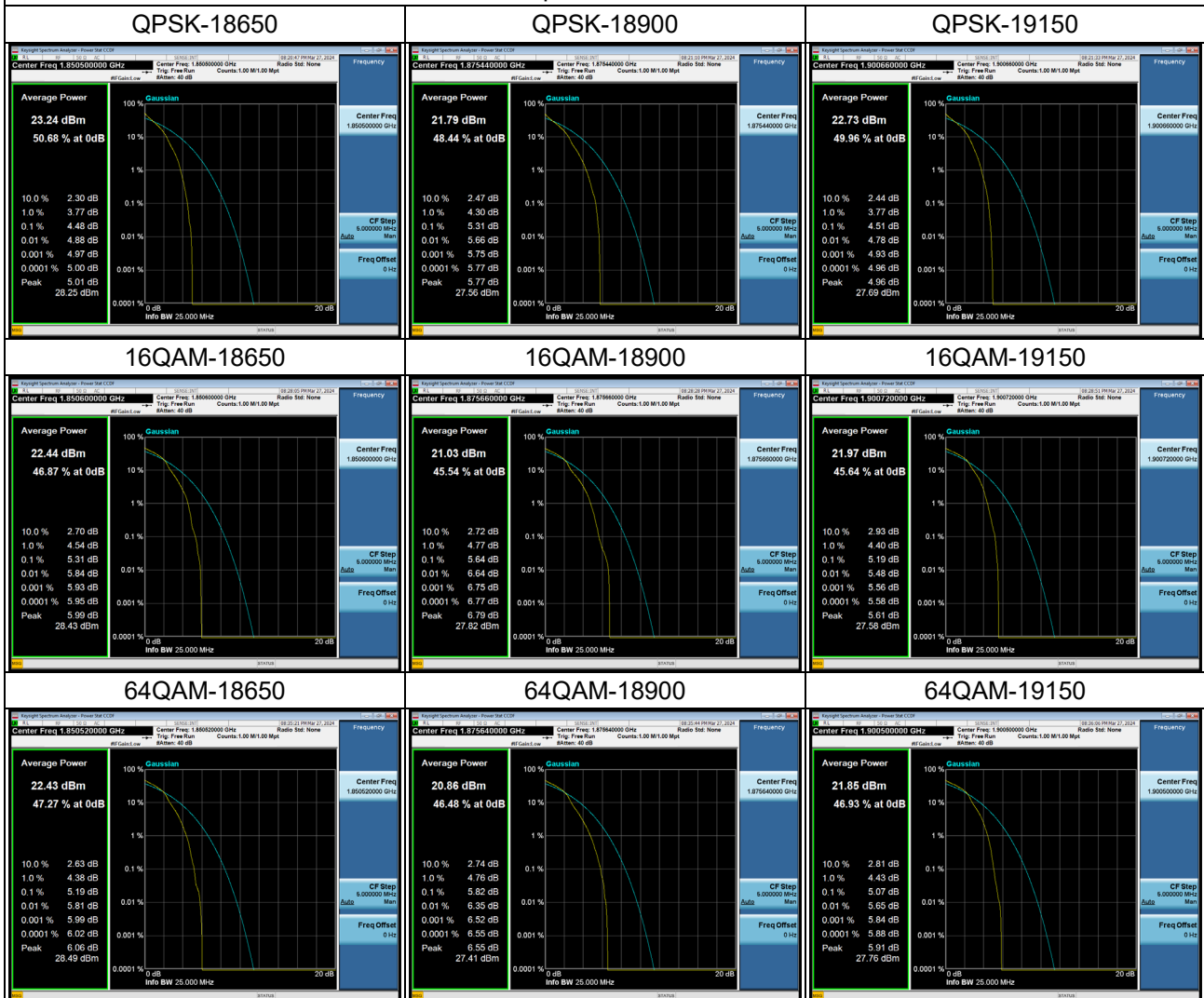
LTE Band 2_5MHz							
Channel	Frequency (MHz)	Peak To Average Ratio (dB)			Max. Limit (dB)	Result	
		QPSK	16QAM	64QAM			
18625	1852.5	4.51	5.25	5.10	13	Pass	
18900	1880	5.06	5.95	5.43	13	Pass	
19175	1907.5	4.76	5.41	5.20	13	Pass	

## Spectrum Plot



LTE Band 2_10MHz							
Channel	Frequency (MHz)	Peak To Average Ratio (dB)			Max. Limit (dB)	Result	
		QPSK	16QAM	64QAM			
18650	1855	4.48	5.31	5.19	13	Pass	
18900	1880	5.31	5.64	5.82	13	Pass	
19150	1905	4.51	5.19	5.07	13	Pass	

## Spectrum Plot



LTE Band 2_15MHz							
Channel	Frequency (MHz)	Peak To Average Ratio (dB)			Max. Limit (dB)	Result	
		QPSK	16QAM	64QAM			
18675	1857.5	4.42	5.16	5.29	13	Pass	
18900	1880	5.17	5.63	5.64	13	Pass	
19125	1902.5	4.14	4.98	4.85	13	Pass	

## Spectrum Plot

