



# FCC RF Test Report

**APPLICANT** : vivo Mobile Communication Co., Ltd.  
**EQUIPMENT** : Mobile Phone  
**BRAND NAME** : vivo  
**MODEL NAME** : V2343  
**FCC ID** : 2AUCY-V2343  
**STANDARD** : FCC Part 15 Subpart E §15.407  
**CLASSIFICATION** : (NII) Unlicensed National Information Infrastructure  
**TEST DATE(S)** : Mar. 13, 2024 ~ Mar. 28, 2024

We, Sporton International Inc. (ShenZhen), would like to declare that the tested sample has been evaluated in accordance with the test procedures and has been in compliance with the applicable technical standards.

The test results in this report apply exclusively to the tested model / sample. Without written approval of Sporton International Inc.(ShenZhen), the test report shall not be reproduced except in full.

Jason Jia

Approved by: Jason Jia



**Sporton International Inc. (ShenZhen)**

**1/F, 2/F, Bldg 5, Shiling Industrial Zone, Xinwei Village, Xili, Nanshan, Shenzhen, 518055**

**People's Republic of China**



# TABLE OF CONTENTS

**REVISION HISTORY..... 3**

**SUMMARY OF TEST RESULT ..... 4**

**1 GENERAL DESCRIPTION ..... 5**

1.1 Applicant ..... 5

1.2 Manufacturer..... 5

1.3 Product Feature of Equipment Under Test..... 5

1.4 Product Specification of Equipment Under Test..... 6

1.5 Modification of EUT ..... 7

1.6 Testing Location ..... 7

1.7 Test Software..... 8

1.8 Applicable Standards..... 8

**2 TEST CONFIGURATION OF EQUIPMENT UNDER TEST ..... 9**

2.1 Carrier Frequency and Channel ..... 9

2.2 Test Mode..... 10

2.3 Connection Diagram of Test System..... 12

2.4 Support Unit used in test configuration and system ..... 13

2.5 EUT Operation Test Setup ..... 13

2.6 Measurement Results Explanation Example..... 13

**3 TEST RESULT..... 14**

3.1 6dB and 26dB and 99% Occupied Bandwidth Measurement ..... 14

3.2 Maximum Conducted Output Power Measurement ..... 19

3.3 Power Spectral Density Measurement ..... 21

3.4 Unwanted Emissions Measurement ..... 25

3.5 AC Conducted Emission Measurement..... 30

3.6 Antenna Requirements ..... 32

**4 LIST OF MEASURING EQUIPMENT ..... 33**

**5 MEASUREMENT UNCERTAINTY ..... 34**

**APPENDIX A. CONDUCTED TEST RESULTS**

**APPENDIX B. AC CONDUCTED EMISSION TEST RESULT**

**APPENDIX C. RADIATED SPURIOUS EMISSION**

**APPENDIX D. DUTY CYCLE PLOTS**

**APPENDIX E. SETUP PHOTOGRAPHS**



### REVISION HISTORY

REPORT NO.	VERSION	DESCRIPTION	ISSUED DATE
FR420616D	Rev. 01	Initial issue of report	Apr. 12, 2024



### SUMMARY OF TEST RESULT

Report Section	FCC Rule	Description	Limit for U-NII-1/2A/2C	Limit for U-NII-3	Result	Remark
3.1	2.1049 & 15.403(i)	6dB, 26dB & 99% Bandwidth	-	6dB Bandwidth > 500kHz	Pass	-
3.2	15.407(a)	Maximum Conducted Output Power	≤ 24 dBm	≤ 30 dBm	Pass	-
3.3	15.407(a)	Power Spectral Density	≤ 11 dBm/MHz	≤ 30 dBm/500kHz	Pass	-
3.4	15.407(b)	Unwanted Emissions	15.407(b) & 15.209(a)	15.407(b)(4)(i) & 15.209(a)	Pass	Under limit 2.14 dB at 5367.18 MHz
3.5	15.207	AC Conducted Emission	15.207(a)	15.207(a)	Pass	Under limit 20.10 dB at 0.57 MHz
3.6	15.203 & 15.407(a)	Antenna Requirement	15.203 & 15.407(a)	15.203 & 15.407(a)	Pass	-

**Conformity Assessment Condition:**

- The test results (PASS/FAIL) with all measurement uncertainty excluded are presented against the regulation limits or in accordance with the requirements stipulated by the applicant/manufacturer who shall bear all the risks of non-compliance that may potentially occur if measurement uncertainty is taken into account.
- The measurement uncertainty please refer to each test result in the section "Measurement Uncertainty"

**Disclaimer:**

The product specifications of the EUT presented in the test report that may affect the test assessments are declared by the manufacturer who shall take full responsibility for the authenticity.



# 1 General Description

## 1.1 Applicant

vivo Mobile Communication Co., Ltd.  
No.1, vivo Road, Chang'an, Dongguan, Guangdong, China

## 1.2 Manufacturer

vivo Mobile Communication Co., Ltd.  
No.1, vivo Road, Chang'an, Dongguan, Guangdong, China

## 1.3 Product Feature of Equipment Under Test

Product Feature	
Equipment	Mobile Phone
Brand Name	vivo
Model Name	V2343
FCC ID	2AUCY-V2343
IMEI Code	Conducted: 864567079785559/864567079785542 Conduction: 864567079785419/864567079785401 Radiation: 355199400020476/355199400020484
HW Version	MP_0.1
SW Version	PD2354HF_EX_A_14.0.4.6.W30
EUT Stage	Identical Prototype

Remark: The above EUT's information was declared by manufacturer. Please refer to the specifications or user's manual for more detailed description.



### 1.4 Product Specification of Equipment Under Test

Standards-related Product Specification	
<b>Tx/Rx Frequency Range</b>	5180 MHz ~ 5240 MHz 5260 MHz ~ 5320 MHz 5500 MHz ~ 5720 MHz 5745 MHz ~ 5825 MHz
<b>Maximum Output Power to Antenna</b>	<p><b>&lt;5180 MHz ~ 5240 MHz&gt;</b> 802.11a : 18.93 dBm / 0.0782 W 802.11n HT20 : 18.31 dBm / 0.0678 W 802.11n HT40 : 18.06 dBm / 0.0640 W 802.11ac VHT80: 16.25 dBm / 0.0422 W</p> <p><b>&lt;5260 MHz ~ 5320 MHz&gt;</b> 802.11a : 19.02 dBm / 0.0798 W 802.11n HT20 : 18.39 dBm / 0.0690 W 802.11n HT40 : 18.26 dBm / 0.0670 W 802.11ac VHT80: 15.41 dBm / 0.0348 W</p> <p><b>&lt;5500 MHz ~ 5720 MHz &gt;</b> 802.11a : 18.90 dBm / 0.0776 W 802.11n HT20 : 18.24 dBm / 0.0667 W 802.11n HT40 : 17.95 dBm / 0.0624 W 802.11ac VHT80: 16.71 dBm / 0.0469 W</p> <p><b>&lt;5745 MHz ~ 5825 MHz&gt;</b> 802.11a : 19.06 dBm / 0.0805 W 802.11n HT20 : 18.63 dBm / 0.0729 W 802.11n HT40 : 18.51 dBm / 0.0710 W 802.11ac VHT80: 16.45 dBm / 0.0442 W</p>
<b>99% Occupied Bandwidth</b>	<p><b>&lt;5180 MHz ~ 5240 MHz&gt;</b> 802.11a : 17.43 MHz 802.11n HT20 : 18.28 MHz 802.11n HT40 : 36.46 MHz 802.11ac VHT80 : 75.88 MHz</p> <p><b>&lt;5260 MHz ~ 5320 MHz&gt;</b> 802.11a : 17.63 MHz 802.11n HT20 : 18.38 MHz 802.11n HT40 : 36.46 MHz 802.11ac VHT80 : 75.76 MHz</p> <p><b>&lt;5500 MHz ~ 5720 MHz&gt;</b> 802.11a : 17.68 MHz 802.11n HT20 : 18.43 MHz 802.11n HT40 : 36.66 MHz 802.11ac VHT80 : 75.88 MHz</p> <p><b>&lt;5745 MHz ~ 5825 MHz&gt;</b> 802.11a : 18.08 MHz 802.11n HT20 : 18.43 MHz 802.11n HT40 : 36.66 MHz 802.11ac VHT80 : 75.88 MHz</p>



<b>Antenna Type / Gain</b>	<p>&lt;5180 MHz ~ 5240 MHz&gt; PIFA Antenna type with gain 2.40 dBi</p> <p>&lt;5260 MHz ~ 5320 MHz&gt; PIFA Antenna type with gain 3.30 dBi</p> <p>&lt;5500 MHz ~ 5720 MHz&gt; PIFA Antenna type with gain 3.40 dBi</p> <p>&lt;5745 MHz ~ 5825 MHz&gt; PIFA Antenna type with gain 3.50 dBi</p>
<b>Type of Modulation</b>	<p>802.11a/n : OFDM (BPSK / QPSK / 16QAM / 64QAM)</p> <p>802.11ac : OFDM (BPSK / QPSK / 16QAM / 64QAM / 256QAM)</p>

**Note:** For 802.11n HT20 /VHT20 and 802.11n HT40 /VHT40 mode, the VHT20/VHT40 power are set less than HT20/HT40 mode, thus only full test 802.11n HT20/HT40.

### 1.5 Modification of EUT

No modifications are made to the EUT during all test items.

### 1.6 Testing Location

Sporton International Inc. (ShenZhen) is accredited to ISO/IEC 17025:2017 by American Association for Laboratory Accreditation with Certificate Number 5145.01.

<b>Test Firm</b>	Sporton International Inc. (ShenZhen)		
<b>Test Site Location</b>	1/F, 2/F, Bldg 5, Shiling Industrial Zone, Xinwei Village, Xili, Nanshan, Shenzhen, 518055 People's Republic of China TEL: +86-755-86379589 FAX: +86-755-86379595		
<b>Test Site No.</b>	<b>Sporton Site No.</b>	<b>FCC Designation No.</b>	<b>FCC Test Firm Registration No.</b>
	CO01-SZ TH01-SZ	CN1256	421272

<b>Test Firm</b>	Sporton International Inc. (ShenZhen)		
<b>Test Site Location</b>	101, 1st Floor, Block B, Building 1, No. 2, Tengfeng 4th Road, Fenghuang Community, Fuyong Street, Baoan District, Shenzhen City, Guangdong Province 518103 People's Republic of China TEL: +86-755-86066985		
<b>Test Site No.</b>	<b>Sporton Site No.</b>	<b>FCC Designation No.</b>	<b>FCC Test Firm Registration No.</b>
	03CH04-SZ	CN1256	421272



### 1.7 Test Software

Item	Site	Manufacturer	Name	Version
1.	03CH04-SZ	AUDIX	E3	6.2009-8-24
2.	CO01-SZ	AUDIX	E3	6.120613b

### 1.8 Applicable Standards

According to the specifications of the manufacturer, the EUT must comply with the requirements of the following standards:

- ♦ 47 CFR Part 15 Subpart E
- ♦ FCC KDB 789033 D02 General UNII Test Procedures New Rules v02r01.
- ♦ ANSI C63.10-2013

**Remark:**

1. All test items were verified and recorded according to the standards and without any deviation during the test.
2. This EUT has also been tested and complied with the requirements of FCC Part 15, Subpart B, recorded in a separate test report.





## 2 Test Configuration of Equipment Under Test

- a. The EUT has been associated with peripherals and configuration operated in a manner tended to maximize its emission characteristics in a typical application. Frequency range investigated: conduction emission (150 kHz to 30 MHz), radiation emission (9 kHz to the 10th harmonic of the highest fundamental frequency or to 40 GHz, whichever is lower). For radiated measurement, pre-scanned in three orthogonal panels, X, Y, Z. The worst cases (X plane) were recorded in this report.
- b. AC power line Conducted Emission was tested under maximum output power.

### 2.1 Carrier Frequency and Channel

Frequency Band	Channel	Freq.(MHz)	Channel	Freq. (MHz)
5180-5240 MHz U-NII-1	36	5180	44	5220
	38*	5190	46*	5230
	40	5200	48	5240
	42 <sup>#</sup>	5210	-	-

Frequency Band	Channel	Freq.(MHz)	Channel	Freq. (MHz)
5260-5320 MHz U-NII-2A	52	5260	60	5300
	54*	5270	62*	5310
	56	5280	64	5320
	58 <sup>#</sup>	5290	-	-

Frequency Band	Channel	Freq.(MHz)	Channel	Freq. (MHz)
5500-5720MHz U-NII-2C	100	5500	112	5560
	102*	5510	116	5580
	104	5520	132	5660
	106 <sup>#</sup>	5530	134*	5670
	108	5540	136	5680
	110*	5550	140	5700

Frequency Band	Channel	Freq.(MHz)	Channel	Freq. (MHz)
5745-5825 MHz U-NII-3	149	5745	157	5785
	151*	5755	159*	5795
	153	5765	161	5805
	155 <sup>#</sup>	5775	165	5825



Frequency Band	Channel	Freq.(MHz)	Channel	Freq. (MHz)
TDWR Channel	118*	5590	124	5620
	120	5600	126*	5630
	122 <sup>#</sup>	5610	128	5640
	-	-	-	-

Frequency Band	Channel	Freq. (MHz)	Channel	Freq. (MHz)
Straddle Channel	138 <sup>#</sup>	5690	144	5720
	142*	5710	-	-

Note:

1. The above Frequency and Channel in "\*" are 40MHz bandwidth.
2. The above Frequency and Channel in "<sup>#</sup>" are 80MHz bandwidth.

## 2.2 Test Mode

Final test modes are considering the modulation and worse data rates as below table.

Modulation	Data Rate
802.11a	6 Mbps
802.11n HT20	MCS0
802.11n HT40	MCS0
802.11ac VHT80	MCS0

RSE Co-location modes
802.11ac VHT80_CH58 + LTE Band13 Link 802.11ac VHT80_CH58 + LTE Band13 Link + BLE CH39 2Mbps

<b>AC Conducted Emission</b>	Mode 1 : GSM850 Idle + WLAN Link(5G) + USB Cable (Charging from Adapter) + Battery
<b>Remark:</b>	
<ol style="list-style-type: none"> <li>1. For Radiated Test Cases, The tests were performance with Adapter, Earphone and USB Cable.</li> <li>2. For simultaneous transmission test mode, the combination testing was assessed from the worst RSE link mode of WWAN (GSM/WCDMA/LTE/5G NR) and the worst RSE link mode of BT/WLAN 5G.</li> </ol>	



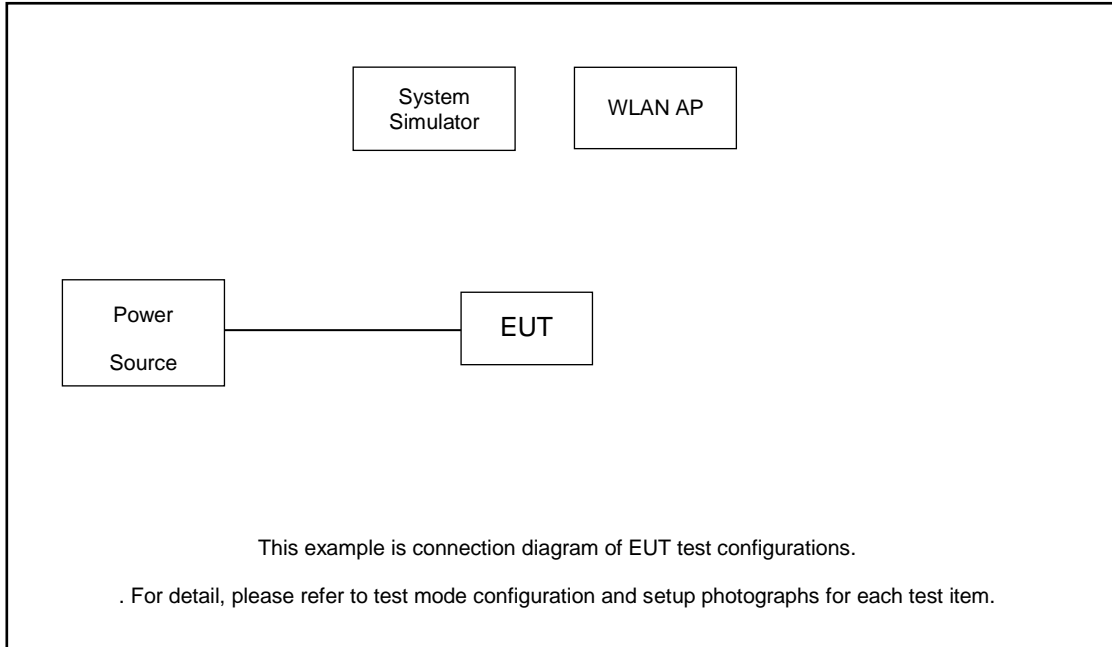
Ch. #		U-NII-1	U-NII-2A	U-NII-2C	U-NII-3
		20M BW	20M BW	20M BW	20M BW
L	Low	36	52	100	149
M	Middle	44	60	116	157
H	High	48	64	140	165
Straddle		-	-	144	-

Ch. #		U-NII-1	U-NII-2A	U-NII-2C	U-NII-3
		40M BW	40M BW	40M BW	40M BW
L	Low	38	54	102	151
M	Middle	-	-	110	-
H	High	46	62	134	159
Straddle		-	-	142	-

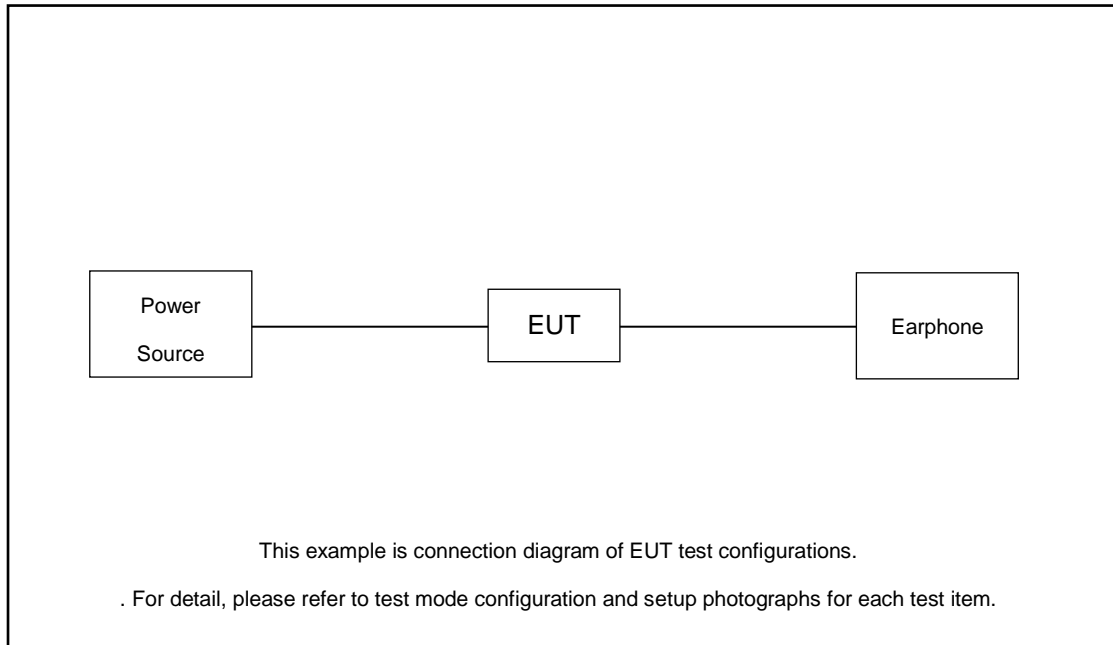
Ch. #		U-NII-1	U-NII-2A	U-NII-2C	U-NII-3
		80M BW	80M BW	80M BW	80M BW
L	Low	-	-	106	-
M	Middle	42	58	122	155
H	High	-	-	-	-
Straddle		-	-	138	-

## 2.3 Connection Diagram of Test System

AC Conducted Emission:



Radiated Emission:





## 2.4 Support Unit used in test configuration and system

Item	Equipment	Trade Name	Model Name	FCC ID	Data Cable	Power Cord
1.	System Simulator	Anritsu	MT8820C	N/A	N/A	Unshielded,1.8m
2.	WLAN AP	Dlink	DIR-820L	KA2IR820LA1	N/A	Unshielded,1.8m
3.	Earphone	N/A	N/A	N/A	N/A	N/A

## 2.5 EUT Operation Test Setup

For WLAN RF test items, an engineering test program was provided and enabled to make EUT continuously transmit.

For AC power line conducted emissions, the EUT was set to connect with the WLAN AP under large package sizes transmission.

## 2.6 Measurement Results Explanation Example

**For all conducted test items:**

The offset level is set in the spectrum analyzer to compensate the RF cable loss and attenuator factor between EUT conducted output port and spectrum analyzer. With the offset compensation, the spectrum analyzer reading level is exactly the EUT RF output level.

Example :

The spectrum analyzer offset is derived from RF cable loss and attenuator factor.

*Offset = RF cable loss + attenuator factor.*

Following shows an offset computation example with cable loss 5.30 dB and 20dB attenuator.

$$\begin{aligned}
 \text{Offset(dB)} &= \text{RF cable loss(dB)} + \text{attenuator factor(dB)}. \\
 &= 5.30 + 20 = 25.30 \text{ (dB)}
 \end{aligned}$$



### 3 Test Result

#### 3.1 6dB and 26dB and 99% Occupied Bandwidth Measurement

##### 3.1.1 Description of 6dB and 26dB and 99% Occupied Bandwidth

The minimum 6 dB bandwidth shall be at least 500 kHz.

26dB and 99% Occupied bandwidth are reporting only.

##### 3.1.2 Measuring Instruments

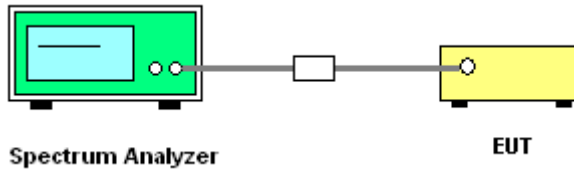
The measuring equipment is listed in the section 4 of this test report.

##### 3.1.3 Test Procedures

- The testing follows FCC KDB 789033 D02 General UNII Test Procedures New Rules v02r01.

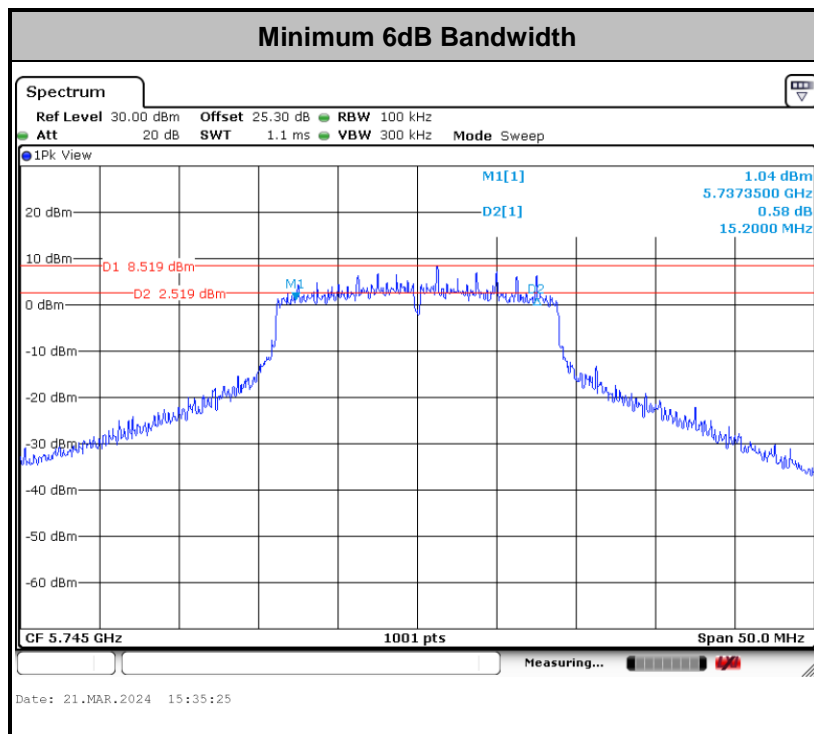
<input checked="" type="checkbox"/>	Section C) Bandwidth Measurement 1. Emission Bandwidth (EBW) and 99% OBW
	<ol style="list-style-type: none"> <li>Set RBW = approximately 1% of the emission bandwidth.</li> <li>Set the VBW &gt; RBW.</li> <li>Detector = Peak.</li> <li>Trace mode = max hold</li> <li>Measure the maximum width of the emission that is 26 dB down from the peak of the emission. Compare this with the RBW setting of the analyzer. Readjust RBW and repeat measurement as needed until the RBW/EBW ratio is approximately 1%.</li> <li>For 99% Bandwidth Measurement, the spectrum analyzer's resolution bandwidth (RBW) is set to 1%~5% of the OBW and set the Video bandwidth (VBW) ≥ 3 * RBW.</li> <li>Measure and record the results in the test report.</li> </ol>
<input checked="" type="checkbox"/>	Section C) Bandwidth Measurement 2. Minimum Emission Bandwidth for the band 5.725 - 5.85 GHz
	<ol style="list-style-type: none"> <li>Set RBW = 100kHz.</li> <li>Set the VBW ≥ 3 x RBW.</li> <li>Detector = Peak.</li> <li>Trace mode = max hold</li> <li>Measure the maximum width of the emission that is 6 dB down from the peak of the emission.</li> <li>Measure and record the results in the test report.</li> </ol>

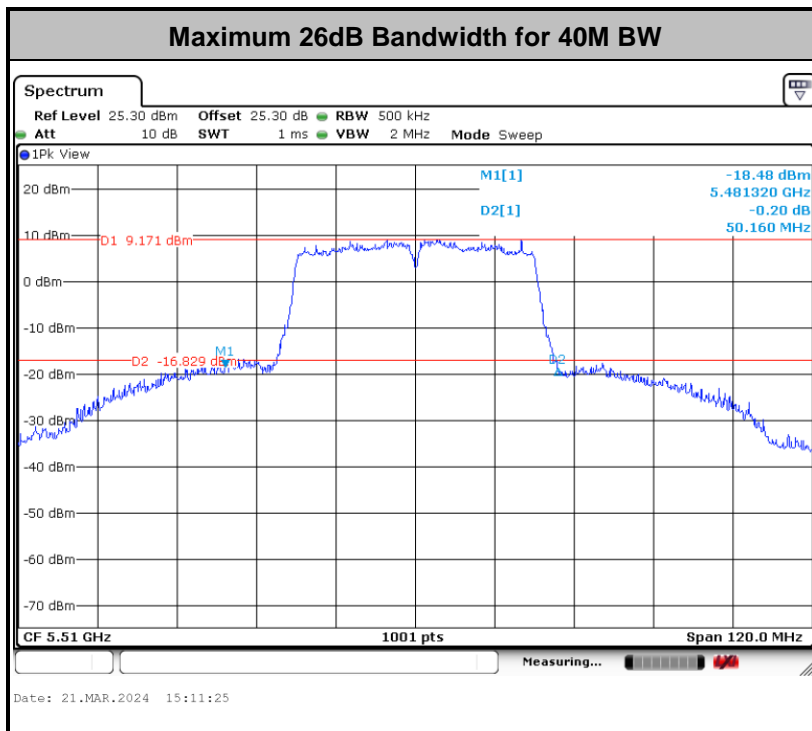
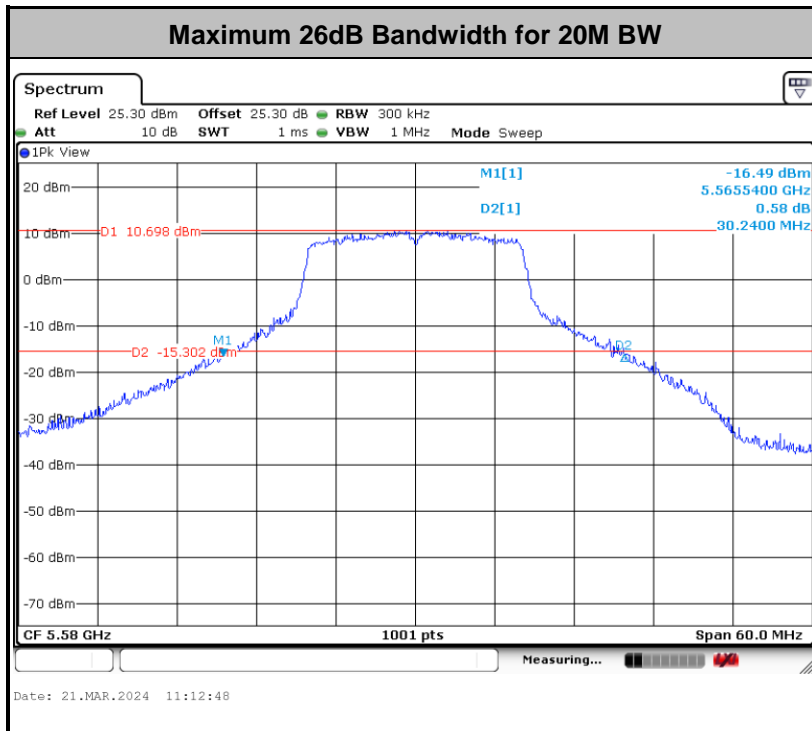
### 3.1.4 Test Setup



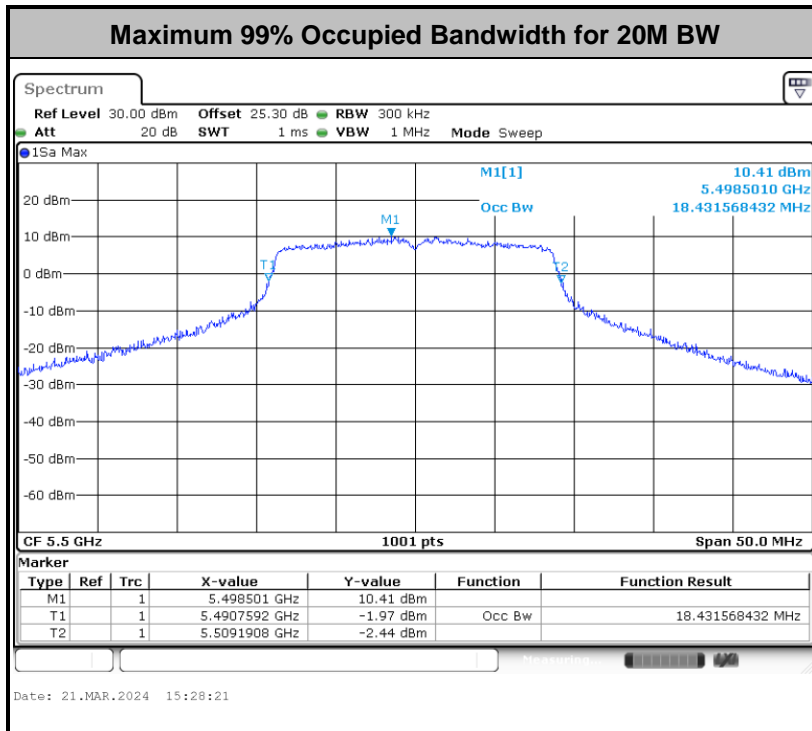
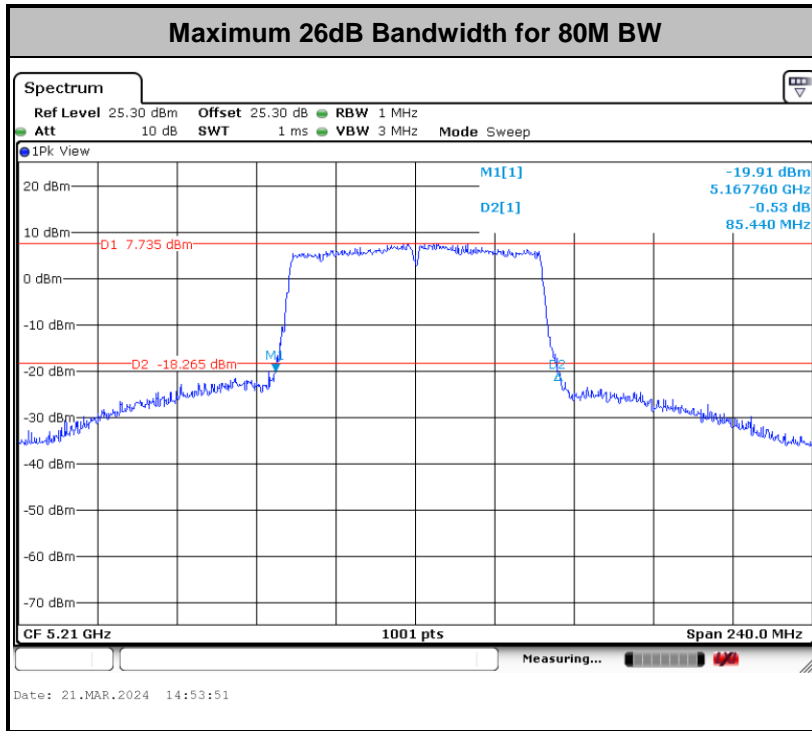
### 3.1.5 Test Result of 6dB Bandwidth

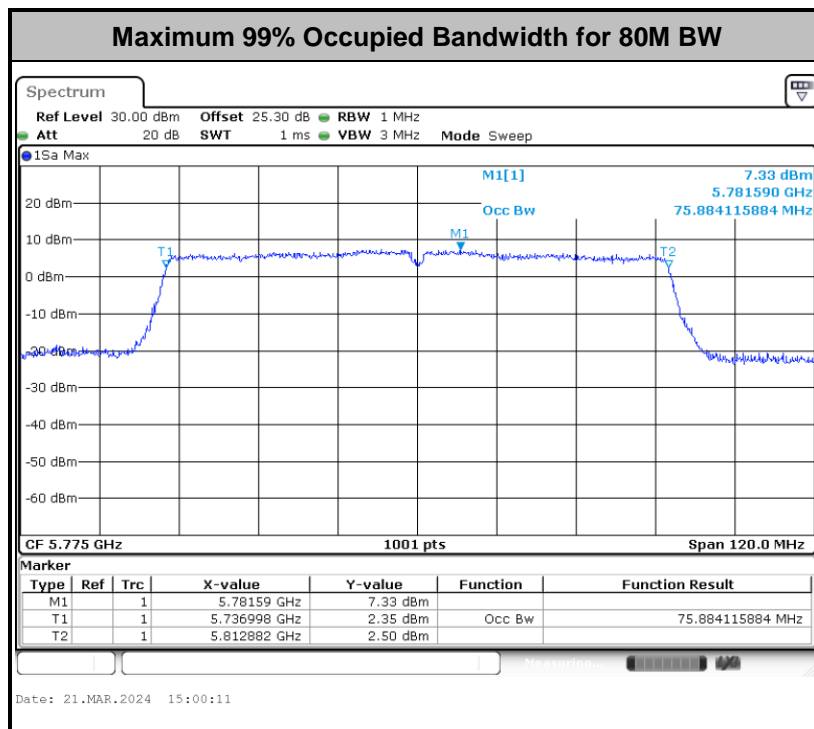
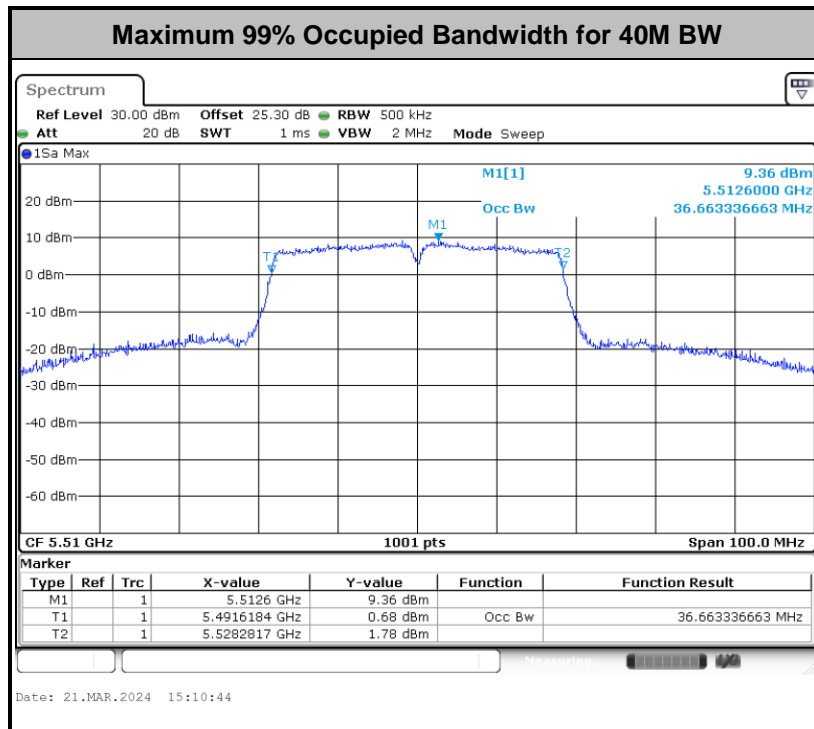
Please refer to Appendix A.











**Note:** The occupied channel bandwidth is maintained within the band of operation for all of the modulations.



## 3.2 Maximum Conducted Output Power Measurement

### 3.2.1 Limit of Maximum Conducted Output Power

<FCC 14-30 CFR 15.407>

For mobile and portable client devices in the 5.15–5.25 GHz band, the maximum conducted output power over the frequency band of operation shall not exceed 250 mW.

For the 5.25–5.725 GHz bands, the maximum conducted output power over the frequency bands of operation shall not exceed the lesser of 250 mW or  $11 \text{ dBm} + 10 \log_{10} B$ , where B is the 26 dB emission bandwidth in megahertz.

For the band 5.725–5.85 GHz, the maximum conducted output power over the frequency band of operation shall not exceed 1 W.

For Straddle Channel, According to KDB 789033 D02 General UNII Test Procedures New Rules v02r01, If the power and PSD of the devices are uniform and comply with the lower limits specified for the U-NII-2 bands, a single measurement over the entire emission bandwidth can be performed to show compliance.

If transmitting antennas of directional gain greater than 6 dBi are used, the peak output power shall be reduced by the amount in dB that the directional gain of the antenna exceeds 6 dBi.

Note that U-NII-2 band, devices with a maximum e.i.r.p. greater than 500 mW shall implement TPC in order to have the capability to operate at least 6 dB below the maximum permitted e.i.r.p. of 1 W.

### 3.2.2 Measuring Instruments

The measuring equipment is listed in the section 4 of this test report.

### 3.2.3 Test Procedures

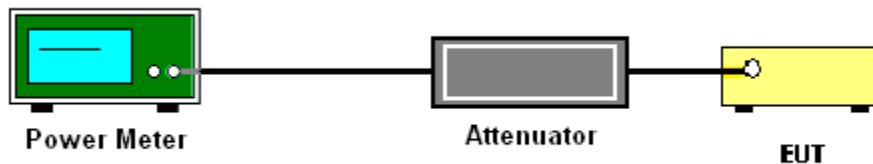
The testing follows Method PM of FCC KDB 789033 D02 General UNII Test Procedures New Rules v02r01.

Method PM (Measurement using an RF average power meter):

1. Measurement is performed using a wideband RF power meter.
2. The EUT is configured to transmit continuously with a consistent duty cycle at its maximum power control level.
3. Measure the average power of the transmitter, and the average power is corrected with duty factor,  $10 \log(1/x)$ , where  $x$  is the duty cycle.

For Straddle Channel, According to KDB 789033 D02 General UNII Test Procedures New Rules v02r01, If the power and PSD of the devices are uniform and comply with the lower limits specified for the U-NII-2 bands, a single measurement over the entire emission bandwidth can be performed to show compliance.

### 3.2.4 Test Setup



### 3.2.5 Test Result of Maximum Conducted Output Power

Please refer to Appendix A.



### 3.3 Power Spectral Density Measurement

#### 3.3.1 Limit of Power Spectral Density

<FCC 14-30 CFR 15.407>

For mobile and portable client devices in the 5.15–5.25 GHz band, the maximum power spectral density shall not exceed 11dBm in any 1 megahertz band.

For the 5.25–5.725 GHz bands, the maximum power spectral density shall not exceed 11 dBm in any 1 megahertz band.

For the band 5.725–5.85 GHz, the maximum power spectral density shall not exceed 30 dBm in any 500-kHz band.

For Straddle Channel, According to KDB 789033 D02 General UNII Test Procedures New Rules v02r01, If the power and PSD of the devices are uniform and comply with the lower limits specified for the U-NII-2 bands, a single measurement over the entire emission bandwidth can be performed to show compliance.

If transmitting antennas of directional gain greater than 6 dBi are used, the peak output power shall be reduced by the amount in dB that the directional gain of the antenna exceeds 6 dBi.

#### 3.3.2 Measuring Instruments

The measuring equipment is listed in the section 4 of this test report.



### 3.3.3 Test Procedures

The testing follows FCC KDB 789033 D02 General UNII Test Procedures New Rules v01r04.  
Section F) Maximum power spectral density.

#### **For devices operating in the bands UNII-1/2A/2C**

##### **# Method SA-2 #**

(trace averaging across on and off times of the EUT transmissions, followed by duty cycle correction).

- Measure the duty cycle.
- Set span to encompass the entire emission bandwidth (EBW) of the signal.
- Set RBW = 1 MHz.
- Set VBW  $\geq$  3 MHz.
- Number of points in sweep  $\geq$  2 Span / RBW.
- Sweep time = auto.
- Detector = RMS
- Trace average at least 100 traces in power averaging mode.
- Add  $10 \log(1/x)$ , where x is the duty cycle, to the measured power in order to compute the average power during the actual transmission times. For example, add  $10 \log(1/0.25) = 6$  dB if the duty cycle is 25 percent.

#### **For devices operating in the band UNII-3**

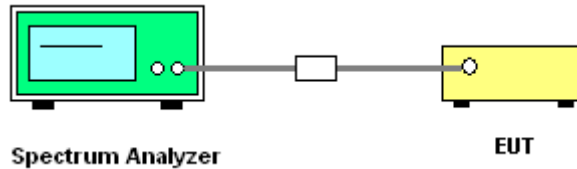
##### **# Method SA-2 #**

(trace averaging across on and off times of the EUT transmissions, followed by duty cycle correction).

- Measure the duty cycle.
- Set span to encompass the entire emission bandwidth (EBW) of the signal.
- Set RBW = 500KHz (or 300 kHz if the SA can't set RBW=500KHz).
- Set VBW  $\geq$  1 MHz.
- Number of points in sweep  $\geq$  2 Span / RBW.
- Sweep time = auto.
- Detector = RMS
- Trace average at least 100 traces in power averaging mode.
- If the SA can't set RBW=500KHz, then add  $10 \log(500\text{kHz}/\text{RBW})$  to the test result.
- Add  $10 \log(1/x)$ , where x is the duty cycle, to the measured power in order to compute the average power during the actual transmission times. For example, add  $10 \log(1/0.25) = 6$  dB if the duty cycle is 25 percent.

1. The RF output of EUT was connected to the spectrum analyzer by a low loss cable.
2. Each plot has already offset with cable loss, and attenuator loss. Measure the PPSD and record it.

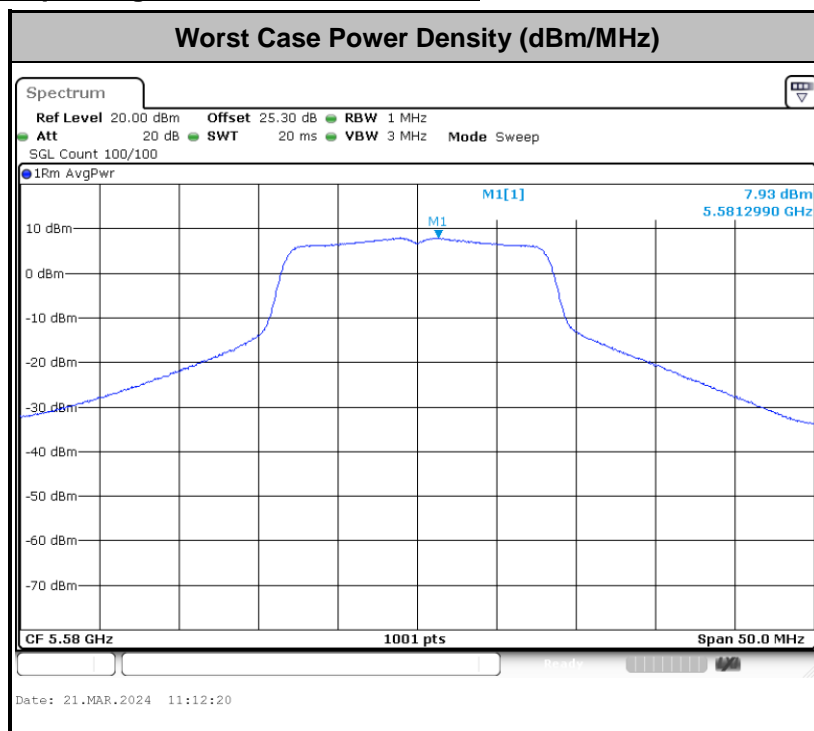
### 3.3.4 Test Setup



### 3.3.5 Test Result of Power Spectral Density

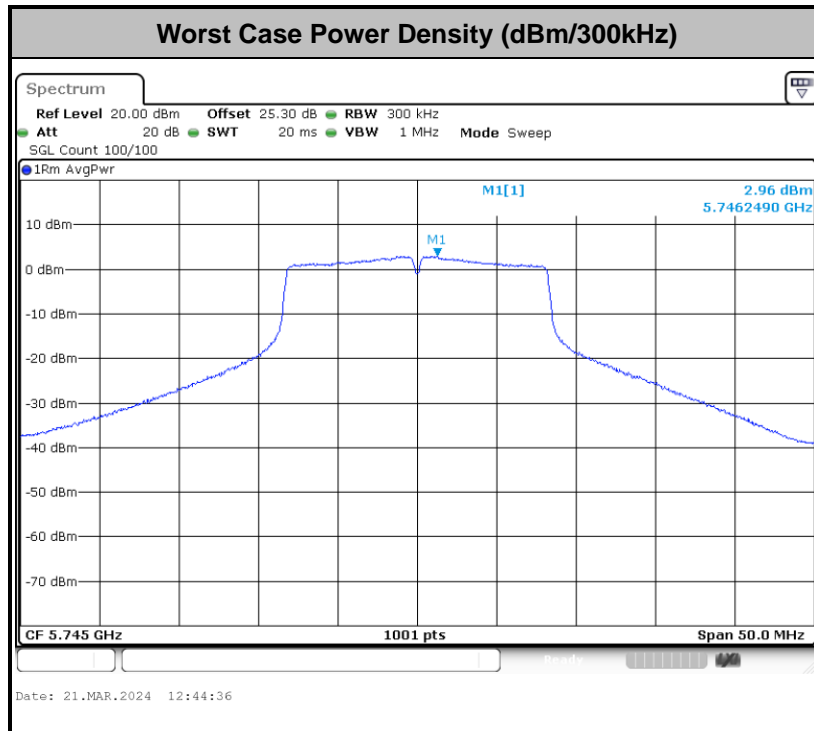
Please refer to Appendix A.

#### For devices operating in the bands UNII-1/2A/2C





For devices operating in the band UNII-3







### 3.4 Unwanted Emissions Measurement

This section as specified in FCC Part 15.407(b) is to measure unwanted emissions through radiated measurement for band edge spurious emissions and out of band emissions measurement. The unwanted emissions shall comply with 15.407(b)(1) to (6), and restricted bands per FCC Part 15.205.

#### 3.4.1 Limit of Unwanted Emissions

- (1) For transmitters operating in the 5150-5250 MHz band: all emissions outside of the 5150-5350 MHz band shall not exceed an EIRP of  $-27$  dBm/MHz.

For transmitters operating in the 5250-5350 MHz band: all emissions outside of the 5150-5350 MHz band shall not exceed an EIRP of  $-27$  dBm/MHz. Devices operating in the 5250-5350 MHz band that generate emissions in the 5150-5250 MHz band must meet all applicable technical requirements for operation in the 5150-5250 MHz band (including indoor use) or alternatively meet an out-of-band emission EIRP limit of  $-27$  dBm/MHz in the 5150-5250 MHz band.

For transmitters operating in the 5470-5600 MHz and 5650-5725 MHz band: all emissions outside of the 5470-5600 MHz and 5650-5725 MHz band shall not exceed an EIRP of  $-27$  dBm/MHz.

- (2) For transmitters operating in the 5.725-5.85 GHz band:  
15.407(b)(4)(i) All emissions shall be limited to a level of  $-27$  dBm/MHz at 75 MHz or more above or below the band edge increasing linearly to 10 dBm/MHz at 25 MHz above or below the band edge, and from 25 MHz above or below the band edge increasing linearly to a level of 15.6 dBm/MHz at 5 MHz above or below the band edge, and from 5 MHz above or below the band edge increasing linearly to a level of 27 dBm/MHz at the band edge.



(3) Unwanted spurious emissions fallen in restricted bands shall comply with the general field strength limits as below table,

Frequency (MHz)	Field Strength (microvolts/meter)	Measurement Distance (meters)
0.009 – 0.490	2400/F(kHz)	300
0.490 – 1.705	24000/F(kHz)	30
1.705 – 30.0	30	30
30 – 88	100	3
88 – 216	150	3
216 - 960	200	3
Above 960	500	3

(4) EIRP (dBm)	Field Strength at 3m (dBµV/m)
- 27	68.3

Note: The following formula is used to convert the EIRP to field strength.

$$EIRP = E_{Meas} + 20\log (d_{Meas}) - 104.7$$

where

EIRP is the equivalent isotropically radiated power, in dBm

E<sub>Meas</sub> is the field strength of the emission at the measurement distance, in dBµV/m

d<sub>Meas</sub> is the measurement distance, in m

### 3.4.2 Measuring Instruments

The measuring equipment is listed in the section 4 of this test report.

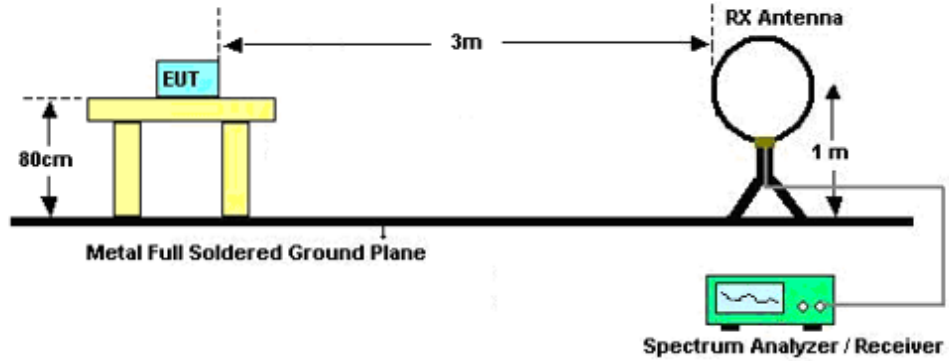


### 3.4.3 Test Procedures

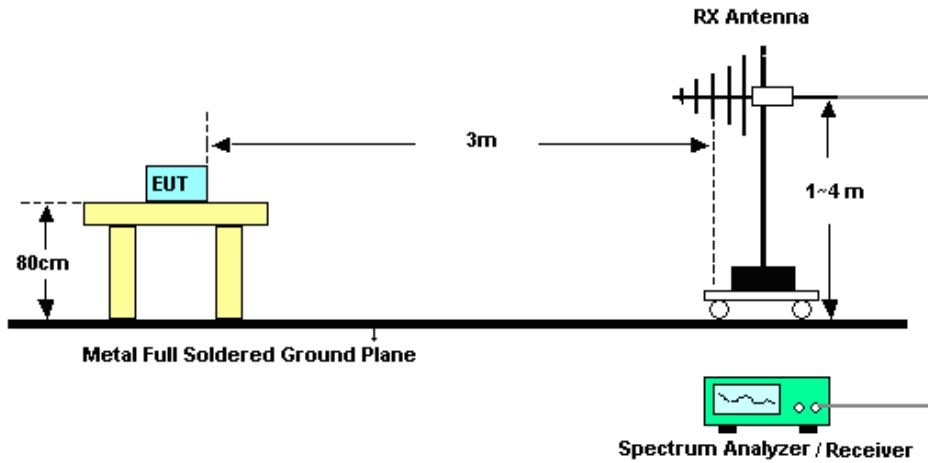
1. The testing follows FCC KDB 789033 D02 General UNII Test Procedures New Rules v01r04. Section G) Unwanted emissions measurement.
  - (1) Procedure for Unwanted Emissions Measurements Below 1000MHz
    - RBW = 120 kHz
    - VBW = 300 kHz
    - Detector = Peak
    - Trace mode = max hold
  - (2) Procedure for Peak Unwanted Emissions Measurements Above 1000 MHz
    - RBW = 1 MHz
    - VBW  $\geq$  3 MHz
    - Detector = Peak
    - Sweep time = auto
    - Trace mode = max hold
  - (3) Procedures for Average Unwanted Emissions Measurements Above 1000MHz
    - RBW = 1 MHz
    - VBW = 10 Hz, when duty cycle is no less than 98 percent.
    - VBW  $\geq$  1/T, when duty cycle is less than 98 percent where T is the minimum transmission duration over which the transmitter is on.
2. The EUT was placed on a turntable with 0.8 meter for frequency below 1GHz and 1.5 meter for frequency above 1GHz respectively above ground.
3. The EUT was set 3 meters from the interference receiving antenna which was mounted on the top of a variable height antenna tower.
4. The antenna is a broadband antenna and its height is adjusted between one meter and four meters above ground to find the maximum value of the field strength for both horizontal polarization and vertical polarization of the antenna.
5. For each suspected emission, the EUT was arranged to its worst case and then adjust the antenna tower (from 1 m to 4 m) and turntable (from 0 degree to 360 degrees) to find the maximum reading.
6. For testing below 1GHz, if the emission level of the EUT in peak mode was 3 dB lower than the limit specified, then peak values of EUT will be reported, otherwise, the emissions will be repeated one by one using the CISPR quasi-peak method and reported.
7. For testing above 1GHz, the emission level of the EUT in peak mode was 20dB lower than average limit (that means the emission level in average mode also complies with the limit in average mode), then peak values of EUT will be reported, otherwise, the emissions will be measured in average mode again and reported.

### 3.4.4 Test Setup

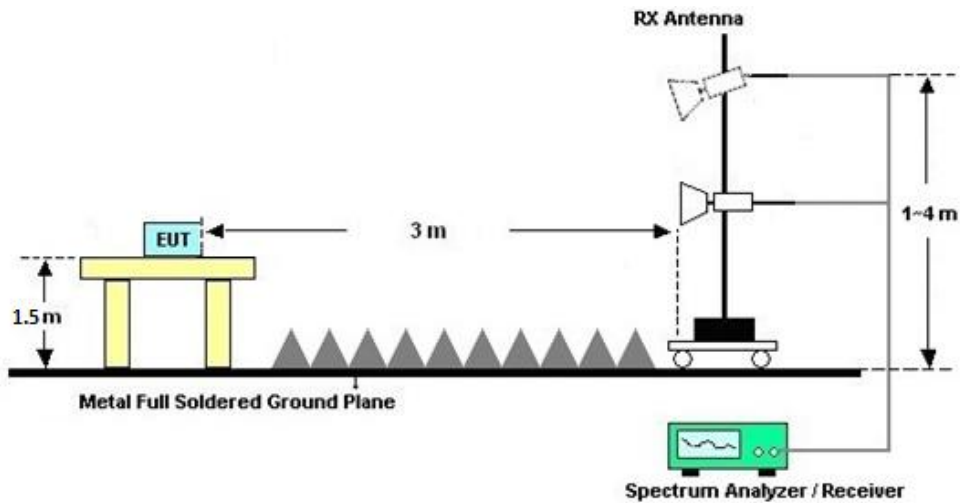
For radiated emissions below 30MHz



For radiated emissions from 30MHz to 1GHz



For radiated emissions above 1GHz





### **3.4.5 Test Results of Radiated Spurious Emissions (9 kHz ~ 30 MHz)**

The low frequency, which started from 9 kHz to 30MHz, was pre-scanned and the result which was 20dB lower than the limit line was not reported.

There is a comparison data of both open-field test site and semi-Anechoic chamber, and the result came out very similar.

### **3.4.6 Test Result of Radiated Spurious at Band Edges**

Please refer to Appendix C.

### **3.4.7 Duty Cycle**

Please refer to Appendix D.

### **3.4.8 Test Result of Radiated Spurious Emissions (30MHz ~ 10th Harmonic)**

Please refer to Appendix C.



### 3.5 AC Conducted Emission Measurement

#### 3.5.1 Limit of AC Conducted Emission

For equipment that is designed to be connected to the public utility (AC) power line, the radio frequency voltage that is conducted back onto the AC power line on any frequency or frequencies within the band 150 kHz to 30 MHz shall not exceed the limits in the following table.

Frequency of emission (MHz)	Conducted limit (dBµV)	
	Quasi-peak	Average
0.15-0.5	66 to 56*	56 to 46*
0.5-5	56	46
5-30	60	50

\*Decreases with the logarithm of the frequency.

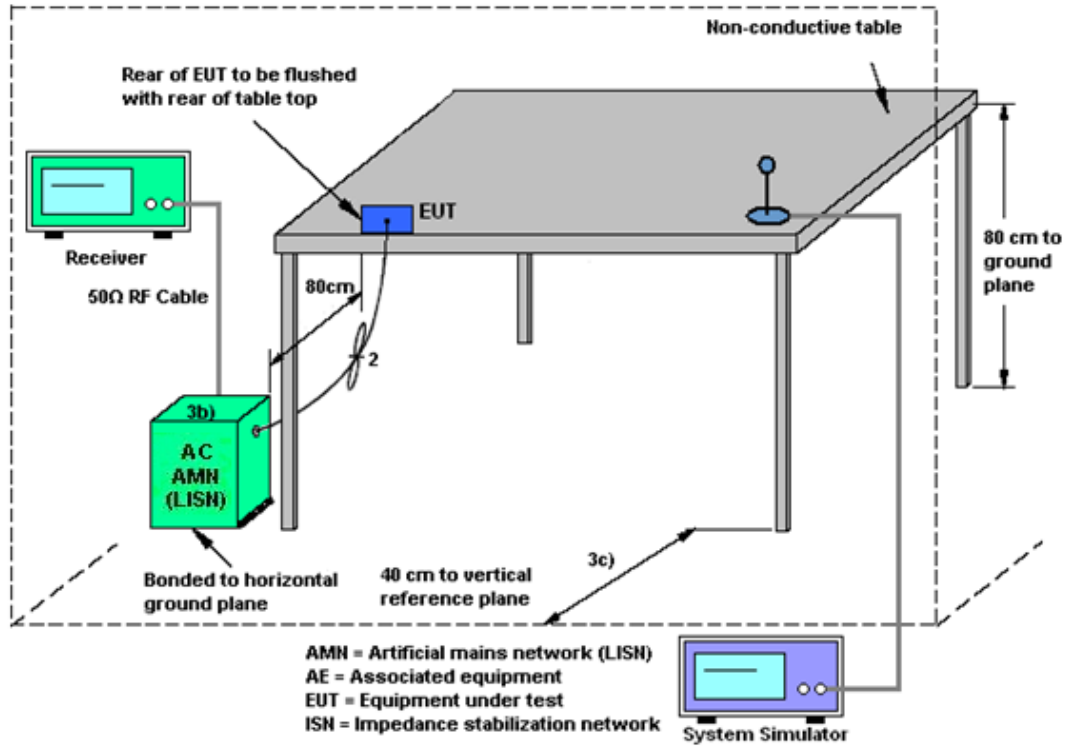
#### 3.5.2 Measuring Instruments

The measuring equipment is listed in the section 4 of this test report.

#### 3.5.3 Test Procedures

1. The EUT was placed 0.4 meter from the conducting wall of the shielding room was kept at least 80 centimeters from any other grounded conducting surface.
2. Connect EUT to the power mains through a line impedance stabilization network (LISN).
3. All the support units are connecting to the other LISN.
4. The LISN provides 50 ohm coupling impedance for the measuring instrument.
5. The FCC states that a 50 ohm, 50 microhenry LISN should be used.
6. Both sides of AC line were checked for maximum conducted interference.
7. The frequency range from 150 kHz to 30 MHz was searched.
8. Set the test-receiver system to Peak Detect Function and specified bandwidth with Maximum Hold Mode.

### 3.5.4 Test Setup



### 3.5.5 Test Result of AC Conducted Emission

Please refer to Appendix B.



## **3.6 Antenna Requirements**

### **3.6.1 Standard Applicable**

According to FCC 47 CFR Section 15.407(a)(1)(2), if transmitting antenna directional gain is greater than 6 dBi, both the peak transmit power and the peak power spectral density shall be reduced by the amount in dB that the directional gain of the antenna exceeds 6 dBi.

### **3.6.2 Antenna Anti-Replacement Construction**

An embedded-in antenna design is used.

### **3.6.3 Antenna Gain**

The antenna peak gain of EUT is less than 6 dBi. Therefore, it is not necessary to reduce maximum peak output power limit.





## 4 List of Measuring Equipment

Instrument	Manufacturer	Model No.	Serial No.	Characteristics	Calibration Date	Test Date	Due Date	Remark
EMI Test Receiver	R&S	ESR7	101404	9kHz~7GHz	Oct. 18, 2023	Mar. 20, 2024 ~Mar. 28, 2024	Oct. 17, 2024	Radiation (03CH04-SZ)
EXA Spectrum Analyzer	KEYSIGHT	N9010A	MY55150213	10Hz~44GHz	Jul. 07, 2023	Mar. 20, 2024 ~Mar. 28, 2024	Jul. 06, 2024	Radiation (03CH04-SZ)
Loop Antenna	R&S	HFH2-Z2	100354	9kHz~30MHz	Jun. 28, 2022	Mar. 20, 2024 ~Mar. 28, 2024	Jun. 27, 2024	Radiation (03CH04-SZ)
Bilog Antenna	TeseQ	CBL6111D	41909	30MHz~1GHz	May 14, 2023	Mar. 20, 2024 ~Mar. 28, 2024	May 13, 2024	Radiation (03CH04-SZ)
Double Ridge Horn Antenna	SCHWARZBECK	BBHA9120D	9120D-1474	1GHz~18GHz	Jul. 07, 2023	Mar. 20, 2024 ~Mar. 28, 2024	Jul. 06, 2024	Radiation (03CH04-SZ)
Horn Antenna	SCHWARZBECK	BBHA9170	9170#679	15GHz~40GHz	Jul. 08, 2023	Mar. 20, 2024 ~Mar. 28, 2024	Jul. 07, 2024	Radiation (03CH04-SZ)
Amplifier	Burgeon	BPA-530	102211	0.01Hz ~3000MHz	Oct. 18, 2023	Mar. 20, 2024 ~Mar. 28, 2024	Oct. 17, 2024	Radiation (03CH04-SZ)
HF Amplifier	MITEQ	AMF-7D-00101 800-30-10P-R	1943528	1GHz~18GHz	Oct. 18, 2023	Mar. 20, 2024 ~Mar. 28, 2024	Oct. 17, 2024	Radiation (03CH04-SZ)
HF Amplifier	MITEQ	TTA1840-35-H G	1871923	18GHz~40GHz	Jul. 07, 2023	Mar. 20, 2024 ~Mar. 28, 2024	Jul. 06, 2024	Radiation (03CH04-SZ)
Amplifier	Agilent Technologies	83017A	MY57280136	500MHz~26.5G Hz	Aug. 21, 2023	Mar. 20, 2024 ~Mar. 28, 2024	Aug. 20, 2024	Radiation (03CH04-SZ)
AC Power Source	APC	AFV-S-600B	F119050019	N/A	Oct. 18, 2023	Mar. 20, 2024 ~Mar. 28, 2024	Oct. 17, 2024	Radiation (03CH04-SZ)
Turn Table	EM	EM1000	N/A	0~360 degree	NCR	Mar. 20, 2024 ~Mar. 28, 2024	NCR	Radiation (03CH04-SZ)
Antenna Mast	EM	EM1000	N/A	1 m~4 m	NCR	Mar. 20, 2024 ~Mar. 28, 2024	NCR	Radiation (03CH04-SZ)
Thermo meter	Anymetre	JR593	#12	- 10°C ~ 50°C 10%RH~99%RH	Dec. 28, 2023	Mar. 20, 2024 ~Mar. 28, 2024	Dec. 27, 2024	Radiation (03CH04-SZ)
EMI Receiver	R&S	ESR7	101630	9kHz~7GHz;	Jul. 06, 2023	Mar. 14, 2024	Jul. 05, 2024	Conduction (CO01-SZ)
AC LISN	R&S	ENV216	100063	9kHz~30MHz	Aug. 21, 2023	Mar. 14, 2024	Aug. 20, 2024	Conduction (CO01-SZ)
AC LISN (for auxiliary equipment)	EMCO	3816/2SH	00103892	9kHz~30MHz	Oct. 16, 2023	Mar. 14, 2024	Oct. 15, 2024	Conduction (CO01-SZ)
AC Power Source	Chroma	61602	616020000891	100Vac~250Vac	Jul. 07, 2023	Mar. 14, 2024	Jul. 06, 2024	Conduction (CO01-SZ)
Thermo meter	Anymetre	JR593	#5	- 10°C ~ 50°C 10%RH~99%RH	Apr. 08, 2023	Mar. 14, 2024	Apr. 07, 2024	Conduction (CO01-SZ)
Spectrum Analyzer	R&S	FSV40	101078	10Hz~40GHz	Apr. 06, 2023	Mar. 21, 2024	Apr. 05, 2024	Conducted (TH01-SZ)
Pulse Power Sensor	Anritsu	MA2411B	1339473	30MHz~40GHz	Dec. 29, 2023	Mar. 21, 2024	Dec. 28, 2024	Conducted (TH01-SZ)
Power Meter	Anritsu	ML2495A	1218010	50MHz Bandwidth	Aug. 21, 2023	Mar. 21, 2024	Aug. 20, 2024	Conducted (TH01-SZ)
Thermo meter	Anymetre	JR593	#7	- 10°C ~ 50°C 10%RH~99%RH	Apr. 08, 2023	Mar. 21, 2024	Apr. 07, 2024	Conducted (TH01-SZ)

NCR: No Calibration Required



## 5 Measurement Uncertainty

The measurement uncertainties shown below were calculated in accordance with the requirements of ANSI 63.10-2013. All the measurement uncertainty value were shown with a coverage K=2 to indicate 95% level of confidence. The measurement data show herein meets or exceeds the CISPR measurement uncertainty values specified in CISPR 16-4-2 and can be compared directly to specified limit to determine compliance.

### Uncertainty of Conducted Measurement

Test Item	Uncertainty
Conducted Spurious Emission & Bandedge	±1.34 dB
Occupied Channel Bandwidth	±0.012 MHz
Conducted Power	±1.34 dB
Conducted Power Spectral Density	±1.32 dB
Frequency	±1.3 Hz

### Uncertainty of AC Conducted Emission Measurement (0.15 MHz ~ 30 MHz)

Measuring Uncertainty for a Level of Confidence of 95% (U = 2Uc(y))	2.5 dB
---	--------

### Uncertainty of Radiated Emission Measurement (30 MHz ~ 1000 MHz)

Measuring Uncertainty for a Level of Confidence of 95% (U = 2Uc(y))	5.1 dB
---	--------

### Uncertainty of Radiated Emission Measurement (1 GHz ~ 18 GHz)

Measuring Uncertainty for a Level of Confidence of 95% (U = 2Uc(y))	4.8 dB
---	--------

### Uncertainty of Radiated Emission Measurement (18 GHz ~ 40 GHz)

Measuring Uncertainty for a Level of Confidence of 95% (U = 2Uc(y))	5.1 dB
---	--------

----- THE END -----



## Appendix A. Conducted Test Results

**Appendix A. Test Result of Conducted Test Items**

Test Engineer:	Jack LIU	Temperature:	21~25	°C
Test Date:	2024/3/21	Relative Humidity:	51~54	%

**TEST RESULTS DATA**  
**26dB and 99% OBW**

UNII-1										
Mod.	Data Rate	N <sub>TX</sub>	CH.	Freq. (MHz)	99% Bandwidth (MHz)	26 dB Bandwidth (MHz)	IC 99% Bandwidth Power Limit (dBm)	IC 99% Bandwidth EIRP Limit (dBm)		
11a	6Mbps	1	36	5180	17.13	29.16	-	22.34		
11a	6Mbps	1	44	5220	17.28	29.04	-	22.38		
11a	6Mbps	1	48	5240	17.43	28.68	-	22.41		
HT20	MCS0	1	36	5180	18.23	27.42	-	22.61		
HT20	MCS0	1	44	5220	18.28	27.90	-	22.62		
HT20	MCS0	1	48	5240	18.28	29.70	-	22.62		
HT40	MCS0	1	38	5190	36.46	42.12	-	23.01		
HT40	MCS0	1	46	5230	36.36	45.00	-	23.01		
VHT80	MCS0	1	42	5210	75.88	85.44	-	23.01		

**TEST RESULTS DATA**  
**Average Power Table**

UNII-1										
Mod.	Data Rate	N <sub>TX</sub>	CH.	Freq. (MHz)	Duty Factor (dB)	Average Conducted Power (dBm)	FCC Conducted Power Limit (dBm)	DG (dBi)		Pass/Fail
11a	6Mbps	1	36	5180	0.09	18.72	24.00	2.40		Pass
11a	6Mbps	1	44	5220	0.09	18.55	24.00	2.40		Pass
11a	6Mbps	1	48	5240	0.09	18.93	24.00	2.40		Pass
HT20	MCS0	1	36	5180	0.08	18.31	24.00	2.40		Pass
HT20	MCS0	1	44	5220	0.08	17.94	24.00	2.40		Pass
HT20	MCS0	1	48	5240	0.08	18.19	24.00	2.40		Pass
HT40	MCS0	1	38	5190	0.17	17.80	24.00	2.40		Pass
HT40	MCS0	1	46	5230	0.17	18.06	24.00	2.40		Pass
VHT80	MCS0	1	42	5210	0.35	16.25	24.00	2.40		Pass

**TEST RESULTS DATA**  
**Power Spectral Density**

UNII-1										
Mod.	Data Rate	NTX	CH.	Freq. (MHz)	Duty Factor (dB)	Average Power Density (dBm/MHz)	Average PSD Limit (dBm/MHz)	DG (dBi)	-	Pass/Fail
11a	6Mbps	1	36	5180	0.09	7.72	11.00	2.40		Pass
11a	6Mbps	1	44	5220	0.09	7.53	11.00	2.40		Pass
11a	6Mbps	1	48	5240	0.09	7.79	11.00	2.40		Pass
HT20	MCS0	1	36	5180	0.08	6.64	11.00	2.40		Pass
HT20	MCS0	1	44	5220	0.08	6.56	11.00	2.40		Pass
HT20	MCS0	1	48	5240	0.08	6.98	11.00	2.40		Pass
HT40	MCS0	1	38	5190	0.17	3.72	11.00	2.40		Pass
HT40	MCS0	1	46	5230	0.17	3.58	11.00	2.40		Pass
VHT80	MCS0	1	42	5210	0.35	-1.05	11.00	2.40		Pass

**TEST RESULTS DATA**  
**26dB and 99% OBW**

UNII-2A										
Mod.	Data Rate	NTX	CH.	Freq. (MHz)	99% Bandwidth (MHz)	26 dB Bandwidth (MHz)	IC 99% Bandwidth Power Limit (dBm)	IC 99% Bandwidth EIRP Limit (dBm)	FCC 26dB Bandwidth Power Limit (dBm)	Note
11a	6M bps	1	52	5260	17.48	28.14	23.43	29.43	23.98	
11a	6M bps	1	60	5300	17.63	29.34	23.46	29.46	23.98	
11a	6M bps	1	64	5320	17.58	28.32	23.45	29.45	23.98	
HT20	MCS 0	1	52	5260	18.38	28.98	23.64	29.64	23.98	
HT20	MCS 0	1	60	5300	18.33	29.34	23.63	29.63	23.98	
HT20	MCS 0	1	64	5320	18.33	28.08	23.63	29.63	23.98	
HT40	MCS 0	1	54	5270	36.46	42.36	23.98	30.00	23.98	
HT40	MCS 0	1	62	5310	36.46	42.24	23.98	30.00	23.98	
VHT80	MCS 0	1	58	5290	75.76	85.44	23.98	30.00	23.98	



**TEST RESULTS DATA**  
**Average Power Table**

UNII-2A										
Mod.	Data Rate	N <sub>TX</sub>	CH.	Freq. (MHz)	Duty Factor (dB)	Average Conducted Power (dBm)	FCC Conducted Power Limit (dBm)	DG (dBi)	EIRP Power Limit (dBm)	Pass/Fail
11a	6M bps	1	52	5260	0.09	18.86	23.98	3.30	26.99	Pass
11a	6M bps	1	60	5300	0.09	19.00	23.98	3.30	26.99	Pass
11a	6M bps	1	64	5320	0.09	19.02	23.98	3.30	26.99	Pass
HT20	MCS 0	1	52	5260	0.08	18.11	23.98	3.30	26.99	Pass
HT20	MCS 0	1	60	5300	0.08	18.21	23.98	3.30	26.99	Pass
HT20	MCS 0	1	64	5320	0.08	18.39	23.98	3.30	26.99	Pass
HT40	MCS 0	1	54	5270	0.17	18.26	23.98	3.30	26.99	Pass
HT40	MCS 0	1	62	5310	0.17	16.39	23.98	3.30	26.99	Pass
VHT80	MCS 0	1	58	5290	0.35	15.41	23.98	3.30	26.99	Pass

**TEST RESULTS DATA**  
**Power Spectral Density**

UNII-2A										
Mod.	Data Rate	NTX	CH.	Freq. (MHz)	Duty Factor (dB)	Average Power Density (dBm/MHz)	Average PSD Limit (dBm/MHz)	DG (dBi)		Pass/Fail
11a	6M bps	1	52	5260	0.09	7.78	11.00	3.30		Pass
11a	6M bps	1	60	5300	0.09	7.82	11.00	3.30		Pass
11a	6M bps	1	64	5320	0.09	7.79	11.00	3.30		Pass
HT20	MCS 0	1	52	5260	0.08	6.93	11.00	3.30		Pass
HT20	MCS 0	1	60	5300	0.08	6.98	11.00	3.30		Pass
HT20	MCS 0	1	64	5320	0.08	6.91	11.00	3.30		Pass
HT40	MCS 0	1	54	5270	0.17	3.98	11.00	3.30		Pass
HT40	MCS 0	1	62	5310	0.17	3.93	11.00	3.30		Pass
VHT80	MCS 0	1	58	5290	0.35	-0.65	11.00	3.30		Pass

**TEST RESULTS DATA**  
**26dB and 99% OBW**

UNII-2C										
Mod.	Data Rate	NTX	CH.	Freq. (MHz)	99% Bandwidth (MHz)	26 dB Bandwidth (MHz)	IC 99% Bandwidth Power Limit (dBm)	IC 99% Bandwidth EIRP Limit (dBm)	FCC 26dB Bandwidth Power Limit (dBm)	Note
11a	6M bps	1	100	5500	17.68	29.10	23.47	29.47	23.98	
11a	6M bps	1	116	5580	17.68	30.24	23.47	29.47	23.98	
11a	6M bps	1	140	5700	17.48	28.80	23.43	29.43	23.98	
11a	6Mbps	1	144	5720	17.68	29.40	23.47	29.47	23.98	
HT20	MCS 0	1	100	5500	18.43	29.52	23.66	29.66	23.98	
HT20	MCS 0	1	116	5580	18.38	29.34	23.64	29.64	23.98	
HT20	MCS 0	1	140	5700	18.23	28.14	23.61	29.61	23.98	
HT20	MCS0	1	144	5720	18.33	28.62	23.63	29.63	23.98	
HT40	MCS 0	1	102	5510	36.66	50.16	23.98	30.00	23.98	
HT40	MCS 0	1	110	5550	36.56	42.48	23.98	30.00	23.98	
HT40	MCS 0	1	134	5670	36.56	42.48	23.98	30.00	23.98	
HT40	MCS0	1	142	5710	36.56	42.24	23.98	30.00	23.98	
VHT80	MCS 0	1	106	5530	75.76	85.44	23.98	30.00	23.98	
VHT80	MCS 0	1	122	5610	75.76	85.20	23.98	30.00	23.98	
VHT80	MCS0	1	138	5690	75.88	84.24	23.98	30.00	23.98	

**TEST RESULTS DATA**  
**Average Power Table**

UNII-2C										
Mod.	Data Rate	N <sub>Tx</sub>	CH.	Freq. (MHz)	Duty Factor (dB)	Average Conducted Power (dBm)	FCC Conducted Power Limit (dBm)	DG (dBi)	EIRP Power Limit (dBm)	Pass/Fail
11a	6M bps	1	100	5500	0.09	18.20	23.98	3.40	26.99	Pass
11a	6M bps	1	116	5580	0.09	18.90	23.98	3.40	26.99	Pass
11a	6M bps	1	140	5700	0.09	14.68	23.98	3.40	26.99	Pass
11a	6M bps	1	144	5720	0.09	18.73	23.98	3.40	26.99	Pass
HT20	MCS 0	1	100	5500	0.08	14.88	23.98	3.40	26.99	Pass
HT20	MCS 0	1	116	5580	0.08	18.24	23.98	3.40	26.99	Pass
HT20	MCS 0	1	140	5700	0.08	13.80	23.98	3.40	26.99	Pass
HT20	MCS 0	1	144	5720	0.08	18.15	23.98	3.40	26.99	Pass
HT40	MCS 0	1	102	5510	0.17	16.55	23.98	3.40	26.99	Pass
HT40	MCS 0	1	110	5550	0.17	17.95	23.98	3.40	26.99	Pass
HT40	MCS 0	1	134	5670	0.17	17.16	23.98	3.40	26.99	Pass
HT40	MCS 0	1	142	5710	0.17	17.84	23.98	3.40	26.99	Pass
VHT80	MCS 0	1	106	5530	0.35	14.19	23.98	3.40	26.99	Pass
VHT80	MCS 0	1	122	5610	0.35	16.71	23.98	3.40	26.99	Pass
VHT80	MCS 0	1	138	5690	0.35	16.56	23.98	3.40	26.99	Pass

**TEST RESULTS DATA**  
**Power Spectral Density**

UNII-2C										
Mod.	Data Rate	NTX	CH.	Freq. (MHz)	Duty Factor (dB)	Average Power Density (dBm/MHz)	Average PSD Limit (dBm/MHz)	DG (dBi)		Pass/Fail
11a	6M bps	1	100	5500	0.09	7.84	11.00	3.40		Pass
11a	6M bps	1	116	5580	0.09	8.02	11.00	3.40		Pass
11a	6M bps	1	140	5700	0.09	7.72	11.00	3.40		Pass
11a	6Mbps	1	144	5720	0.09	7.86	11.00	3.40		Pass
HT20	MCS 0	1	100	5500	0.08	6.97	11.00	3.40		Pass
HT20	MCS 0	1	116	5580	0.08	7.11	11.00	3.40		Pass
HT20	MCS 0	1	140	5700	0.08	6.68	11.00	3.40		Pass
HT20	MCS0	1	144	5720	0.08	6.87	11.00	3.40		Pass
HT40	MCS 0	1	102	5510	0.17	3.89	11.00	3.40		Pass
HT40	MCS 0	1	110	5550	0.17	3.82	11.00	3.40		Pass
HT40	MCS 0	1	134	5670	0.17	3.56	11.00	3.40		Pass
HT40	MCS0	1	142	5710	0.17	3.66	11.00	3.40		Pass
VHT80	MCS 0	1	106	5530	0.35	-0.66	11.00	3.40		Pass
VHT80	MCS 0	1	122	5610	0.35	-0.54	11.00	3.40		Pass
VHT80	MCS0	1	138	5690	0.35	-0.95	11.00	3.40		Pass

**TEST RESULTS DATA**  
**6dB and 26dB EBW and 99% OBW**

UNII-3									
Mod.	Data Rate	NTX	CH.	Freq. (MHz)	99% Bandwidth (MHz)	26 dB Bandwidth (MHz)	6 dB Bandwidth (MHz)	6dB Bandwidth min. Limit (MHz)	Pass/Fail
11a	6M bps	1	149	5745	18.08	29.16	16.00	0.5	Pass
11a	6Mbps	1	157	5785	17.33	29.28	16.40	0.5	Pass
11a	6Mbps	1	165	5825	17.43	29.64	15.55	0.5	Pass
HT20	MCS 0	1	149	5745	18.43	28.98	15.20	0.5	Pass
HT20	MCS 0	1	157	5785	18.28	29.52	16.85	0.5	Pass
HT20	MCS 0	1	165	5825	18.23	28.26	15.55	0.5	Pass
HT40	MCS 0	1	151	5755	36.56	42.48	35.28	0.5	Pass
HT40	MCS 0	1	159	5795	36.66	44.52	35.28	0.5	Pass
VHT80	MCS 0	1	155	5775	75.88	84.72	75.52	0.5	Pass

**TEST RESULTS DATA**  
**Average Power Table**

UNII-3										
Mod.	Data Rate	N <sub>TX</sub>	CH.	Freq. (MHz)	Duty Factor (dB)	Average Conducted Power (dBm)	FCC Conducted Power Limit (dBm)	DG (dBi)		Pass/Fail
11a	6M bps	1	149	5745	0.09	19.06	30.00	3.50		Pass
11a	6Mbps	1	157	5785	0.09	18.44	30.00	3.50		Pass
11a	6Mbps	1	165	5825	0.09	18.66	30.00	3.50		Pass
HT20	MCS 0	1	149	5745	0.08	18.63	30.00	3.50		Pass
HT20	MCS 0	1	157	5785	0.08	18.00	30.00	3.50		Pass
HT20	MCS 0	1	165	5825	0.08	18.01	30.00	3.50		Pass
HT40	MCS 0	1	151	5755	0.17	18.51	30.00	3.50		Pass
HT40	MCS 0	1	159	5795	0.17	17.99	30.00	3.50		Pass
VHT80	MCS 0	1	155	5775	0.35	16.45	30.00	3.50		Pass

**TEST RESULTS DATA**  
**Power Spectral Density**

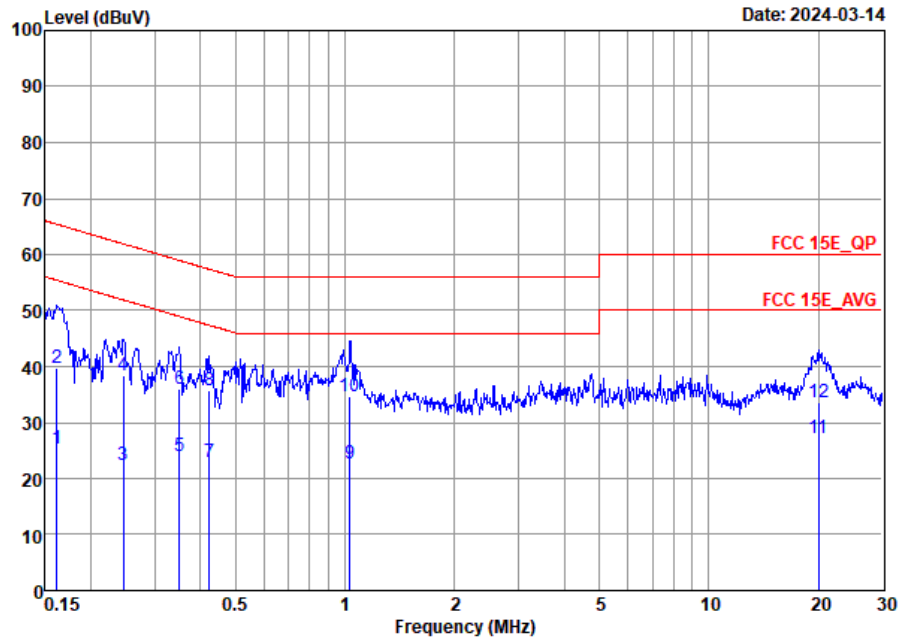
UNII-3										
Mod.	Data Rate	NTX	CH.	Freq. (MHz)	Duty Factor (dB)	10log (500kHz /RBW) Factor (dB)	Average Power Density (dBm/500kHz)	Average PSD Limit (dBm/500kHz)	DG (dBi)	Pass/Fail
11a	6M bps	1	149	5745	0.09	2.22	5.27	30.00	3.50	Pass
11a	6Mbps	1	157	5785	0.09	2.22	4.66	30.00	3.50	Pass
11a	6Mbps	1	165	5825	0.09	2.22	4.60	30.00	3.50	Pass
HT20	MCS 0	1	149	5745	0.08	2.22	4.29	30.00	3.50	Pass
HT20	MCS 0	1	157	5785	0.08	2.22	3.65	30.00	3.50	Pass
HT20	MCS 0	1	165	5825	0.08	2.22	3.72	30.00	3.50	Pass
HT40	MCS 0	1	151	5755	0.17	2.22	1.27	30.00	3.50	Pass
HT40	MCS 0	1	159	5795	0.17	2.22	0.62	30.00	3.50	Pass
VHT80	MCS 0	1	155	5775	0.35	2.22	-3.72	30.00	3.50	Pass





## Appendix B. AC Conducted Emission Test Results

Test Engineer :	FangMing Liang	Temperature :	22~24°C
		Relative Humidity :	44~50%
Test Voltage :	120Vac / 60Hz	Phase :	Line
Remark :	All emissions not reported here are more than 10 dB below the prescribed limit.		

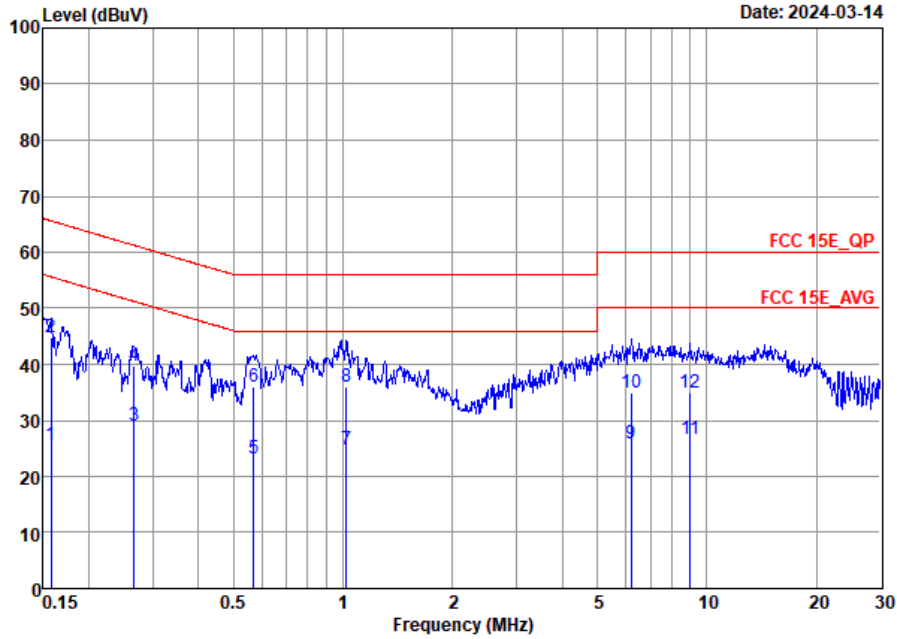


Site : C001-SZ  
 Condition: FCC 15E\_QP AC LISN 100063\_L LINE

	Freq	Level	Over Limit	Limit Line	Read Level	LISN Factor	Cable Loss	Remark
	MHz	dBuV	dB	dBuV	dBuV	dB	dB	
1	0.16	25.43	-29.95	55.38	4.99	10.30	10.14	Average
2	0.16	39.83	-25.55	65.38	19.39	10.30	10.14	QP
3	0.25	22.31	-29.60	51.91	2.00	10.16	10.15	Average
4	0.25	38.51	-23.40	61.91	18.20	10.16	10.15	QP
5	0.35	24.09	-24.87	48.96	3.70	10.23	10.16	Average
6	0.35	35.89	-23.07	58.96	15.50	10.23	10.16	QP
7	0.42	23.06	-24.31	47.37	2.50	10.40	10.16	Average
8	0.42	35.76	-21.61	57.37	15.20	10.40	10.16	QP
9	1.03	22.70	-23.30	46.00	2.31	10.23	10.16	Average
10 *	1.03	34.60	-21.40	56.00	14.21	10.23	10.16	QP
11	20.06	27.07	-22.93	50.00	6.40	10.11	10.56	Average
12	20.06	33.67	-26.33	60.00	13.00	10.11	10.56	QP



Test Engineer :	FangMing Liang	Temperature :	22~24°C
		Relative Humidity :	44~50%
Test Voltage :	120Vac / 60Hz	Phase :	Neutral
Remark :	All emissions not reported here are more than 10 dB below the prescribed limit.		



Site : CO01-SZ  
 Condition: FCC 15E\_QP AC LISN 100063\_N NEUTRAL

	Freq	Level	Over Limit	Limit Line	Read Level	LISN Factor	Cable Loss	Remark
	MHz	dBuV	dB	dBuV	dBuV	dB	dB	
1	0.16	25.61	-29.99	55.60	5.20	10.27	10.14	Average
2	0.16	44.91	-20.69	65.60	24.50	10.27	10.14	QP
3	0.27	29.12	-22.13	51.25	8.71	10.26	10.15	Average
4	0.27	39.82	-21.43	61.25	19.41	10.26	10.15	QP
5	0.57	23.30	-22.70	46.00	3.00	10.14	10.16	Average
6 *	0.57	35.90	-20.10	56.00	15.60	10.14	10.16	QP
7	1.02	24.88	-21.12	46.00	4.50	10.22	10.16	Average
8	1.02	35.88	-20.12	56.00	15.50	10.22	10.16	QP
9	6.19	25.83	-24.17	50.00	5.20	10.27	10.36	Average
10	6.19	35.03	-24.97	60.00	14.40	10.27	10.36	QP
11	9.01	26.65	-23.35	50.00	6.00	10.27	10.38	Average
12	9.01	35.05	-24.95	60.00	14.40	10.27	10.38	QP

Note:

- Level(dBμV) = Read Level(dBμV) + LISN Factor(dB) + Cable Loss(dB)
- Over Limit(dB) = Level(dBμV) – Limit Line(dBμV)



## Appendix C. Radiated Spurious Emission Test Data

Test Engineer :	ZhangXu	Relative Humidity :	48~49%
		Temperature :	24°C~25°C

### Radiated Spurious Emission Test Modes

Mode	Band	Band (GHz)	Antenna	Modulation	Channel	Frequency	Data Rate	RU	Remark
Mode 1	U-NII-1	5.15-5.25	22	802.11a	36	5180	6Mbps	-	-
Mode 2	U-NII-1	5.15-5.25	22	802.11a	44	5220	6Mbps	-	-
Mode 3	U-NII-1	5.15-5.25	22	802.11a	48	5240	6Mbps	-	-
Mode 4	U-NII-1	5.15-5.25	22	802.11n HT20	36	5180	MCS0	-	-
Mode 5	U-NII-1	5.15-5.25	22	802.11n HT20	44	5220	MCS0	-	-
Mode 6	U-NII-1	5.15-5.25	22	802.11n HT20	48	5240	MCS0	-	-
Mode 7	U-NII-1	5.15-5.25	22	802.11n HT40	38	5190	MCS0	-	-
Mode 8	U-NII-1	5.15-5.25	22	802.11n HT40	46	5230	MCS0	-	-
Mode 9	U-NII-1	5.15-5.25	22	802.11ac VHT80	42	5210	MCS0	-	-
Mode 10	U-NII-2A	5.25-5.35	22	802.11a	52	5260	6Mbps	-	-
Mode 11	U-NII-2A	5.25-5.35	22	802.11a	60	5300	6Mbps	-	-
Mode 12	U-NII-2A	5.25-5.35	22	802.11a	64	5320	6Mbps	-	-
Mode 13	U-NII-2A	5.25-5.35	22	802.11n HT20	52	5260	MCS0	-	-
Mode 14	U-NII-2A	5.25-5.35	22	802.11n HT20	60	5300	MCS0	-	-
Mode 15	U-NII-2A	5.25-5.35	22	802.11n HT20	64	5320	MCS0	-	-
Mode 16	U-NII-2A	5.25-5.35	22	802.11n HT40	54	5270	MCS0	-	-
Mode 17	U-NII-2A	5.25-5.35	22	802.11n HT40	62	5310	MCS0	-	-
Mode 18	U-NII-2A	5.25-5.35	22	802.11ac VHT80	58	5290	MCS0	-	-
Mode 19	U-NII-2C	5.47-5.725	22	802.11a	100	5500	6Mbps	-	-
Mode 20	U-NII-2C	5.47-5.725	22	802.11a	116	5580	6Mbps	-	-
Mode 21	U-NII-2C	5.47-5.725	22	802.11a	140	5700	6Mbps	-	-
Mode 22	U-NII-2C	5.47-5.725	22	802.11n HT20	100	5500	MCS0	-	-
Mode 23	U-NII-2C	5.47-5.725	22	802.11n HT20	116	5580	MCS0	-	-
Mode 24	U-NII-2C	5.47-5.725	22	802.11n HT20	140	5700	MCS0	-	-
Mode 25	U-NII-2C	5.47-5.725	22	802.11n HT40	102	5510	MCS0	-	-
Mode 26	U-NII-2C	5.47-5.725	22	802.11n HT40	134	5670	MCS0	-	-
Mode 27	U-NII-2C	5.47-5.725	22	802.11ac VHT80	106	5530	MCS0	-	-
Mode 28	U-NII-2C	5.47-5.725	22	802.11ac VHT80	122	5610	MCS0	-	-
Mode 29	Straddle channels	5.47-5.725	22	802.11a	144	5720	6Mbps	-	-
Mode 30	Straddle channels	5.47-5.725	22	802.11n HT20	144	5720	MCS0	-	-
Mode 31	Straddle channels	5.47-5.725	22	802.11n HT40	142	5710	MCS0	-	-
Mode 32	Straddle channels	5.47-5.725	22	802.11ac VHT80	138	5690	MCS0	-	-
Mode 33	U-NII-3	5.725-5.85	22	802.11a	149	5745	6Mbps	-	-
Mode 34	U-NII-3	5.725-5.85	22	802.11a	157	5785	6Mbps	-	-
Mode 35	U-NII-3	5.725-5.85	22	802.11a	165	5825	6Mbps	-	-
Mode 36	U-NII-3	5.725-5.85	22	802.11n HT20	149	5745	MCS0	-	-
Mode 37	U-NII-3	5.725-5.85	22	802.11n HT20	157	5785	MCS0	-	-
Mode 38	U-NII-3	5.725-5.85	22	802.11n HT20	165	5825	MCS0	-	-
Mode 39	U-NII-3	5.725-5.85	22	802.11n HT40	151	5755	MCS0	-	-
Mode 40	U-NII-3	5.725-5.85	22	802.11n HT40	159	5795	MCS0	-	-
Mode 41	U-NII-3	5.725-5.85	22	802.11ac VHT80	155	5775	MCS0	-	-
Mode 42	U-NII-2A	5.25-5.35	22	802.11ac VHT80	58	5290	MCS0	-	LF
Mode 43	U-NII-3	5.725-5.85	22	802.11n HT40	151	5755	MCS0	-	LF



Summary of each worse mode

Mode	Modulation	Ch.	Freq. (MHz)	Level (dBuV/m)	Limit (dBuV/m)	Margin (dB)	Pol.	Peak Avg.	Result	Remark
1	802.11a	36	5133.38	46.18	54.00	-7.82	H	AVERAGE	Pass	Band Edge
1	802.11a	36	10360.00	47.10	68.30	-21.20	H	Peak	Pass	Harmonic
2	802.11a	44	-	-	-	-	-	-	-	Band Edge
2	802.11a	44	10440.00	47.63	68.30	-20.67	V	Peak	Pass	Harmonic
3	802.11a	48	-	-	-	-	-	-	-	Band Edge
3	802.11a	48	10480.00	47.95	68.30	-20.35	V	Peak	Pass	Harmonic
4	802.11n HT20	36	5148.68	46.23	54.00	-7.77	H	AVERAGE	Pass	Band Edge
4	802.11n HT20	36	10360.00	47.41	68.30	-20.89	H	Peak	Pass	Harmonic
5	802.11n HT20	44	-	-	-	-	-	-	-	Band Edge
5	802.11n HT20	44	10440.00	49.06	68.30	-19.24	V	Peak	Pass	Harmonic
6	802.11n HT20	48	-	-	-	-	-	-	-	Band Edge
6	802.11n HT20	48	10480.00	47.90	68.30	-20.40	H	Peak	Pass	Harmonic
7	802.11n HT40	38	5149.53	51.68	54.00	-2.32	H	AVERAGE	Pass	Band Edge
7	802.11n HT40	38	-	-	-	-	-	-	-	Harmonic
8	802.11n HT40	46	5149.96	45.55	54.00	-8.45	H	AVERAGE	Pass	Band Edge
8	802.11n HT40	46	-	-	-	-	-	-	-	Harmonic
9	802.11ac VHT80	42	5149.10	51.24	54.00	-2.76	H	AVERAGE	Pass	Band Edge
9	802.11ac VHT80	42	-	-	-	-	-	-	-	Harmonic
10	802.11a	52	-	-	-	-	-	-	-	Band Edge
10	802.11a	52	10520.00	48.36	68.30	-19.94	H	Peak	Pass	Harmonic
11	802.11a	60	-	-	-	-	-	-	-	Band Edge
11	802.11a	60	15900.00	49.48	74.00	-24.52	V	Peak	Pass	Harmonic
12	802.11a	64	5351.64	49.76	54.00	-4.24	H	AVERAGE	Pass	Band Edge
12	802.11a	64	15960.00	49.17	74.00	-24.83	H	Peak	Pass	Harmonic
13	802.11n HT20	52	-	-	-	-	-	-	-	Band Edge
13	802.11n HT20	52	10520.00	48.81	68.30	-19.49	H	Peak	Pass	Harmonic
14	802.11n HT20	60	-	-	-	-	-	-	-	Band Edge
14	802.11n HT20	60	15900.00	49.40	74.00	-24.60	H	Peak	Pass	Harmonic
15	802.11n HT20	64	5350.10	51.17	54.00	-2.83	H	AVERAGE	Pass	Band Edge
15	802.11n HT20	64	15960.00	50.26	74.00	-23.74	V	Peak	Pass	Harmonic
16	802.11n HT40	54	5350.18	45.72	54.00	-8.28	H	AVERAGE	Pass	Band Edge
16	802.11n HT40	54	-	-	-	-	-	-	-	Harmonic
17	802.11n HT40	62	5350.80	50.62	54.00	-3.38	H	AVERAGE	Pass	Band Edge
17	802.11n HT40	62	-	-	-	-	-	-	-	Harmonic
18	802.11ac VHT80	58	5367.18	51.86	54.00	-2.14	H	AVERAGE	Pass	Band Edge
18	802.11ac VHT80	58	10580.00	48.23	68.30	-20.07	V	Peak	Pass	Harmonic
19	802.11a	100	5460.55	64.15	68.30	-4.15	H	PEAK	Pass	Band Edge
19	802.11a	100	16500.00	49.89	68.30	-18.41	V	Peak	Pass	Harmonic
20	802.11a	116	-	-	-	-	-	-	-	Band Edge
20	802.11a	116	16740.00	50.06	68.30	-18.24	V	Peak	Pass	Harmonic
21	802.11a	140	5725.61	64.94	68.30	-3.36	H	PEAK	Pass	Band Edge
21	802.11a	140	17100.00	50.83	68.30	-17.47	V	Peak	Pass	Harmonic
22	802.11n HT20	100	5465.95	65.97	68.30	-2.33	H	PEAK	Pass	Band Edge
22	802.11n HT20	100	16500.00	49.83	68.30	-18.47	V	Peak	Pass	Harmonic



Mode	Modulation	Ch.	Freq. (MHz)	Level (dBuV/m)	Limit (dBuV/m)	Margin (dB)	Pol.	Peak Avg.	Result	Remark
23	802.11n HT20	116	-	-	-	-	-	-	-	Band Edge
23	802.11n HT20	116	16740.00	50.07	68.30	-18.23	H	Peak	Pass	Harmonic
24	802.11n HT20	140	5729.97	63.03	68.30	-5.27	H	PEAK	Pass	Band Edge
24	802.11n HT20	140	17100.00	50.00	68.30	-18.30	V	Peak	Pass	Harmonic
25	802.11n HT40	102	5458.80	51.66	54.00	-2.34	H	AVERAGE	Pass	Band Edge
25	802.11n HT40	102	-	-	-	-	-	-	-	Harmonic
26	802.11n HT40	134	5725.39	65.99	68.30	-2.31	H	PEAK	Pass	Band Edge
26	802.11n HT40	134	-	-	-	-	-	-	-	Harmonic
27	802.11ac VHT80	106	5458.54	51.27	54.00	-2.73	H	AVERAGE	Pass	Band Edge
27	802.11ac VHT80	106	-	-	-	-	-	-	-	Harmonic
28	802.11ac VHT80	122	5443.86	44.07	54.00	-9.93	H	AVERAGE	Pass	Band Edge
28	802.11ac VHT80	122	-	-	-	-	-	-	-	Harmonic
29	802.11a	144	5459.45	42.03	54.00	-11.97	H	Peak	Pass	Band Edge
29	802.11a	144	17160.00	49.35	68.30	-18.95	V	Peak	Pass	Harmonic
30	802.11n HT20	144	5460.00	41.18	54.00	-12.82	V	Peak	Pass	Band Edge
30	802.11n HT20	144	17160.00	50.51	68.30	-17.79	H	Peak	Pass	Harmonic
31	802.11n HT40	142	5450.10	42.76	54.00	-11.24	V	Peak	Pass	Band Edge
31	802.11n HT40	142	-	-	-	-	-	-	-	Harmonic
32	11ac VHT80	138	5398.40	42.60	54.00	-11.40	V	Peak	Pass	Band Edge
32	11ac VHT80	138	-	-	-	-	-	-	-	Harmonic
33	802.11a	149	-	-	-	-	-	-	-	Band Edge
33	802.11a	149	7659.99	39.01	54.00	-14.99	V	Average	Pass	Harmonic
34	802.11a	157	-	-	-	-	-	-	-	Band Edge
34	802.11a	157	7713.14	38.89	54.00	-15.11	H	Average	Pass	Harmonic
35	802.11a	165	5931.63	55.19	68.30	-13.11	H	PEAK	Pass	Band Edge
35	802.11a	165	17475.00	50.47	68.30	-17.83	V	Peak	Pass	Harmonic
36	802.11n HT20	149	5633.79	57.60	68.30	-10.70	H	PEAK	Pass	Band Edge
36	802.11n HT20	149	7659.99	38.46	54.00	-15.54	H	Average	Pass	Harmonic
37	802.11n HT20	157	-	-	-	-	-	-	-	Band Edge
37	802.11n HT20	157	7713.14	38.10	54.00	-15.90	H	Average	Pass	Harmonic
38	802.11n HT20	165	5926.38	55.87	68.30	-12.43	H	PEAK	Pass	Band Edge
38	802.11n HT20	165	17475.00	50.27	68.30	-18.03	V	Peak	Pass	Harmonic
39	802.11n HT40	151	5642.32	58.75	68.30	-9.55	H	PEAK	Pass	Band Edge
39	802.11n HT40	151	17265.00	49.13	68.30	-19.17	H	Peak	Pass	Harmonic
40	802.11n HT40	159	5631.40	54.50	68.30	-13.80	H	PEAK	Pass	Band Edge
40	802.11n HT40	159	-	-	-	-	-	-	-	Harmonic
41	802.11ac VHT80	155	5644.10	55.79	68.30	-12.51	H	PEAK	Pass	Band Edge
41	802.11ac VHT80	155	-	-	-	-	-	-	-	Harmonic
42	802.11ac VHT80	58	33.88	31.59	40.00	-8.41	V	PEAK	Pass	LF
43	802.11n HT40	151	32.91	31.73	40.00	-8.27	V	PEAK	Pass	LF



<Co-location mode>

**Radiated Spurious Emission Test Modes**

Mode	Band	Band (GHz)	Antenna	Modulation	Channel	Frequency	Data Rate	RU	Remark
Mode 44	CO_TX		22	802.11ac VHT80	58	5290	MCS0	-	-
			13	LTE B13 Link	-	-	-	-	-
Mode 45	CO_TX		13	LTE B13 Link	-	-	-	-	-
			22	Bluetooth LE	39	2480	2Mbps	-	-
			22	802.11ac VHT80	58	5290	MCS0	-	-

**Summary of each worse mode**

Mode	Modulation	Ch.	Freq. (MHz)	Level (dBuV/m)	Limit (dBuV/m)	Margin (dB)	Pol.	Peak Avg.	Result	Remark
44	CO_TX		5354.60	50.38	54.00	-3.62	H	AVERAGE	Pass	Band Edge
			10580.00	48.68	68.30	-19.62	V	Peak	Pass	Harmonic
45	CO_TX		5351.20	50.12	54.00	-3.88	H	AVERAGE	Pass	Band Edge
			10580.00	48.68	68.30	-19.62	V	Peak	Pass	Harmonic



Mode	1																																																																																	
	Band Edge																																																																																	
	U-NII-1_5.15-5.25_802.11a_CH36_5180MHz																																																																																	
ANT	22																																																																																	
Pol.	Horizontal	Fundamental																																																																																
Peak	<table border="1"> <thead> <tr> <th>Limit</th> <th>Read</th> <th>Ant</th> <th>Cable</th> <th>Preamp</th> <th>APos</th> <th>TPos</th> <th colspan="2">Remark</th> </tr> <tr> <th>Freq</th> <th>Level</th> <th>Line</th> <th>Margin</th> <th>Level</th> <th>Factor</th> <th>Loss Factor</th> <th>cm</th> <th>deg</th> </tr> <tr> <th>MHz</th> <th>dBuV/m</th> <th>dBuV/m</th> <th>dB</th> <th>dBuV</th> <th>dB/m</th> <th>dB</th> <th>dB</th> <th>cm</th> <th>deg</th> </tr> </thead> <tbody> <tr> <td>1</td> <td>5149.40</td> <td>60.36</td> <td>74.00</td> <td>-13.64</td> <td>48.21</td> <td>36.11</td> <td>8.53</td> <td>32.49</td> <td>100</td> <td>56</td> <td>PEAK</td> </tr> </tbody> </table>	Limit	Read	Ant	Cable	Preamp	APos	TPos	Remark		Freq	Level	Line	Margin	Level	Factor	Loss Factor	cm	deg	MHz	dBuV/m	dBuV/m	dB	dBuV	dB/m	dB	dB	cm	deg	1	5149.40	60.36	74.00	-13.64	48.21	36.11	8.53	32.49	100	56	PEAK	<table border="1"> <thead> <tr> <th>Limit</th> <th>Read</th> <th>Ant</th> <th>Cable</th> <th>Preamp</th> <th>APos</th> <th>TPos</th> <th colspan="2">Remark</th> </tr> <tr> <th>Freq</th> <th>Level</th> <th>Line</th> <th>Margin</th> <th>Level</th> <th>Factor</th> <th>Loss Factor</th> <th>cm</th> <th>deg</th> </tr> <tr> <th>MHz</th> <th>dBuV/m</th> <th>dBuV/m</th> <th>dB</th> <th>dBuV</th> <th>dB/m</th> <th>dB</th> <th>dB</th> <th>cm</th> <th>deg</th> </tr> </thead> <tbody> <tr> <td>1</td> <td>5180.00</td> <td>106.85</td> <td>-----</td> <td>-----</td> <td>94.63</td> <td>36.09</td> <td>8.58</td> <td>32.45</td> <td>100</td> <td>56</td> <td>PEAK</td> </tr> </tbody> </table>	Limit	Read	Ant	Cable	Preamp	APos	TPos	Remark		Freq	Level	Line	Margin	Level	Factor	Loss Factor	cm	deg	MHz	dBuV/m	dBuV/m	dB	dBuV	dB/m	dB	dB	cm	deg	1	5180.00	106.85	-----	-----	94.63	36.09	8.58	32.45	100	56	PEAK
	Limit	Read	Ant	Cable	Preamp	APos	TPos	Remark																																																																										
Freq	Level	Line	Margin	Level	Factor	Loss Factor	cm	deg																																																																										
MHz	dBuV/m	dBuV/m	dB	dBuV	dB/m	dB	dB	cm	deg																																																																									
1	5149.40	60.36	74.00	-13.64	48.21	36.11	8.53	32.49	100	56	PEAK																																																																							
Limit	Read	Ant	Cable	Preamp	APos	TPos	Remark																																																																											
Freq	Level	Line	Margin	Level	Factor	Loss Factor	cm	deg																																																																										
MHz	dBuV/m	dBuV/m	dB	dBuV	dB/m	dB	dB	cm	deg																																																																									
1	5180.00	106.85	-----	-----	94.63	36.09	8.58	32.45	100	56	PEAK																																																																							
Avg	<table border="1"> <thead> <tr> <th>Limit</th> <th>Read</th> <th>Ant</th> <th>Cable</th> <th>Preamp</th> <th>APos</th> <th>TPos</th> <th colspan="2">Remark</th> </tr> <tr> <th>Freq</th> <th>Level</th> <th>Line</th> <th>Margin</th> <th>Level</th> <th>Factor</th> <th>Loss Factor</th> <th>cm</th> <th>deg</th> </tr> <tr> <th>MHz</th> <th>dBuV/m</th> <th>dBuV/m</th> <th>dB</th> <th>dBuV</th> <th>dB/m</th> <th>dB</th> <th>dB</th> <th>cm</th> <th>deg</th> </tr> </thead> <tbody> <tr> <td>1</td> <td>5133.38</td> <td>46.18</td> <td>54.00</td> <td>-7.82</td> <td>34.07</td> <td>36.12</td> <td>8.50</td> <td>32.51</td> <td>100</td> <td>56</td> <td>AVERAGE</td> </tr> </tbody> </table>	Limit	Read	Ant	Cable	Preamp	APos	TPos	Remark		Freq	Level	Line	Margin	Level	Factor	Loss Factor	cm	deg	MHz	dBuV/m	dBuV/m	dB	dBuV	dB/m	dB	dB	cm	deg	1	5133.38	46.18	54.00	-7.82	34.07	36.12	8.50	32.51	100	56	AVERAGE	<table border="1"> <thead> <tr> <th>Limit</th> <th>Read</th> <th>Ant</th> <th>Cable</th> <th>Preamp</th> <th>APos</th> <th>TPos</th> <th colspan="2">Remark</th> </tr> <tr> <th>Freq</th> <th>Level</th> <th>Line</th> <th>Margin</th> <th>Level</th> <th>Factor</th> <th>Loss Factor</th> <th>cm</th> <th>deg</th> </tr> <tr> <th>MHz</th> <th>dBuV/m</th> <th>dBuV/m</th> <th>dB</th> <th>dBuV</th> <th>dB/m</th> <th>dB</th> <th>dB</th> <th>cm</th> <th>deg</th> </tr> </thead> <tbody> <tr> <td>1</td> <td>5180.00</td> <td>99.39</td> <td>-----</td> <td>-----</td> <td>87.17</td> <td>36.09</td> <td>8.58</td> <td>32.45</td> <td>100</td> <td>56</td> <td>AVERAGE</td> </tr> </tbody> </table>	Limit	Read	Ant	Cable	Preamp	APos	TPos	Remark		Freq	Level	Line	Margin	Level	Factor	Loss Factor	cm	deg	MHz	dBuV/m	dBuV/m	dB	dBuV	dB/m	dB	dB	cm	deg	1	5180.00	99.39	-----	-----	87.17	36.09	8.58	32.45	100	56	AVERAGE
Limit	Read	Ant	Cable	Preamp	APos	TPos	Remark																																																																											
Freq	Level	Line	Margin	Level	Factor	Loss Factor	cm	deg																																																																										
MHz	dBuV/m	dBuV/m	dB	dBuV	dB/m	dB	dB	cm	deg																																																																									
1	5133.38	46.18	54.00	-7.82	34.07	36.12	8.50	32.51	100	56	AVERAGE																																																																							
Limit	Read	Ant	Cable	Preamp	APos	TPos	Remark																																																																											
Freq	Level	Line	Margin	Level	Factor	Loss Factor	cm	deg																																																																										
MHz	dBuV/m	dBuV/m	dB	dBuV	dB/m	dB	dB	cm	deg																																																																									
1	5180.00	99.39	-----	-----	87.17	36.09	8.58	32.45	100	56	AVERAGE																																																																							



Mode	1																																																																								
	Band Edge																																																																								
	U-NII-1_5.15-5.25_802.11a_CH36_5180MHz																																																																								
ANT	22																																																																								
Pol.	Vertical	Fundamental																																																																							
Peak	<table border="1"> <thead> <tr> <th>Limit</th> <th>Read</th> <th>Ant</th> <th>Cable</th> <th>Preamp</th> <th>APos</th> <th>TPos</th> <th>Remark</th> </tr> <tr> <th>Freq</th> <th>Level</th> <th>Line</th> <th>Margin</th> <th>Level</th> <th>Factor</th> <th>Loss Factor</th> <th></th> </tr> <tr> <th>MHz</th> <th>dBuV/m</th> <th>dBuV/m</th> <th>dB</th> <th>dBuV</th> <th>dB/m</th> <th>dB</th> <th>cm</th> </tr> </thead> <tbody> <tr> <td>1</td> <td>5149.04</td> <td>60.17</td> <td>74.00</td> <td>-13.83</td> <td>48.02</td> <td>36.11</td> <td>8.53</td> <td>32.49</td> <td>103</td> <td>262</td> <td>PEAK</td> </tr> </tbody> </table>	Limit	Read	Ant	Cable	Preamp	APos	TPos	Remark	Freq	Level	Line	Margin	Level	Factor	Loss Factor		MHz	dBuV/m	dBuV/m	dB	dBuV	dB/m	dB	cm	1	5149.04	60.17	74.00	-13.83	48.02	36.11	8.53	32.49	103	262	PEAK	<table border="1"> <thead> <tr> <th>Limit</th> <th>Read</th> <th>Ant</th> <th>Cable</th> <th>Preamp</th> <th>APos</th> <th>TPos</th> <th>Remark</th> </tr> <tr> <th>Freq</th> <th>Level</th> <th>Line</th> <th>Margin</th> <th>Level</th> <th>Factor</th> <th>Loss Factor</th> <th></th> </tr> <tr> <th>MHz</th> <th>dBuV/m</th> <th>dBuV/m</th> <th>dB</th> <th>dBuV</th> <th>dB/m</th> <th>dB</th> <th>cm</th> </tr> </thead> <tbody> <tr> <td>1</td> <td>5180.00</td> <td>101.51</td> <td>-----</td> <td>89.28</td> <td>36.09</td> <td>8.59</td> <td>32.45</td> <td>103</td> <td>262</td> <td>PEAK</td> </tr> </tbody> </table>	Limit	Read	Ant	Cable	Preamp	APos	TPos	Remark	Freq	Level	Line	Margin	Level	Factor	Loss Factor		MHz	dBuV/m	dBuV/m	dB	dBuV	dB/m	dB	cm	1	5180.00	101.51	-----	89.28	36.09	8.59	32.45	103	262	PEAK
	Limit	Read	Ant	Cable	Preamp	APos	TPos	Remark																																																																	
Freq	Level	Line	Margin	Level	Factor	Loss Factor																																																																			
MHz	dBuV/m	dBuV/m	dB	dBuV	dB/m	dB	cm																																																																		
1	5149.04	60.17	74.00	-13.83	48.02	36.11	8.53	32.49	103	262	PEAK																																																														
Limit	Read	Ant	Cable	Preamp	APos	TPos	Remark																																																																		
Freq	Level	Line	Margin	Level	Factor	Loss Factor																																																																			
MHz	dBuV/m	dBuV/m	dB	dBuV	dB/m	dB	cm																																																																		
1	5180.00	101.51	-----	89.28	36.09	8.59	32.45	103	262	PEAK																																																															
Avg	<table border="1"> <thead> <tr> <th>Limit</th> <th>Read</th> <th>Ant</th> <th>Cable</th> <th>Preamp</th> <th>APos</th> <th>TPos</th> <th>Remark</th> </tr> <tr> <th>Freq</th> <th>Level</th> <th>Line</th> <th>Margin</th> <th>Level</th> <th>Factor</th> <th>Loss Factor</th> <th></th> </tr> <tr> <th>MHz</th> <th>dBuV/m</th> <th>dBuV/m</th> <th>dB</th> <th>dBuV</th> <th>dB/m</th> <th>dB</th> <th>cm</th> </tr> </thead> <tbody> <tr> <td>1</td> <td>5147.78</td> <td>44.21</td> <td>54.00</td> <td>-9.79</td> <td>32.06</td> <td>36.11</td> <td>8.53</td> <td>32.49</td> <td>103</td> <td>262</td> <td>AVERAGE</td> </tr> </tbody> </table>	Limit	Read	Ant	Cable	Preamp	APos	TPos	Remark	Freq	Level	Line	Margin	Level	Factor	Loss Factor		MHz	dBuV/m	dBuV/m	dB	dBuV	dB/m	dB	cm	1	5147.78	44.21	54.00	-9.79	32.06	36.11	8.53	32.49	103	262	AVERAGE	<table border="1"> <thead> <tr> <th>Limit</th> <th>Read</th> <th>Ant</th> <th>Cable</th> <th>Preamp</th> <th>APos</th> <th>TPos</th> <th>Remark</th> </tr> <tr> <th>Freq</th> <th>Level</th> <th>Line</th> <th>Margin</th> <th>Level</th> <th>Factor</th> <th>Loss Factor</th> <th></th> </tr> <tr> <th>MHz</th> <th>dBuV/m</th> <th>dBuV/m</th> <th>dB</th> <th>dBuV</th> <th>dB/m</th> <th>dB</th> <th>cm</th> </tr> </thead> <tbody> <tr> <td>1</td> <td>5180.00</td> <td>94.91</td> <td>-----</td> <td>82.68</td> <td>36.09</td> <td>8.59</td> <td>32.45</td> <td>103</td> <td>262</td> <td>AVERAGE</td> </tr> </tbody> </table>	Limit	Read	Ant	Cable	Preamp	APos	TPos	Remark	Freq	Level	Line	Margin	Level	Factor	Loss Factor		MHz	dBuV/m	dBuV/m	dB	dBuV	dB/m	dB	cm	1	5180.00	94.91	-----	82.68	36.09	8.59	32.45	103	262	AVERAGE
Limit	Read	Ant	Cable	Preamp	APos	TPos	Remark																																																																		
Freq	Level	Line	Margin	Level	Factor	Loss Factor																																																																			
MHz	dBuV/m	dBuV/m	dB	dBuV	dB/m	dB	cm																																																																		
1	5147.78	44.21	54.00	-9.79	32.06	36.11	8.53	32.49	103	262	AVERAGE																																																														
Limit	Read	Ant	Cable	Preamp	APos	TPos	Remark																																																																		
Freq	Level	Line	Margin	Level	Factor	Loss Factor																																																																			
MHz	dBuV/m	dBuV/m	dB	dBuV	dB/m	dB	cm																																																																		
1	5180.00	94.91	-----	82.68	36.09	8.59	32.45	103	262	AVERAGE																																																															





Mode	1																																																																																																	
	Harmonic																																																																																																	
	U-NII-1_5.15-5.25_802.11a_CH36_5180MHz																																																																																																	
ANT	22																																																																																																	
Pol.	Horizontal	Vertical																																																																																																
Peak Avg	<p>Date: 2024-03-21</p> <table border="1"> <thead> <tr> <th>Limit</th> <th>Read</th> <th>Ant</th> <th>Cable</th> <th>Preamp</th> <th>Apos</th> <th>TPos</th> <th>Remark</th> </tr> <tr> <th>Freq</th> <th>Level</th> <th>Line</th> <th>Margin</th> <th>Level</th> <th>Factor</th> <th>Loss</th> <th>Factor</th> </tr> <tr> <th>MHz</th> <th>dBuV/m</th> <th>dBuV/m</th> <th>dB</th> <th>dBuV</th> <th>dB/m</th> <th>dB</th> <th>dB</th> </tr> </thead> <tbody> <tr> <td>1</td> <td>10360.00</td> <td>47.10</td> <td>68.30</td> <td>-21.20</td> <td>59.96</td> <td>38.74</td> <td>12.06</td> <td>63.66</td> <td>---</td> <td>---</td> <td>Peak</td> </tr> <tr> <td>2</td> <td>15540.00</td> <td>49.02</td> <td>74.00</td> <td>-24.98</td> <td>57.70</td> <td>40.73</td> <td>14.58</td> <td>63.99</td> <td>---</td> <td>---</td> <td>Peak</td> </tr> </tbody> </table>	Limit	Read	Ant	Cable	Preamp	Apos	TPos	Remark	Freq	Level	Line	Margin	Level	Factor	Loss	Factor	MHz	dBuV/m	dBuV/m	dB	dBuV	dB/m	dB	dB	1	10360.00	47.10	68.30	-21.20	59.96	38.74	12.06	63.66	---	---	Peak	2	15540.00	49.02	74.00	-24.98	57.70	40.73	14.58	63.99	---	---	Peak	<p>Date: 2024-03-21</p> <table border="1"> <thead> <tr> <th>Limit</th> <th>Read</th> <th>Ant</th> <th>Cable</th> <th>Preamp</th> <th>Apos</th> <th>TPos</th> <th>Remark</th> </tr> <tr> <th>Freq</th> <th>Level</th> <th>Line</th> <th>Margin</th> <th>Level</th> <th>Factor</th> <th>Loss</th> <th>Factor</th> </tr> <tr> <th>MHz</th> <th>dBuV/m</th> <th>dBuV/m</th> <th>dB</th> <th>dBuV</th> <th>dB/m</th> <th>dB</th> <th>dB</th> </tr> </thead> <tbody> <tr> <td>1</td> <td>10360.00</td> <td>47.00</td> <td>68.30</td> <td>-21.30</td> <td>59.86</td> <td>38.74</td> <td>12.06</td> <td>63.66</td> <td>---</td> <td>---</td> <td>Peak</td> </tr> <tr> <td>2</td> <td>15540.00</td> <td>49.75</td> <td>74.00</td> <td>-24.25</td> <td>58.43</td> <td>40.73</td> <td>14.58</td> <td>63.99</td> <td>---</td> <td>---</td> <td>Peak</td> </tr> </tbody> </table>	Limit	Read	Ant	Cable	Preamp	Apos	TPos	Remark	Freq	Level	Line	Margin	Level	Factor	Loss	Factor	MHz	dBuV/m	dBuV/m	dB	dBuV	dB/m	dB	dB	1	10360.00	47.00	68.30	-21.30	59.86	38.74	12.06	63.66	---	---	Peak	2	15540.00	49.75	74.00	-24.25	58.43	40.73	14.58	63.99	---	---	Peak
	Limit	Read	Ant	Cable	Preamp	Apos	TPos	Remark																																																																																										
Freq	Level	Line	Margin	Level	Factor	Loss	Factor																																																																																											
MHz	dBuV/m	dBuV/m	dB	dBuV	dB/m	dB	dB																																																																																											
1	10360.00	47.10	68.30	-21.20	59.96	38.74	12.06	63.66	---	---	Peak																																																																																							
2	15540.00	49.02	74.00	-24.98	57.70	40.73	14.58	63.99	---	---	Peak																																																																																							
Limit	Read	Ant	Cable	Preamp	Apos	TPos	Remark																																																																																											
Freq	Level	Line	Margin	Level	Factor	Loss	Factor																																																																																											
MHz	dBuV/m	dBuV/m	dB	dBuV	dB/m	dB	dB																																																																																											
1	10360.00	47.00	68.30	-21.30	59.86	38.74	12.06	63.66	---	---	Peak																																																																																							
2	15540.00	49.75	74.00	-24.25	58.43	40.73	14.58	63.99	---	---	Peak																																																																																							



Mode	2																																																																																																
	Harmonic																																																																																																
	U-NII-1_5.15-5.25_802.11a_CH44_5220MHz																																																																																																
ANT	22																																																																																																
Pol.	Horizontal	Vertical																																																																																															
Peak Avg	<p>Date: 2024-03-21</p>	<p>Date: 2024-03-21</p>																																																																																															
	<table border="1"> <thead> <tr> <th>Limit</th> <th>Read</th> <th>Ant</th> <th>Cable</th> <th>Preamp</th> <th>Apos</th> <th>TPos</th> <th>Remark</th> </tr> <tr> <th>Freq</th> <th>Level</th> <th>Line</th> <th>Margin</th> <th>Level</th> <th>Factor</th> <th>Loss</th> <th>Factor</th> </tr> <tr> <th>MHz</th> <th>dBuV/m</th> <th>dBuV/m</th> <th>dB</th> <th>dBuV</th> <th>dB/m</th> <th>dB</th> <th>dB</th> </tr> </thead> <tbody> <tr> <td>1</td> <td>10440.00</td> <td>47.48</td> <td>68.30</td> <td>-20.82</td> <td>60.21</td> <td>38.78</td> <td>12.12</td> <td>63.63</td> <td>---</td> <td>---</td> <td>Peak</td> </tr> <tr> <td>2</td> <td>15660.00</td> <td>48.95</td> <td>74.00</td> <td>-25.05</td> <td>57.51</td> <td>40.83</td> <td>14.64</td> <td>64.03</td> <td>---</td> <td>---</td> <td>Peak</td> </tr> </tbody> </table>	Limit	Read	Ant	Cable	Preamp	Apos	TPos	Remark	Freq	Level	Line	Margin	Level	Factor	Loss	Factor	MHz	dBuV/m	dBuV/m	dB	dBuV	dB/m	dB	dB	1	10440.00	47.48	68.30	-20.82	60.21	38.78	12.12	63.63	---	---	Peak	2	15660.00	48.95	74.00	-25.05	57.51	40.83	14.64	64.03	---	---	Peak	<table border="1"> <thead> <tr> <th>Limit</th> <th>Read</th> <th>Ant</th> <th>Cable</th> <th>Preamp</th> <th>Apos</th> <th>TPos</th> <th>Remark</th> </tr> <tr> <th>Freq</th> <th>Level</th> <th>Line</th> <th>Margin</th> <th>Level</th> <th>Factor</th> <th>Loss</th> <th>Factor</th> </tr> <tr> <th>MHz</th> <th>dBuV/m</th> <th>dBuV/m</th> <th>dB</th> <th>dBuV</th> <th>dB/m</th> <th>dB</th> <th>dB</th> </tr> </thead> <tbody> <tr> <td>1</td> <td>10440.00</td> <td>47.63</td> <td>68.30</td> <td>-20.67</td> <td>60.36</td> <td>38.78</td> <td>12.12</td> <td>63.63</td> <td>---</td> <td>---</td> <td>Peak</td> </tr> <tr> <td>2</td> <td>15660.00</td> <td>49.49</td> <td>74.00</td> <td>-24.51</td> <td>58.05</td> <td>40.83</td> <td>14.64</td> <td>64.03</td> <td>---</td> <td>---</td> <td>Peak</td> </tr> </tbody> </table>	Limit	Read	Ant	Cable	Preamp	Apos	TPos	Remark	Freq	Level	Line	Margin	Level	Factor	Loss	Factor	MHz	dBuV/m	dBuV/m	dB	dBuV	dB/m	dB	dB	1	10440.00	47.63	68.30	-20.67	60.36	38.78	12.12	63.63	---	---	Peak	2	15660.00	49.49	74.00	-24.51	58.05	40.83	14.64	64.03	---	---
Limit	Read	Ant	Cable	Preamp	Apos	TPos	Remark																																																																																										
Freq	Level	Line	Margin	Level	Factor	Loss	Factor																																																																																										
MHz	dBuV/m	dBuV/m	dB	dBuV	dB/m	dB	dB																																																																																										
1	10440.00	47.48	68.30	-20.82	60.21	38.78	12.12	63.63	---	---	Peak																																																																																						
2	15660.00	48.95	74.00	-25.05	57.51	40.83	14.64	64.03	---	---	Peak																																																																																						
Limit	Read	Ant	Cable	Preamp	Apos	TPos	Remark																																																																																										
Freq	Level	Line	Margin	Level	Factor	Loss	Factor																																																																																										
MHz	dBuV/m	dBuV/m	dB	dBuV	dB/m	dB	dB																																																																																										
1	10440.00	47.63	68.30	-20.67	60.36	38.78	12.12	63.63	---	---	Peak																																																																																						
2	15660.00	49.49	74.00	-24.51	58.05	40.83	14.64	64.03	---	---	Peak																																																																																						

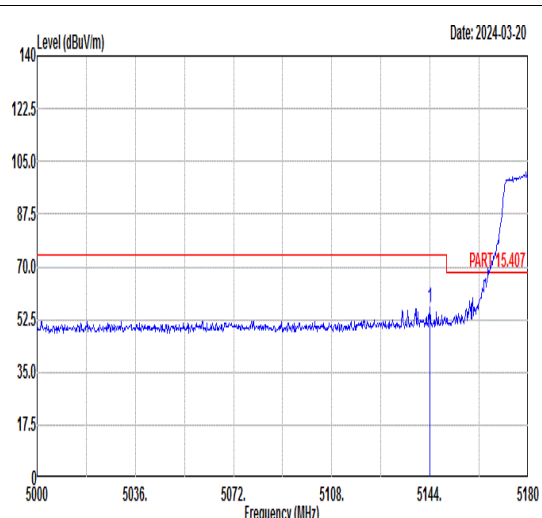
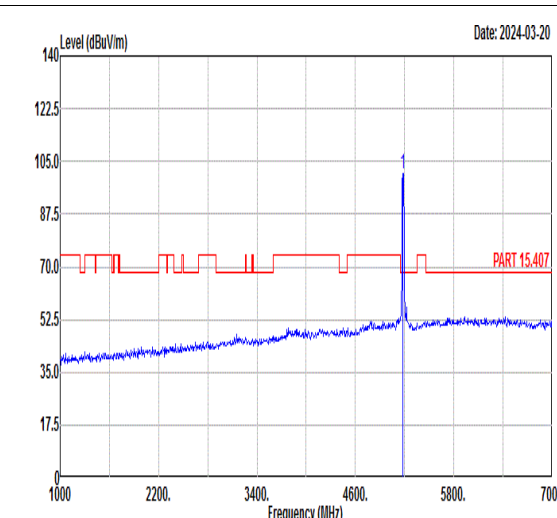
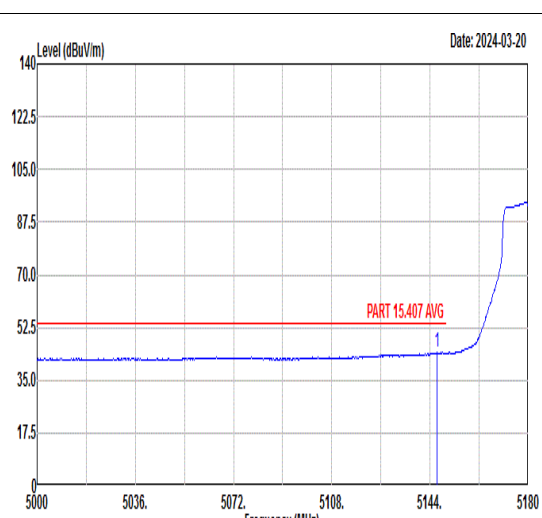
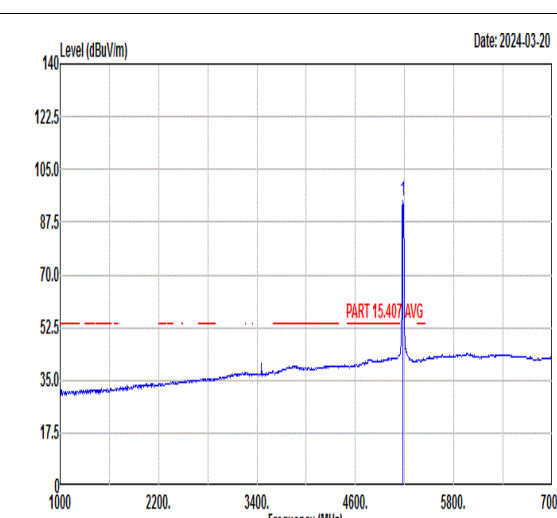


Mode	3																																																																																																
	Harmonic																																																																																																
	U-NII-1_5.15-5.25_802.11a_CH48_5240MHz																																																																																																
ANT	22																																																																																																
Pol.	Horizontal	Vertical																																																																																															
Peak Avg																																																																																																	
	<table border="1"> <thead> <tr> <th>Limit</th> <th>Read</th> <th>Ant</th> <th>Cable</th> <th>Preamp</th> <th>Apos</th> <th>TPos</th> <th>Remark</th> </tr> <tr> <th>Freq</th> <th>Level</th> <th>Line</th> <th>Margin</th> <th>Level</th> <th>Factor</th> <th>Loss</th> <th>Factor</th> </tr> <tr> <th>MHz</th> <th>dBuV/m</th> <th>dBuV/m</th> <th>dB</th> <th>dBuV</th> <th>dB/m</th> <th>dB</th> <th>dB</th> </tr> </thead> <tbody> <tr> <td>1</td> <td>10480.00</td> <td>47.85</td> <td>68.30</td> <td>-20.45</td> <td>60.52</td> <td>38.79</td> <td>12.15</td> <td>63.61</td> <td>---</td> <td>---</td> <td>Peak</td> </tr> <tr> <td>2</td> <td>15720.00</td> <td>47.44</td> <td>74.00</td> <td>-26.56</td> <td>55.95</td> <td>40.88</td> <td>14.66</td> <td>64.05</td> <td>---</td> <td>---</td> <td>Peak</td> </tr> </tbody> </table>	Limit	Read	Ant	Cable	Preamp	Apos	TPos	Remark	Freq	Level	Line	Margin	Level	Factor	Loss	Factor	MHz	dBuV/m	dBuV/m	dB	dBuV	dB/m	dB	dB	1	10480.00	47.85	68.30	-20.45	60.52	38.79	12.15	63.61	---	---	Peak	2	15720.00	47.44	74.00	-26.56	55.95	40.88	14.66	64.05	---	---	Peak	<table border="1"> <thead> <tr> <th>Limit</th> <th>Read</th> <th>Ant</th> <th>Cable</th> <th>Preamp</th> <th>Apos</th> <th>TPos</th> <th>Remark</th> </tr> <tr> <th>Freq</th> <th>Level</th> <th>Line</th> <th>Margin</th> <th>Level</th> <th>Factor</th> <th>Loss</th> <th>Factor</th> </tr> <tr> <th>MHz</th> <th>dBuV/m</th> <th>dBuV/m</th> <th>dB</th> <th>dBuV</th> <th>dB/m</th> <th>dB</th> <th>dB</th> </tr> </thead> <tbody> <tr> <td>1</td> <td>10480.00</td> <td>47.95</td> <td>68.30</td> <td>-20.35</td> <td>60.62</td> <td>38.79</td> <td>12.15</td> <td>63.61</td> <td>---</td> <td>---</td> <td>Peak</td> </tr> <tr> <td>2</td> <td>15720.00</td> <td>48.13</td> <td>74.00</td> <td>-25.87</td> <td>56.64</td> <td>40.88</td> <td>14.66</td> <td>64.05</td> <td>---</td> <td>---</td> <td>Peak</td> </tr> </tbody> </table>	Limit	Read	Ant	Cable	Preamp	Apos	TPos	Remark	Freq	Level	Line	Margin	Level	Factor	Loss	Factor	MHz	dBuV/m	dBuV/m	dB	dBuV	dB/m	dB	dB	1	10480.00	47.95	68.30	-20.35	60.62	38.79	12.15	63.61	---	---	Peak	2	15720.00	48.13	74.00	-25.87	56.64	40.88	14.66	64.05	---	---
Limit	Read	Ant	Cable	Preamp	Apos	TPos	Remark																																																																																										
Freq	Level	Line	Margin	Level	Factor	Loss	Factor																																																																																										
MHz	dBuV/m	dBuV/m	dB	dBuV	dB/m	dB	dB																																																																																										
1	10480.00	47.85	68.30	-20.45	60.52	38.79	12.15	63.61	---	---	Peak																																																																																						
2	15720.00	47.44	74.00	-26.56	55.95	40.88	14.66	64.05	---	---	Peak																																																																																						
Limit	Read	Ant	Cable	Preamp	Apos	TPos	Remark																																																																																										
Freq	Level	Line	Margin	Level	Factor	Loss	Factor																																																																																										
MHz	dBuV/m	dBuV/m	dB	dBuV	dB/m	dB	dB																																																																																										
1	10480.00	47.95	68.30	-20.35	60.62	38.79	12.15	63.61	---	---	Peak																																																																																						
2	15720.00	48.13	74.00	-25.87	56.64	40.88	14.66	64.05	---	---	Peak																																																																																						



Mode	4																																																																																	
	Band Edge																																																																																	
	U-NII-1_5.15-5.25_802.11n HT20_CH36_5180MHz																																																																																	
ANT	22																																																																																	
Pol.	Horizontal	Fundamental																																																																																
Peak	<p style="text-align: right;">Date: 2024-03-20</p> <table border="1"> <thead> <tr> <th>Limit</th> <th>Margin</th> <th>Read</th> <th>Ant</th> <th>Cable</th> <th>Preamp</th> <th>APos</th> <th>TPos</th> <th>Remark</th> </tr> <tr> <th>Freq</th> <th>Level</th> <th>Line</th> <th>(dB)</th> <th>Level</th> <th>Factor</th> <th>Loss</th> <th>Factor</th> <th></th> </tr> <tr> <th>MHz</th> <th>dBuV/m</th> <th>dBuV/m</th> <th>dB</th> <th>dBuV</th> <th>dB/m</th> <th>dB</th> <th>dB</th> <th>cm</th> <th>deg</th> </tr> </thead> <tbody> <tr> <td>1</td> <td>5146.52</td> <td>61.10</td> <td>74.00</td> <td>-12.90</td> <td>48.95</td> <td>36.11</td> <td>8.53</td> <td>32.49</td> <td>100</td> <td>288</td> <td>PEAK</td> </tr> </tbody> </table>	Limit	Margin	Read	Ant	Cable	Preamp	APos	TPos	Remark	Freq	Level	Line	(dB)	Level	Factor	Loss	Factor		MHz	dBuV/m	dBuV/m	dB	dBuV	dB/m	dB	dB	cm	deg	1	5146.52	61.10	74.00	-12.90	48.95	36.11	8.53	32.49	100	288	PEAK	<p style="text-align: right;">Date: 2024-03-20</p> <table border="1"> <thead> <tr> <th>Limit</th> <th>Margin</th> <th>Read</th> <th>Ant</th> <th>Cable</th> <th>Preamp</th> <th>APos</th> <th>TPos</th> <th>Remark</th> </tr> <tr> <th>Freq</th> <th>Level</th> <th>Line</th> <th>(dB)</th> <th>Level</th> <th>Factor</th> <th>Loss</th> <th>Factor</th> <th></th> </tr> <tr> <th>MHz</th> <th>dBuV/m</th> <th>dBuV/m</th> <th>dB</th> <th>dBuV</th> <th>dB/m</th> <th>dB</th> <th>dB</th> <th>cm</th> <th>deg</th> </tr> </thead> <tbody> <tr> <td>1</td> <td>5180.00</td> <td>105.83</td> <td>-----</td> <td>-----</td> <td>93.60</td> <td>36.09</td> <td>8.59</td> <td>32.45</td> <td>100</td> <td>288</td> <td>PEAK</td> </tr> </tbody> </table>	Limit	Margin	Read	Ant	Cable	Preamp	APos	TPos	Remark	Freq	Level	Line	(dB)	Level	Factor	Loss	Factor		MHz	dBuV/m	dBuV/m	dB	dBuV	dB/m	dB	dB	cm	deg	1	5180.00	105.83	-----	-----	93.60	36.09	8.59	32.45	100	288	PEAK
	Limit	Margin	Read	Ant	Cable	Preamp	APos	TPos	Remark																																																																									
Freq	Level	Line	(dB)	Level	Factor	Loss	Factor																																																																											
MHz	dBuV/m	dBuV/m	dB	dBuV	dB/m	dB	dB	cm	deg																																																																									
1	5146.52	61.10	74.00	-12.90	48.95	36.11	8.53	32.49	100	288	PEAK																																																																							
Limit	Margin	Read	Ant	Cable	Preamp	APos	TPos	Remark																																																																										
Freq	Level	Line	(dB)	Level	Factor	Loss	Factor																																																																											
MHz	dBuV/m	dBuV/m	dB	dBuV	dB/m	dB	dB	cm	deg																																																																									
1	5180.00	105.83	-----	-----	93.60	36.09	8.59	32.45	100	288	PEAK																																																																							
Avg	<p style="text-align: right;">Date: 2024-03-20</p> <table border="1"> <thead> <tr> <th>Limit</th> <th>Margin</th> <th>Read</th> <th>Ant</th> <th>Cable</th> <th>Preamp</th> <th>APos</th> <th>TPos</th> <th>Remark</th> </tr> <tr> <th>Freq</th> <th>Level</th> <th>Line</th> <th>(dB)</th> <th>Level</th> <th>Factor</th> <th>Loss</th> <th>Factor</th> <th></th> </tr> <tr> <th>MHz</th> <th>dBuV/m</th> <th>dBuV/m</th> <th>dB</th> <th>dBuV</th> <th>dB/m</th> <th>dB</th> <th>dB</th> <th>cm</th> <th>deg</th> </tr> </thead> <tbody> <tr> <td>1</td> <td>5148.68</td> <td>46.23</td> <td>54.00</td> <td>-7.77</td> <td>34.08</td> <td>36.11</td> <td>8.53</td> <td>32.49</td> <td>100</td> <td>288</td> <td>AVERAGE</td> </tr> </tbody> </table>	Limit	Margin	Read	Ant	Cable	Preamp	APos	TPos	Remark	Freq	Level	Line	(dB)	Level	Factor	Loss	Factor		MHz	dBuV/m	dBuV/m	dB	dBuV	dB/m	dB	dB	cm	deg	1	5148.68	46.23	54.00	-7.77	34.08	36.11	8.53	32.49	100	288	AVERAGE	<p style="text-align: right;">Date: 2024-03-20</p> <table border="1"> <thead> <tr> <th>Limit</th> <th>Margin</th> <th>Read</th> <th>Ant</th> <th>Cable</th> <th>Preamp</th> <th>APos</th> <th>TPos</th> <th>Remark</th> </tr> <tr> <th>Freq</th> <th>Level</th> <th>Line</th> <th>(dB)</th> <th>Level</th> <th>Factor</th> <th>Loss</th> <th>Factor</th> <th></th> </tr> <tr> <th>MHz</th> <th>dBuV/m</th> <th>dBuV/m</th> <th>dB</th> <th>dBuV</th> <th>dB/m</th> <th>dB</th> <th>dB</th> <th>cm</th> <th>deg</th> </tr> </thead> <tbody> <tr> <td>1</td> <td>5180.00</td> <td>99.75</td> <td>-----</td> <td>-----</td> <td>87.52</td> <td>36.09</td> <td>8.59</td> <td>32.45</td> <td>100</td> <td>288</td> <td>AVERAGE</td> </tr> </tbody> </table>	Limit	Margin	Read	Ant	Cable	Preamp	APos	TPos	Remark	Freq	Level	Line	(dB)	Level	Factor	Loss	Factor		MHz	dBuV/m	dBuV/m	dB	dBuV	dB/m	dB	dB	cm	deg	1	5180.00	99.75	-----	-----	87.52	36.09	8.59	32.45	100	288	AVERAGE
Limit	Margin	Read	Ant	Cable	Preamp	APos	TPos	Remark																																																																										
Freq	Level	Line	(dB)	Level	Factor	Loss	Factor																																																																											
MHz	dBuV/m	dBuV/m	dB	dBuV	dB/m	dB	dB	cm	deg																																																																									
1	5148.68	46.23	54.00	-7.77	34.08	36.11	8.53	32.49	100	288	AVERAGE																																																																							
Limit	Margin	Read	Ant	Cable	Preamp	APos	TPos	Remark																																																																										
Freq	Level	Line	(dB)	Level	Factor	Loss	Factor																																																																											
MHz	dBuV/m	dBuV/m	dB	dBuV	dB/m	dB	dB	cm	deg																																																																									
1	5180.00	99.75	-----	-----	87.52	36.09	8.59	32.45	100	288	AVERAGE																																																																							



Mode	4																																																																															
	Band Edge																																																																															
	U-NII-1_5.15-5.25_802.11n HT20_CH36_5180MHz																																																																															
ANT	22																																																																															
Pol.	Vertical	Fundamental																																																																														
Peak	 <p style="text-align: right;">Date: 2024-03-20</p> <table border="1"> <thead> <tr> <th>Limit</th> <th>Margin</th> <th>Read</th> <th>Ant</th> <th>Cable</th> <th>Preamp</th> <th>APos</th> <th>TPos</th> <th>Remark</th> </tr> <tr> <th>Freq</th> <th>Level</th> <th>Line</th> <th>(dB)</th> <th>Level</th> <th>Factor</th> <th>Loss</th> <th>Factor</th> <th></th> </tr> <tr> <th>MHz</th> <th>dBuV/m</th> <th>dBuV/m</th> <th>dB</th> <th>dB/m</th> <th>dB</th> <th>dB</th> <th>cm</th> <th>deg</th> </tr> </thead> <tbody> <tr> <td>1</td> <td>5143.82</td> <td>56.42</td> <td>74.00</td> <td>-17.58</td> <td>44.29</td> <td>36.11</td> <td>8.52</td> <td>32.50</td> <td>100</td> <td>258</td> <td>PEAK</td> </tr> </tbody> </table>	Limit	Margin	Read	Ant	Cable	Preamp	APos	TPos	Remark	Freq	Level	Line	(dB)	Level	Factor	Loss	Factor		MHz	dBuV/m	dBuV/m	dB	dB/m	dB	dB	cm	deg	1	5143.82	56.42	74.00	-17.58	44.29	36.11	8.52	32.50	100	258	PEAK	 <p style="text-align: right;">Date: 2024-03-20</p> <table border="1"> <thead> <tr> <th>Limit</th> <th>Margin</th> <th>Read</th> <th>Ant</th> <th>Cable</th> <th>Preamp</th> <th>APos</th> <th>TPos</th> <th>Remark</th> </tr> <tr> <th>Freq</th> <th>Level</th> <th>Line</th> <th>(dB)</th> <th>Level</th> <th>Factor</th> <th>Loss</th> <th>Factor</th> <th></th> </tr> <tr> <th>MHz</th> <th>dBuV/m</th> <th>dBuV/m</th> <th>dB</th> <th>dB/m</th> <th>dB</th> <th>dB</th> <th>cm</th> <th>deg</th> </tr> </thead> <tbody> <tr> <td>1</td> <td>5180.00</td> <td>101.05</td> <td>-----</td> <td>-----</td> <td>88.79</td> <td>36.09</td> <td>8.61</td> <td>32.44</td> <td>100</td> <td>258</td> <td>PEAK</td> </tr> </tbody> </table>	Limit	Margin	Read	Ant	Cable	Preamp	APos	TPos	Remark	Freq	Level	Line	(dB)	Level	Factor	Loss	Factor		MHz	dBuV/m	dBuV/m	dB	dB/m	dB	dB	cm	deg	1	5180.00	101.05	-----	-----	88.79	36.09	8.61	32.44	100	258	PEAK
	Limit	Margin	Read	Ant	Cable	Preamp	APos	TPos	Remark																																																																							
Freq	Level	Line	(dB)	Level	Factor	Loss	Factor																																																																									
MHz	dBuV/m	dBuV/m	dB	dB/m	dB	dB	cm	deg																																																																								
1	5143.82	56.42	74.00	-17.58	44.29	36.11	8.52	32.50	100	258	PEAK																																																																					
Limit	Margin	Read	Ant	Cable	Preamp	APos	TPos	Remark																																																																								
Freq	Level	Line	(dB)	Level	Factor	Loss	Factor																																																																									
MHz	dBuV/m	dBuV/m	dB	dB/m	dB	dB	cm	deg																																																																								
1	5180.00	101.05	-----	-----	88.79	36.09	8.61	32.44	100	258	PEAK																																																																					
Avg	 <p style="text-align: right;">Date: 2024-03-20</p> <table border="1"> <thead> <tr> <th>Limit</th> <th>Margin</th> <th>Read</th> <th>Ant</th> <th>Cable</th> <th>Preamp</th> <th>APos</th> <th>TPos</th> <th>Remark</th> </tr> <tr> <th>Freq</th> <th>Level</th> <th>Line</th> <th>(dB)</th> <th>Level</th> <th>Factor</th> <th>Loss</th> <th>Factor</th> <th></th> </tr> <tr> <th>MHz</th> <th>dBuV/m</th> <th>dBuV/m</th> <th>dB</th> <th>dB/m</th> <th>dB</th> <th>dB</th> <th>cm</th> <th>deg</th> </tr> </thead> <tbody> <tr> <td>1</td> <td>5146.52</td> <td>44.28</td> <td>54.00</td> <td>-9.72</td> <td>32.13</td> <td>36.11</td> <td>8.53</td> <td>32.49</td> <td>100</td> <td>258</td> <td>AVERAGE</td> </tr> </tbody> </table>	Limit	Margin	Read	Ant	Cable	Preamp	APos	TPos	Remark	Freq	Level	Line	(dB)	Level	Factor	Loss	Factor		MHz	dBuV/m	dBuV/m	dB	dB/m	dB	dB	cm	deg	1	5146.52	44.28	54.00	-9.72	32.13	36.11	8.53	32.49	100	258	AVERAGE	 <p style="text-align: right;">Date: 2024-03-20</p> <table border="1"> <thead> <tr> <th>Limit</th> <th>Margin</th> <th>Read</th> <th>Ant</th> <th>Cable</th> <th>Preamp</th> <th>APos</th> <th>TPos</th> <th>Remark</th> </tr> <tr> <th>Freq</th> <th>Level</th> <th>Line</th> <th>(dB)</th> <th>Level</th> <th>Factor</th> <th>Loss</th> <th>Factor</th> <th></th> </tr> <tr> <th>MHz</th> <th>dBuV/m</th> <th>dBuV/m</th> <th>dB</th> <th>dB/m</th> <th>dB</th> <th>dB</th> <th>cm</th> <th>deg</th> </tr> </thead> <tbody> <tr> <td>1</td> <td>5180.00</td> <td>94.44</td> <td>-----</td> <td>-----</td> <td>82.21</td> <td>36.09</td> <td>8.59</td> <td>32.45</td> <td>100</td> <td>258</td> <td>AVERAGE</td> </tr> </tbody> </table>	Limit	Margin	Read	Ant	Cable	Preamp	APos	TPos	Remark	Freq	Level	Line	(dB)	Level	Factor	Loss	Factor		MHz	dBuV/m	dBuV/m	dB	dB/m	dB	dB	cm	deg	1	5180.00	94.44	-----	-----	82.21	36.09	8.59	32.45	100	258	AVERAGE
Limit	Margin	Read	Ant	Cable	Preamp	APos	TPos	Remark																																																																								
Freq	Level	Line	(dB)	Level	Factor	Loss	Factor																																																																									
MHz	dBuV/m	dBuV/m	dB	dB/m	dB	dB	cm	deg																																																																								
1	5146.52	44.28	54.00	-9.72	32.13	36.11	8.53	32.49	100	258	AVERAGE																																																																					
Limit	Margin	Read	Ant	Cable	Preamp	APos	TPos	Remark																																																																								
Freq	Level	Line	(dB)	Level	Factor	Loss	Factor																																																																									
MHz	dBuV/m	dBuV/m	dB	dB/m	dB	dB	cm	deg																																																																								
1	5180.00	94.44	-----	-----	82.21	36.09	8.59	32.45	100	258	AVERAGE																																																																					



Mode	4																																																																																																					
	Harmonic																																																																																																					
	U-NII-1_5.15-5.25_802.11n HT20_CH36_5180MHz																																																																																																					
ANT	22																																																																																																					
Pol.	Horizontal	Vertical																																																																																																				
Peak Avg	<table border="1"> <thead> <tr> <th>Limit</th> <th>Read</th> <th>Ant</th> <th>Cable</th> <th>Preamp</th> <th>Apos</th> <th>TPos</th> <th>Remark</th> </tr> <tr> <th>Freq</th> <th>Level</th> <th>Line</th> <th>Margin</th> <th>Level</th> <th>Factor</th> <th>Loss</th> <th>Factor</th> </tr> <tr> <th>MHz</th> <th>dBuV/m</th> <th>dBuV/m</th> <th>dB</th> <th>dBuV</th> <th>dB/m</th> <th>dB</th> <th>dB</th> <th>cm</th> <th>deg</th> </tr> </thead> <tbody> <tr> <td>1</td> <td>10360.00</td> <td>47.41</td> <td>68.30</td> <td>-20.89</td> <td>60.27</td> <td>38.74</td> <td>12.06</td> <td>63.66</td> <td>---</td> <td>---</td> <td>Peak</td> </tr> <tr> <td>2</td> <td>15540.00</td> <td>48.96</td> <td>74.00</td> <td>-25.04</td> <td>57.64</td> <td>40.73</td> <td>14.58</td> <td>63.99</td> <td>---</td> <td>---</td> <td>Peak</td> </tr> </tbody> </table>	Limit	Read	Ant	Cable	Preamp	Apos	TPos	Remark	Freq	Level	Line	Margin	Level	Factor	Loss	Factor	MHz	dBuV/m	dBuV/m	dB	dBuV	dB/m	dB	dB	cm	deg	1	10360.00	47.41	68.30	-20.89	60.27	38.74	12.06	63.66	---	---	Peak	2	15540.00	48.96	74.00	-25.04	57.64	40.73	14.58	63.99	---	---	Peak	<table border="1"> <thead> <tr> <th>Limit</th> <th>Read</th> <th>Ant</th> <th>Cable</th> <th>Preamp</th> <th>Apos</th> <th>TPos</th> <th>Remark</th> </tr> <tr> <th>Freq</th> <th>Level</th> <th>Line</th> <th>Margin</th> <th>Level</th> <th>Factor</th> <th>Loss</th> <th>Factor</th> </tr> <tr> <th>MHz</th> <th>dBuV/m</th> <th>dBuV/m</th> <th>dB</th> <th>dBuV</th> <th>dB/m</th> <th>dB</th> <th>dB</th> <th>cm</th> <th>deg</th> </tr> </thead> <tbody> <tr> <td>1</td> <td>10360.00</td> <td>47.28</td> <td>68.30</td> <td>-21.02</td> <td>60.14</td> <td>38.74</td> <td>12.06</td> <td>63.66</td> <td>---</td> <td>---</td> <td>Peak</td> </tr> <tr> <td>2</td> <td>15540.00</td> <td>49.21</td> <td>74.00</td> <td>-24.79</td> <td>57.89</td> <td>40.73</td> <td>14.58</td> <td>63.99</td> <td>---</td> <td>---</td> <td>Peak</td> </tr> </tbody> </table>	Limit	Read	Ant	Cable	Preamp	Apos	TPos	Remark	Freq	Level	Line	Margin	Level	Factor	Loss	Factor	MHz	dBuV/m	dBuV/m	dB	dBuV	dB/m	dB	dB	cm	deg	1	10360.00	47.28	68.30	-21.02	60.14	38.74	12.06	63.66	---	---	Peak	2	15540.00	49.21	74.00	-24.79	57.89	40.73	14.58	63.99	---	---	Peak
	Limit	Read	Ant	Cable	Preamp	Apos	TPos	Remark																																																																																														
Freq	Level	Line	Margin	Level	Factor	Loss	Factor																																																																																															
MHz	dBuV/m	dBuV/m	dB	dBuV	dB/m	dB	dB	cm	deg																																																																																													
1	10360.00	47.41	68.30	-20.89	60.27	38.74	12.06	63.66	---	---	Peak																																																																																											
2	15540.00	48.96	74.00	-25.04	57.64	40.73	14.58	63.99	---	---	Peak																																																																																											
Limit	Read	Ant	Cable	Preamp	Apos	TPos	Remark																																																																																															
Freq	Level	Line	Margin	Level	Factor	Loss	Factor																																																																																															
MHz	dBuV/m	dBuV/m	dB	dBuV	dB/m	dB	dB	cm	deg																																																																																													
1	10360.00	47.28	68.30	-21.02	60.14	38.74	12.06	63.66	---	---	Peak																																																																																											
2	15540.00	49.21	74.00	-24.79	57.89	40.73	14.58	63.99	---	---	Peak																																																																																											



Mode	5																																																																																																	
	Harmonic																																																																																																	
	U-NII-1_5.15-5.25_802.11n HT20_CH44_5220MHz																																																																																																	
ANT	22																																																																																																	
Pol.	Horizontal	Vertical																																																																																																
Peak Avg	<table border="1"> <thead> <tr> <th>Limit</th> <th>Read</th> <th>Ant</th> <th>Cable</th> <th>Preamp</th> <th>Apos</th> <th>TPos</th> <th>Remark</th> </tr> <tr> <th>Freq</th> <th>Level</th> <th>Line</th> <th>Margin</th> <th>Level</th> <th>Factor</th> <th>Loss</th> <th>Factor</th> </tr> <tr> <th>MHz</th> <th>dBuV/m</th> <th>dBuV/m</th> <th>dB</th> <th>dBuV</th> <th>dB/m</th> <th>dB</th> <th>dB</th> </tr> </thead> <tbody> <tr> <td>1</td> <td>10440.00</td> <td>48.67</td> <td>68.30</td> <td>-19.63</td> <td>61.40</td> <td>38.78</td> <td>12.12</td> <td>63.63</td> <td>---</td> <td>---</td> <td>Peak</td> </tr> <tr> <td>2</td> <td>15660.00</td> <td>49.75</td> <td>74.00</td> <td>-24.25</td> <td>58.31</td> <td>40.83</td> <td>14.64</td> <td>64.03</td> <td>---</td> <td>---</td> <td>Peak</td> </tr> </tbody> </table>	Limit	Read	Ant	Cable	Preamp	Apos	TPos	Remark	Freq	Level	Line	Margin	Level	Factor	Loss	Factor	MHz	dBuV/m	dBuV/m	dB	dBuV	dB/m	dB	dB	1	10440.00	48.67	68.30	-19.63	61.40	38.78	12.12	63.63	---	---	Peak	2	15660.00	49.75	74.00	-24.25	58.31	40.83	14.64	64.03	---	---	Peak	<table border="1"> <thead> <tr> <th>Limit</th> <th>Read</th> <th>Ant</th> <th>Cable</th> <th>Preamp</th> <th>Apos</th> <th>TPos</th> <th>Remark</th> </tr> <tr> <th>Freq</th> <th>Level</th> <th>Line</th> <th>Margin</th> <th>Level</th> <th>Factor</th> <th>Loss</th> <th>Factor</th> </tr> <tr> <th>MHz</th> <th>dBuV/m</th> <th>dBuV/m</th> <th>dB</th> <th>dBuV</th> <th>dB/m</th> <th>dB</th> <th>dB</th> </tr> </thead> <tbody> <tr> <td>1</td> <td>10440.00</td> <td>49.06</td> <td>68.30</td> <td>-19.24</td> <td>61.79</td> <td>38.78</td> <td>12.12</td> <td>63.63</td> <td>---</td> <td>---</td> <td>Peak</td> </tr> <tr> <td>2</td> <td>15660.00</td> <td>49.05</td> <td>74.00</td> <td>-24.95</td> <td>57.61</td> <td>40.83</td> <td>14.64</td> <td>64.03</td> <td>---</td> <td>---</td> <td>Peak</td> </tr> </tbody> </table>	Limit	Read	Ant	Cable	Preamp	Apos	TPos	Remark	Freq	Level	Line	Margin	Level	Factor	Loss	Factor	MHz	dBuV/m	dBuV/m	dB	dBuV	dB/m	dB	dB	1	10440.00	49.06	68.30	-19.24	61.79	38.78	12.12	63.63	---	---	Peak	2	15660.00	49.05	74.00	-24.95	57.61	40.83	14.64	64.03	---	---	Peak
	Limit	Read	Ant	Cable	Preamp	Apos	TPos	Remark																																																																																										
Freq	Level	Line	Margin	Level	Factor	Loss	Factor																																																																																											
MHz	dBuV/m	dBuV/m	dB	dBuV	dB/m	dB	dB																																																																																											
1	10440.00	48.67	68.30	-19.63	61.40	38.78	12.12	63.63	---	---	Peak																																																																																							
2	15660.00	49.75	74.00	-24.25	58.31	40.83	14.64	64.03	---	---	Peak																																																																																							
Limit	Read	Ant	Cable	Preamp	Apos	TPos	Remark																																																																																											
Freq	Level	Line	Margin	Level	Factor	Loss	Factor																																																																																											
MHz	dBuV/m	dBuV/m	dB	dBuV	dB/m	dB	dB																																																																																											
1	10440.00	49.06	68.30	-19.24	61.79	38.78	12.12	63.63	---	---	Peak																																																																																							
2	15660.00	49.05	74.00	-24.95	57.61	40.83	14.64	64.03	---	---	Peak																																																																																							



Mode	6																																																																																																
	Harmonic																																																																																																
	U-NII-1_5.15-5.25_802.11n HT20_CH48_5240MHz																																																																																																
ANT	22																																																																																																
Pol.	Horizontal	Vertical																																																																																															
Peak Avg																																																																																																	
	<table border="1"> <thead> <tr> <th>Limit</th> <th>Read</th> <th>Ant</th> <th>Cable</th> <th>Preamp</th> <th>Apos</th> <th>TPos</th> <th>Remark</th> </tr> <tr> <th>Freq</th> <th>Level</th> <th>Line</th> <th>Margin</th> <th>Level</th> <th>Factor</th> <th>Loss</th> <th>Factor</th> </tr> <tr> <th>MHz</th> <th>dBuV/m</th> <th>dBuV/m</th> <th>dB</th> <th>dBuV</th> <th>dB/m</th> <th>dB</th> <th>dB</th> </tr> </thead> <tbody> <tr> <td>1</td> <td>10480.00</td> <td>47.90</td> <td>68.30</td> <td>-20.40</td> <td>60.57</td> <td>38.79</td> <td>12.15</td> <td>63.61</td> <td>---</td> <td>---</td> <td>Peak</td> </tr> <tr> <td>2</td> <td>15720.00</td> <td>48.91</td> <td>74.00</td> <td>-25.09</td> <td>57.42</td> <td>40.88</td> <td>14.66</td> <td>64.05</td> <td>---</td> <td>---</td> <td>Peak</td> </tr> </tbody> </table>	Limit	Read	Ant	Cable	Preamp	Apos	TPos	Remark	Freq	Level	Line	Margin	Level	Factor	Loss	Factor	MHz	dBuV/m	dBuV/m	dB	dBuV	dB/m	dB	dB	1	10480.00	47.90	68.30	-20.40	60.57	38.79	12.15	63.61	---	---	Peak	2	15720.00	48.91	74.00	-25.09	57.42	40.88	14.66	64.05	---	---	Peak	<table border="1"> <thead> <tr> <th>Limit</th> <th>Read</th> <th>Ant</th> <th>Cable</th> <th>Preamp</th> <th>Apos</th> <th>TPos</th> <th>Remark</th> </tr> <tr> <th>Freq</th> <th>Level</th> <th>Line</th> <th>Margin</th> <th>Level</th> <th>Factor</th> <th>Loss</th> <th>Factor</th> </tr> <tr> <th>MHz</th> <th>dBuV/m</th> <th>dBuV/m</th> <th>dB</th> <th>dBuV</th> <th>dB/m</th> <th>dB</th> <th>dB</th> </tr> </thead> <tbody> <tr> <td>1</td> <td>10480.00</td> <td>47.15</td> <td>68.30</td> <td>-21.15</td> <td>59.82</td> <td>38.79</td> <td>12.15</td> <td>63.61</td> <td>---</td> <td>---</td> <td>Peak</td> </tr> <tr> <td>2</td> <td>15720.00</td> <td>48.26</td> <td>74.00</td> <td>-25.74</td> <td>56.77</td> <td>40.88</td> <td>14.66</td> <td>64.05</td> <td>---</td> <td>---</td> <td>Peak</td> </tr> </tbody> </table>	Limit	Read	Ant	Cable	Preamp	Apos	TPos	Remark	Freq	Level	Line	Margin	Level	Factor	Loss	Factor	MHz	dBuV/m	dBuV/m	dB	dBuV	dB/m	dB	dB	1	10480.00	47.15	68.30	-21.15	59.82	38.79	12.15	63.61	---	---	Peak	2	15720.00	48.26	74.00	-25.74	56.77	40.88	14.66	64.05	---	---
Limit	Read	Ant	Cable	Preamp	Apos	TPos	Remark																																																																																										
Freq	Level	Line	Margin	Level	Factor	Loss	Factor																																																																																										
MHz	dBuV/m	dBuV/m	dB	dBuV	dB/m	dB	dB																																																																																										
1	10480.00	47.90	68.30	-20.40	60.57	38.79	12.15	63.61	---	---	Peak																																																																																						
2	15720.00	48.91	74.00	-25.09	57.42	40.88	14.66	64.05	---	---	Peak																																																																																						
Limit	Read	Ant	Cable	Preamp	Apos	TPos	Remark																																																																																										
Freq	Level	Line	Margin	Level	Factor	Loss	Factor																																																																																										
MHz	dBuV/m	dBuV/m	dB	dBuV	dB/m	dB	dB																																																																																										
1	10480.00	47.15	68.30	-21.15	59.82	38.79	12.15	63.61	---	---	Peak																																																																																						
2	15720.00	48.26	74.00	-25.74	56.77	40.88	14.66	64.05	---	---	Peak																																																																																						



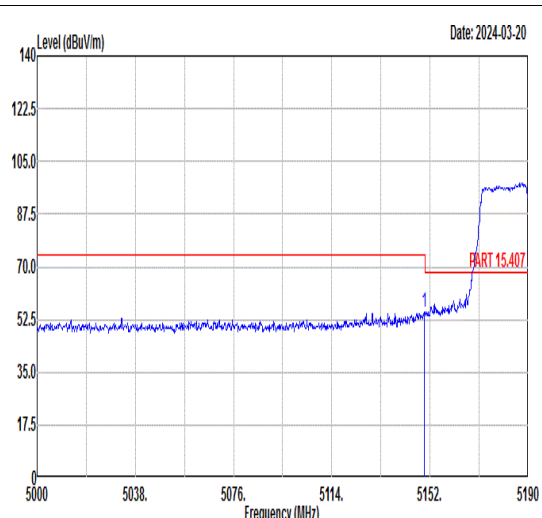
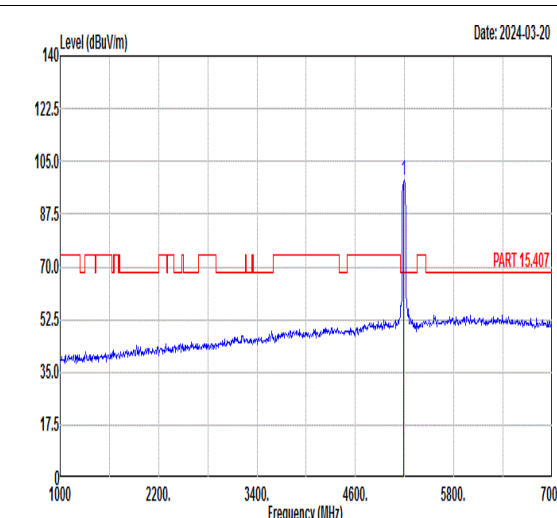
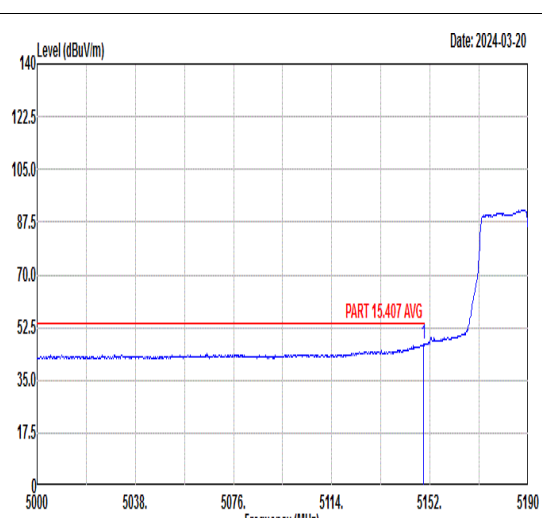
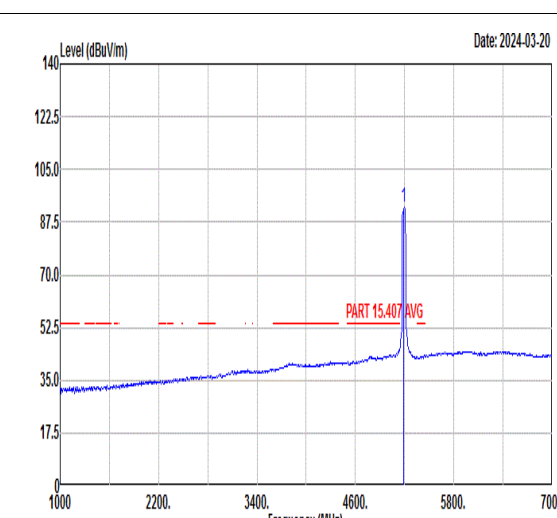


Mode	7																																																																													
	Band Edge - L																																																																													
	U-NII-1_5.15-5.25_802.11n HT40_CH38_5190MHz																																																																													
ANT	22																																																																													
Pol.	Horizontal	Fundamental																																																																												
Peak	<table border="1"> <thead> <tr> <th>Limit</th> <th>Margin</th> <th>Read</th> <th>Ant</th> <th>Cable</th> <th>Preamp</th> <th>APos</th> <th>TPos</th> <th>Remark</th> </tr> <tr> <th>Freq</th> <th>Level</th> <th>Line</th> <th>Level</th> <th>Factor</th> <th>Loss Factor</th> <th></th> <th></th> <th></th> </tr> <tr> <th>MHz</th> <th>dBuV/m</th> <th>dBuV/m</th> <th>dBuV</th> <th>dB/m</th> <th>dB</th> <th>dB</th> <th>cm</th> <th>deg</th> </tr> </thead> <tbody> <tr> <td>1</td> <td>5148.39</td> <td>60.29</td> <td>74.00</td> <td>-13.71</td> <td>48.14</td> <td>36.11</td> <td>8.53</td> <td>32.49</td> <td>106</td> <td>54 PEAK</td> </tr> </tbody> </table>	Limit	Margin	Read	Ant	Cable	Preamp	APos	TPos	Remark	Freq	Level	Line	Level	Factor	Loss Factor				MHz	dBuV/m	dBuV/m	dBuV	dB/m	dB	dB	cm	deg	1	5148.39	60.29	74.00	-13.71	48.14	36.11	8.53	32.49	106	54 PEAK	<table border="1"> <thead> <tr> <th>Limit</th> <th>Margin</th> <th>Read</th> <th>Ant</th> <th>Cable</th> <th>Preamp</th> <th>APos</th> <th>TPos</th> <th>Remark</th> </tr> <tr> <th>Freq</th> <th>Level</th> <th>Line</th> <th>Level</th> <th>Factor</th> <th>Loss Factor</th> <th></th> <th></th> <th></th> </tr> <tr> <th>MHz</th> <th>dBuV/m</th> <th>dBuV/m</th> <th>dBuV</th> <th>dB/m</th> <th>dB</th> <th>dB</th> <th>cm</th> <th>deg</th> </tr> </thead> <tbody> <tr> <td>1</td> <td>5190.00</td> <td>103.64</td> <td>-----</td> <td>-----</td> <td>91.37</td> <td>36.08</td> <td>8.62</td> <td>32.43</td> <td>106</td> <td>54 PEAK</td> </tr> </tbody> </table>	Limit	Margin	Read	Ant	Cable	Preamp	APos	TPos	Remark	Freq	Level	Line	Level	Factor	Loss Factor				MHz	dBuV/m	dBuV/m	dBuV	dB/m	dB	dB	cm	deg	1	5190.00	103.64	-----	-----	91.37	36.08	8.62	32.43	106	54 PEAK
	Limit	Margin	Read	Ant	Cable	Preamp	APos	TPos	Remark																																																																					
Freq	Level	Line	Level	Factor	Loss Factor																																																																									
MHz	dBuV/m	dBuV/m	dBuV	dB/m	dB	dB	cm	deg																																																																						
1	5148.39	60.29	74.00	-13.71	48.14	36.11	8.53	32.49	106	54 PEAK																																																																				
Limit	Margin	Read	Ant	Cable	Preamp	APos	TPos	Remark																																																																						
Freq	Level	Line	Level	Factor	Loss Factor																																																																									
MHz	dBuV/m	dBuV/m	dBuV	dB/m	dB	dB	cm	deg																																																																						
1	5190.00	103.64	-----	-----	91.37	36.08	8.62	32.43	106	54 PEAK																																																																				
Avg	<table border="1"> <thead> <tr> <th>Limit</th> <th>Margin</th> <th>Read</th> <th>Ant</th> <th>Cable</th> <th>Preamp</th> <th>APos</th> <th>TPos</th> <th>Remark</th> </tr> <tr> <th>Freq</th> <th>Level</th> <th>Line</th> <th>Level</th> <th>Factor</th> <th>Loss Factor</th> <th></th> <th></th> <th></th> </tr> <tr> <th>MHz</th> <th>dBuV/m</th> <th>dBuV/m</th> <th>dBuV</th> <th>dB/m</th> <th>dB</th> <th>dB</th> <th>cm</th> <th>deg</th> </tr> </thead> <tbody> <tr> <td>1</td> <td>5149.53</td> <td>51.68</td> <td>54.00</td> <td>-2.32</td> <td>39.53</td> <td>36.11</td> <td>8.53</td> <td>32.49</td> <td>106</td> <td>54 AVERAGE</td> </tr> </tbody> </table>	Limit	Margin	Read	Ant	Cable	Preamp	APos	TPos	Remark	Freq	Level	Line	Level	Factor	Loss Factor				MHz	dBuV/m	dBuV/m	dBuV	dB/m	dB	dB	cm	deg	1	5149.53	51.68	54.00	-2.32	39.53	36.11	8.53	32.49	106	54 AVERAGE	<table border="1"> <thead> <tr> <th>Limit</th> <th>Margin</th> <th>Read</th> <th>Ant</th> <th>Cable</th> <th>Preamp</th> <th>APos</th> <th>TPos</th> <th>Remark</th> </tr> <tr> <th>Freq</th> <th>Level</th> <th>Line</th> <th>Level</th> <th>Factor</th> <th>Loss Factor</th> <th></th> <th></th> <th></th> </tr> <tr> <th>MHz</th> <th>dBuV/m</th> <th>dBuV/m</th> <th>dBuV</th> <th>dB/m</th> <th>dB</th> <th>dB</th> <th>cm</th> <th>deg</th> </tr> </thead> <tbody> <tr> <td>1</td> <td>5190.00</td> <td>97.07</td> <td>-----</td> <td>-----</td> <td>84.80</td> <td>36.08</td> <td>8.62</td> <td>32.43</td> <td>106</td> <td>54 AVERAGE</td> </tr> </tbody> </table>	Limit	Margin	Read	Ant	Cable	Preamp	APos	TPos	Remark	Freq	Level	Line	Level	Factor	Loss Factor				MHz	dBuV/m	dBuV/m	dBuV	dB/m	dB	dB	cm	deg	1	5190.00	97.07	-----	-----	84.80	36.08	8.62	32.43	106	54 AVERAGE
Limit	Margin	Read	Ant	Cable	Preamp	APos	TPos	Remark																																																																						
Freq	Level	Line	Level	Factor	Loss Factor																																																																									
MHz	dBuV/m	dBuV/m	dBuV	dB/m	dB	dB	cm	deg																																																																						
1	5149.53	51.68	54.00	-2.32	39.53	36.11	8.53	32.49	106	54 AVERAGE																																																																				
Limit	Margin	Read	Ant	Cable	Preamp	APos	TPos	Remark																																																																						
Freq	Level	Line	Level	Factor	Loss Factor																																																																									
MHz	dBuV/m	dBuV/m	dBuV	dB/m	dB	dB	cm	deg																																																																						
1	5190.00	97.07	-----	-----	84.80	36.08	8.62	32.43	106	54 AVERAGE																																																																				



Mode	7																																							
	Band Edge - R																																							
	U-NII-1_5.15-5.25_802.11n HT40_CH38_5190MHz																																							
ANT	22																																							
Pol.	Horizontal	Fundamental																																						
Peak	<p>Date: 2024-03-20</p> <table border="1"> <thead> <tr> <th>Limit</th> <th>Margin</th> <th>Read</th> <th>Ant</th> <th>Cable</th> <th>Preamp</th> <th>APos</th> <th>TPos</th> <th>Remark</th> </tr> <tr> <th>Freq</th> <th>Level</th> <th>Line</th> <th>(dB)</th> <th>Level</th> <th>Factor</th> <th>Loss</th> <th>Factor</th> <th></th> </tr> <tr> <th>MHz</th> <th>dBuV/m</th> <th>dBuV/m</th> <th>dB</th> <th>dBuV</th> <th>dB/m</th> <th>dB</th> <th>dB</th> <th>cm</th> <th>deg</th> </tr> </thead> <tbody> <tr> <td>1 5435.70</td> <td>52.19</td> <td>74.00</td> <td>-21.81</td> <td>38.67</td> <td>35.94</td> <td>9.67</td> <td>32.09</td> <td>106</td> <td>54 PEAK</td> </tr> </tbody> </table>	Limit	Margin	Read	Ant	Cable	Preamp	APos	TPos	Remark	Freq	Level	Line	(dB)	Level	Factor	Loss	Factor		MHz	dBuV/m	dBuV/m	dB	dBuV	dB/m	dB	dB	cm	deg	1 5435.70	52.19	74.00	-21.81	38.67	35.94	9.67	32.09	106	54 PEAK	Blank
Limit	Margin	Read	Ant	Cable	Preamp	APos	TPos	Remark																																
Freq	Level	Line	(dB)	Level	Factor	Loss	Factor																																	
MHz	dBuV/m	dBuV/m	dB	dBuV	dB/m	dB	dB	cm	deg																															
1 5435.70	52.19	74.00	-21.81	38.67	35.94	9.67	32.09	106	54 PEAK																															
Avg	<p>Date: 2024-03-20</p> <table border="1"> <thead> <tr> <th>Limit</th> <th>Margin</th> <th>Read</th> <th>Ant</th> <th>Cable</th> <th>Preamp</th> <th>APos</th> <th>TPos</th> <th>Remark</th> </tr> <tr> <th>Freq</th> <th>Level</th> <th>Line</th> <th>(dB)</th> <th>Level</th> <th>Factor</th> <th>Loss</th> <th>Factor</th> <th></th> </tr> <tr> <th>MHz</th> <th>dBuV/m</th> <th>dBuV/m</th> <th>dB</th> <th>dBuV</th> <th>dB/m</th> <th>dB</th> <th>dB</th> <th>cm</th> <th>deg</th> </tr> </thead> <tbody> <tr> <td>1 5420.04</td> <td>43.57</td> <td>54.00</td> <td>-10.43</td> <td>30.06</td> <td>35.95</td> <td>9.67</td> <td>32.11</td> <td>106</td> <td>54 AVERAGE</td> </tr> </tbody> </table>	Limit	Margin	Read	Ant	Cable	Preamp	APos	TPos	Remark	Freq	Level	Line	(dB)	Level	Factor	Loss	Factor		MHz	dBuV/m	dBuV/m	dB	dBuV	dB/m	dB	dB	cm	deg	1 5420.04	43.57	54.00	-10.43	30.06	35.95	9.67	32.11	106	54 AVERAGE	Blank
Limit	Margin	Read	Ant	Cable	Preamp	APos	TPos	Remark																																
Freq	Level	Line	(dB)	Level	Factor	Loss	Factor																																	
MHz	dBuV/m	dBuV/m	dB	dBuV	dB/m	dB	dB	cm	deg																															
1 5420.04	43.57	54.00	-10.43	30.06	35.95	9.67	32.11	106	54 AVERAGE																															



Mode	7																																																																															
	Band Edge - L																																																																															
	U-NII-1_5.15-5.25_802.11n HT40_CH38_5190MHz																																																																															
ANT	22																																																																															
Pol.	Vertical	Fundamental																																																																														
Peak	 <p>Date: 2024-03-20</p> <table border="1"> <thead> <tr> <th>Limit</th> <th>Margin</th> <th>Read</th> <th>Ant</th> <th>Cable</th> <th>Preamp</th> <th>APos</th> <th>TPos</th> <th>Remark</th> </tr> <tr> <th>Freq</th> <th>Level</th> <th>Line</th> <th>(dB)</th> <th>Level</th> <th>Factor</th> <th>Loss</th> <th>Factor</th> <th></th> </tr> <tr> <th>MHz</th> <th>dBuV/m</th> <th>dBuV/m</th> <th>dB</th> <th>dBuV</th> <th>dB/m</th> <th>dB</th> <th>dB</th> <th>cm</th> <th>deg</th> </tr> </thead> <tbody> <tr> <td>1</td> <td>5149.91</td> <td>54.68</td> <td>74.00</td> <td>-19.32</td> <td>42.52</td> <td>36.11</td> <td>8.54</td> <td>32.49</td> <td>100</td> <td>217 PEAK</td> </tr> </tbody> </table>	Limit	Margin	Read	Ant	Cable	Preamp	APos	TPos	Remark	Freq	Level	Line	(dB)	Level	Factor	Loss	Factor		MHz	dBuV/m	dBuV/m	dB	dBuV	dB/m	dB	dB	cm	deg	1	5149.91	54.68	74.00	-19.32	42.52	36.11	8.54	32.49	100	217 PEAK	 <p>Date: 2024-03-20</p> <table border="1"> <thead> <tr> <th>Limit</th> <th>Margin</th> <th>Read</th> <th>Ant</th> <th>Cable</th> <th>Preamp</th> <th>APos</th> <th>TPos</th> <th>Remark</th> </tr> <tr> <th>Freq</th> <th>Level</th> <th>Line</th> <th>(dB)</th> <th>Level</th> <th>Factor</th> <th>Loss</th> <th>Factor</th> <th></th> </tr> <tr> <th>MHz</th> <th>dBuV/m</th> <th>dBuV/m</th> <th>dB</th> <th>dBuV</th> <th>dB/m</th> <th>dB</th> <th>dB</th> <th>cm</th> <th>deg</th> </tr> </thead> <tbody> <tr> <td>1</td> <td>5190.00</td> <td>98.71</td> <td>-----</td> <td>-----</td> <td>86.42</td> <td>36.08</td> <td>8.63</td> <td>32.42</td> <td>100</td> <td>217 PEAK</td> </tr> </tbody> </table>	Limit	Margin	Read	Ant	Cable	Preamp	APos	TPos	Remark	Freq	Level	Line	(dB)	Level	Factor	Loss	Factor		MHz	dBuV/m	dBuV/m	dB	dBuV	dB/m	dB	dB	cm	deg	1	5190.00	98.71	-----	-----	86.42	36.08	8.63	32.42	100	217 PEAK
	Limit	Margin	Read	Ant	Cable	Preamp	APos	TPos	Remark																																																																							
Freq	Level	Line	(dB)	Level	Factor	Loss	Factor																																																																									
MHz	dBuV/m	dBuV/m	dB	dBuV	dB/m	dB	dB	cm	deg																																																																							
1	5149.91	54.68	74.00	-19.32	42.52	36.11	8.54	32.49	100	217 PEAK																																																																						
Limit	Margin	Read	Ant	Cable	Preamp	APos	TPos	Remark																																																																								
Freq	Level	Line	(dB)	Level	Factor	Loss	Factor																																																																									
MHz	dBuV/m	dBuV/m	dB	dBuV	dB/m	dB	dB	cm	deg																																																																							
1	5190.00	98.71	-----	-----	86.42	36.08	8.63	32.42	100	217 PEAK																																																																						
Avg	 <p>Date: 2024-03-20</p> <table border="1"> <thead> <tr> <th>Limit</th> <th>Margin</th> <th>Read</th> <th>Ant</th> <th>Cable</th> <th>Preamp</th> <th>APos</th> <th>TPos</th> <th>Remark</th> </tr> <tr> <th>Freq</th> <th>Level</th> <th>Line</th> <th>(dB)</th> <th>Level</th> <th>Factor</th> <th>Loss</th> <th>Factor</th> <th></th> </tr> <tr> <th>MHz</th> <th>dBuV/m</th> <th>dBuV/m</th> <th>dB</th> <th>dBuV</th> <th>dB/m</th> <th>dB</th> <th>dB</th> <th>cm</th> <th>deg</th> </tr> </thead> <tbody> <tr> <td>1</td> <td>5149.53</td> <td>46.99</td> <td>54.00</td> <td>-7.01</td> <td>34.84</td> <td>36.11</td> <td>8.53</td> <td>32.49</td> <td>100</td> <td>217 AVERAGE</td> </tr> </tbody> </table>	Limit	Margin	Read	Ant	Cable	Preamp	APos	TPos	Remark	Freq	Level	Line	(dB)	Level	Factor	Loss	Factor		MHz	dBuV/m	dBuV/m	dB	dBuV	dB/m	dB	dB	cm	deg	1	5149.53	46.99	54.00	-7.01	34.84	36.11	8.53	32.49	100	217 AVERAGE	 <p>Date: 2024-03-20</p> <table border="1"> <thead> <tr> <th>Limit</th> <th>Margin</th> <th>Read</th> <th>Ant</th> <th>Cable</th> <th>Preamp</th> <th>APos</th> <th>TPos</th> <th>Remark</th> </tr> <tr> <th>Freq</th> <th>Level</th> <th>Line</th> <th>(dB)</th> <th>Level</th> <th>Factor</th> <th>Loss</th> <th>Factor</th> <th></th> </tr> <tr> <th>MHz</th> <th>dBuV/m</th> <th>dBuV/m</th> <th>dB</th> <th>dBuV</th> <th>dB/m</th> <th>dB</th> <th>dB</th> <th>cm</th> <th>deg</th> </tr> </thead> <tbody> <tr> <td>1</td> <td>5190.00</td> <td>92.24</td> <td>-----</td> <td>-----</td> <td>79.95</td> <td>36.08</td> <td>8.63</td> <td>32.42</td> <td>100</td> <td>217 AVERAGE</td> </tr> </tbody> </table>	Limit	Margin	Read	Ant	Cable	Preamp	APos	TPos	Remark	Freq	Level	Line	(dB)	Level	Factor	Loss	Factor		MHz	dBuV/m	dBuV/m	dB	dBuV	dB/m	dB	dB	cm	deg	1	5190.00	92.24	-----	-----	79.95	36.08	8.63	32.42	100	217 AVERAGE
Limit	Margin	Read	Ant	Cable	Preamp	APos	TPos	Remark																																																																								
Freq	Level	Line	(dB)	Level	Factor	Loss	Factor																																																																									
MHz	dBuV/m	dBuV/m	dB	dBuV	dB/m	dB	dB	cm	deg																																																																							
1	5149.53	46.99	54.00	-7.01	34.84	36.11	8.53	32.49	100	217 AVERAGE																																																																						
Limit	Margin	Read	Ant	Cable	Preamp	APos	TPos	Remark																																																																								
Freq	Level	Line	(dB)	Level	Factor	Loss	Factor																																																																									
MHz	dBuV/m	dBuV/m	dB	dBuV	dB/m	dB	dB	cm	deg																																																																							
1	5190.00	92.24	-----	-----	79.95	36.08	8.63	32.42	100	217 AVERAGE																																																																						



Mode	7																																					
	Band Edge - R																																					
	U-NII-1_5.15-5.25_802.11n HT40_CH38_5190MHz																																					
ANT	22																																					
Pol.	Vertical	Fundamental																																				
Peak	<table border="1"> <thead> <tr> <th>Limit</th> <th>Margin</th> <th>Read</th> <th>Ant</th> <th>Cable</th> <th>Preamp</th> <th>APos</th> <th>TPos</th> <th>Remark</th> </tr> <tr> <th>Freq</th> <th>Level</th> <th>Line</th> <th>(dB)</th> <th>Level</th> <th>Factor</th> <th>Loss</th> <th>Factor</th> <th></th> </tr> <tr> <th>MHz</th> <th>dBuV/m</th> <th>dBuV/m</th> <th>dBuV</th> <th>dB/m</th> <th>dB</th> <th>dB</th> <th>cm</th> <th>deg</th> </tr> </thead> <tbody> <tr> <td>1 5454.06</td> <td>52.16</td> <td>74.00</td> <td>-21.84</td> <td>38.61</td> <td>35.93</td> <td>9.68</td> <td>32.06</td> <td>100 217 PEAK</td> </tr> </tbody> </table>	Limit	Margin	Read	Ant	Cable	Preamp	APos	TPos	Remark	Freq	Level	Line	(dB)	Level	Factor	Loss	Factor		MHz	dBuV/m	dBuV/m	dBuV	dB/m	dB	dB	cm	deg	1 5454.06	52.16	74.00	-21.84	38.61	35.93	9.68	32.06	100 217 PEAK	Blank
Limit	Margin	Read	Ant	Cable	Preamp	APos	TPos	Remark																														
Freq	Level	Line	(dB)	Level	Factor	Loss	Factor																															
MHz	dBuV/m	dBuV/m	dBuV	dB/m	dB	dB	cm	deg																														
1 5454.06	52.16	74.00	-21.84	38.61	35.93	9.68	32.06	100 217 PEAK																														
Avg	<table border="1"> <thead> <tr> <th>Limit</th> <th>Margin</th> <th>Read</th> <th>Ant</th> <th>Cable</th> <th>Preamp</th> <th>APos</th> <th>TPos</th> <th>Remark</th> </tr> <tr> <th>Freq</th> <th>Level</th> <th>Line</th> <th>(dB)</th> <th>Level</th> <th>Factor</th> <th>Loss</th> <th>Factor</th> <th></th> </tr> <tr> <th>MHz</th> <th>dBuV/m</th> <th>dBuV/m</th> <th>dBuV</th> <th>dB/m</th> <th>dB</th> <th>dB</th> <th>cm</th> <th>deg</th> </tr> </thead> <tbody> <tr> <td>1 5458.38</td> <td>43.68</td> <td>54.00</td> <td>-10.32</td> <td>30.13</td> <td>35.92</td> <td>9.69</td> <td>32.06</td> <td>100 217 AVERAGE</td> </tr> </tbody> </table>	Limit	Margin	Read	Ant	Cable	Preamp	APos	TPos	Remark	Freq	Level	Line	(dB)	Level	Factor	Loss	Factor		MHz	dBuV/m	dBuV/m	dBuV	dB/m	dB	dB	cm	deg	1 5458.38	43.68	54.00	-10.32	30.13	35.92	9.69	32.06	100 217 AVERAGE	Blank
Limit	Margin	Read	Ant	Cable	Preamp	APos	TPos	Remark																														
Freq	Level	Line	(dB)	Level	Factor	Loss	Factor																															
MHz	dBuV/m	dBuV/m	dBuV	dB/m	dB	dB	cm	deg																														
1 5458.38	43.68	54.00	-10.32	30.13	35.92	9.69	32.06	100 217 AVERAGE																														



Mode	8																																																									
	Band Edge - L																																																									
	U-NII-1_5.15-5.25_802.11n HT40_CH46_5230MHz																																																									
ANT	22																																																									
Pol.	Horizontal	Fundamental																																																								
Peak	<table border="1"> <thead> <tr> <th>Limit Margin</th> <th>Read</th> <th>Ant</th> <th>Cable</th> <th>Preamp</th> <th>APos</th> <th>TPos</th> </tr> <tr> <th>Freq Level Line (dB)</th> <th>Level Factor</th> <th>Loss Factor</th> <th></th> <th></th> <th></th> <th>Remark</th> </tr> <tr> <th>MHz dBuV/m dBuV/m</th> <th>dBuV</th> <th>dB/m</th> <th>dB</th> <th>dB</th> <th>cm</th> <th>deg</th> </tr> </thead> <tbody> <tr> <td>1 5149.04 54.89 74.00 -19.11</td> <td>42.74</td> <td>36.11</td> <td>8.53</td> <td>32.49</td> <td>100</td> <td>63 PEAK</td> </tr> </tbody> </table>	Limit Margin	Read	Ant	Cable	Preamp	APos	TPos	Freq Level Line (dB)	Level Factor	Loss Factor				Remark	MHz dBuV/m dBuV/m	dBuV	dB/m	dB	dB	cm	deg	1 5149.04 54.89 74.00 -19.11	42.74	36.11	8.53	32.49	100	63 PEAK	<table border="1"> <thead> <tr> <th>Limit Margin</th> <th>Read</th> <th>Ant</th> <th>Cable</th> <th>Preamp</th> <th>APos</th> <th>TPos</th> </tr> <tr> <th>Freq Level Line (dB)</th> <th>Level Factor</th> <th>Loss Factor</th> <th></th> <th></th> <th></th> <th>Remark</th> </tr> <tr> <th>MHz dBuV/m dBuV/m</th> <th>dBuV</th> <th>dB/m</th> <th>dB</th> <th>dB</th> <th>cm</th> <th>deg</th> </tr> </thead> <tbody> <tr> <td>1 5230.00 103.93</td> <td>91.51</td> <td>36.06</td> <td>8.74</td> <td>32.38</td> <td>100</td> <td>63 PEAK</td> </tr> </tbody> </table>	Limit Margin	Read	Ant	Cable	Preamp	APos	TPos	Freq Level Line (dB)	Level Factor	Loss Factor				Remark	MHz dBuV/m dBuV/m	dBuV	dB/m	dB	dB	cm	deg	1 5230.00 103.93	91.51	36.06	8.74	32.38	100	63 PEAK
	Limit Margin	Read	Ant	Cable	Preamp	APos	TPos																																																			
Freq Level Line (dB)	Level Factor	Loss Factor				Remark																																																				
MHz dBuV/m dBuV/m	dBuV	dB/m	dB	dB	cm	deg																																																				
1 5149.04 54.89 74.00 -19.11	42.74	36.11	8.53	32.49	100	63 PEAK																																																				
Limit Margin	Read	Ant	Cable	Preamp	APos	TPos																																																				
Freq Level Line (dB)	Level Factor	Loss Factor				Remark																																																				
MHz dBuV/m dBuV/m	dBuV	dB/m	dB	dB	cm	deg																																																				
1 5230.00 103.93	91.51	36.06	8.74	32.38	100	63 PEAK																																																				
Avg	<table border="1"> <thead> <tr> <th>Limit Margin</th> <th>Read</th> <th>Ant</th> <th>Cable</th> <th>Preamp</th> <th>APos</th> <th>TPos</th> </tr> <tr> <th>Freq Level Line (dB)</th> <th>Level Factor</th> <th>Loss Factor</th> <th></th> <th></th> <th></th> <th>Remark</th> </tr> <tr> <th>MHz dBuV/m dBuV/m</th> <th>dBuV</th> <th>dB/m</th> <th>dB</th> <th>dB</th> <th>cm</th> <th>deg</th> </tr> </thead> <tbody> <tr> <td>1 5149.96 45.55 54.00 -8.45</td> <td>33.39</td> <td>36.11</td> <td>8.54</td> <td>32.49</td> <td>100</td> <td>63 AVERAGE</td> </tr> </tbody> </table>	Limit Margin	Read	Ant	Cable	Preamp	APos	TPos	Freq Level Line (dB)	Level Factor	Loss Factor				Remark	MHz dBuV/m dBuV/m	dBuV	dB/m	dB	dB	cm	deg	1 5149.96 45.55 54.00 -8.45	33.39	36.11	8.54	32.49	100	63 AVERAGE	<table border="1"> <thead> <tr> <th>Limit Margin</th> <th>Read</th> <th>Ant</th> <th>Cable</th> <th>Preamp</th> <th>APos</th> <th>TPos</th> </tr> <tr> <th>Freq Level Line (dB)</th> <th>Level Factor</th> <th>Loss Factor</th> <th></th> <th></th> <th></th> <th>Remark</th> </tr> <tr> <th>MHz dBuV/m dBuV/m</th> <th>dBuV</th> <th>dB/m</th> <th>dB</th> <th>dB</th> <th>cm</th> <th>deg</th> </tr> </thead> <tbody> <tr> <td>1 5230.00 97.66</td> <td>85.24</td> <td>36.06</td> <td>8.74</td> <td>32.38</td> <td>100</td> <td>63 AVERAGE</td> </tr> </tbody> </table>	Limit Margin	Read	Ant	Cable	Preamp	APos	TPos	Freq Level Line (dB)	Level Factor	Loss Factor				Remark	MHz dBuV/m dBuV/m	dBuV	dB/m	dB	dB	cm	deg	1 5230.00 97.66	85.24	36.06	8.74	32.38	100	63 AVERAGE
Limit Margin	Read	Ant	Cable	Preamp	APos	TPos																																																				
Freq Level Line (dB)	Level Factor	Loss Factor				Remark																																																				
MHz dBuV/m dBuV/m	dBuV	dB/m	dB	dB	cm	deg																																																				
1 5149.96 45.55 54.00 -8.45	33.39	36.11	8.54	32.49	100	63 AVERAGE																																																				
Limit Margin	Read	Ant	Cable	Preamp	APos	TPos																																																				
Freq Level Line (dB)	Level Factor	Loss Factor				Remark																																																				
MHz dBuV/m dBuV/m	dBuV	dB/m	dB	dB	cm	deg																																																				
1 5230.00 97.66	85.24	36.06	8.74	32.38	100	63 AVERAGE																																																				



Mode	8																																								
	Band Edge - R																																								
	U-NII-1_5.15-5.25_802.11n HT40_CH46_5230MHz																																								
ANT	22																																								
Pol.	Horizontal	Fundamental																																							
Peak	<p>Date: 2024-03-20</p> <table border="1"> <thead> <tr> <th>Limit</th> <th>Margin</th> <th>Read</th> <th>Ant</th> <th>Cable</th> <th>Preamp</th> <th>APos</th> <th>TPos</th> <th>Remark</th> </tr> <tr> <th>Freq</th> <th>Level</th> <th>Line</th> <th>(dB)</th> <th>Level</th> <th>Factor</th> <th>Loss</th> <th>Factor</th> <th></th> </tr> <tr> <th>MHz</th> <th>dBuV/m</th> <th>dBuV/m</th> <th>dB</th> <th>dBuV</th> <th>dB/m</th> <th>dB</th> <th>dB</th> <th>cm</th> <th>deg</th> </tr> </thead> <tbody> <tr> <td>1 5435.16</td> <td>52.01</td> <td>74.00</td> <td>-21.99</td> <td>38.49</td> <td>35.94</td> <td>9.67</td> <td>32.09</td> <td>100</td> <td>63</td> <td>PEAK</td> </tr> </tbody> </table>	Limit	Margin	Read	Ant	Cable	Preamp	APos	TPos	Remark	Freq	Level	Line	(dB)	Level	Factor	Loss	Factor		MHz	dBuV/m	dBuV/m	dB	dBuV	dB/m	dB	dB	cm	deg	1 5435.16	52.01	74.00	-21.99	38.49	35.94	9.67	32.09	100	63	PEAK	Blank
Limit	Margin	Read	Ant	Cable	Preamp	APos	TPos	Remark																																	
Freq	Level	Line	(dB)	Level	Factor	Loss	Factor																																		
MHz	dBuV/m	dBuV/m	dB	dBuV	dB/m	dB	dB	cm	deg																																
1 5435.16	52.01	74.00	-21.99	38.49	35.94	9.67	32.09	100	63	PEAK																															
Avg	<p>Date: 2024-03-20</p> <table border="1"> <thead> <tr> <th>Limit</th> <th>Margin</th> <th>Read</th> <th>Ant</th> <th>Cable</th> <th>Preamp</th> <th>APos</th> <th>TPos</th> <th>Remark</th> </tr> <tr> <th>Freq</th> <th>Level</th> <th>Line</th> <th>(dB)</th> <th>Level</th> <th>Factor</th> <th>Loss</th> <th>Factor</th> <th></th> </tr> <tr> <th>MHz</th> <th>dBuV/m</th> <th>dBuV/m</th> <th>dB</th> <th>dBuV</th> <th>dB/m</th> <th>dB</th> <th>dB</th> <th>cm</th> <th>deg</th> </tr> </thead> <tbody> <tr> <td>1 5430.56</td> <td>43.38</td> <td>54.00</td> <td>-10.62</td> <td>29.87</td> <td>35.94</td> <td>9.67</td> <td>32.10</td> <td>100</td> <td>63</td> <td>AVERAGE</td> </tr> </tbody> </table>	Limit	Margin	Read	Ant	Cable	Preamp	APos	TPos	Remark	Freq	Level	Line	(dB)	Level	Factor	Loss	Factor		MHz	dBuV/m	dBuV/m	dB	dBuV	dB/m	dB	dB	cm	deg	1 5430.56	43.38	54.00	-10.62	29.87	35.94	9.67	32.10	100	63	AVERAGE	Blank
Limit	Margin	Read	Ant	Cable	Preamp	APos	TPos	Remark																																	
Freq	Level	Line	(dB)	Level	Factor	Loss	Factor																																		
MHz	dBuV/m	dBuV/m	dB	dBuV	dB/m	dB	dB	cm	deg																																
1 5430.56	43.38	54.00	-10.62	29.87	35.94	9.67	32.10	100	63	AVERAGE																															



Mode	8																																																																																	
	Band Edge - L																																																																																	
	U-NII-1_5.15-5.25_802.11n HT40_CH46_5230MHz																																																																																	
ANT	22																																																																																	
Pol.	Vertical	Fundamental																																																																																
Peak	<table border="1"> <thead> <tr> <th>Limit</th> <th>Margin</th> <th>Read</th> <th>Ant</th> <th>Cable</th> <th>Preamp</th> <th>APos</th> <th>TPos</th> <th>Remark</th> </tr> <tr> <th>Freq</th> <th>Level</th> <th>Line</th> <th>(dB)</th> <th>Level</th> <th>Factor</th> <th>Loss</th> <th>Factor</th> <th></th> </tr> <tr> <th>MHz</th> <th>dBuV/m</th> <th>dBuV/m</th> <th>dB</th> <th>dBuV</th> <th>dB/m</th> <th>dB</th> <th>dB</th> <th>cm</th> <th>deg</th> </tr> </thead> <tbody> <tr> <td>1</td> <td>5136.85</td> <td>52.49</td> <td>74.00</td> <td>-21.51</td> <td>40.37</td> <td>36.12</td> <td>8.51</td> <td>32.51</td> <td>100</td> <td>226</td> <td>PEAK</td> </tr> </tbody> </table>	Limit	Margin	Read	Ant	Cable	Preamp	APos	TPos	Remark	Freq	Level	Line	(dB)	Level	Factor	Loss	Factor		MHz	dBuV/m	dBuV/m	dB	dBuV	dB/m	dB	dB	cm	deg	1	5136.85	52.49	74.00	-21.51	40.37	36.12	8.51	32.51	100	226	PEAK	<table border="1"> <thead> <tr> <th>Limit</th> <th>Margin</th> <th>Read</th> <th>Ant</th> <th>Cable</th> <th>Preamp</th> <th>APos</th> <th>TPos</th> <th>Remark</th> </tr> <tr> <th>Freq</th> <th>Level</th> <th>Line</th> <th>(dB)</th> <th>Level</th> <th>Factor</th> <th>Loss</th> <th>Factor</th> <th></th> </tr> <tr> <th>MHz</th> <th>dBuV/m</th> <th>dBuV/m</th> <th>dB</th> <th>dBuV</th> <th>dB/m</th> <th>dB</th> <th>dB</th> <th>cm</th> <th>deg</th> </tr> </thead> <tbody> <tr> <td>1</td> <td>5230.00</td> <td>99.32</td> <td>-----</td> <td>-----</td> <td>86.93</td> <td>36.07</td> <td>8.71</td> <td>32.39</td> <td>100</td> <td>226</td> <td>PEAK</td> </tr> </tbody> </table>	Limit	Margin	Read	Ant	Cable	Preamp	APos	TPos	Remark	Freq	Level	Line	(dB)	Level	Factor	Loss	Factor		MHz	dBuV/m	dBuV/m	dB	dBuV	dB/m	dB	dB	cm	deg	1	5230.00	99.32	-----	-----	86.93	36.07	8.71	32.39	100	226	PEAK
	Limit	Margin	Read	Ant	Cable	Preamp	APos	TPos	Remark																																																																									
Freq	Level	Line	(dB)	Level	Factor	Loss	Factor																																																																											
MHz	dBuV/m	dBuV/m	dB	dBuV	dB/m	dB	dB	cm	deg																																																																									
1	5136.85	52.49	74.00	-21.51	40.37	36.12	8.51	32.51	100	226	PEAK																																																																							
Limit	Margin	Read	Ant	Cable	Preamp	APos	TPos	Remark																																																																										
Freq	Level	Line	(dB)	Level	Factor	Loss	Factor																																																																											
MHz	dBuV/m	dBuV/m	dB	dBuV	dB/m	dB	dB	cm	deg																																																																									
1	5230.00	99.32	-----	-----	86.93	36.07	8.71	32.39	100	226	PEAK																																																																							
Avg	<table border="1"> <thead> <tr> <th>Limit</th> <th>Margin</th> <th>Read</th> <th>Ant</th> <th>Cable</th> <th>Preamp</th> <th>APos</th> <th>TPos</th> <th>Remark</th> </tr> <tr> <th>Freq</th> <th>Level</th> <th>Line</th> <th>(dB)</th> <th>Level</th> <th>Factor</th> <th>Loss</th> <th>Factor</th> <th></th> </tr> <tr> <th>MHz</th> <th>dBuV/m</th> <th>dBuV/m</th> <th>dB</th> <th>dBuV</th> <th>dB/m</th> <th>dB</th> <th>dB</th> <th>cm</th> <th>deg</th> </tr> </thead> <tbody> <tr> <td>1</td> <td>5149.73</td> <td>43.65</td> <td>54.00</td> <td>-10.35</td> <td>31.49</td> <td>36.11</td> <td>8.54</td> <td>32.49</td> <td>100</td> <td>226</td> <td>AVERAGE</td> </tr> </tbody> </table>	Limit	Margin	Read	Ant	Cable	Preamp	APos	TPos	Remark	Freq	Level	Line	(dB)	Level	Factor	Loss	Factor		MHz	dBuV/m	dBuV/m	dB	dBuV	dB/m	dB	dB	cm	deg	1	5149.73	43.65	54.00	-10.35	31.49	36.11	8.54	32.49	100	226	AVERAGE	<table border="1"> <thead> <tr> <th>Limit</th> <th>Margin</th> <th>Read</th> <th>Ant</th> <th>Cable</th> <th>Preamp</th> <th>APos</th> <th>TPos</th> <th>Remark</th> </tr> <tr> <th>Freq</th> <th>Level</th> <th>Line</th> <th>(dB)</th> <th>Level</th> <th>Factor</th> <th>Loss</th> <th>Factor</th> <th></th> </tr> <tr> <th>MHz</th> <th>dBuV/m</th> <th>dBuV/m</th> <th>dB</th> <th>dBuV</th> <th>dB/m</th> <th>dB</th> <th>dB</th> <th>cm</th> <th>deg</th> </tr> </thead> <tbody> <tr> <td>1</td> <td>5230.00</td> <td>93.11</td> <td>-----</td> <td>-----</td> <td>80.69</td> <td>36.06</td> <td>8.74</td> <td>32.38</td> <td>100</td> <td>226</td> <td>AVERAGE</td> </tr> </tbody> </table>	Limit	Margin	Read	Ant	Cable	Preamp	APos	TPos	Remark	Freq	Level	Line	(dB)	Level	Factor	Loss	Factor		MHz	dBuV/m	dBuV/m	dB	dBuV	dB/m	dB	dB	cm	deg	1	5230.00	93.11	-----	-----	80.69	36.06	8.74	32.38	100	226	AVERAGE
Limit	Margin	Read	Ant	Cable	Preamp	APos	TPos	Remark																																																																										
Freq	Level	Line	(dB)	Level	Factor	Loss	Factor																																																																											
MHz	dBuV/m	dBuV/m	dB	dBuV	dB/m	dB	dB	cm	deg																																																																									
1	5149.73	43.65	54.00	-10.35	31.49	36.11	8.54	32.49	100	226	AVERAGE																																																																							
Limit	Margin	Read	Ant	Cable	Preamp	APos	TPos	Remark																																																																										
Freq	Level	Line	(dB)	Level	Factor	Loss	Factor																																																																											
MHz	dBuV/m	dBuV/m	dB	dBuV	dB/m	dB	dB	cm	deg																																																																									
1	5230.00	93.11	-----	-----	80.69	36.06	8.74	32.38	100	226	AVERAGE																																																																							



Mode	8																																								
	Band Edge - R																																								
	U-NII-1_5.15-5.25_802.11n HT40_CH46_5230MHz																																								
ANT	22																																								
Pol.	Vertical	Fundamental																																							
Peak	<table border="1"> <thead> <tr> <th>Limit</th> <th>Margin</th> <th>Read</th> <th>Ant</th> <th>Cable</th> <th>Preamp</th> <th>APos</th> <th>TPos</th> <th>Remark</th> </tr> <tr> <th>Freq</th> <th>Level</th> <th>Line</th> <th>(dB)</th> <th>Level</th> <th>Factor</th> <th>Loss</th> <th>Factor</th> <th></th> </tr> <tr> <th>MHz</th> <th>dBuV/m</th> <th>dBuV/m</th> <th>dBuV</th> <th>dB/m</th> <th>dB</th> <th>dB</th> <th>cm</th> <th>deg</th> </tr> </thead> <tbody> <tr> <td>1</td> <td>5389.16</td> <td>52.07</td> <td>74.00</td> <td>-21.93</td> <td>38.69</td> <td>35.97</td> <td>9.57</td> <td>32.16</td> <td>100</td> <td>226</td> <td>PEAK</td> </tr> </tbody> </table>	Limit	Margin	Read	Ant	Cable	Preamp	APos	TPos	Remark	Freq	Level	Line	(dB)	Level	Factor	Loss	Factor		MHz	dBuV/m	dBuV/m	dBuV	dB/m	dB	dB	cm	deg	1	5389.16	52.07	74.00	-21.93	38.69	35.97	9.57	32.16	100	226	PEAK	Blank
Limit	Margin	Read	Ant	Cable	Preamp	APos	TPos	Remark																																	
Freq	Level	Line	(dB)	Level	Factor	Loss	Factor																																		
MHz	dBuV/m	dBuV/m	dBuV	dB/m	dB	dB	cm	deg																																	
1	5389.16	52.07	74.00	-21.93	38.69	35.97	9.57	32.16	100	226	PEAK																														
Avg	<table border="1"> <thead> <tr> <th>Limit</th> <th>Margin</th> <th>Read</th> <th>Ant</th> <th>Cable</th> <th>Preamp</th> <th>APos</th> <th>TPos</th> <th>Remark</th> </tr> <tr> <th>Freq</th> <th>Level</th> <th>Line</th> <th>(dB)</th> <th>Level</th> <th>Factor</th> <th>Loss</th> <th>Factor</th> <th></th> </tr> <tr> <th>MHz</th> <th>dBuV/m</th> <th>dBuV/m</th> <th>dBuV</th> <th>dB/m</th> <th>dB</th> <th>dB</th> <th>cm</th> <th>deg</th> </tr> </thead> <tbody> <tr> <td>1</td> <td>5458.16</td> <td>43.70</td> <td>54.00</td> <td>-10.30</td> <td>30.14</td> <td>35.93</td> <td>9.69</td> <td>32.06</td> <td>100</td> <td>226</td> <td>AVERAGE</td> </tr> </tbody> </table>	Limit	Margin	Read	Ant	Cable	Preamp	APos	TPos	Remark	Freq	Level	Line	(dB)	Level	Factor	Loss	Factor		MHz	dBuV/m	dBuV/m	dBuV	dB/m	dB	dB	cm	deg	1	5458.16	43.70	54.00	-10.30	30.14	35.93	9.69	32.06	100	226	AVERAGE	Blank
Limit	Margin	Read	Ant	Cable	Preamp	APos	TPos	Remark																																	
Freq	Level	Line	(dB)	Level	Factor	Loss	Factor																																		
MHz	dBuV/m	dBuV/m	dBuV	dB/m	dB	dB	cm	deg																																	
1	5458.16	43.70	54.00	-10.30	30.14	35.93	9.69	32.06	100	226	AVERAGE																														





Mode	9																																																																												
	Band Edge - L																																																																												
	U-NII-1_5.15-5.25_802.11ac VHT80_CH42_5210MHz																																																																												
ANT	22																																																																												
Pol.	Horizontal	Fundamental																																																																											
Peak	<table border="1"> <thead> <tr> <th>Limit</th> <th>Read</th> <th>Ant</th> <th>Cable</th> <th>Preamp</th> <th>APos</th> <th>TPos</th> </tr> <tr> <th>Freq</th> <th>Level</th> <th>Line</th> <th>Margin</th> <th>Level</th> <th>Factor</th> <th>Loss Factor</th> <th>cm</th> <th>deg</th> <th>Remark</th> </tr> <tr> <th>MHz</th> <th>dBuV/m</th> <th>dBuV/m</th> <th>dB</th> <th>dBuV</th> <th>dB/m</th> <th>dB</th> <th>dB</th> <th>cm</th> <th>deg</th> </tr> </thead> <tbody> <tr> <td>1</td> <td>5149.73</td> <td>59.36</td> <td>74.00</td> <td>-14.64</td> <td>47.20</td> <td>36.11</td> <td>8.54</td> <td>32.49</td> <td>100</td> <td>56 PEAK</td> </tr> </tbody> </table>	Limit	Read	Ant	Cable	Preamp	APos	TPos	Freq	Level	Line	Margin	Level	Factor	Loss Factor	cm	deg	Remark	MHz	dBuV/m	dBuV/m	dB	dBuV	dB/m	dB	dB	cm	deg	1	5149.73	59.36	74.00	-14.64	47.20	36.11	8.54	32.49	100	56 PEAK	<table border="1"> <thead> <tr> <th>Limit</th> <th>Read</th> <th>Ant</th> <th>Cable</th> <th>Preamp</th> <th>APos</th> <th>TPos</th> </tr> <tr> <th>Freq</th> <th>Level</th> <th>Line</th> <th>Margin</th> <th>Level</th> <th>Factor</th> <th>Loss Factor</th> <th>cm</th> <th>deg</th> <th>Remark</th> </tr> <tr> <th>MHz</th> <th>dBuV/m</th> <th>dBuV/m</th> <th>dB</th> <th>dBuV</th> <th>dB/m</th> <th>dB</th> <th>dB</th> <th>cm</th> <th>deg</th> </tr> </thead> <tbody> <tr> <td>1</td> <td>5210.00</td> <td>99.16</td> <td>-----</td> <td>86.85</td> <td>36.08</td> <td>8.64</td> <td>32.41</td> <td>100</td> <td>56 PEAK</td> </tr> </tbody> </table>	Limit	Read	Ant	Cable	Preamp	APos	TPos	Freq	Level	Line	Margin	Level	Factor	Loss Factor	cm	deg	Remark	MHz	dBuV/m	dBuV/m	dB	dBuV	dB/m	dB	dB	cm	deg	1	5210.00	99.16	-----	86.85	36.08	8.64	32.41	100	56 PEAK
	Limit	Read	Ant	Cable	Preamp	APos	TPos																																																																						
Freq	Level	Line	Margin	Level	Factor	Loss Factor	cm	deg	Remark																																																																				
MHz	dBuV/m	dBuV/m	dB	dBuV	dB/m	dB	dB	cm	deg																																																																				
1	5149.73	59.36	74.00	-14.64	47.20	36.11	8.54	32.49	100	56 PEAK																																																																			
Limit	Read	Ant	Cable	Preamp	APos	TPos																																																																							
Freq	Level	Line	Margin	Level	Factor	Loss Factor	cm	deg	Remark																																																																				
MHz	dBuV/m	dBuV/m	dB	dBuV	dB/m	dB	dB	cm	deg																																																																				
1	5210.00	99.16	-----	86.85	36.08	8.64	32.41	100	56 PEAK																																																																				
Avg	<table border="1"> <thead> <tr> <th>Limit</th> <th>Read</th> <th>Ant</th> <th>Cable</th> <th>Preamp</th> <th>APos</th> <th>TPos</th> </tr> <tr> <th>Freq</th> <th>Level</th> <th>Line</th> <th>Margin</th> <th>Level</th> <th>Factor</th> <th>Loss Factor</th> <th>cm</th> <th>deg</th> <th>Remark</th> </tr> <tr> <th>MHz</th> <th>dBuV/m</th> <th>dBuV/m</th> <th>dB</th> <th>dBuV</th> <th>dB/m</th> <th>dB</th> <th>dB</th> <th>cm</th> <th>deg</th> </tr> </thead> <tbody> <tr> <td>1</td> <td>5149.10</td> <td>51.24</td> <td>54.00</td> <td>-2.76</td> <td>39.09</td> <td>36.11</td> <td>8.53</td> <td>32.49</td> <td>100</td> <td>56 AVERAGE</td> </tr> </tbody> </table>	Limit	Read	Ant	Cable	Preamp	APos	TPos	Freq	Level	Line	Margin	Level	Factor	Loss Factor	cm	deg	Remark	MHz	dBuV/m	dBuV/m	dB	dBuV	dB/m	dB	dB	cm	deg	1	5149.10	51.24	54.00	-2.76	39.09	36.11	8.53	32.49	100	56 AVERAGE	<table border="1"> <thead> <tr> <th>Limit</th> <th>Read</th> <th>Ant</th> <th>Cable</th> <th>Preamp</th> <th>APos</th> <th>TPos</th> </tr> <tr> <th>Freq</th> <th>Level</th> <th>Line</th> <th>Margin</th> <th>Level</th> <th>Factor</th> <th>Loss Factor</th> <th>cm</th> <th>deg</th> <th>Remark</th> </tr> <tr> <th>MHz</th> <th>dBuV/m</th> <th>dBuV/m</th> <th>dB</th> <th>dBuV</th> <th>dB/m</th> <th>dB</th> <th>dB</th> <th>cm</th> <th>deg</th> </tr> </thead> <tbody> <tr> <td>1</td> <td>5210.00</td> <td>92.12</td> <td>-----</td> <td>79.81</td> <td>36.08</td> <td>8.64</td> <td>32.41</td> <td>100</td> <td>56 AVERAGE</td> </tr> </tbody> </table>	Limit	Read	Ant	Cable	Preamp	APos	TPos	Freq	Level	Line	Margin	Level	Factor	Loss Factor	cm	deg	Remark	MHz	dBuV/m	dBuV/m	dB	dBuV	dB/m	dB	dB	cm	deg	1	5210.00	92.12	-----	79.81	36.08	8.64	32.41	100	56 AVERAGE
Limit	Read	Ant	Cable	Preamp	APos	TPos																																																																							
Freq	Level	Line	Margin	Level	Factor	Loss Factor	cm	deg	Remark																																																																				
MHz	dBuV/m	dBuV/m	dB	dBuV	dB/m	dB	dB	cm	deg																																																																				
1	5149.10	51.24	54.00	-2.76	39.09	36.11	8.53	32.49	100	56 AVERAGE																																																																			
Limit	Read	Ant	Cable	Preamp	APos	TPos																																																																							
Freq	Level	Line	Margin	Level	Factor	Loss Factor	cm	deg	Remark																																																																				
MHz	dBuV/m	dBuV/m	dB	dBuV	dB/m	dB	dB	cm	deg																																																																				
1	5210.00	92.12	-----	79.81	36.08	8.64	32.41	100	56 AVERAGE																																																																				



Mode	9																																									
	Band Edge - R																																									
	U-NII-1_5.15-5.25_802.11ac VHT80_CH42_5210MHz																																									
ANT	22																																									
Pol.	Horizontal	Fundamental																																								
Peak	<table border="1"> <thead> <tr> <th>Limit</th> <th>Read</th> <th>Ant</th> <th>Cable</th> <th>Preamp</th> <th>APos</th> <th>TPos</th> <th>Remark</th> </tr> <tr> <th>Freq</th> <th>Level</th> <th>Line</th> <th>Margin</th> <th>Level</th> <th>Factor</th> <th>Loss</th> <th>Factor</th> </tr> <tr> <th>MHz</th> <th>dBuV/m</th> <th>dBuV/m</th> <th>dB</th> <th>dBuV</th> <th>dB/m</th> <th>dB</th> <th>dB</th> </tr> </thead> <tbody> <tr> <td>1 5428.00</td> <td>52.30</td> <td>74.00</td> <td>-21.70</td> <td>38.79</td> <td>35.94</td> <td>9.67</td> <td>32.10</td> </tr> <tr> <td></td> <td></td> <td></td> <td></td> <td></td> <td></td> <td>100</td> <td>56 PEAK</td> </tr> </tbody> </table>	Limit	Read	Ant	Cable	Preamp	APos	TPos	Remark	Freq	Level	Line	Margin	Level	Factor	Loss	Factor	MHz	dBuV/m	dBuV/m	dB	dBuV	dB/m	dB	dB	1 5428.00	52.30	74.00	-21.70	38.79	35.94	9.67	32.10							100	56 PEAK	Blank
Limit	Read	Ant	Cable	Preamp	APos	TPos	Remark																																			
Freq	Level	Line	Margin	Level	Factor	Loss	Factor																																			
MHz	dBuV/m	dBuV/m	dB	dBuV	dB/m	dB	dB																																			
1 5428.00	52.30	74.00	-21.70	38.79	35.94	9.67	32.10																																			
						100	56 PEAK																																			
Avg	<table border="1"> <thead> <tr> <th>Limit</th> <th>Read</th> <th>Ant</th> <th>Cable</th> <th>Preamp</th> <th>APos</th> <th>TPos</th> <th>Remark</th> </tr> <tr> <th>Freq</th> <th>Level</th> <th>Line</th> <th>Margin</th> <th>Level</th> <th>Factor</th> <th>Loss</th> <th>Factor</th> </tr> <tr> <th>MHz</th> <th>dBuV/m</th> <th>dBuV/m</th> <th>dB</th> <th>dBuV</th> <th>dB/m</th> <th>dB</th> <th>dB</th> </tr> </thead> <tbody> <tr> <td>1 5447.50</td> <td>43.39</td> <td>54.00</td> <td>-10.61</td> <td>29.85</td> <td>35.93</td> <td>9.68</td> <td>32.07</td> </tr> <tr> <td></td> <td></td> <td></td> <td></td> <td></td> <td></td> <td>100</td> <td>56 AVERAGE</td> </tr> </tbody> </table>	Limit	Read	Ant	Cable	Preamp	APos	TPos	Remark	Freq	Level	Line	Margin	Level	Factor	Loss	Factor	MHz	dBuV/m	dBuV/m	dB	dBuV	dB/m	dB	dB	1 5447.50	43.39	54.00	-10.61	29.85	35.93	9.68	32.07							100	56 AVERAGE	Blank
Limit	Read	Ant	Cable	Preamp	APos	TPos	Remark																																			
Freq	Level	Line	Margin	Level	Factor	Loss	Factor																																			
MHz	dBuV/m	dBuV/m	dB	dBuV	dB/m	dB	dB																																			
1 5447.50	43.39	54.00	-10.61	29.85	35.93	9.68	32.07																																			
						100	56 AVERAGE																																			



Mode	9																																																									
	Band Edge - L																																																									
	U-NII-1_5.15-5.25_802.11ac VHT80_CH42_5210MHz																																																									
ANT	22																																																									
Pol.	Vertical	Fundamental																																																								
Peak	<table border="1"> <thead> <tr> <th>Limit</th> <th>Read</th> <th>Ant</th> <th>Cable</th> <th>Preamp</th> <th>APos</th> <th>TPos</th> </tr> <tr> <th>Freq</th> <th>Level</th> <th>Line</th> <th>Margin</th> <th>Level</th> <th>Factor</th> <th>Loss Factor</th> <th>cm</th> <th>deg</th> <th>Remark</th> </tr> </thead> <tbody> <tr> <td>1</td> <td>5145.74</td> <td>54.88</td> <td>74.00</td> <td>-19.12</td> <td>42.74</td> <td>36.11</td> <td>8.53</td> <td>32.50</td> <td>100</td> <td>205 PEAK</td> </tr> </tbody> </table>	Limit	Read	Ant	Cable	Preamp	APos	TPos	Freq	Level	Line	Margin	Level	Factor	Loss Factor	cm	deg	Remark	1	5145.74	54.88	74.00	-19.12	42.74	36.11	8.53	32.50	100	205 PEAK	<table border="1"> <thead> <tr> <th>Limit</th> <th>Read</th> <th>Ant</th> <th>Cable</th> <th>Preamp</th> <th>APos</th> <th>TPos</th> </tr> <tr> <th>Freq</th> <th>Level</th> <th>Line</th> <th>Margin</th> <th>Level</th> <th>Factor</th> <th>Loss Factor</th> <th>cm</th> <th>deg</th> <th>Remark</th> </tr> </thead> <tbody> <tr> <td>1</td> <td>5210.00</td> <td>94.57</td> <td>-----</td> <td>-----</td> <td>82.26</td> <td>36.08</td> <td>8.64</td> <td>32.41</td> <td>100</td> <td>205 PEAK</td> </tr> </tbody> </table>	Limit	Read	Ant	Cable	Preamp	APos	TPos	Freq	Level	Line	Margin	Level	Factor	Loss Factor	cm	deg	Remark	1	5210.00	94.57	-----	-----	82.26	36.08	8.64	32.41	100	205 PEAK
	Limit	Read	Ant	Cable	Preamp	APos	TPos																																																			
Freq	Level	Line	Margin	Level	Factor	Loss Factor	cm	deg	Remark																																																	
1	5145.74	54.88	74.00	-19.12	42.74	36.11	8.53	32.50	100	205 PEAK																																																
Limit	Read	Ant	Cable	Preamp	APos	TPos																																																				
Freq	Level	Line	Margin	Level	Factor	Loss Factor	cm	deg	Remark																																																	
1	5210.00	94.57	-----	-----	82.26	36.08	8.64	32.41	100	205 PEAK																																																
Avg	<table border="1"> <thead> <tr> <th>Limit</th> <th>Read</th> <th>Ant</th> <th>Cable</th> <th>Preamp</th> <th>APos</th> <th>TPos</th> </tr> <tr> <th>Freq</th> <th>Level</th> <th>Line</th> <th>Margin</th> <th>Level</th> <th>Factor</th> <th>Loss Factor</th> <th>cm</th> <th>deg</th> <th>Remark</th> </tr> </thead> <tbody> <tr> <td>1</td> <td>5148.26</td> <td>47.34</td> <td>54.00</td> <td>-6.66</td> <td>35.19</td> <td>36.11</td> <td>8.53</td> <td>32.49</td> <td>100</td> <td>205 AVERAGE</td> </tr> </tbody> </table>	Limit	Read	Ant	Cable	Preamp	APos	TPos	Freq	Level	Line	Margin	Level	Factor	Loss Factor	cm	deg	Remark	1	5148.26	47.34	54.00	-6.66	35.19	36.11	8.53	32.49	100	205 AVERAGE	<table border="1"> <thead> <tr> <th>Limit</th> <th>Read</th> <th>Ant</th> <th>Cable</th> <th>Preamp</th> <th>APos</th> <th>TPos</th> </tr> <tr> <th>Freq</th> <th>Level</th> <th>Line</th> <th>Margin</th> <th>Level</th> <th>Factor</th> <th>Loss Factor</th> <th>cm</th> <th>deg</th> <th>Remark</th> </tr> </thead> <tbody> <tr> <td>1</td> <td>5210.00</td> <td>87.98</td> <td>-----</td> <td>-----</td> <td>75.62</td> <td>36.07</td> <td>8.68</td> <td>32.39</td> <td>100</td> <td>205 AVERAGE</td> </tr> </tbody> </table>	Limit	Read	Ant	Cable	Preamp	APos	TPos	Freq	Level	Line	Margin	Level	Factor	Loss Factor	cm	deg	Remark	1	5210.00	87.98	-----	-----	75.62	36.07	8.68	32.39	100	205 AVERAGE
Limit	Read	Ant	Cable	Preamp	APos	TPos																																																				
Freq	Level	Line	Margin	Level	Factor	Loss Factor	cm	deg	Remark																																																	
1	5148.26	47.34	54.00	-6.66	35.19	36.11	8.53	32.49	100	205 AVERAGE																																																
Limit	Read	Ant	Cable	Preamp	APos	TPos																																																				
Freq	Level	Line	Margin	Level	Factor	Loss Factor	cm	deg	Remark																																																	
1	5210.00	87.98	-----	-----	75.62	36.07	8.68	32.39	100	205 AVERAGE																																																



Mode	9																																					
	Band Edge - R																																					
	U-NII-1_5.15-5.25_802.11ac VHT80_CH42_5210MHz																																					
ANT	22																																					
Pol.	Vertical	Fundamental																																				
Peak	<table border="1"> <thead> <tr> <th>Limit</th> <th>Read</th> <th>Ant</th> <th>Cable</th> <th>Preamp</th> <th>APos</th> <th>TPos</th> <th>Remark</th> </tr> <tr> <th>Freq</th> <th>Level</th> <th>Line</th> <th>Margin</th> <th>Level</th> <th>Factor</th> <th>Loss</th> <th>Factor</th> </tr> <tr> <th>MHz</th> <th>dBuV/m</th> <th>dBuV/m</th> <th>dB</th> <th>dBuV</th> <th>dB/m</th> <th>dB</th> <th>dB</th> </tr> </thead> <tbody> <tr> <td>1</td> <td>5380.25</td> <td>51.92</td> <td>74.00</td> <td>-22.08</td> <td>38.60</td> <td>35.97</td> <td>9.52</td> <td>32.17</td> <td>100</td> <td>205</td> <td>PEAK</td> </tr> </tbody> </table>	Limit	Read	Ant	Cable	Preamp	APos	TPos	Remark	Freq	Level	Line	Margin	Level	Factor	Loss	Factor	MHz	dBuV/m	dBuV/m	dB	dBuV	dB/m	dB	dB	1	5380.25	51.92	74.00	-22.08	38.60	35.97	9.52	32.17	100	205	PEAK	Blank
Limit	Read	Ant	Cable	Preamp	APos	TPos	Remark																															
Freq	Level	Line	Margin	Level	Factor	Loss	Factor																															
MHz	dBuV/m	dBuV/m	dB	dBuV	dB/m	dB	dB																															
1	5380.25	51.92	74.00	-22.08	38.60	35.97	9.52	32.17	100	205	PEAK																											
Avg	<table border="1"> <thead> <tr> <th>Limit</th> <th>Read</th> <th>Ant</th> <th>Cable</th> <th>Preamp</th> <th>APos</th> <th>TPos</th> <th>Remark</th> </tr> <tr> <th>Freq</th> <th>Level</th> <th>Line</th> <th>Margin</th> <th>Level</th> <th>Factor</th> <th>Loss</th> <th>Factor</th> </tr> <tr> <th>MHz</th> <th>dBuV/m</th> <th>dBuV/m</th> <th>dB</th> <th>dBuV</th> <th>dB/m</th> <th>dB</th> <th>dB</th> </tr> </thead> <tbody> <tr> <td>1</td> <td>5420.00</td> <td>43.54</td> <td>54.00</td> <td>-10.46</td> <td>30.03</td> <td>35.95</td> <td>9.67</td> <td>32.11</td> <td>100</td> <td>205</td> <td>AVERAGE</td> </tr> </tbody> </table>	Limit	Read	Ant	Cable	Preamp	APos	TPos	Remark	Freq	Level	Line	Margin	Level	Factor	Loss	Factor	MHz	dBuV/m	dBuV/m	dB	dBuV	dB/m	dB	dB	1	5420.00	43.54	54.00	-10.46	30.03	35.95	9.67	32.11	100	205	AVERAGE	Blank
Limit	Read	Ant	Cable	Preamp	APos	TPos	Remark																															
Freq	Level	Line	Margin	Level	Factor	Loss	Factor																															
MHz	dBuV/m	dBuV/m	dB	dBuV	dB/m	dB	dB																															
1	5420.00	43.54	54.00	-10.46	30.03	35.95	9.67	32.11	100	205	AVERAGE																											

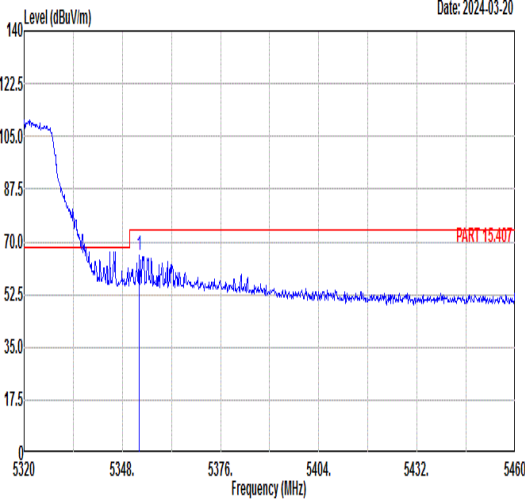
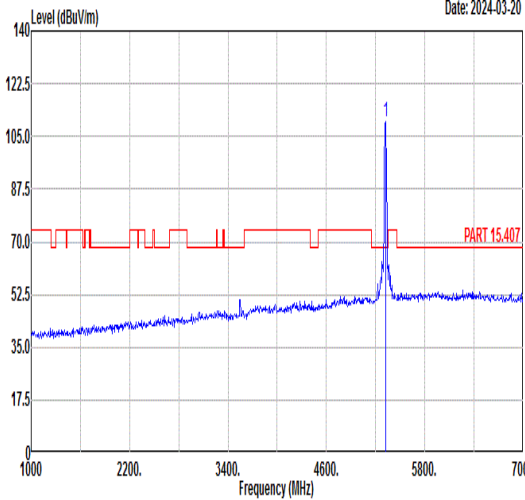
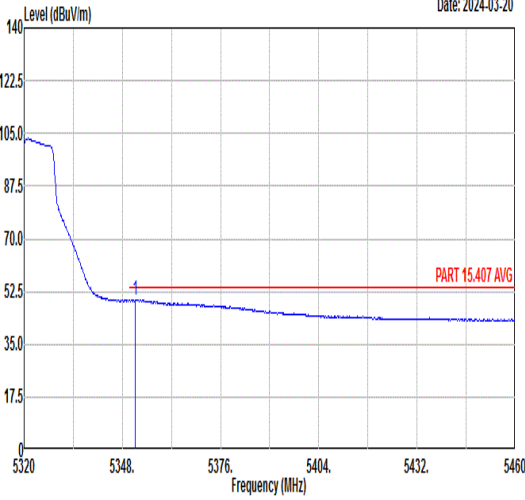
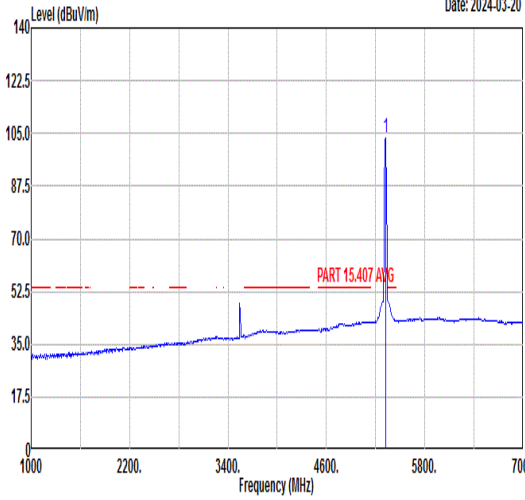


Mode	10																																																																																																
	Harmonic																																																																																																
	U-NII-2A_5.25-5.35_802.11a_CH52_5260MHz																																																																																																
ANT	22																																																																																																
Pol.	Horizontal	Vertical																																																																																															
Peak Avg	<p>Date: 2024-03-21</p>	<p>Date: 2024-03-21</p>																																																																																															
	<table border="1"> <thead> <tr> <th>Limit</th> <th>Read</th> <th>Ant</th> <th>Cable</th> <th>Preamp</th> <th>Apos</th> <th>TPos</th> <th>Remark</th> </tr> <tr> <th>Freq</th> <th>Level</th> <th>Line</th> <th>Margin</th> <th>Level</th> <th>Factor</th> <th>Loss</th> <th>Factor</th> </tr> <tr> <th>MHz</th> <th>dBuV/m</th> <th>dBuV/m</th> <th>dB</th> <th>dBuV</th> <th>dB/m</th> <th>dB</th> <th>dB</th> </tr> </thead> <tbody> <tr> <td>1</td> <td>10520.00</td> <td>48.36</td> <td>68.30</td> <td>-19.94</td> <td>60.97</td> <td>38.81</td> <td>12.18</td> <td>63.60</td> <td>---</td> <td>---</td> <td>Peak</td> </tr> <tr> <td>2</td> <td>15780.00</td> <td>47.76</td> <td>74.00</td> <td>-26.24</td> <td>56.22</td> <td>40.92</td> <td>14.69</td> <td>64.07</td> <td>---</td> <td>---</td> <td>Peak</td> </tr> </tbody> </table>	Limit	Read	Ant	Cable	Preamp	Apos	TPos	Remark	Freq	Level	Line	Margin	Level	Factor	Loss	Factor	MHz	dBuV/m	dBuV/m	dB	dBuV	dB/m	dB	dB	1	10520.00	48.36	68.30	-19.94	60.97	38.81	12.18	63.60	---	---	Peak	2	15780.00	47.76	74.00	-26.24	56.22	40.92	14.69	64.07	---	---	Peak	<table border="1"> <thead> <tr> <th>Limit</th> <th>Read</th> <th>Ant</th> <th>Cable</th> <th>Preamp</th> <th>Apos</th> <th>TPos</th> <th>Remark</th> </tr> <tr> <th>Freq</th> <th>Level</th> <th>Line</th> <th>Margin</th> <th>Level</th> <th>Factor</th> <th>Loss</th> <th>Factor</th> </tr> <tr> <th>MHz</th> <th>dBuV/m</th> <th>dBuV/m</th> <th>dB</th> <th>dBuV</th> <th>dB/m</th> <th>dB</th> <th>dB</th> </tr> </thead> <tbody> <tr> <td>1</td> <td>10520.00</td> <td>47.47</td> <td>68.30</td> <td>-20.83</td> <td>60.08</td> <td>38.81</td> <td>12.18</td> <td>63.60</td> <td>---</td> <td>---</td> <td>Peak</td> </tr> <tr> <td>2</td> <td>15780.00</td> <td>47.74</td> <td>74.00</td> <td>-26.26</td> <td>56.20</td> <td>40.92</td> <td>14.69</td> <td>64.07</td> <td>---</td> <td>---</td> <td>Peak</td> </tr> </tbody> </table>	Limit	Read	Ant	Cable	Preamp	Apos	TPos	Remark	Freq	Level	Line	Margin	Level	Factor	Loss	Factor	MHz	dBuV/m	dBuV/m	dB	dBuV	dB/m	dB	dB	1	10520.00	47.47	68.30	-20.83	60.08	38.81	12.18	63.60	---	---	Peak	2	15780.00	47.74	74.00	-26.26	56.20	40.92	14.69	64.07	---	---
Limit	Read	Ant	Cable	Preamp	Apos	TPos	Remark																																																																																										
Freq	Level	Line	Margin	Level	Factor	Loss	Factor																																																																																										
MHz	dBuV/m	dBuV/m	dB	dBuV	dB/m	dB	dB																																																																																										
1	10520.00	48.36	68.30	-19.94	60.97	38.81	12.18	63.60	---	---	Peak																																																																																						
2	15780.00	47.76	74.00	-26.24	56.22	40.92	14.69	64.07	---	---	Peak																																																																																						
Limit	Read	Ant	Cable	Preamp	Apos	TPos	Remark																																																																																										
Freq	Level	Line	Margin	Level	Factor	Loss	Factor																																																																																										
MHz	dBuV/m	dBuV/m	dB	dBuV	dB/m	dB	dB																																																																																										
1	10520.00	47.47	68.30	-20.83	60.08	38.81	12.18	63.60	---	---	Peak																																																																																						
2	15780.00	47.74	74.00	-26.26	56.20	40.92	14.69	64.07	---	---	Peak																																																																																						



Mode	11																																																																																																
	Harmonic																																																																																																
	U-NII-2A_5.25-5.35_802.11a_CH60_5300MHz																																																																																																
ANT	22																																																																																																
Pol.	Horizontal	Vertical																																																																																															
Peak Avg	<p>Date: 2024-03-21</p>	<p>Date: 2024-03-21</p>																																																																																															
	<table border="1"> <thead> <tr> <th>Limit</th> <th>Read</th> <th>Ant</th> <th>Cable</th> <th>Preamp</th> <th>Apos</th> <th>TPos</th> <th></th> </tr> <tr> <th>Freq</th> <th>Level</th> <th>Line</th> <th>Margin</th> <th>Level</th> <th>Factor</th> <th>Loss</th> <th>Factor</th> </tr> <tr> <th>MHz</th> <th>dBuV/m</th> <th>dBuV/m</th> <th>dB</th> <th>dBuV</th> <th>dB/m</th> <th>dB</th> <th>dB</th> </tr> </thead> <tbody> <tr> <td>1</td> <td>10600.00</td> <td>48.79</td> <td>74.00</td> <td>-25.21</td> <td>61.29</td> <td>38.84</td> <td>12.23</td> <td>63.57</td> <td>---</td> <td>---</td> <td>Peak</td> </tr> <tr> <td>2</td> <td>15900.00</td> <td>48.24</td> <td>74.00</td> <td>-25.76</td> <td>56.58</td> <td>41.02</td> <td>14.75</td> <td>64.11</td> <td>---</td> <td>---</td> <td>Peak</td> </tr> </tbody> </table>	Limit	Read	Ant	Cable	Preamp	Apos	TPos		Freq	Level	Line	Margin	Level	Factor	Loss	Factor	MHz	dBuV/m	dBuV/m	dB	dBuV	dB/m	dB	dB	1	10600.00	48.79	74.00	-25.21	61.29	38.84	12.23	63.57	---	---	Peak	2	15900.00	48.24	74.00	-25.76	56.58	41.02	14.75	64.11	---	---	Peak	<table border="1"> <thead> <tr> <th>Limit</th> <th>Read</th> <th>Ant</th> <th>Cable</th> <th>Preamp</th> <th>Apos</th> <th>TPos</th> <th></th> </tr> <tr> <th>Freq</th> <th>Level</th> <th>Line</th> <th>Margin</th> <th>Level</th> <th>Factor</th> <th>Loss</th> <th>Factor</th> </tr> <tr> <th>MHz</th> <th>dBuV/m</th> <th>dBuV/m</th> <th>dB</th> <th>dBuV</th> <th>dB/m</th> <th>dB</th> <th>dB</th> </tr> </thead> <tbody> <tr> <td>1</td> <td>10600.00</td> <td>48.22</td> <td>74.00</td> <td>-25.78</td> <td>60.72</td> <td>38.84</td> <td>12.23</td> <td>63.57</td> <td>---</td> <td>---</td> <td>Peak</td> </tr> <tr> <td>2</td> <td>15900.00</td> <td>49.48</td> <td>74.00</td> <td>-24.52</td> <td>57.82</td> <td>41.02</td> <td>14.75</td> <td>64.11</td> <td>---</td> <td>---</td> <td>Peak</td> </tr> </tbody> </table>	Limit	Read	Ant	Cable	Preamp	Apos	TPos		Freq	Level	Line	Margin	Level	Factor	Loss	Factor	MHz	dBuV/m	dBuV/m	dB	dBuV	dB/m	dB	dB	1	10600.00	48.22	74.00	-25.78	60.72	38.84	12.23	63.57	---	---	Peak	2	15900.00	49.48	74.00	-24.52	57.82	41.02	14.75	64.11	---	---
Limit	Read	Ant	Cable	Preamp	Apos	TPos																																																																																											
Freq	Level	Line	Margin	Level	Factor	Loss	Factor																																																																																										
MHz	dBuV/m	dBuV/m	dB	dBuV	dB/m	dB	dB																																																																																										
1	10600.00	48.79	74.00	-25.21	61.29	38.84	12.23	63.57	---	---	Peak																																																																																						
2	15900.00	48.24	74.00	-25.76	56.58	41.02	14.75	64.11	---	---	Peak																																																																																						
Limit	Read	Ant	Cable	Preamp	Apos	TPos																																																																																											
Freq	Level	Line	Margin	Level	Factor	Loss	Factor																																																																																										
MHz	dBuV/m	dBuV/m	dB	dBuV	dB/m	dB	dB																																																																																										
1	10600.00	48.22	74.00	-25.78	60.72	38.84	12.23	63.57	---	---	Peak																																																																																						
2	15900.00	49.48	74.00	-24.52	57.82	41.02	14.75	64.11	---	---	Peak																																																																																						



Mode	12																																																																															
	Band Edge																																																																															
	U-NII-2A_5.25-5.35_802.11a_CH64_5320MHz																																																																															
ANT	22																																																																															
Pol.	Horizontal	Fundamental																																																																														
Peak	 <p>Date: 2024-03-20</p> <table border="1"> <thead> <tr> <th>Limit</th> <th>Margin</th> <th>Read</th> <th>Ant</th> <th>Cable</th> <th>Preamp</th> <th>APos</th> <th>TPos</th> <th>Remark</th> </tr> <tr> <th>Freq</th> <th>Level</th> <th>Line</th> <th>(dB)</th> <th>Level</th> <th>Factor</th> <th>Loss</th> <th>Factor</th> <th></th> </tr> <tr> <th>MHz</th> <th>dBuV/m</th> <th>dBuV/m</th> <th>dB</th> <th>dBuV</th> <th>dB/m</th> <th>dB</th> <th>dB</th> <th>cm</th> <th>deg</th> </tr> </thead> <tbody> <tr> <td>1</td> <td>5352.90</td> <td>65.40</td> <td>74.00</td> <td>-8.60</td> <td>52.24</td> <td>35.99</td> <td>9.38</td> <td>32.21</td> <td>100</td> <td>296 PEAK</td> </tr> </tbody> </table>	Limit	Margin	Read	Ant	Cable	Preamp	APos	TPos	Remark	Freq	Level	Line	(dB)	Level	Factor	Loss	Factor		MHz	dBuV/m	dBuV/m	dB	dBuV	dB/m	dB	dB	cm	deg	1	5352.90	65.40	74.00	-8.60	52.24	35.99	9.38	32.21	100	296 PEAK	 <p>Date: 2024-03-20</p> <table border="1"> <thead> <tr> <th>Limit</th> <th>Margin</th> <th>Read</th> <th>Ant</th> <th>Cable</th> <th>Preamp</th> <th>APos</th> <th>TPos</th> <th>Remark</th> </tr> <tr> <th>Freq</th> <th>Level</th> <th>Line</th> <th>(dB)</th> <th>Level</th> <th>Factor</th> <th>Loss</th> <th>Factor</th> <th></th> </tr> <tr> <th>MHz</th> <th>dBuV/m</th> <th>dBuV/m</th> <th>dB</th> <th>dBuV</th> <th>dB/m</th> <th>dB</th> <th>dB</th> <th>cm</th> <th>deg</th> </tr> </thead> <tbody> <tr> <td>1</td> <td>5320.00</td> <td>109.62</td> <td>-----</td> <td>-----</td> <td>96.65</td> <td>36.01</td> <td>9.21</td> <td>32.25</td> <td>100</td> <td>296 PEAK</td> </tr> </tbody> </table>	Limit	Margin	Read	Ant	Cable	Preamp	APos	TPos	Remark	Freq	Level	Line	(dB)	Level	Factor	Loss	Factor		MHz	dBuV/m	dBuV/m	dB	dBuV	dB/m	dB	dB	cm	deg	1	5320.00	109.62	-----	-----	96.65	36.01	9.21	32.25	100	296 PEAK
	Limit	Margin	Read	Ant	Cable	Preamp	APos	TPos	Remark																																																																							
Freq	Level	Line	(dB)	Level	Factor	Loss	Factor																																																																									
MHz	dBuV/m	dBuV/m	dB	dBuV	dB/m	dB	dB	cm	deg																																																																							
1	5352.90	65.40	74.00	-8.60	52.24	35.99	9.38	32.21	100	296 PEAK																																																																						
Limit	Margin	Read	Ant	Cable	Preamp	APos	TPos	Remark																																																																								
Freq	Level	Line	(dB)	Level	Factor	Loss	Factor																																																																									
MHz	dBuV/m	dBuV/m	dB	dBuV	dB/m	dB	dB	cm	deg																																																																							
1	5320.00	109.62	-----	-----	96.65	36.01	9.21	32.25	100	296 PEAK																																																																						
Avg	 <p>Date: 2024-03-20</p> <table border="1"> <thead> <tr> <th>Limit</th> <th>Margin</th> <th>Read</th> <th>Ant</th> <th>Cable</th> <th>Preamp</th> <th>APos</th> <th>TPos</th> <th>Remark</th> </tr> <tr> <th>Freq</th> <th>Level</th> <th>Line</th> <th>(dB)</th> <th>Level</th> <th>Factor</th> <th>Loss</th> <th>Factor</th> <th></th> </tr> <tr> <th>MHz</th> <th>dBuV/m</th> <th>dBuV/m</th> <th>dB</th> <th>dBuV</th> <th>dB/m</th> <th>dB</th> <th>dB</th> <th>cm</th> <th>deg</th> </tr> </thead> <tbody> <tr> <td>1</td> <td>5351.64</td> <td>49.76</td> <td>54.00</td> <td>-4.24</td> <td>36.61</td> <td>35.99</td> <td>9.37</td> <td>32.21</td> <td>100</td> <td>296 AVERAGE</td> </tr> </tbody> </table>	Limit	Margin	Read	Ant	Cable	Preamp	APos	TPos	Remark	Freq	Level	Line	(dB)	Level	Factor	Loss	Factor		MHz	dBuV/m	dBuV/m	dB	dBuV	dB/m	dB	dB	cm	deg	1	5351.64	49.76	54.00	-4.24	36.61	35.99	9.37	32.21	100	296 AVERAGE	 <p>Date: 2024-03-20</p> <table border="1"> <thead> <tr> <th>Limit</th> <th>Margin</th> <th>Read</th> <th>Ant</th> <th>Cable</th> <th>Preamp</th> <th>APos</th> <th>TPos</th> <th>Remark</th> </tr> <tr> <th>Freq</th> <th>Level</th> <th>Line</th> <th>(dB)</th> <th>Level</th> <th>Factor</th> <th>Loss</th> <th>Factor</th> <th></th> </tr> <tr> <th>MHz</th> <th>dBuV/m</th> <th>dBuV/m</th> <th>dB</th> <th>dBuV</th> <th>dB/m</th> <th>dB</th> <th>dB</th> <th>cm</th> <th>deg</th> </tr> </thead> <tbody> <tr> <td>1</td> <td>5320.00</td> <td>103.32</td> <td>-----</td> <td>-----</td> <td>90.35</td> <td>36.01</td> <td>9.21</td> <td>32.25</td> <td>100</td> <td>296 AVERAGE</td> </tr> </tbody> </table>	Limit	Margin	Read	Ant	Cable	Preamp	APos	TPos	Remark	Freq	Level	Line	(dB)	Level	Factor	Loss	Factor		MHz	dBuV/m	dBuV/m	dB	dBuV	dB/m	dB	dB	cm	deg	1	5320.00	103.32	-----	-----	90.35	36.01	9.21	32.25	100	296 AVERAGE
Limit	Margin	Read	Ant	Cable	Preamp	APos	TPos	Remark																																																																								
Freq	Level	Line	(dB)	Level	Factor	Loss	Factor																																																																									
MHz	dBuV/m	dBuV/m	dB	dBuV	dB/m	dB	dB	cm	deg																																																																							
1	5351.64	49.76	54.00	-4.24	36.61	35.99	9.37	32.21	100	296 AVERAGE																																																																						
Limit	Margin	Read	Ant	Cable	Preamp	APos	TPos	Remark																																																																								
Freq	Level	Line	(dB)	Level	Factor	Loss	Factor																																																																									
MHz	dBuV/m	dBuV/m	dB	dBuV	dB/m	dB	dB	cm	deg																																																																							
1	5320.00	103.32	-----	-----	90.35	36.01	9.21	32.25	100	296 AVERAGE																																																																						



Mode	12																																																																																	
	Band Edge																																																																																	
	U-NII-2A_5.25-5.35_802.11a_CH64_5320MHz																																																																																	
ANT	22																																																																																	
Pol.	Vertical	Fundamental																																																																																
Peak	<table border="1"> <thead> <tr> <th>Limit</th> <th>Margin</th> <th>Read</th> <th>Ant</th> <th>Cable</th> <th>Preamp</th> <th>APos</th> <th>TPos</th> <th>Remark</th> </tr> <tr> <th>Freq</th> <th>Level</th> <th>Line</th> <th>(dB)</th> <th>Level</th> <th>Factor</th> <th>Loss</th> <th>Factor</th> <th></th> </tr> <tr> <th>MHz</th> <th>dBuV/m</th> <th>dBuV/m</th> <th>dB</th> <th>dBuV</th> <th>dB/m</th> <th>dB</th> <th>dB</th> <th>cm</th> <th>deg</th> </tr> </thead> <tbody> <tr> <td>1</td> <td>5372.50</td> <td>57.33</td> <td>74.00</td> <td>-16.67</td> <td>44.05</td> <td>35.98</td> <td>9.48</td> <td>32.18</td> <td>400</td> <td>268</td> <td>PEAK</td> </tr> </tbody> </table>	Limit	Margin	Read	Ant	Cable	Preamp	APos	TPos	Remark	Freq	Level	Line	(dB)	Level	Factor	Loss	Factor		MHz	dBuV/m	dBuV/m	dB	dBuV	dB/m	dB	dB	cm	deg	1	5372.50	57.33	74.00	-16.67	44.05	35.98	9.48	32.18	400	268	PEAK	<table border="1"> <thead> <tr> <th>Limit</th> <th>Margin</th> <th>Read</th> <th>Ant</th> <th>Cable</th> <th>Preamp</th> <th>APos</th> <th>TPos</th> <th>Remark</th> </tr> <tr> <th>Freq</th> <th>Level</th> <th>Line</th> <th>(dB)</th> <th>Level</th> <th>Factor</th> <th>Loss</th> <th>Factor</th> <th></th> </tr> <tr> <th>MHz</th> <th>dBuV/m</th> <th>dBuV/m</th> <th>dB</th> <th>dBuV</th> <th>dB/m</th> <th>dB</th> <th>dB</th> <th>cm</th> <th>deg</th> </tr> </thead> <tbody> <tr> <td>1</td> <td>5320.00</td> <td>105.18</td> <td>-----</td> <td>-----</td> <td>92.21</td> <td>36.01</td> <td>9.21</td> <td>32.25</td> <td>400</td> <td>268</td> <td>PEAK</td> </tr> </tbody> </table>	Limit	Margin	Read	Ant	Cable	Preamp	APos	TPos	Remark	Freq	Level	Line	(dB)	Level	Factor	Loss	Factor		MHz	dBuV/m	dBuV/m	dB	dBuV	dB/m	dB	dB	cm	deg	1	5320.00	105.18	-----	-----	92.21	36.01	9.21	32.25	400	268	PEAK
	Limit	Margin	Read	Ant	Cable	Preamp	APos	TPos	Remark																																																																									
Freq	Level	Line	(dB)	Level	Factor	Loss	Factor																																																																											
MHz	dBuV/m	dBuV/m	dB	dBuV	dB/m	dB	dB	cm	deg																																																																									
1	5372.50	57.33	74.00	-16.67	44.05	35.98	9.48	32.18	400	268	PEAK																																																																							
Limit	Margin	Read	Ant	Cable	Preamp	APos	TPos	Remark																																																																										
Freq	Level	Line	(dB)	Level	Factor	Loss	Factor																																																																											
MHz	dBuV/m	dBuV/m	dB	dBuV	dB/m	dB	dB	cm	deg																																																																									
1	5320.00	105.18	-----	-----	92.21	36.01	9.21	32.25	400	268	PEAK																																																																							
Avg	<table border="1"> <thead> <tr> <th>Limit</th> <th>Margin</th> <th>Read</th> <th>Ant</th> <th>Cable</th> <th>Preamp</th> <th>APos</th> <th>TPos</th> <th>Remark</th> </tr> <tr> <th>Freq</th> <th>Level</th> <th>Line</th> <th>(dB)</th> <th>Level</th> <th>Factor</th> <th>Loss</th> <th>Factor</th> <th></th> </tr> <tr> <th>MHz</th> <th>dBuV/m</th> <th>dBuV/m</th> <th>dB</th> <th>dBuV</th> <th>dB/m</th> <th>dB</th> <th>dB</th> <th>cm</th> <th>deg</th> </tr> </thead> <tbody> <tr> <td>1</td> <td>5350.38</td> <td>46.18</td> <td>54.00</td> <td>-7.82</td> <td>33.03</td> <td>35.99</td> <td>9.37</td> <td>32.21</td> <td>400</td> <td>268</td> <td>AVERAGE</td> </tr> </tbody> </table>	Limit	Margin	Read	Ant	Cable	Preamp	APos	TPos	Remark	Freq	Level	Line	(dB)	Level	Factor	Loss	Factor		MHz	dBuV/m	dBuV/m	dB	dBuV	dB/m	dB	dB	cm	deg	1	5350.38	46.18	54.00	-7.82	33.03	35.99	9.37	32.21	400	268	AVERAGE	<table border="1"> <thead> <tr> <th>Limit</th> <th>Margin</th> <th>Read</th> <th>Ant</th> <th>Cable</th> <th>Preamp</th> <th>APos</th> <th>TPos</th> <th>Remark</th> </tr> <tr> <th>Freq</th> <th>Level</th> <th>Line</th> <th>(dB)</th> <th>Level</th> <th>Factor</th> <th>Loss</th> <th>Factor</th> <th></th> </tr> <tr> <th>MHz</th> <th>dBuV/m</th> <th>dBuV/m</th> <th>dB</th> <th>dBuV</th> <th>dB/m</th> <th>dB</th> <th>dB</th> <th>cm</th> <th>deg</th> </tr> </thead> <tbody> <tr> <td>1</td> <td>5320.00</td> <td>98.19</td> <td>-----</td> <td>-----</td> <td>85.22</td> <td>36.01</td> <td>9.21</td> <td>32.25</td> <td>400</td> <td>268</td> <td>AVERAGE</td> </tr> </tbody> </table>	Limit	Margin	Read	Ant	Cable	Preamp	APos	TPos	Remark	Freq	Level	Line	(dB)	Level	Factor	Loss	Factor		MHz	dBuV/m	dBuV/m	dB	dBuV	dB/m	dB	dB	cm	deg	1	5320.00	98.19	-----	-----	85.22	36.01	9.21	32.25	400	268	AVERAGE
Limit	Margin	Read	Ant	Cable	Preamp	APos	TPos	Remark																																																																										
Freq	Level	Line	(dB)	Level	Factor	Loss	Factor																																																																											
MHz	dBuV/m	dBuV/m	dB	dBuV	dB/m	dB	dB	cm	deg																																																																									
1	5350.38	46.18	54.00	-7.82	33.03	35.99	9.37	32.21	400	268	AVERAGE																																																																							
Limit	Margin	Read	Ant	Cable	Preamp	APos	TPos	Remark																																																																										
Freq	Level	Line	(dB)	Level	Factor	Loss	Factor																																																																											
MHz	dBuV/m	dBuV/m	dB	dBuV	dB/m	dB	dB	cm	deg																																																																									
1	5320.00	98.19	-----	-----	85.22	36.01	9.21	32.25	400	268	AVERAGE																																																																							





Mode	12																																																																																																
	Harmonic																																																																																																
	U-NII-2A_5.25-5.35_802.11a_CH64_5320MHz																																																																																																
ANT	22																																																																																																
Pol.	Horizontal	Vertical																																																																																															
Peak Avg	<p>Date: 2024-03-21</p>	<p>Date: 2024-03-21</p>																																																																																															
	<table border="1"> <thead> <tr> <th>Limit</th> <th>Read</th> <th>Ant</th> <th>Cable</th> <th>Preamp</th> <th>Apos</th> <th>TPos</th> <th>Remark</th> </tr> <tr> <th>Freq</th> <th>Level</th> <th>Line</th> <th>Margin</th> <th>Level</th> <th>Factor</th> <th>Loss</th> <th>Factor</th> </tr> <tr> <th>MHz</th> <th>dBuV/m</th> <th>dBuV/m</th> <th>dB</th> <th>dBuV</th> <th>dB/m</th> <th>dB</th> <th>dB</th> </tr> </thead> <tbody> <tr> <td>1</td> <td>10640.00</td> <td>47.05</td> <td>74.00</td> <td>-26.95</td> <td>59.48</td> <td>38.86</td> <td>12.26</td> <td>63.55</td> <td>---</td> <td>---</td> <td>Peak</td> </tr> <tr> <td>2</td> <td>15960.00</td> <td>49.17</td> <td>74.00</td> <td>-24.83</td> <td>57.46</td> <td>41.07</td> <td>14.77</td> <td>64.13</td> <td>---</td> <td>---</td> <td>Peak</td> </tr> </tbody> </table>	Limit	Read	Ant	Cable	Preamp	Apos	TPos	Remark	Freq	Level	Line	Margin	Level	Factor	Loss	Factor	MHz	dBuV/m	dBuV/m	dB	dBuV	dB/m	dB	dB	1	10640.00	47.05	74.00	-26.95	59.48	38.86	12.26	63.55	---	---	Peak	2	15960.00	49.17	74.00	-24.83	57.46	41.07	14.77	64.13	---	---	Peak	<table border="1"> <thead> <tr> <th>Limit</th> <th>Read</th> <th>Ant</th> <th>Cable</th> <th>Preamp</th> <th>Apos</th> <th>TPos</th> <th>Remark</th> </tr> <tr> <th>Freq</th> <th>Level</th> <th>Line</th> <th>Margin</th> <th>Level</th> <th>Factor</th> <th>Loss</th> <th>Factor</th> </tr> <tr> <th>MHz</th> <th>dBuV/m</th> <th>dBuV/m</th> <th>dB</th> <th>dBuV</th> <th>dB/m</th> <th>dB</th> <th>dB</th> </tr> </thead> <tbody> <tr> <td>1</td> <td>10640.00</td> <td>48.40</td> <td>74.00</td> <td>-25.60</td> <td>60.83</td> <td>38.86</td> <td>12.26</td> <td>63.55</td> <td>---</td> <td>---</td> <td>Peak</td> </tr> <tr> <td>2</td> <td>15960.00</td> <td>48.58</td> <td>74.00</td> <td>-25.42</td> <td>56.87</td> <td>41.07</td> <td>14.77</td> <td>64.13</td> <td>---</td> <td>---</td> <td>Peak</td> </tr> </tbody> </table>	Limit	Read	Ant	Cable	Preamp	Apos	TPos	Remark	Freq	Level	Line	Margin	Level	Factor	Loss	Factor	MHz	dBuV/m	dBuV/m	dB	dBuV	dB/m	dB	dB	1	10640.00	48.40	74.00	-25.60	60.83	38.86	12.26	63.55	---	---	Peak	2	15960.00	48.58	74.00	-25.42	56.87	41.07	14.77	64.13	---	---
Limit	Read	Ant	Cable	Preamp	Apos	TPos	Remark																																																																																										
Freq	Level	Line	Margin	Level	Factor	Loss	Factor																																																																																										
MHz	dBuV/m	dBuV/m	dB	dBuV	dB/m	dB	dB																																																																																										
1	10640.00	47.05	74.00	-26.95	59.48	38.86	12.26	63.55	---	---	Peak																																																																																						
2	15960.00	49.17	74.00	-24.83	57.46	41.07	14.77	64.13	---	---	Peak																																																																																						
Limit	Read	Ant	Cable	Preamp	Apos	TPos	Remark																																																																																										
Freq	Level	Line	Margin	Level	Factor	Loss	Factor																																																																																										
MHz	dBuV/m	dBuV/m	dB	dBuV	dB/m	dB	dB																																																																																										
1	10640.00	48.40	74.00	-25.60	60.83	38.86	12.26	63.55	---	---	Peak																																																																																						
2	15960.00	48.58	74.00	-25.42	56.87	41.07	14.77	64.13	---	---	Peak																																																																																						



Mode	13																																																																																																
	Harmonic																																																																																																
	U-NII-2A_5.25-5.35_802.11n HT20_CH52_5260MHz																																																																																																
ANT	22																																																																																																
Pol.	Horizontal	Vertical																																																																																															
Peak Avg	<p>Date: 2024-03-21</p>	<p>Date: 2024-03-21</p>																																																																																															
	<table border="1"> <thead> <tr> <th>Limit</th> <th>Read</th> <th>Ant</th> <th>Cable</th> <th>Preamp</th> <th>Apos</th> <th>TPos</th> <th>Remark</th> </tr> <tr> <th>Freq</th> <th>Level</th> <th>Line</th> <th>Margin</th> <th>Level</th> <th>Factor</th> <th>Loss</th> <th>Factor</th> </tr> <tr> <th>MHz</th> <th>dBuV/m</th> <th>dBuV/m</th> <th>dB</th> <th>dBuV</th> <th>dB/m</th> <th>dB</th> <th>dB</th> </tr> </thead> <tbody> <tr> <td>1</td> <td>10520.00</td> <td>48.81</td> <td>68.30</td> <td>-19.49</td> <td>61.42</td> <td>38.81</td> <td>12.18</td> <td>63.60</td> <td>---</td> <td>---</td> <td>Peak</td> </tr> <tr> <td>2</td> <td>15780.00</td> <td>48.75</td> <td>74.00</td> <td>-25.25</td> <td>57.21</td> <td>40.92</td> <td>14.69</td> <td>64.07</td> <td>---</td> <td>---</td> <td>Peak</td> </tr> </tbody> </table>	Limit	Read	Ant	Cable	Preamp	Apos	TPos	Remark	Freq	Level	Line	Margin	Level	Factor	Loss	Factor	MHz	dBuV/m	dBuV/m	dB	dBuV	dB/m	dB	dB	1	10520.00	48.81	68.30	-19.49	61.42	38.81	12.18	63.60	---	---	Peak	2	15780.00	48.75	74.00	-25.25	57.21	40.92	14.69	64.07	---	---	Peak	<table border="1"> <thead> <tr> <th>Limit</th> <th>Read</th> <th>Ant</th> <th>Cable</th> <th>Preamp</th> <th>Apos</th> <th>TPos</th> <th>Remark</th> </tr> <tr> <th>Freq</th> <th>Level</th> <th>Line</th> <th>Margin</th> <th>Level</th> <th>Factor</th> <th>Loss</th> <th>Factor</th> </tr> <tr> <th>MHz</th> <th>dBuV/m</th> <th>dBuV/m</th> <th>dB</th> <th>dBuV</th> <th>dB/m</th> <th>dB</th> <th>dB</th> </tr> </thead> <tbody> <tr> <td>1</td> <td>10520.00</td> <td>46.95</td> <td>68.30</td> <td>-21.35</td> <td>59.56</td> <td>38.81</td> <td>12.18</td> <td>63.60</td> <td>---</td> <td>---</td> <td>Peak</td> </tr> <tr> <td>2</td> <td>15780.00</td> <td>48.84</td> <td>74.00</td> <td>-25.16</td> <td>57.30</td> <td>40.92</td> <td>14.69</td> <td>64.07</td> <td>---</td> <td>---</td> <td>Peak</td> </tr> </tbody> </table>	Limit	Read	Ant	Cable	Preamp	Apos	TPos	Remark	Freq	Level	Line	Margin	Level	Factor	Loss	Factor	MHz	dBuV/m	dBuV/m	dB	dBuV	dB/m	dB	dB	1	10520.00	46.95	68.30	-21.35	59.56	38.81	12.18	63.60	---	---	Peak	2	15780.00	48.84	74.00	-25.16	57.30	40.92	14.69	64.07	---	---
Limit	Read	Ant	Cable	Preamp	Apos	TPos	Remark																																																																																										
Freq	Level	Line	Margin	Level	Factor	Loss	Factor																																																																																										
MHz	dBuV/m	dBuV/m	dB	dBuV	dB/m	dB	dB																																																																																										
1	10520.00	48.81	68.30	-19.49	61.42	38.81	12.18	63.60	---	---	Peak																																																																																						
2	15780.00	48.75	74.00	-25.25	57.21	40.92	14.69	64.07	---	---	Peak																																																																																						
Limit	Read	Ant	Cable	Preamp	Apos	TPos	Remark																																																																																										
Freq	Level	Line	Margin	Level	Factor	Loss	Factor																																																																																										
MHz	dBuV/m	dBuV/m	dB	dBuV	dB/m	dB	dB																																																																																										
1	10520.00	46.95	68.30	-21.35	59.56	38.81	12.18	63.60	---	---	Peak																																																																																						
2	15780.00	48.84	74.00	-25.16	57.30	40.92	14.69	64.07	---	---	Peak																																																																																						



Mode	14																																																																																																
	Harmonic																																																																																																
	U-NII-2A_5.25-5.35_802.11n HT20_CH60_5300MHz																																																																																																
ANT	22																																																																																																
Pol.	Horizontal	Vertical																																																																																															
Peak Avg																																																																																																	
	<table border="1"> <thead> <tr> <th>Limit</th> <th>Read</th> <th>Ant</th> <th>Cable</th> <th>Preamp</th> <th>Apos</th> <th>TPos</th> <th></th> </tr> <tr> <th>Freq</th> <th>Level</th> <th>Line</th> <th>Margin</th> <th>Level</th> <th>Factor</th> <th>Loss</th> <th>Factor</th> </tr> <tr> <th>MHz</th> <th>dBuV/m</th> <th>dBuV/m</th> <th>dB</th> <th>dBuV</th> <th>dB/m</th> <th>dB</th> <th>dB</th> </tr> </thead> <tbody> <tr> <td>1</td> <td>10600.00</td> <td>48.41</td> <td>74.00</td> <td>-25.59</td> <td>60.91</td> <td>38.84</td> <td>12.23</td> <td>63.57</td> <td>---</td> <td>---</td> <td>Peak</td> </tr> <tr> <td>2</td> <td>15900.00</td> <td>49.40</td> <td>74.00</td> <td>-24.60</td> <td>57.74</td> <td>41.02</td> <td>14.75</td> <td>64.11</td> <td>---</td> <td>---</td> <td>Peak</td> </tr> </tbody> </table>	Limit	Read	Ant	Cable	Preamp	Apos	TPos		Freq	Level	Line	Margin	Level	Factor	Loss	Factor	MHz	dBuV/m	dBuV/m	dB	dBuV	dB/m	dB	dB	1	10600.00	48.41	74.00	-25.59	60.91	38.84	12.23	63.57	---	---	Peak	2	15900.00	49.40	74.00	-24.60	57.74	41.02	14.75	64.11	---	---	Peak	<table border="1"> <thead> <tr> <th>Limit</th> <th>Read</th> <th>Ant</th> <th>Cable</th> <th>Preamp</th> <th>Apos</th> <th>TPos</th> <th></th> </tr> <tr> <th>Freq</th> <th>Level</th> <th>Line</th> <th>Margin</th> <th>Level</th> <th>Factor</th> <th>Loss</th> <th>Factor</th> </tr> <tr> <th>MHz</th> <th>dBuV/m</th> <th>dBuV/m</th> <th>dB</th> <th>dBuV</th> <th>dB/m</th> <th>dB</th> <th>dB</th> </tr> </thead> <tbody> <tr> <td>1</td> <td>10600.00</td> <td>48.44</td> <td>74.00</td> <td>-25.56</td> <td>60.94</td> <td>38.84</td> <td>12.23</td> <td>63.57</td> <td>---</td> <td>---</td> <td>Peak</td> </tr> <tr> <td>2</td> <td>15900.00</td> <td>49.28</td> <td>74.00</td> <td>-24.72</td> <td>57.62</td> <td>41.02</td> <td>14.75</td> <td>64.11</td> <td>---</td> <td>---</td> <td>Peak</td> </tr> </tbody> </table>	Limit	Read	Ant	Cable	Preamp	Apos	TPos		Freq	Level	Line	Margin	Level	Factor	Loss	Factor	MHz	dBuV/m	dBuV/m	dB	dBuV	dB/m	dB	dB	1	10600.00	48.44	74.00	-25.56	60.94	38.84	12.23	63.57	---	---	Peak	2	15900.00	49.28	74.00	-24.72	57.62	41.02	14.75	64.11	---	---
Limit	Read	Ant	Cable	Preamp	Apos	TPos																																																																																											
Freq	Level	Line	Margin	Level	Factor	Loss	Factor																																																																																										
MHz	dBuV/m	dBuV/m	dB	dBuV	dB/m	dB	dB																																																																																										
1	10600.00	48.41	74.00	-25.59	60.91	38.84	12.23	63.57	---	---	Peak																																																																																						
2	15900.00	49.40	74.00	-24.60	57.74	41.02	14.75	64.11	---	---	Peak																																																																																						
Limit	Read	Ant	Cable	Preamp	Apos	TPos																																																																																											
Freq	Level	Line	Margin	Level	Factor	Loss	Factor																																																																																										
MHz	dBuV/m	dBuV/m	dB	dBuV	dB/m	dB	dB																																																																																										
1	10600.00	48.44	74.00	-25.56	60.94	38.84	12.23	63.57	---	---	Peak																																																																																						
2	15900.00	49.28	74.00	-24.72	57.62	41.02	14.75	64.11	---	---	Peak																																																																																						



Mode	15																																											
	Band Edge																																											
	U-NII-2A_5.25-5.35_802.11n HT20_CH64_5320MHz																																											
ANT	22																																											
Pol.	Horizontal	Fundamental																																										
Peak	<table border="1"> <thead> <tr> <th>Limit Margin</th> <th>Read</th> <th>Ant</th> <th>Cable</th> <th>Preamp</th> <th>APos</th> <th>TPos</th> </tr> <tr> <th>Freq Level Line (dB)</th> <th>Level Factor</th> <th>Loss Factor</th> <th></th> <th></th> <th>cm</th> <th>deg</th> </tr> </thead> <tbody> <tr> <td>1 5356.40 64.84 74.00 -9.16</td> <td>51.65</td> <td>35.99</td> <td>9.40</td> <td>32.20</td> <td>100</td> <td>295 PEAK</td> </tr> </tbody> </table>	Limit Margin	Read	Ant	Cable	Preamp	APos	TPos	Freq Level Line (dB)	Level Factor	Loss Factor			cm	deg	1 5356.40 64.84 74.00 -9.16	51.65	35.99	9.40	32.20	100	295 PEAK	<table border="1"> <thead> <tr> <th>Limit Margin</th> <th>Read</th> <th>Ant</th> <th>Cable</th> <th>Preamp</th> <th>APos</th> <th>TPos</th> </tr> <tr> <th>Freq Level Line (dB)</th> <th>Level Factor</th> <th>Loss Factor</th> <th></th> <th></th> <th>cm</th> <th>deg</th> </tr> </thead> <tbody> <tr> <td>1 5320.00 109.95 -----</td> <td>96.98</td> <td>36.01</td> <td>9.21</td> <td>32.25</td> <td>100</td> <td>295 PEAK</td> </tr> </tbody> </table>	Limit Margin	Read	Ant	Cable	Preamp	APos	TPos	Freq Level Line (dB)	Level Factor	Loss Factor			cm	deg	1 5320.00 109.95 -----	96.98	36.01	9.21	32.25	100	295 PEAK
	Limit Margin	Read	Ant	Cable	Preamp	APos	TPos																																					
Freq Level Line (dB)	Level Factor	Loss Factor			cm	deg																																						
1 5356.40 64.84 74.00 -9.16	51.65	35.99	9.40	32.20	100	295 PEAK																																						
Limit Margin	Read	Ant	Cable	Preamp	APos	TPos																																						
Freq Level Line (dB)	Level Factor	Loss Factor			cm	deg																																						
1 5320.00 109.95 -----	96.98	36.01	9.21	32.25	100	295 PEAK																																						
Avg	<table border="1"> <thead> <tr> <th>Limit Margin</th> <th>Read</th> <th>Ant</th> <th>Cable</th> <th>Preamp</th> <th>APos</th> <th>TPos</th> </tr> <tr> <th>Freq Level Line (dB)</th> <th>Level Factor</th> <th>Loss Factor</th> <th></th> <th></th> <th>cm</th> <th>deg</th> </tr> </thead> <tbody> <tr> <td>1 5350.10 51.17 54.00 -2.83</td> <td>38.02</td> <td>35.99</td> <td>9.37</td> <td>32.21</td> <td>100</td> <td>295 AVERAGE</td> </tr> </tbody> </table>	Limit Margin	Read	Ant	Cable	Preamp	APos	TPos	Freq Level Line (dB)	Level Factor	Loss Factor			cm	deg	1 5350.10 51.17 54.00 -2.83	38.02	35.99	9.37	32.21	100	295 AVERAGE	<table border="1"> <thead> <tr> <th>Limit Margin</th> <th>Read</th> <th>Ant</th> <th>Cable</th> <th>Preamp</th> <th>APos</th> <th>TPos</th> </tr> <tr> <th>Freq Level Line (dB)</th> <th>Level Factor</th> <th>Loss Factor</th> <th></th> <th></th> <th>cm</th> <th>deg</th> </tr> </thead> <tbody> <tr> <td>1 5320.00 103.35 -----</td> <td>90.38</td> <td>36.01</td> <td>9.21</td> <td>32.25</td> <td>100</td> <td>295 AVERAGE</td> </tr> </tbody> </table>	Limit Margin	Read	Ant	Cable	Preamp	APos	TPos	Freq Level Line (dB)	Level Factor	Loss Factor			cm	deg	1 5320.00 103.35 -----	90.38	36.01	9.21	32.25	100	295 AVERAGE
Limit Margin	Read	Ant	Cable	Preamp	APos	TPos																																						
Freq Level Line (dB)	Level Factor	Loss Factor			cm	deg																																						
1 5350.10 51.17 54.00 -2.83	38.02	35.99	9.37	32.21	100	295 AVERAGE																																						
Limit Margin	Read	Ant	Cable	Preamp	APos	TPos																																						
Freq Level Line (dB)	Level Factor	Loss Factor			cm	deg																																						
1 5320.00 103.35 -----	90.38	36.01	9.21	32.25	100	295 AVERAGE																																						

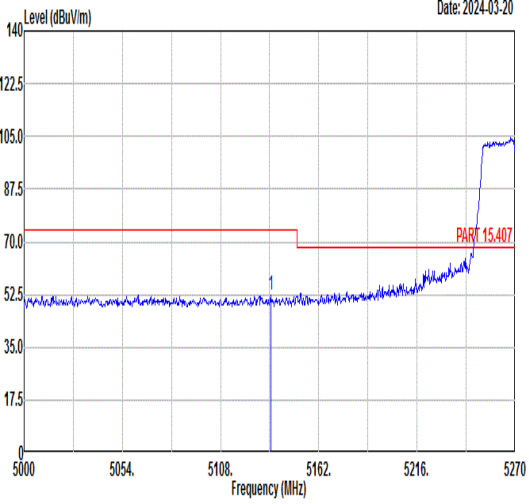
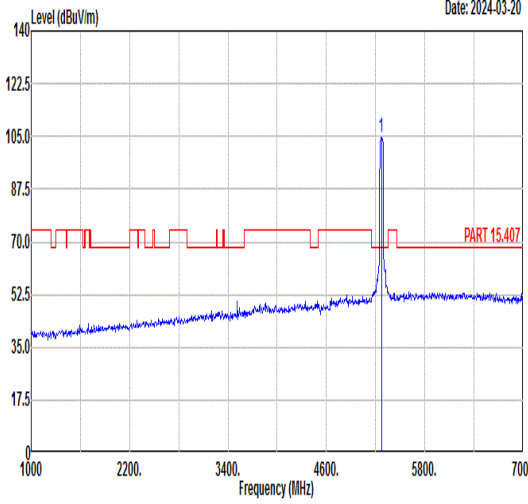
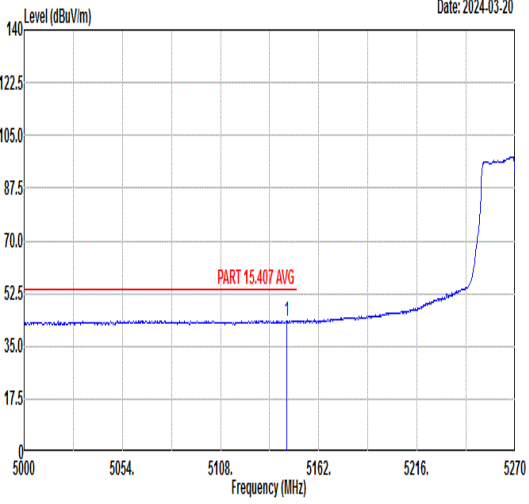
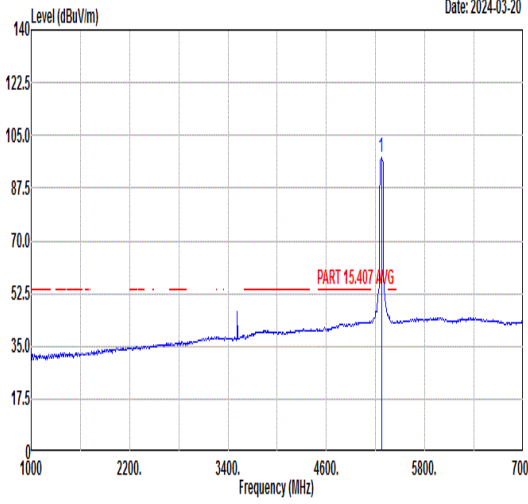


Mode	15																																																																									
	Band Edge																																																																									
	U-NII-2A_5.25-5.35_802.11n HT20_CH64_5320MHz																																																																									
ANT	22																																																																									
Pol.	Vertical	Fundamental																																																																								
Peak	<table border="1"> <thead> <tr> <th>Limit</th> <th>Margin</th> <th>Read</th> <th>Ant</th> <th>Cable</th> <th>Preamp</th> <th>APos</th> <th>TPos</th> </tr> <tr> <th>Freq</th> <th>Level</th> <th>Line</th> <th>(dB)</th> <th>Level</th> <th>Factor</th> <th>Loss</th> <th>Factor</th> </tr> <tr> <th>MHz</th> <th>dBuV/m</th> <th>dBuV/m</th> <th>dB</th> <th>dBuV</th> <th>dB/m</th> <th>dB</th> <th>dB</th> </tr> </thead> <tbody> <tr> <td>1</td> <td>5362.84</td> <td>59.33</td> <td>74.00</td> <td>-14.67</td> <td>46.11</td> <td>35.98</td> <td>9.43</td> <td>32.19</td> <td>400</td> <td>266</td> <td>PEAK</td> </tr> </tbody> </table>	Limit	Margin	Read	Ant	Cable	Preamp	APos	TPos	Freq	Level	Line	(dB)	Level	Factor	Loss	Factor	MHz	dBuV/m	dBuV/m	dB	dBuV	dB/m	dB	dB	1	5362.84	59.33	74.00	-14.67	46.11	35.98	9.43	32.19	400	266	PEAK	<table border="1"> <thead> <tr> <th>Limit</th> <th>Margin</th> <th>Read</th> <th>Ant</th> <th>Cable</th> <th>Preamp</th> <th>APos</th> <th>TPos</th> </tr> <tr> <th>Freq</th> <th>Level</th> <th>Line</th> <th>(dB)</th> <th>Level</th> <th>Factor</th> <th>Loss</th> <th>Factor</th> </tr> <tr> <th>MHz</th> <th>dBuV/m</th> <th>dBuV/m</th> <th>dB</th> <th>dBuV</th> <th>dB/m</th> <th>dB</th> <th>dB</th> </tr> </thead> <tbody> <tr> <td>1</td> <td>5320.00</td> <td>105.52</td> <td>-----</td> <td>-----</td> <td>92.55</td> <td>36.01</td> <td>9.21</td> <td>32.25</td> <td>400</td> <td>266</td> <td>PEAK</td> </tr> </tbody> </table>	Limit	Margin	Read	Ant	Cable	Preamp	APos	TPos	Freq	Level	Line	(dB)	Level	Factor	Loss	Factor	MHz	dBuV/m	dBuV/m	dB	dBuV	dB/m	dB	dB	1	5320.00	105.52	-----	-----	92.55	36.01	9.21	32.25	400	266	PEAK
	Limit	Margin	Read	Ant	Cable	Preamp	APos	TPos																																																																		
Freq	Level	Line	(dB)	Level	Factor	Loss	Factor																																																																			
MHz	dBuV/m	dBuV/m	dB	dBuV	dB/m	dB	dB																																																																			
1	5362.84	59.33	74.00	-14.67	46.11	35.98	9.43	32.19	400	266	PEAK																																																															
Limit	Margin	Read	Ant	Cable	Preamp	APos	TPos																																																																			
Freq	Level	Line	(dB)	Level	Factor	Loss	Factor																																																																			
MHz	dBuV/m	dBuV/m	dB	dBuV	dB/m	dB	dB																																																																			
1	5320.00	105.52	-----	-----	92.55	36.01	9.21	32.25	400	266	PEAK																																																															
Avg	<table border="1"> <thead> <tr> <th>Limit</th> <th>Margin</th> <th>Read</th> <th>Ant</th> <th>Cable</th> <th>Preamp</th> <th>APos</th> <th>TPos</th> </tr> <tr> <th>Freq</th> <th>Level</th> <th>Line</th> <th>(dB)</th> <th>Level</th> <th>Factor</th> <th>Loss</th> <th>Factor</th> </tr> <tr> <th>MHz</th> <th>dBuV/m</th> <th>dBuV/m</th> <th>dB</th> <th>dBuV</th> <th>dB/m</th> <th>dB</th> <th>dB</th> </tr> </thead> <tbody> <tr> <td>1</td> <td>5352.34</td> <td>47.48</td> <td>54.00</td> <td>-6.52</td> <td>34.32</td> <td>35.99</td> <td>9.38</td> <td>32.21</td> <td>400</td> <td>266</td> <td>AVERAGE</td> </tr> </tbody> </table>	Limit	Margin	Read	Ant	Cable	Preamp	APos	TPos	Freq	Level	Line	(dB)	Level	Factor	Loss	Factor	MHz	dBuV/m	dBuV/m	dB	dBuV	dB/m	dB	dB	1	5352.34	47.48	54.00	-6.52	34.32	35.99	9.38	32.21	400	266	AVERAGE	<table border="1"> <thead> <tr> <th>Limit</th> <th>Margin</th> <th>Read</th> <th>Ant</th> <th>Cable</th> <th>Preamp</th> <th>APos</th> <th>TPos</th> </tr> <tr> <th>Freq</th> <th>Level</th> <th>Line</th> <th>(dB)</th> <th>Level</th> <th>Factor</th> <th>Loss</th> <th>Factor</th> </tr> <tr> <th>MHz</th> <th>dBuV/m</th> <th>dBuV/m</th> <th>dB</th> <th>dBuV</th> <th>dB/m</th> <th>dB</th> <th>dB</th> </tr> </thead> <tbody> <tr> <td>1</td> <td>5320.00</td> <td>98.84</td> <td>-----</td> <td>-----</td> <td>85.87</td> <td>36.01</td> <td>9.21</td> <td>32.25</td> <td>400</td> <td>266</td> <td>AVERAGE</td> </tr> </tbody> </table>	Limit	Margin	Read	Ant	Cable	Preamp	APos	TPos	Freq	Level	Line	(dB)	Level	Factor	Loss	Factor	MHz	dBuV/m	dBuV/m	dB	dBuV	dB/m	dB	dB	1	5320.00	98.84	-----	-----	85.87	36.01	9.21	32.25	400	266	AVERAGE
Limit	Margin	Read	Ant	Cable	Preamp	APos	TPos																																																																			
Freq	Level	Line	(dB)	Level	Factor	Loss	Factor																																																																			
MHz	dBuV/m	dBuV/m	dB	dBuV	dB/m	dB	dB																																																																			
1	5352.34	47.48	54.00	-6.52	34.32	35.99	9.38	32.21	400	266	AVERAGE																																																															
Limit	Margin	Read	Ant	Cable	Preamp	APos	TPos																																																																			
Freq	Level	Line	(dB)	Level	Factor	Loss	Factor																																																																			
MHz	dBuV/m	dBuV/m	dB	dBuV	dB/m	dB	dB																																																																			
1	5320.00	98.84	-----	-----	85.87	36.01	9.21	32.25	400	266	AVERAGE																																																															



Mode	15																																																																																																
	Harmonic																																																																																																
	U-NII-2A_5.25-5.35_802.11n HT20_CH64_5320MHz																																																																																																
ANT	22																																																																																																
Pol.	Horizontal	Vertical																																																																																															
Peak Avg	<p>Date: 2024-03-21</p>	<p>Date: 2024-03-21</p>																																																																																															
	<table border="1"> <thead> <tr> <th>Limit</th> <th>Read</th> <th>Ant</th> <th>Cable</th> <th>Preamp</th> <th>Apos</th> <th>TPos</th> <th>Remark</th> </tr> <tr> <th>Freq</th> <th>Level</th> <th>Line</th> <th>Margin</th> <th>Level</th> <th>Factor</th> <th>Loss</th> <th>Factor</th> </tr> <tr> <th>MHz</th> <th>dBuV/m</th> <th>dBuV/m</th> <th>dB</th> <th>dBuV</th> <th>dB/m</th> <th>dB</th> <th>dB</th> </tr> </thead> <tbody> <tr> <td>1</td> <td>10640.00</td> <td>48.59</td> <td>74.00</td> <td>-25.41</td> <td>61.02</td> <td>38.86</td> <td>12.26</td> <td>63.55</td> <td>---</td> <td>---</td> <td>Peak</td> </tr> <tr> <td>2</td> <td>15960.00</td> <td>49.93</td> <td>74.00</td> <td>-24.07</td> <td>58.22</td> <td>41.07</td> <td>14.77</td> <td>64.13</td> <td>---</td> <td>---</td> <td>Peak</td> </tr> </tbody> </table>	Limit	Read	Ant	Cable	Preamp	Apos	TPos	Remark	Freq	Level	Line	Margin	Level	Factor	Loss	Factor	MHz	dBuV/m	dBuV/m	dB	dBuV	dB/m	dB	dB	1	10640.00	48.59	74.00	-25.41	61.02	38.86	12.26	63.55	---	---	Peak	2	15960.00	49.93	74.00	-24.07	58.22	41.07	14.77	64.13	---	---	Peak	<table border="1"> <thead> <tr> <th>Limit</th> <th>Read</th> <th>Ant</th> <th>Cable</th> <th>Preamp</th> <th>Apos</th> <th>TPos</th> <th>Remark</th> </tr> <tr> <th>Freq</th> <th>Level</th> <th>Line</th> <th>Margin</th> <th>Level</th> <th>Factor</th> <th>Loss</th> <th>Factor</th> </tr> <tr> <th>MHz</th> <th>dBuV/m</th> <th>dBuV/m</th> <th>dB</th> <th>dBuV</th> <th>dB/m</th> <th>dB</th> <th>dB</th> </tr> </thead> <tbody> <tr> <td>1</td> <td>10640.00</td> <td>48.73</td> <td>74.00</td> <td>-25.27</td> <td>61.16</td> <td>38.86</td> <td>12.26</td> <td>63.55</td> <td>---</td> <td>---</td> <td>Peak</td> </tr> <tr> <td>2</td> <td>15960.00</td> <td>50.26</td> <td>74.00</td> <td>-23.74</td> <td>58.55</td> <td>41.07</td> <td>14.77</td> <td>64.13</td> <td>---</td> <td>---</td> <td>Peak</td> </tr> </tbody> </table>	Limit	Read	Ant	Cable	Preamp	Apos	TPos	Remark	Freq	Level	Line	Margin	Level	Factor	Loss	Factor	MHz	dBuV/m	dBuV/m	dB	dBuV	dB/m	dB	dB	1	10640.00	48.73	74.00	-25.27	61.16	38.86	12.26	63.55	---	---	Peak	2	15960.00	50.26	74.00	-23.74	58.55	41.07	14.77	64.13	---	---
Limit	Read	Ant	Cable	Preamp	Apos	TPos	Remark																																																																																										
Freq	Level	Line	Margin	Level	Factor	Loss	Factor																																																																																										
MHz	dBuV/m	dBuV/m	dB	dBuV	dB/m	dB	dB																																																																																										
1	10640.00	48.59	74.00	-25.41	61.02	38.86	12.26	63.55	---	---	Peak																																																																																						
2	15960.00	49.93	74.00	-24.07	58.22	41.07	14.77	64.13	---	---	Peak																																																																																						
Limit	Read	Ant	Cable	Preamp	Apos	TPos	Remark																																																																																										
Freq	Level	Line	Margin	Level	Factor	Loss	Factor																																																																																										
MHz	dBuV/m	dBuV/m	dB	dBuV	dB/m	dB	dB																																																																																										
1	10640.00	48.73	74.00	-25.27	61.16	38.86	12.26	63.55	---	---	Peak																																																																																						
2	15960.00	50.26	74.00	-23.74	58.55	41.07	14.77	64.13	---	---	Peak																																																																																						



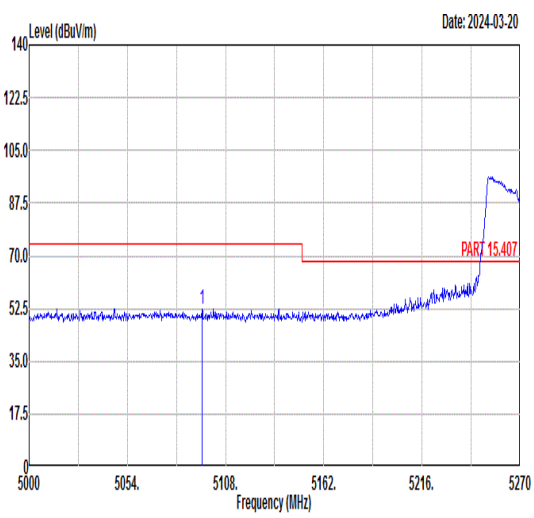
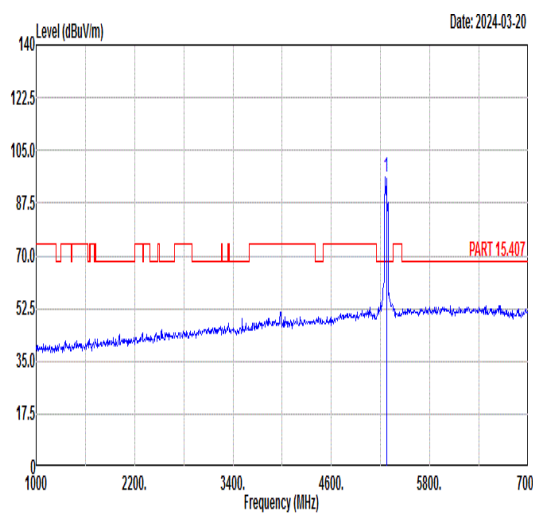
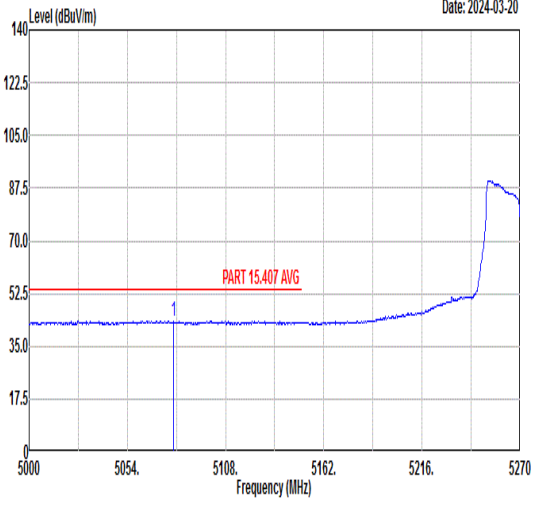
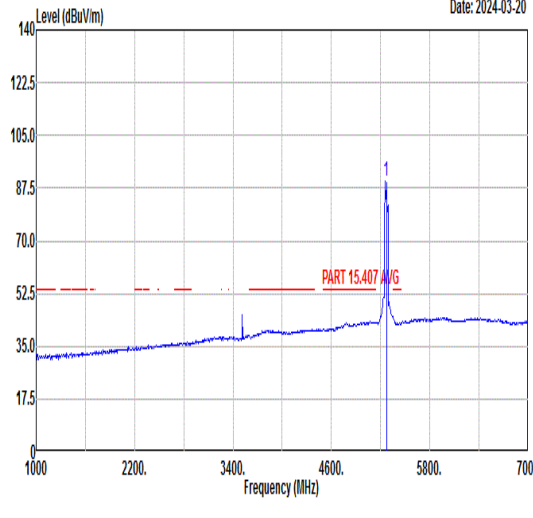
Mode	16																																																																																	
	Band Edge - L																																																																																	
	U-NII-2A_5.25-5.35_802.11n HT40_CH54_5270MHz																																																																																	
ANT	22																																																																																	
Pol.	Horizontal	Fundamental																																																																																
Peak	 <p>Date: 2024-03-20</p> <table border="1"> <thead> <tr> <th>Limit</th> <th>Margin</th> <th>Read</th> <th>Ant</th> <th>Cable</th> <th>Preamp</th> <th>APos</th> <th>TPos</th> <th>Remark</th> </tr> <tr> <th>Freq</th> <th>Level</th> <th>Line</th> <th>(dB)</th> <th>Level</th> <th>Factor</th> <th>Loss</th> <th>Factor</th> <th></th> </tr> <tr> <th>MHz</th> <th>dBuV/m</th> <th>dBuV/m</th> <th>dB</th> <th>dBuV</th> <th>dB/m</th> <th>dB</th> <th>dB</th> <th>cm</th> <th>deg</th> </tr> </thead> <tbody> <tr> <td>1</td> <td>5135.54</td> <td>52.26</td> <td>74.00</td> <td>-21.74</td> <td>40.14</td> <td>36.12</td> <td>8.51</td> <td>32.51</td> <td>100</td> <td>307</td> <td>PEAK</td> </tr> </tbody> </table>	Limit	Margin	Read	Ant	Cable	Preamp	APos	TPos	Remark	Freq	Level	Line	(dB)	Level	Factor	Loss	Factor		MHz	dBuV/m	dBuV/m	dB	dBuV	dB/m	dB	dB	cm	deg	1	5135.54	52.26	74.00	-21.74	40.14	36.12	8.51	32.51	100	307	PEAK	 <p>Date: 2024-03-20</p> <table border="1"> <thead> <tr> <th>Limit</th> <th>Margin</th> <th>Read</th> <th>Ant</th> <th>Cable</th> <th>Preamp</th> <th>APos</th> <th>TPos</th> <th>Remark</th> </tr> <tr> <th>Freq</th> <th>Level</th> <th>Line</th> <th>(dB)</th> <th>Level</th> <th>Factor</th> <th>Loss</th> <th>Factor</th> <th></th> </tr> <tr> <th>MHz</th> <th>dBuV/m</th> <th>dBuV/m</th> <th>dB</th> <th>dBuV</th> <th>dB/m</th> <th>dB</th> <th>dB</th> <th>cm</th> <th>deg</th> </tr> </thead> <tbody> <tr> <td>1</td> <td>5270.00</td> <td>104.62</td> <td>-----</td> <td>-----</td> <td>91.98</td> <td>36.04</td> <td>8.93</td> <td>32.33</td> <td>100</td> <td>307</td> <td>PEAK</td> </tr> </tbody> </table>	Limit	Margin	Read	Ant	Cable	Preamp	APos	TPos	Remark	Freq	Level	Line	(dB)	Level	Factor	Loss	Factor		MHz	dBuV/m	dBuV/m	dB	dBuV	dB/m	dB	dB	cm	deg	1	5270.00	104.62	-----	-----	91.98	36.04	8.93	32.33	100	307	PEAK
	Limit	Margin	Read	Ant	Cable	Preamp	APos	TPos	Remark																																																																									
Freq	Level	Line	(dB)	Level	Factor	Loss	Factor																																																																											
MHz	dBuV/m	dBuV/m	dB	dBuV	dB/m	dB	dB	cm	deg																																																																									
1	5135.54	52.26	74.00	-21.74	40.14	36.12	8.51	32.51	100	307	PEAK																																																																							
Limit	Margin	Read	Ant	Cable	Preamp	APos	TPos	Remark																																																																										
Freq	Level	Line	(dB)	Level	Factor	Loss	Factor																																																																											
MHz	dBuV/m	dBuV/m	dB	dBuV	dB/m	dB	dB	cm	deg																																																																									
1	5270.00	104.62	-----	-----	91.98	36.04	8.93	32.33	100	307	PEAK																																																																							
Avg	 <p>Date: 2024-03-20</p> <table border="1"> <thead> <tr> <th>Limit</th> <th>Margin</th> <th>Read</th> <th>Ant</th> <th>Cable</th> <th>Preamp</th> <th>APos</th> <th>TPos</th> <th>Remark</th> </tr> <tr> <th>Freq</th> <th>Level</th> <th>Line</th> <th>(dB)</th> <th>Level</th> <th>Factor</th> <th>Loss</th> <th>Factor</th> <th></th> </tr> <tr> <th>MHz</th> <th>dBuV/m</th> <th>dBuV/m</th> <th>dB</th> <th>dBuV</th> <th>dB/m</th> <th>dB</th> <th>dB</th> <th>cm</th> <th>deg</th> </tr> </thead> <tbody> <tr> <td>1</td> <td>5144.45</td> <td>43.56</td> <td>54.00</td> <td>-10.44</td> <td>31.42</td> <td>36.11</td> <td>8.53</td> <td>32.50</td> <td>100</td> <td>307</td> <td>AVERAGE</td> </tr> </tbody> </table>	Limit	Margin	Read	Ant	Cable	Preamp	APos	TPos	Remark	Freq	Level	Line	(dB)	Level	Factor	Loss	Factor		MHz	dBuV/m	dBuV/m	dB	dBuV	dB/m	dB	dB	cm	deg	1	5144.45	43.56	54.00	-10.44	31.42	36.11	8.53	32.50	100	307	AVERAGE	 <p>Date: 2024-03-20</p> <table border="1"> <thead> <tr> <th>Limit</th> <th>Margin</th> <th>Read</th> <th>Ant</th> <th>Cable</th> <th>Preamp</th> <th>APos</th> <th>TPos</th> <th>Remark</th> </tr> <tr> <th>Freq</th> <th>Level</th> <th>Line</th> <th>(dB)</th> <th>Level</th> <th>Factor</th> <th>Loss</th> <th>Factor</th> <th></th> </tr> <tr> <th>MHz</th> <th>dBuV/m</th> <th>dBuV/m</th> <th>dB</th> <th>dBuV</th> <th>dB/m</th> <th>dB</th> <th>dB</th> <th>cm</th> <th>deg</th> </tr> </thead> <tbody> <tr> <td>1</td> <td>5270.00</td> <td>97.85</td> <td>-----</td> <td>-----</td> <td>85.17</td> <td>36.04</td> <td>8.96</td> <td>32.32</td> <td>100</td> <td>307</td> <td>AVERAGE</td> </tr> </tbody> </table>	Limit	Margin	Read	Ant	Cable	Preamp	APos	TPos	Remark	Freq	Level	Line	(dB)	Level	Factor	Loss	Factor		MHz	dBuV/m	dBuV/m	dB	dBuV	dB/m	dB	dB	cm	deg	1	5270.00	97.85	-----	-----	85.17	36.04	8.96	32.32	100	307	AVERAGE
Limit	Margin	Read	Ant	Cable	Preamp	APos	TPos	Remark																																																																										
Freq	Level	Line	(dB)	Level	Factor	Loss	Factor																																																																											
MHz	dBuV/m	dBuV/m	dB	dBuV	dB/m	dB	dB	cm	deg																																																																									
1	5144.45	43.56	54.00	-10.44	31.42	36.11	8.53	32.50	100	307	AVERAGE																																																																							
Limit	Margin	Read	Ant	Cable	Preamp	APos	TPos	Remark																																																																										
Freq	Level	Line	(dB)	Level	Factor	Loss	Factor																																																																											
MHz	dBuV/m	dBuV/m	dB	dBuV	dB/m	dB	dB	cm	deg																																																																									
1	5270.00	97.85	-----	-----	85.17	36.04	8.96	32.32	100	307	AVERAGE																																																																							



Mode	16																																							
	Band Edge - R																																							
	U-NII-2A_5.25-5.35_802.11n HT40_CH54_5270MHz																																							
ANT	22																																							
Pol.	Horizontal	Fundamental																																						
Peak	<p>Date: 2024-03-20</p> <table border="1"> <thead> <tr> <th>Limit</th> <th>Margin</th> <th>Read</th> <th>Ant</th> <th>Cable</th> <th>Preamp</th> <th>APos</th> <th>TPos</th> <th>Remark</th> </tr> <tr> <th>Freq</th> <th>Level</th> <th>Line</th> <th>(dB)</th> <th>Level</th> <th>Factor</th> <th>Loss</th> <th>Factor</th> <th></th> </tr> <tr> <th>MHz</th> <th>dBuV/m</th> <th>dBuV/m</th> <th>dB</th> <th>dBuV</th> <th>dB/m</th> <th>dB</th> <th>dB</th> <th>cm</th> <th>deg</th> </tr> </thead> <tbody> <tr> <td>1 5359.30</td> <td>54.55</td> <td>74.00</td> <td>-19.45</td> <td>41.36</td> <td>35.98</td> <td>9.41</td> <td>32.20</td> <td>100</td> <td>307 PEAK</td> </tr> </tbody> </table>	Limit	Margin	Read	Ant	Cable	Preamp	APos	TPos	Remark	Freq	Level	Line	(dB)	Level	Factor	Loss	Factor		MHz	dBuV/m	dBuV/m	dB	dBuV	dB/m	dB	dB	cm	deg	1 5359.30	54.55	74.00	-19.45	41.36	35.98	9.41	32.20	100	307 PEAK	Blank
Limit	Margin	Read	Ant	Cable	Preamp	APos	TPos	Remark																																
Freq	Level	Line	(dB)	Level	Factor	Loss	Factor																																	
MHz	dBuV/m	dBuV/m	dB	dBuV	dB/m	dB	dB	cm	deg																															
1 5359.30	54.55	74.00	-19.45	41.36	35.98	9.41	32.20	100	307 PEAK																															
Avg	<p>Date: 2024-03-20</p> <table border="1"> <thead> <tr> <th>Limit</th> <th>Margin</th> <th>Read</th> <th>Ant</th> <th>Cable</th> <th>Preamp</th> <th>APos</th> <th>TPos</th> <th>Remark</th> </tr> <tr> <th>Freq</th> <th>Level</th> <th>Line</th> <th>(dB)</th> <th>Level</th> <th>Factor</th> <th>Loss</th> <th>Factor</th> <th></th> </tr> <tr> <th>MHz</th> <th>dBuV/m</th> <th>dBuV/m</th> <th>dB</th> <th>dBuV</th> <th>dB/m</th> <th>dB</th> <th>dB</th> <th>cm</th> <th>deg</th> </tr> </thead> <tbody> <tr> <td>1 5350.18</td> <td>45.72</td> <td>54.00</td> <td>-8.28</td> <td>32.57</td> <td>35.99</td> <td>9.37</td> <td>32.21</td> <td>100</td> <td>307 AVERAGE</td> </tr> </tbody> </table>	Limit	Margin	Read	Ant	Cable	Preamp	APos	TPos	Remark	Freq	Level	Line	(dB)	Level	Factor	Loss	Factor		MHz	dBuV/m	dBuV/m	dB	dBuV	dB/m	dB	dB	cm	deg	1 5350.18	45.72	54.00	-8.28	32.57	35.99	9.37	32.21	100	307 AVERAGE	Blank
Limit	Margin	Read	Ant	Cable	Preamp	APos	TPos	Remark																																
Freq	Level	Line	(dB)	Level	Factor	Loss	Factor																																	
MHz	dBuV/m	dBuV/m	dB	dBuV	dB/m	dB	dB	cm	deg																															
1 5350.18	45.72	54.00	-8.28	32.57	35.99	9.37	32.21	100	307 AVERAGE																															





Mode	16																																																																																	
	Band Edge - L																																																																																	
	U-NII-2A_5.25-5.35_802.11n HT40_CH54_5270MHz																																																																																	
ANT	22																																																																																	
Pol.	Vertical	Fundamental																																																																																
Peak	 <p>Date: 2024-03-20</p> <table border="1"> <thead> <tr> <th>Limit</th> <th>Margin</th> <th>Read</th> <th>Ant</th> <th>Cable</th> <th>Preamp</th> <th>APos</th> <th>TPos</th> <th>Remark</th> </tr> <tr> <th>Freq</th> <th>Level</th> <th>Line</th> <th>(dB)</th> <th>Level</th> <th>Factor</th> <th>Loss</th> <th>Factor</th> <th></th> </tr> <tr> <th>MHz</th> <th>dBuV/m</th> <th>dBuV/m</th> <th>dB</th> <th>dBuV</th> <th>dB/m</th> <th>dB</th> <th>dB</th> <th>cm</th> <th>deg</th> </tr> </thead> <tbody> <tr> <td>1</td> <td>5095.04</td> <td>52.51</td> <td>74.00</td> <td>-21.49</td> <td>40.51</td> <td>36.14</td> <td>8.43</td> <td>32.57</td> <td>400</td> <td>257</td> <td>PEAK</td> </tr> </tbody> </table>	Limit	Margin	Read	Ant	Cable	Preamp	APos	TPos	Remark	Freq	Level	Line	(dB)	Level	Factor	Loss	Factor		MHz	dBuV/m	dBuV/m	dB	dBuV	dB/m	dB	dB	cm	deg	1	5095.04	52.51	74.00	-21.49	40.51	36.14	8.43	32.57	400	257	PEAK	 <p>Date: 2024-03-20</p> <table border="1"> <thead> <tr> <th>Limit</th> <th>Margin</th> <th>Read</th> <th>Ant</th> <th>Cable</th> <th>Preamp</th> <th>APos</th> <th>TPos</th> <th>Remark</th> </tr> <tr> <th>Freq</th> <th>Level</th> <th>Line</th> <th>(dB)</th> <th>Level</th> <th>Factor</th> <th>Loss</th> <th>Factor</th> <th></th> </tr> <tr> <th>MHz</th> <th>dBuV/m</th> <th>dBuV/m</th> <th>dB</th> <th>dBuV</th> <th>dB/m</th> <th>dB</th> <th>dB</th> <th>cm</th> <th>deg</th> </tr> </thead> <tbody> <tr> <td>1</td> <td>5270.00</td> <td>96.12</td> <td>-----</td> <td>-----</td> <td>83.54</td> <td>36.05</td> <td>8.87</td> <td>32.34</td> <td>400</td> <td>257</td> <td>PEAK</td> </tr> </tbody> </table>	Limit	Margin	Read	Ant	Cable	Preamp	APos	TPos	Remark	Freq	Level	Line	(dB)	Level	Factor	Loss	Factor		MHz	dBuV/m	dBuV/m	dB	dBuV	dB/m	dB	dB	cm	deg	1	5270.00	96.12	-----	-----	83.54	36.05	8.87	32.34	400	257	PEAK
	Limit	Margin	Read	Ant	Cable	Preamp	APos	TPos	Remark																																																																									
Freq	Level	Line	(dB)	Level	Factor	Loss	Factor																																																																											
MHz	dBuV/m	dBuV/m	dB	dBuV	dB/m	dB	dB	cm	deg																																																																									
1	5095.04	52.51	74.00	-21.49	40.51	36.14	8.43	32.57	400	257	PEAK																																																																							
Limit	Margin	Read	Ant	Cable	Preamp	APos	TPos	Remark																																																																										
Freq	Level	Line	(dB)	Level	Factor	Loss	Factor																																																																											
MHz	dBuV/m	dBuV/m	dB	dBuV	dB/m	dB	dB	cm	deg																																																																									
1	5270.00	96.12	-----	-----	83.54	36.05	8.87	32.34	400	257	PEAK																																																																							
Avg	 <p>Date: 2024-03-20</p> <table border="1"> <thead> <tr> <th>Limit</th> <th>Margin</th> <th>Read</th> <th>Ant</th> <th>Cable</th> <th>Preamp</th> <th>APos</th> <th>TPos</th> <th>Remark</th> </tr> <tr> <th>Freq</th> <th>Level</th> <th>Line</th> <th>(dB)</th> <th>Level</th> <th>Factor</th> <th>Loss</th> <th>Factor</th> <th></th> </tr> <tr> <th>MHz</th> <th>dBuV/m</th> <th>dBuV/m</th> <th>dB</th> <th>dBuV</th> <th>dB/m</th> <th>dB</th> <th>dB</th> <th>cm</th> <th>deg</th> </tr> </thead> <tbody> <tr> <td>1</td> <td>5079.38</td> <td>43.47</td> <td>54.00</td> <td>-10.53</td> <td>31.50</td> <td>36.15</td> <td>8.41</td> <td>32.59</td> <td>400</td> <td>257</td> <td>AVERAGE</td> </tr> </tbody> </table>	Limit	Margin	Read	Ant	Cable	Preamp	APos	TPos	Remark	Freq	Level	Line	(dB)	Level	Factor	Loss	Factor		MHz	dBuV/m	dBuV/m	dB	dBuV	dB/m	dB	dB	cm	deg	1	5079.38	43.47	54.00	-10.53	31.50	36.15	8.41	32.59	400	257	AVERAGE	 <p>Date: 2024-03-20</p> <table border="1"> <thead> <tr> <th>Limit</th> <th>Margin</th> <th>Read</th> <th>Ant</th> <th>Cable</th> <th>Preamp</th> <th>APos</th> <th>TPos</th> <th>Remark</th> </tr> <tr> <th>Freq</th> <th>Level</th> <th>Line</th> <th>(dB)</th> <th>Level</th> <th>Factor</th> <th>Loss</th> <th>Factor</th> <th></th> </tr> <tr> <th>MHz</th> <th>dBuV/m</th> <th>dBuV/m</th> <th>dB</th> <th>dBuV</th> <th>dB/m</th> <th>dB</th> <th>dB</th> <th>cm</th> <th>deg</th> </tr> </thead> <tbody> <tr> <td>1</td> <td>5270.00</td> <td>89.92</td> <td>-----</td> <td>-----</td> <td>77.34</td> <td>36.05</td> <td>8.87</td> <td>32.34</td> <td>400</td> <td>257</td> <td>AVERAGE</td> </tr> </tbody> </table>	Limit	Margin	Read	Ant	Cable	Preamp	APos	TPos	Remark	Freq	Level	Line	(dB)	Level	Factor	Loss	Factor		MHz	dBuV/m	dBuV/m	dB	dBuV	dB/m	dB	dB	cm	deg	1	5270.00	89.92	-----	-----	77.34	36.05	8.87	32.34	400	257	AVERAGE
Limit	Margin	Read	Ant	Cable	Preamp	APos	TPos	Remark																																																																										
Freq	Level	Line	(dB)	Level	Factor	Loss	Factor																																																																											
MHz	dBuV/m	dBuV/m	dB	dBuV	dB/m	dB	dB	cm	deg																																																																									
1	5079.38	43.47	54.00	-10.53	31.50	36.15	8.41	32.59	400	257	AVERAGE																																																																							
Limit	Margin	Read	Ant	Cable	Preamp	APos	TPos	Remark																																																																										
Freq	Level	Line	(dB)	Level	Factor	Loss	Factor																																																																											
MHz	dBuV/m	dBuV/m	dB	dBuV	dB/m	dB	dB	cm	deg																																																																									
1	5270.00	89.92	-----	-----	77.34	36.05	8.87	32.34	400	257	AVERAGE																																																																							



Mode	16																																					
	Band Edge - R																																					
	U-NII-2A_5.25-5.35_802.11n HT40_CH54_5270MHz																																					
ANT	22																																					
Pol.	Vertical	Fundamental																																				
Peak	<p>Date: 2024-03-20</p> <table border="1"> <thead> <tr> <th>Limit</th> <th>Margin</th> <th>Read</th> <th>Ant</th> <th>Cable</th> <th>Preamp</th> <th>APos</th> <th>TPos</th> <th>Remark</th> </tr> <tr> <th>Freq</th> <th>Level</th> <th>Line</th> <th>(dB)</th> <th>Level</th> <th>Factor</th> <th>Loss</th> <th>Factor</th> <th></th> </tr> <tr> <th>MHz</th> <th>dBuV/m</th> <th>dBuV/m</th> <th>dBuV</th> <th>dB/m</th> <th>dB</th> <th>dB</th> <th>cm</th> <th>deg</th> </tr> </thead> <tbody> <tr> <td>1 5350.37</td> <td>54.81</td> <td>74.00</td> <td>-19.19</td> <td>41.66</td> <td>35.99</td> <td>9.37</td> <td>32.21</td> <td>400 257 PEAK</td> </tr> </tbody> </table>	Limit	Margin	Read	Ant	Cable	Preamp	APos	TPos	Remark	Freq	Level	Line	(dB)	Level	Factor	Loss	Factor		MHz	dBuV/m	dBuV/m	dBuV	dB/m	dB	dB	cm	deg	1 5350.37	54.81	74.00	-19.19	41.66	35.99	9.37	32.21	400 257 PEAK	Blank
Limit	Margin	Read	Ant	Cable	Preamp	APos	TPos	Remark																														
Freq	Level	Line	(dB)	Level	Factor	Loss	Factor																															
MHz	dBuV/m	dBuV/m	dBuV	dB/m	dB	dB	cm	deg																														
1 5350.37	54.81	74.00	-19.19	41.66	35.99	9.37	32.21	400 257 PEAK																														
Avg	<p>Date: 2024-03-20</p> <table border="1"> <thead> <tr> <th>Limit</th> <th>Margin</th> <th>Read</th> <th>Ant</th> <th>Cable</th> <th>Preamp</th> <th>APos</th> <th>TPos</th> <th>Remark</th> </tr> <tr> <th>Freq</th> <th>Level</th> <th>Line</th> <th>(dB)</th> <th>Level</th> <th>Factor</th> <th>Loss</th> <th>Factor</th> <th></th> </tr> <tr> <th>MHz</th> <th>dBuV/m</th> <th>dBuV/m</th> <th>dBuV</th> <th>dB/m</th> <th>dB</th> <th>dB</th> <th>cm</th> <th>deg</th> </tr> </thead> <tbody> <tr> <td>1 5350.18</td> <td>45.25</td> <td>54.00</td> <td>-8.75</td> <td>32.10</td> <td>35.99</td> <td>9.37</td> <td>32.21</td> <td>400 257 AVERAGE</td> </tr> </tbody> </table>	Limit	Margin	Read	Ant	Cable	Preamp	APos	TPos	Remark	Freq	Level	Line	(dB)	Level	Factor	Loss	Factor		MHz	dBuV/m	dBuV/m	dBuV	dB/m	dB	dB	cm	deg	1 5350.18	45.25	54.00	-8.75	32.10	35.99	9.37	32.21	400 257 AVERAGE	Blank
Limit	Margin	Read	Ant	Cable	Preamp	APos	TPos	Remark																														
Freq	Level	Line	(dB)	Level	Factor	Loss	Factor																															
MHz	dBuV/m	dBuV/m	dBuV	dB/m	dB	dB	cm	deg																														
1 5350.18	45.25	54.00	-8.75	32.10	35.99	9.37	32.21	400 257 AVERAGE																														

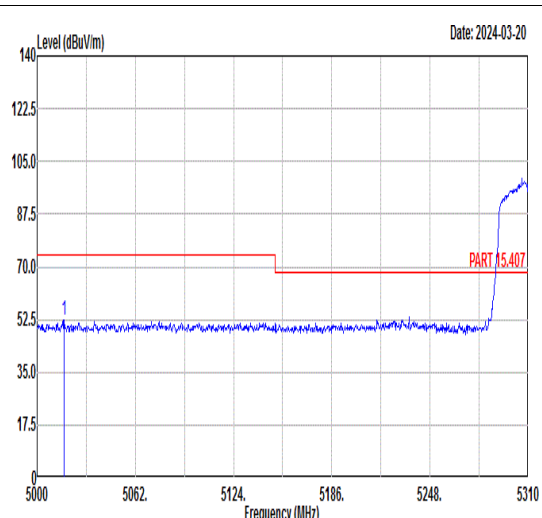
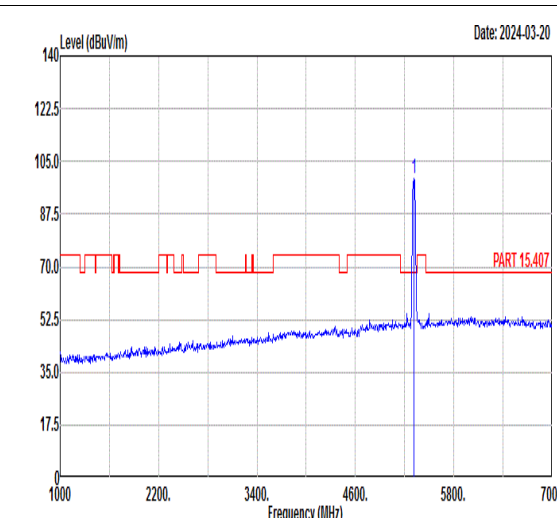
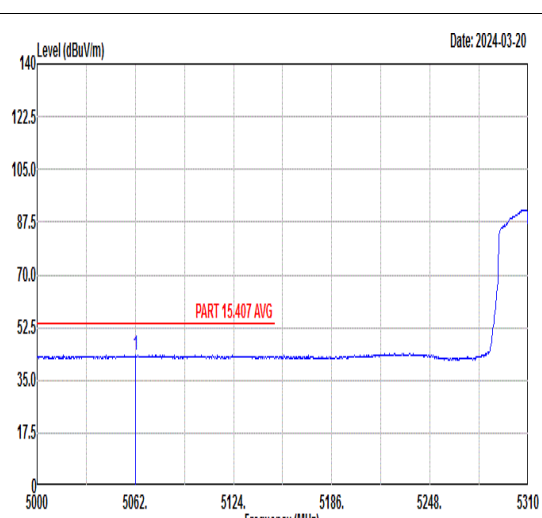
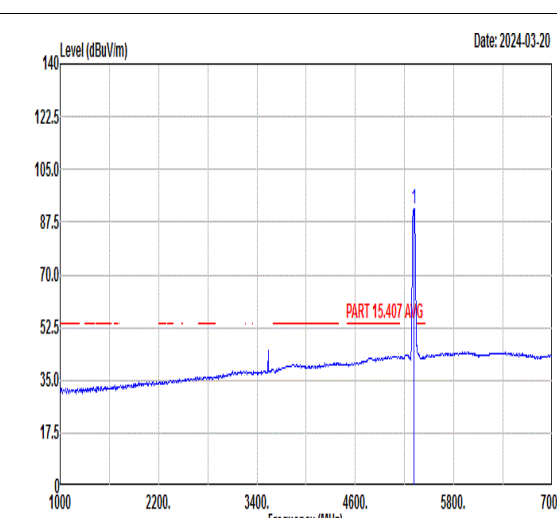


Mode	17																																																																																	
	Band Edge - L																																																																																	
	U-NII-2A_5.25-5.35_802.11n HT40_CH62_5310MHz																																																																																	
ANT	22																																																																																	
Pol.	Horizontal	Fundamental																																																																																
Peak	<p>Date: 2024-03-20</p> <table border="1"> <thead> <tr> <th>Limit</th> <th>Margin</th> <th>Read</th> <th>Ant</th> <th>Cable</th> <th>Preamp</th> <th>APos</th> <th>TPos</th> <th>Remark</th> </tr> <tr> <th>Freq</th> <th>Level</th> <th>Line</th> <th>(dB)</th> <th>Level</th> <th>Factor</th> <th>Loss</th> <th>Factor</th> <th></th> </tr> <tr> <th>MHz</th> <th>dBuV/m</th> <th>dBuV/m</th> <th>dB</th> <th>dBuV</th> <th>dB/m</th> <th>dB</th> <th>dB</th> <th>cm</th> <th>deg</th> </tr> </thead> <tbody> <tr> <td>1</td> <td>5028.52</td> <td>52.35</td> <td>74.00</td> <td>-21.65</td> <td>40.52</td> <td>36.18</td> <td>8.31</td> <td>32.66</td> <td>100</td> <td>303</td> <td>PEAK</td> </tr> </tbody> </table>	Limit	Margin	Read	Ant	Cable	Preamp	APos	TPos	Remark	Freq	Level	Line	(dB)	Level	Factor	Loss	Factor		MHz	dBuV/m	dBuV/m	dB	dBuV	dB/m	dB	dB	cm	deg	1	5028.52	52.35	74.00	-21.65	40.52	36.18	8.31	32.66	100	303	PEAK	<p>Date: 2024-03-20</p> <table border="1"> <thead> <tr> <th>Limit</th> <th>Margin</th> <th>Read</th> <th>Ant</th> <th>Cable</th> <th>Preamp</th> <th>APos</th> <th>TPos</th> <th>Remark</th> </tr> <tr> <th>Freq</th> <th>Level</th> <th>Line</th> <th>(dB)</th> <th>Level</th> <th>Factor</th> <th>Loss</th> <th>Factor</th> <th></th> </tr> <tr> <th>MHz</th> <th>dBuV/m</th> <th>dBuV/m</th> <th>dB</th> <th>dBuV</th> <th>dB/m</th> <th>dB</th> <th>dB</th> <th>cm</th> <th>deg</th> </tr> </thead> <tbody> <tr> <td>1</td> <td>5310.00</td> <td>105.25</td> <td>-----</td> <td>-----</td> <td>92.32</td> <td>36.01</td> <td>9.18</td> <td>32.26</td> <td>100</td> <td>303</td> <td>PEAK</td> </tr> </tbody> </table>	Limit	Margin	Read	Ant	Cable	Preamp	APos	TPos	Remark	Freq	Level	Line	(dB)	Level	Factor	Loss	Factor		MHz	dBuV/m	dBuV/m	dB	dBuV	dB/m	dB	dB	cm	deg	1	5310.00	105.25	-----	-----	92.32	36.01	9.18	32.26	100	303	PEAK
	Limit	Margin	Read	Ant	Cable	Preamp	APos	TPos	Remark																																																																									
Freq	Level	Line	(dB)	Level	Factor	Loss	Factor																																																																											
MHz	dBuV/m	dBuV/m	dB	dBuV	dB/m	dB	dB	cm	deg																																																																									
1	5028.52	52.35	74.00	-21.65	40.52	36.18	8.31	32.66	100	303	PEAK																																																																							
Limit	Margin	Read	Ant	Cable	Preamp	APos	TPos	Remark																																																																										
Freq	Level	Line	(dB)	Level	Factor	Loss	Factor																																																																											
MHz	dBuV/m	dBuV/m	dB	dBuV	dB/m	dB	dB	cm	deg																																																																									
1	5310.00	105.25	-----	-----	92.32	36.01	9.18	32.26	100	303	PEAK																																																																							
Avg	<p>Date: 2024-03-20</p> <table border="1"> <thead> <tr> <th>Limit</th> <th>Margin</th> <th>Read</th> <th>Ant</th> <th>Cable</th> <th>Preamp</th> <th>APos</th> <th>TPos</th> <th>Remark</th> </tr> <tr> <th>Freq</th> <th>Level</th> <th>Line</th> <th>(dB)</th> <th>Level</th> <th>Factor</th> <th>Loss</th> <th>Factor</th> <th></th> </tr> <tr> <th>MHz</th> <th>dBuV/m</th> <th>dBuV/m</th> <th>dB</th> <th>dBuV</th> <th>dB/m</th> <th>dB</th> <th>dB</th> <th>cm</th> <th>deg</th> </tr> </thead> <tbody> <tr> <td>1</td> <td>5075.02</td> <td>43.40</td> <td>54.00</td> <td>-10.60</td> <td>31.44</td> <td>36.15</td> <td>8.40</td> <td>32.59</td> <td>100</td> <td>303</td> <td>AVERAGE</td> </tr> </tbody> </table>	Limit	Margin	Read	Ant	Cable	Preamp	APos	TPos	Remark	Freq	Level	Line	(dB)	Level	Factor	Loss	Factor		MHz	dBuV/m	dBuV/m	dB	dBuV	dB/m	dB	dB	cm	deg	1	5075.02	43.40	54.00	-10.60	31.44	36.15	8.40	32.59	100	303	AVERAGE	<p>Date: 2024-03-20</p> <table border="1"> <thead> <tr> <th>Limit</th> <th>Margin</th> <th>Read</th> <th>Ant</th> <th>Cable</th> <th>Preamp</th> <th>APos</th> <th>TPos</th> <th>Remark</th> </tr> <tr> <th>Freq</th> <th>Level</th> <th>Line</th> <th>(dB)</th> <th>Level</th> <th>Factor</th> <th>Loss</th> <th>Factor</th> <th></th> </tr> <tr> <th>MHz</th> <th>dBuV/m</th> <th>dBuV/m</th> <th>dB</th> <th>dBuV</th> <th>dB/m</th> <th>dB</th> <th>dB</th> <th>cm</th> <th>deg</th> </tr> </thead> <tbody> <tr> <td>1</td> <td>5310.00</td> <td>98.81</td> <td>-----</td> <td>-----</td> <td>85.88</td> <td>36.01</td> <td>9.18</td> <td>32.26</td> <td>100</td> <td>303</td> <td>AVERAGE</td> </tr> </tbody> </table>	Limit	Margin	Read	Ant	Cable	Preamp	APos	TPos	Remark	Freq	Level	Line	(dB)	Level	Factor	Loss	Factor		MHz	dBuV/m	dBuV/m	dB	dBuV	dB/m	dB	dB	cm	deg	1	5310.00	98.81	-----	-----	85.88	36.01	9.18	32.26	100	303	AVERAGE
Limit	Margin	Read	Ant	Cable	Preamp	APos	TPos	Remark																																																																										
Freq	Level	Line	(dB)	Level	Factor	Loss	Factor																																																																											
MHz	dBuV/m	dBuV/m	dB	dBuV	dB/m	dB	dB	cm	deg																																																																									
1	5075.02	43.40	54.00	-10.60	31.44	36.15	8.40	32.59	100	303	AVERAGE																																																																							
Limit	Margin	Read	Ant	Cable	Preamp	APos	TPos	Remark																																																																										
Freq	Level	Line	(dB)	Level	Factor	Loss	Factor																																																																											
MHz	dBuV/m	dBuV/m	dB	dBuV	dB/m	dB	dB	cm	deg																																																																									
1	5310.00	98.81	-----	-----	85.88	36.01	9.18	32.26	100	303	AVERAGE																																																																							



Mode	17																																									
	Band Edge - R																																									
	U-NII-2A_5.25-5.35_802.11n HT40_CH62_5310MHz																																									
ANT	22																																									
Pol.	Horizontal	Fundamental																																								
Peak	<table border="1"> <thead> <tr> <th>Limit</th> <th>Margin</th> <th>Read</th> <th>Ant</th> <th>Cable</th> <th>Preamp</th> <th>APos</th> <th>TPos</th> <th>Remark</th> </tr> <tr> <th>Freq</th> <th>Level</th> <th>Line</th> <th>(dB)</th> <th>Level</th> <th>Factor</th> <th>Loss</th> <th>Factor</th> <th></th> </tr> <tr> <th>MHz</th> <th>dBuV/m</th> <th>dBuV/m</th> <th>dB</th> <th>dBuV</th> <th>dB/m</th> <th>dB</th> <th>dB</th> <th>cm</th> <th>deg</th> </tr> </thead> <tbody> <tr> <td>1</td> <td>5355.15</td> <td>61.34</td> <td>74.00</td> <td>-12.66</td> <td>48.16</td> <td>35.99</td> <td>9.39</td> <td>32.20</td> <td>100</td> <td>303</td> <td>PEAK</td> </tr> </tbody> </table>	Limit	Margin	Read	Ant	Cable	Preamp	APos	TPos	Remark	Freq	Level	Line	(dB)	Level	Factor	Loss	Factor		MHz	dBuV/m	dBuV/m	dB	dBuV	dB/m	dB	dB	cm	deg	1	5355.15	61.34	74.00	-12.66	48.16	35.99	9.39	32.20	100	303	PEAK	Blank
Limit	Margin	Read	Ant	Cable	Preamp	APos	TPos	Remark																																		
Freq	Level	Line	(dB)	Level	Factor	Loss	Factor																																			
MHz	dBuV/m	dBuV/m	dB	dBuV	dB/m	dB	dB	cm	deg																																	
1	5355.15	61.34	74.00	-12.66	48.16	35.99	9.39	32.20	100	303	PEAK																															
Avg	<table border="1"> <thead> <tr> <th>Limit</th> <th>Margin</th> <th>Read</th> <th>Ant</th> <th>Cable</th> <th>Preamp</th> <th>APos</th> <th>TPos</th> <th>Remark</th> </tr> <tr> <th>Freq</th> <th>Level</th> <th>Line</th> <th>(dB)</th> <th>Level</th> <th>Factor</th> <th>Loss</th> <th>Factor</th> <th></th> </tr> <tr> <th>MHz</th> <th>dBuV/m</th> <th>dBuV/m</th> <th>dB</th> <th>dBuV</th> <th>dB/m</th> <th>dB</th> <th>dB</th> <th>cm</th> <th>deg</th> </tr> </thead> <tbody> <tr> <td>1</td> <td>5350.80</td> <td>50.62</td> <td>54.00</td> <td>-3.38</td> <td>37.47</td> <td>35.99</td> <td>9.37</td> <td>32.21</td> <td>100</td> <td>303</td> <td>AVERAGE</td> </tr> </tbody> </table>	Limit	Margin	Read	Ant	Cable	Preamp	APos	TPos	Remark	Freq	Level	Line	(dB)	Level	Factor	Loss	Factor		MHz	dBuV/m	dBuV/m	dB	dBuV	dB/m	dB	dB	cm	deg	1	5350.80	50.62	54.00	-3.38	37.47	35.99	9.37	32.21	100	303	AVERAGE	Blank
Limit	Margin	Read	Ant	Cable	Preamp	APos	TPos	Remark																																		
Freq	Level	Line	(dB)	Level	Factor	Loss	Factor																																			
MHz	dBuV/m	dBuV/m	dB	dBuV	dB/m	dB	dB	cm	deg																																	
1	5350.80	50.62	54.00	-3.38	37.47	35.99	9.37	32.21	100	303	AVERAGE																															

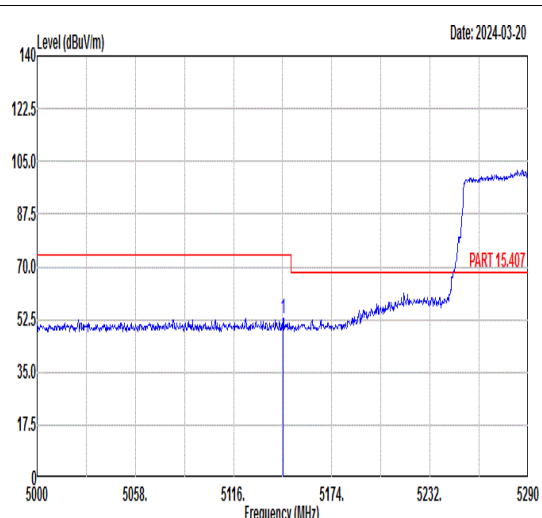
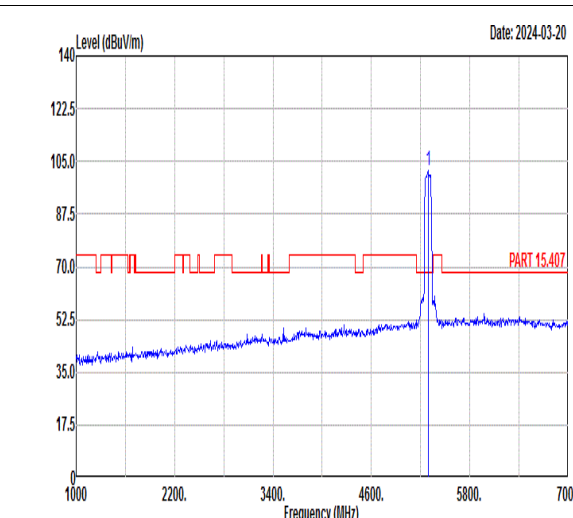
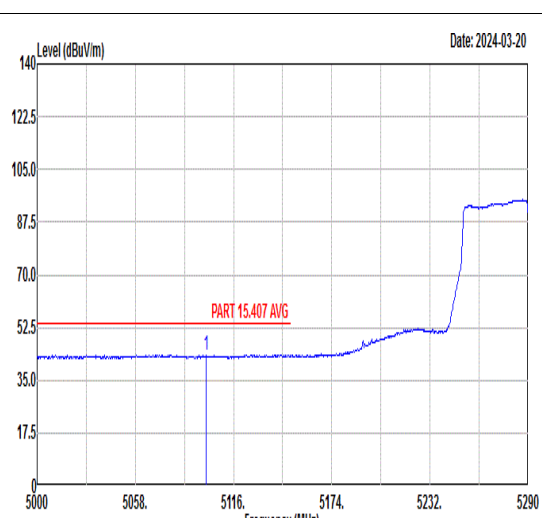
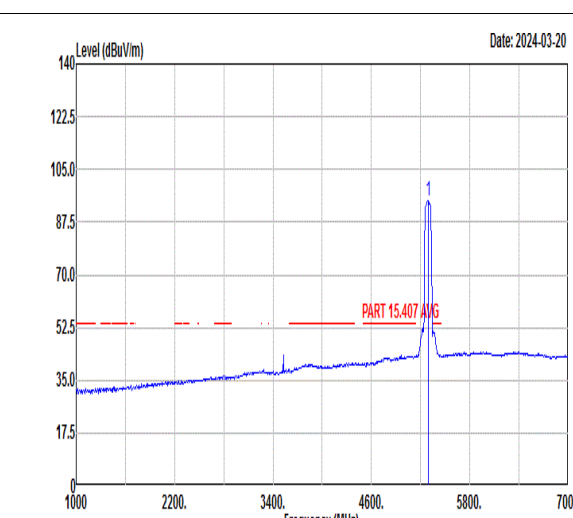


Mode	17																																																									
	Band Edge - L																																																									
	U-NII-2A_5.25-5.35_802.11n HT40_CH62_5310MHz																																																									
ANT	22																																																									
Pol.	Vertical	Fundamental																																																								
Peak	 <p style="text-align: right;">Date: 2024-03-20</p> <table border="1"> <thead> <tr> <th>Limit Margin</th> <th>Read</th> <th>Ant</th> <th>Cable</th> <th>Preamp</th> <th>APos</th> <th>TPos</th> </tr> <tr> <th>Freq Level Line (dB)</th> <th>Level Factor</th> <th>Loss Factor</th> <th></th> <th></th> <th></th> <th>Remark</th> </tr> <tr> <th>MHz dBuV/m dBuV/m</th> <th>dBuV</th> <th>dB/m</th> <th>dB</th> <th>dB</th> <th>cm</th> <th>deg</th> </tr> </thead> <tbody> <tr> <td>1 5017.05 52.15 74.00 -21.85</td> <td>40.35</td> <td>36.19</td> <td>8.29</td> <td>32.68</td> <td>400</td> <td>268 PEAK</td> </tr> </tbody> </table>	Limit Margin	Read	Ant	Cable	Preamp	APos	TPos	Freq Level Line (dB)	Level Factor	Loss Factor				Remark	MHz dBuV/m dBuV/m	dBuV	dB/m	dB	dB	cm	deg	1 5017.05 52.15 74.00 -21.85	40.35	36.19	8.29	32.68	400	268 PEAK	 <p style="text-align: right;">Date: 2024-03-20</p> <table border="1"> <thead> <tr> <th>Limit Margin</th> <th>Read</th> <th>Ant</th> <th>Cable</th> <th>Preamp</th> <th>APos</th> <th>TPos</th> </tr> <tr> <th>Freq Level Line (dB)</th> <th>Level Factor</th> <th>Loss Factor</th> <th></th> <th></th> <th></th> <th>Remark</th> </tr> <tr> <th>MHz dBuV/m dBuV/m</th> <th>dBuV</th> <th>dB/m</th> <th>dB</th> <th>dB</th> <th>cm</th> <th>deg</th> </tr> </thead> <tbody> <tr> <td>1 5310.00 99.16</td> <td>-----</td> <td>86.23</td> <td>36.01</td> <td>9.18</td> <td>32.26</td> <td>400 268 PEAK</td> </tr> </tbody> </table>	Limit Margin	Read	Ant	Cable	Preamp	APos	TPos	Freq Level Line (dB)	Level Factor	Loss Factor				Remark	MHz dBuV/m dBuV/m	dBuV	dB/m	dB	dB	cm	deg	1 5310.00 99.16	-----	86.23	36.01	9.18	32.26	400 268 PEAK
	Limit Margin	Read	Ant	Cable	Preamp	APos	TPos																																																			
Freq Level Line (dB)	Level Factor	Loss Factor				Remark																																																				
MHz dBuV/m dBuV/m	dBuV	dB/m	dB	dB	cm	deg																																																				
1 5017.05 52.15 74.00 -21.85	40.35	36.19	8.29	32.68	400	268 PEAK																																																				
Limit Margin	Read	Ant	Cable	Preamp	APos	TPos																																																				
Freq Level Line (dB)	Level Factor	Loss Factor				Remark																																																				
MHz dBuV/m dBuV/m	dBuV	dB/m	dB	dB	cm	deg																																																				
1 5310.00 99.16	-----	86.23	36.01	9.18	32.26	400 268 PEAK																																																				
Avg	 <p style="text-align: right;">Date: 2024-03-20</p> <table border="1"> <thead> <tr> <th>Limit Margin</th> <th>Read</th> <th>Ant</th> <th>Cable</th> <th>Preamp</th> <th>APos</th> <th>TPos</th> </tr> <tr> <th>Freq Level Line (dB)</th> <th>Level Factor</th> <th>Loss Factor</th> <th></th> <th></th> <th></th> <th>Remark</th> </tr> <tr> <th>MHz dBuV/m dBuV/m</th> <th>dBuV</th> <th>dB/m</th> <th>dB</th> <th>dB</th> <th>cm</th> <th>deg</th> </tr> </thead> <tbody> <tr> <td>1 5062.00 43.27 54.00 -10.73</td> <td>31.35</td> <td>36.16</td> <td>8.37</td> <td>32.61</td> <td>400</td> <td>268 AVERAGE</td> </tr> </tbody> </table>	Limit Margin	Read	Ant	Cable	Preamp	APos	TPos	Freq Level Line (dB)	Level Factor	Loss Factor				Remark	MHz dBuV/m dBuV/m	dBuV	dB/m	dB	dB	cm	deg	1 5062.00 43.27 54.00 -10.73	31.35	36.16	8.37	32.61	400	268 AVERAGE	 <p style="text-align: right;">Date: 2024-03-20</p> <table border="1"> <thead> <tr> <th>Limit Margin</th> <th>Read</th> <th>Ant</th> <th>Cable</th> <th>Preamp</th> <th>APos</th> <th>TPos</th> </tr> <tr> <th>Freq Level Line (dB)</th> <th>Level Factor</th> <th>Loss Factor</th> <th></th> <th></th> <th></th> <th>Remark</th> </tr> <tr> <th>MHz dBuV/m dBuV/m</th> <th>dBuV</th> <th>dB/m</th> <th>dB</th> <th>dB</th> <th>cm</th> <th>deg</th> </tr> </thead> <tbody> <tr> <td>1 5310.00 92.04</td> <td>-----</td> <td>79.11</td> <td>36.01</td> <td>9.18</td> <td>32.26</td> <td>400 268 AVERAGE</td> </tr> </tbody> </table>	Limit Margin	Read	Ant	Cable	Preamp	APos	TPos	Freq Level Line (dB)	Level Factor	Loss Factor				Remark	MHz dBuV/m dBuV/m	dBuV	dB/m	dB	dB	cm	deg	1 5310.00 92.04	-----	79.11	36.01	9.18	32.26	400 268 AVERAGE
Limit Margin	Read	Ant	Cable	Preamp	APos	TPos																																																				
Freq Level Line (dB)	Level Factor	Loss Factor				Remark																																																				
MHz dBuV/m dBuV/m	dBuV	dB/m	dB	dB	cm	deg																																																				
1 5062.00 43.27 54.00 -10.73	31.35	36.16	8.37	32.61	400	268 AVERAGE																																																				
Limit Margin	Read	Ant	Cable	Preamp	APos	TPos																																																				
Freq Level Line (dB)	Level Factor	Loss Factor				Remark																																																				
MHz dBuV/m dBuV/m	dBuV	dB/m	dB	dB	cm	deg																																																				
1 5310.00 92.04	-----	79.11	36.01	9.18	32.26	400 268 AVERAGE																																																				



Mode	17																																							
	Band Edge - R																																							
	U-NII-2A_5.25-5.35_802.11n HT40_CH62_5310MHz																																							
ANT	22																																							
Pol.	Vertical	Fundamental																																						
Peak	<p>Date: 2024-03-20</p> <table border="1"> <thead> <tr> <th>Limit</th> <th>Margin</th> <th>Read</th> <th>Ant</th> <th>Cable</th> <th>Preamp</th> <th>APos</th> <th>TPos</th> <th>Remark</th> </tr> <tr> <th>Freq</th> <th>Level</th> <th>Line</th> <th>(dB)</th> <th>Level</th> <th>Factor</th> <th>Loss</th> <th>Factor</th> <th></th> </tr> <tr> <th>MHz</th> <th>dBuV/m</th> <th>dBuV/m</th> <th>dB</th> <th>dBuV</th> <th>dB/m</th> <th>dB</th> <th>dB</th> <th>cm</th> <th>deg</th> </tr> </thead> <tbody> <tr> <td>1 5352.15</td> <td>55.81</td> <td>74.00</td> <td>-18.19</td> <td>42.65</td> <td>35.99</td> <td>9.38</td> <td>32.21</td> <td>400</td> <td>268 PEAK</td> </tr> </tbody> </table>	Limit	Margin	Read	Ant	Cable	Preamp	APos	TPos	Remark	Freq	Level	Line	(dB)	Level	Factor	Loss	Factor		MHz	dBuV/m	dBuV/m	dB	dBuV	dB/m	dB	dB	cm	deg	1 5352.15	55.81	74.00	-18.19	42.65	35.99	9.38	32.21	400	268 PEAK	Blank
Limit	Margin	Read	Ant	Cable	Preamp	APos	TPos	Remark																																
Freq	Level	Line	(dB)	Level	Factor	Loss	Factor																																	
MHz	dBuV/m	dBuV/m	dB	dBuV	dB/m	dB	dB	cm	deg																															
1 5352.15	55.81	74.00	-18.19	42.65	35.99	9.38	32.21	400	268 PEAK																															
Avg	<p>Date: 2024-03-20</p> <table border="1"> <thead> <tr> <th>Limit</th> <th>Margin</th> <th>Read</th> <th>Ant</th> <th>Cable</th> <th>Preamp</th> <th>APos</th> <th>TPos</th> <th>Remark</th> </tr> <tr> <th>Freq</th> <th>Level</th> <th>Line</th> <th>(dB)</th> <th>Level</th> <th>Factor</th> <th>Loss</th> <th>Factor</th> <th></th> </tr> <tr> <th>MHz</th> <th>dBuV/m</th> <th>dBuV/m</th> <th>dB</th> <th>dBuV</th> <th>dB/m</th> <th>dB</th> <th>dB</th> <th>cm</th> <th>deg</th> </tr> </thead> <tbody> <tr> <td>1 5350.05</td> <td>46.37</td> <td>54.00</td> <td>-7.63</td> <td>33.22</td> <td>35.99</td> <td>9.37</td> <td>32.21</td> <td>400</td> <td>268 AVERAGE</td> </tr> </tbody> </table>	Limit	Margin	Read	Ant	Cable	Preamp	APos	TPos	Remark	Freq	Level	Line	(dB)	Level	Factor	Loss	Factor		MHz	dBuV/m	dBuV/m	dB	dBuV	dB/m	dB	dB	cm	deg	1 5350.05	46.37	54.00	-7.63	33.22	35.99	9.37	32.21	400	268 AVERAGE	Blank
Limit	Margin	Read	Ant	Cable	Preamp	APos	TPos	Remark																																
Freq	Level	Line	(dB)	Level	Factor	Loss	Factor																																	
MHz	dBuV/m	dBuV/m	dB	dBuV	dB/m	dB	dB	cm	deg																															
1 5350.05	46.37	54.00	-7.63	33.22	35.99	9.37	32.21	400	268 AVERAGE																															



Mode	18																																																																																																	
	Band Edge - L																																																																																																	
	U-NII-2A_5.25-5.35_802.11ac VHT80_CH58_5290MHz																																																																																																	
ANT	22																																																																																																	
Pol.	Horizontal	Fundamental																																																																																																
Peak	 <p style="text-align: right;">Date: 2024-03-20</p> <table border="1"> <thead> <tr> <th>Limit</th> <th>Margin</th> <th>Read</th> <th>Ant</th> <th>Cable</th> <th>Preamp</th> <th>APos</th> <th>TPos</th> <th></th> </tr> <tr> <th>Freq</th> <th>Level</th> <th>Line</th> <th>(dB)</th> <th>Level</th> <th>Factor</th> <th>Loss</th> <th>Factor</th> <th>Remark</th> </tr> <tr> <th>MHz</th> <th>dBuV/m</th> <th>dBuV/m</th> <th>dB</th> <th>dBuV</th> <th>dB/m</th> <th>dB</th> <th>dB</th> <th>cm</th> </tr> <tr> <th></th> <th></th> <th></th> <th></th> <th></th> <th></th> <th></th> <th></th> <th>deg</th> </tr> </thead> <tbody> <tr> <td>1</td> <td>5145.29</td> <td>53.09</td> <td>74.00</td> <td>-20.91</td> <td>40.95</td> <td>36.11</td> <td>8.53</td> <td>32.50</td> <td>100</td> <td>304</td> <td>PEAK</td> </tr> </tbody> </table>	Limit	Margin	Read	Ant	Cable	Preamp	APos	TPos		Freq	Level	Line	(dB)	Level	Factor	Loss	Factor	Remark	MHz	dBuV/m	dBuV/m	dB	dBuV	dB/m	dB	dB	cm									deg	1	5145.29	53.09	74.00	-20.91	40.95	36.11	8.53	32.50	100	304	PEAK	 <p style="text-align: right;">Date: 2024-03-20</p> <table border="1"> <thead> <tr> <th>Limit</th> <th>Margin</th> <th>Read</th> <th>Ant</th> <th>Cable</th> <th>Preamp</th> <th>APos</th> <th>TPos</th> <th></th> </tr> <tr> <th>Freq</th> <th>Level</th> <th>Line</th> <th>(dB)</th> <th>Level</th> <th>Factor</th> <th>Loss</th> <th>Factor</th> <th>Remark</th> </tr> <tr> <th>MHz</th> <th>dBuV/m</th> <th>dBuV/m</th> <th>dB</th> <th>dBuV</th> <th>dB/m</th> <th>dB</th> <th>dB</th> <th>cm</th> </tr> <tr> <th></th> <th></th> <th></th> <th></th> <th></th> <th></th> <th></th> <th></th> <th>deg</th> </tr> </thead> <tbody> <tr> <td>1</td> <td>5290.00</td> <td>101.87</td> <td>-----</td> <td>-----</td> <td>89.08</td> <td>36.03</td> <td>9.05</td> <td>32.29</td> <td>100</td> <td>304</td> <td>PEAK</td> </tr> </tbody> </table>	Limit	Margin	Read	Ant	Cable	Preamp	APos	TPos		Freq	Level	Line	(dB)	Level	Factor	Loss	Factor	Remark	MHz	dBuV/m	dBuV/m	dB	dBuV	dB/m	dB	dB	cm									deg	1	5290.00	101.87	-----	-----	89.08	36.03	9.05	32.29	100	304	PEAK
	Limit	Margin	Read	Ant	Cable	Preamp	APos	TPos																																																																																										
Freq	Level	Line	(dB)	Level	Factor	Loss	Factor	Remark																																																																																										
MHz	dBuV/m	dBuV/m	dB	dBuV	dB/m	dB	dB	cm																																																																																										
								deg																																																																																										
1	5145.29	53.09	74.00	-20.91	40.95	36.11	8.53	32.50	100	304	PEAK																																																																																							
Limit	Margin	Read	Ant	Cable	Preamp	APos	TPos																																																																																											
Freq	Level	Line	(dB)	Level	Factor	Loss	Factor	Remark																																																																																										
MHz	dBuV/m	dBuV/m	dB	dBuV	dB/m	dB	dB	cm																																																																																										
								deg																																																																																										
1	5290.00	101.87	-----	-----	89.08	36.03	9.05	32.29	100	304	PEAK																																																																																							
Avg	 <p style="text-align: right;">Date: 2024-03-20</p> <table border="1"> <thead> <tr> <th>Limit</th> <th>Margin</th> <th>Read</th> <th>Ant</th> <th>Cable</th> <th>Preamp</th> <th>APos</th> <th>TPos</th> <th></th> </tr> <tr> <th>Freq</th> <th>Level</th> <th>Line</th> <th>(dB)</th> <th>Level</th> <th>Factor</th> <th>Loss</th> <th>Factor</th> <th>Remark</th> </tr> <tr> <th>MHz</th> <th>dBuV/m</th> <th>dBuV/m</th> <th>dB</th> <th>dBuV</th> <th>dB/m</th> <th>dB</th> <th>dB</th> <th>cm</th> </tr> <tr> <th></th> <th></th> <th></th> <th></th> <th></th> <th></th> <th></th> <th></th> <th>deg</th> </tr> </thead> <tbody> <tr> <td>1</td> <td>5099.76</td> <td>43.55</td> <td>54.00</td> <td>-10.45</td> <td>31.53</td> <td>36.14</td> <td>8.44</td> <td>32.56</td> <td>100</td> <td>304</td> <td>AVERAGE</td> </tr> </tbody> </table>	Limit	Margin	Read	Ant	Cable	Preamp	APos	TPos		Freq	Level	Line	(dB)	Level	Factor	Loss	Factor	Remark	MHz	dBuV/m	dBuV/m	dB	dBuV	dB/m	dB	dB	cm									deg	1	5099.76	43.55	54.00	-10.45	31.53	36.14	8.44	32.56	100	304	AVERAGE	 <p style="text-align: right;">Date: 2024-03-20</p> <table border="1"> <thead> <tr> <th>Limit</th> <th>Margin</th> <th>Read</th> <th>Ant</th> <th>Cable</th> <th>Preamp</th> <th>APos</th> <th>TPos</th> <th></th> </tr> <tr> <th>Freq</th> <th>Level</th> <th>Line</th> <th>(dB)</th> <th>Level</th> <th>Factor</th> <th>Loss</th> <th>Factor</th> <th>Remark</th> </tr> <tr> <th>MHz</th> <th>dBuV/m</th> <th>dBuV/m</th> <th>dB</th> <th>dBuV</th> <th>dB/m</th> <th>dB</th> <th>dB</th> <th>cm</th> </tr> <tr> <th></th> <th></th> <th></th> <th></th> <th></th> <th></th> <th></th> <th></th> <th>deg</th> </tr> </thead> <tbody> <tr> <td>1</td> <td>5290.00</td> <td>94.73</td> <td>-----</td> <td>-----</td> <td>81.98</td> <td>36.03</td> <td>9.02</td> <td>32.30</td> <td>100</td> <td>304</td> <td>AVERAGE</td> </tr> </tbody> </table>	Limit	Margin	Read	Ant	Cable	Preamp	APos	TPos		Freq	Level	Line	(dB)	Level	Factor	Loss	Factor	Remark	MHz	dBuV/m	dBuV/m	dB	dBuV	dB/m	dB	dB	cm									deg	1	5290.00	94.73	-----	-----	81.98	36.03	9.02	32.30	100	304	AVERAGE
Limit	Margin	Read	Ant	Cable	Preamp	APos	TPos																																																																																											
Freq	Level	Line	(dB)	Level	Factor	Loss	Factor	Remark																																																																																										
MHz	dBuV/m	dBuV/m	dB	dBuV	dB/m	dB	dB	cm																																																																																										
								deg																																																																																										
1	5099.76	43.55	54.00	-10.45	31.53	36.14	8.44	32.56	100	304	AVERAGE																																																																																							
Limit	Margin	Read	Ant	Cable	Preamp	APos	TPos																																																																																											
Freq	Level	Line	(dB)	Level	Factor	Loss	Factor	Remark																																																																																										
MHz	dBuV/m	dBuV/m	dB	dBuV	dB/m	dB	dB	cm																																																																																										
								deg																																																																																										
1	5290.00	94.73	-----	-----	81.98	36.03	9.02	32.30	100	304	AVERAGE																																																																																							



Mode	18																																									
	Band Edge - R																																									
	U-NII-2A_5.25-5.35_802.11ac VHT80_CH58_5290MHz																																									
ANT	22																																									
Pol.	Horizontal	Fundamental																																								
Peak	<p>Date: 2024-03-20</p> <table border="1"> <thead> <tr> <th>Limit</th> <th>Margin</th> <th>Read</th> <th>Ant</th> <th>Cable</th> <th>Preamp</th> <th>APos</th> <th>TPos</th> <th>Remark</th> </tr> <tr> <th>Freq</th> <th>Level</th> <th>Line</th> <th>(dB)</th> <th>Level</th> <th>Factor</th> <th>Loss</th> <th>Factor</th> <th></th> </tr> <tr> <th>MHz</th> <th>dBuV/m</th> <th>dBuV/m</th> <th>dB</th> <th>dBuV</th> <th>dB/m</th> <th>dB</th> <th>dB</th> <th>cm</th> <th>deg</th> </tr> </thead> <tbody> <tr> <td>1</td> <td>5363.78</td> <td>61.09</td> <td>74.00</td> <td>-12.91</td> <td>47.86</td> <td>35.98</td> <td>9.44</td> <td>32.19</td> <td>100</td> <td>304</td> <td>PEAK</td> </tr> </tbody> </table>	Limit	Margin	Read	Ant	Cable	Preamp	APos	TPos	Remark	Freq	Level	Line	(dB)	Level	Factor	Loss	Factor		MHz	dBuV/m	dBuV/m	dB	dBuV	dB/m	dB	dB	cm	deg	1	5363.78	61.09	74.00	-12.91	47.86	35.98	9.44	32.19	100	304	PEAK	Blank
Limit	Margin	Read	Ant	Cable	Preamp	APos	TPos	Remark																																		
Freq	Level	Line	(dB)	Level	Factor	Loss	Factor																																			
MHz	dBuV/m	dBuV/m	dB	dBuV	dB/m	dB	dB	cm	deg																																	
1	5363.78	61.09	74.00	-12.91	47.86	35.98	9.44	32.19	100	304	PEAK																															
Avg	<p>Date: 2024-03-20</p> <table border="1"> <thead> <tr> <th>Limit</th> <th>Margin</th> <th>Read</th> <th>Ant</th> <th>Cable</th> <th>Preamp</th> <th>APos</th> <th>TPos</th> <th>Remark</th> </tr> <tr> <th>Freq</th> <th>Level</th> <th>Line</th> <th>(dB)</th> <th>Level</th> <th>Factor</th> <th>Loss</th> <th>Factor</th> <th></th> </tr> <tr> <th>MHz</th> <th>dBuV/m</th> <th>dBuV/m</th> <th>dB</th> <th>dBuV</th> <th>dB/m</th> <th>dB</th> <th>dB</th> <th>cm</th> <th>deg</th> </tr> </thead> <tbody> <tr> <td>1</td> <td>5367.18</td> <td>51.86</td> <td>54.00</td> <td>-2.14</td> <td>38.62</td> <td>35.98</td> <td>9.45</td> <td>32.19</td> <td>100</td> <td>304</td> <td>AVERAGE</td> </tr> </tbody> </table>	Limit	Margin	Read	Ant	Cable	Preamp	APos	TPos	Remark	Freq	Level	Line	(dB)	Level	Factor	Loss	Factor		MHz	dBuV/m	dBuV/m	dB	dBuV	dB/m	dB	dB	cm	deg	1	5367.18	51.86	54.00	-2.14	38.62	35.98	9.45	32.19	100	304	AVERAGE	Blank
Limit	Margin	Read	Ant	Cable	Preamp	APos	TPos	Remark																																		
Freq	Level	Line	(dB)	Level	Factor	Loss	Factor																																			
MHz	dBuV/m	dBuV/m	dB	dBuV	dB/m	dB	dB	cm	deg																																	
1	5367.18	51.86	54.00	-2.14	38.62	35.98	9.45	32.19	100	304	AVERAGE																															





Mode	18																																																									
	Band Edge - L																																																									
	U-NII-2A_5.25-5.35_802.11ac VHT80_CH58_5290MHz																																																									
ANT	22																																																									
Pol.	Vertical	Fundamental																																																								
Peak	<table border="1"> <thead> <tr> <th>Limit Margin</th> <th>Read</th> <th>Ant</th> <th>Cable</th> <th>Preamp</th> <th>APos</th> <th>TPos</th> </tr> <tr> <th>Freq Level Line (dB)</th> <th>Level Factor</th> <th>Loss Factor</th> <th></th> <th></th> <th></th> <th></th> </tr> <tr> <th>MHz dBuV/m dBuV/m</th> <th>dBuV</th> <th>dB/m</th> <th>dB</th> <th>dB</th> <th>cm</th> <th>deg</th> </tr> </thead> <tbody> <tr> <td>1 5076.10 52.65 74.00 -21.35</td> <td>40.82</td> <td>36.18</td> <td>8.31</td> <td>32.66</td> <td>400</td> <td>266 PEAK</td> </tr> </tbody> </table>	Limit Margin	Read	Ant	Cable	Preamp	APos	TPos	Freq Level Line (dB)	Level Factor	Loss Factor					MHz dBuV/m dBuV/m	dBuV	dB/m	dB	dB	cm	deg	1 5076.10 52.65 74.00 -21.35	40.82	36.18	8.31	32.66	400	266 PEAK	<table border="1"> <thead> <tr> <th>Limit Margin</th> <th>Read</th> <th>Ant</th> <th>Cable</th> <th>Preamp</th> <th>APos</th> <th>TPos</th> </tr> <tr> <th>Freq Level Line (dB)</th> <th>Level Factor</th> <th>Loss Factor</th> <th></th> <th></th> <th></th> <th></th> </tr> <tr> <th>MHz dBuV/m dBuV/m</th> <th>dBuV</th> <th>dB/m</th> <th>dB</th> <th>dB</th> <th>cm</th> <th>deg</th> </tr> </thead> <tbody> <tr> <td>1 5290.00 96.18 -----</td> <td>83.21</td> <td>36.01</td> <td>9.21</td> <td>32.25</td> <td>400</td> <td>266 PEAK</td> </tr> </tbody> </table>	Limit Margin	Read	Ant	Cable	Preamp	APos	TPos	Freq Level Line (dB)	Level Factor	Loss Factor					MHz dBuV/m dBuV/m	dBuV	dB/m	dB	dB	cm	deg	1 5290.00 96.18 -----	83.21	36.01	9.21	32.25	400	266 PEAK
	Limit Margin	Read	Ant	Cable	Preamp	APos	TPos																																																			
Freq Level Line (dB)	Level Factor	Loss Factor																																																								
MHz dBuV/m dBuV/m	dBuV	dB/m	dB	dB	cm	deg																																																				
1 5076.10 52.65 74.00 -21.35	40.82	36.18	8.31	32.66	400	266 PEAK																																																				
Limit Margin	Read	Ant	Cable	Preamp	APos	TPos																																																				
Freq Level Line (dB)	Level Factor	Loss Factor																																																								
MHz dBuV/m dBuV/m	dBuV	dB/m	dB	dB	cm	deg																																																				
1 5290.00 96.18 -----	83.21	36.01	9.21	32.25	400	266 PEAK																																																				
Avg	<table border="1"> <thead> <tr> <th>Limit Margin</th> <th>Read</th> <th>Ant</th> <th>Cable</th> <th>Preamp</th> <th>APos</th> <th>TPos</th> </tr> <tr> <th>Freq Level Line (dB)</th> <th>Level Factor</th> <th>Loss Factor</th> <th></th> <th></th> <th></th> <th></th> </tr> <tr> <th>MHz dBuV/m dBuV/m</th> <th>dBuV</th> <th>dB/m</th> <th>dB</th> <th>dB</th> <th>cm</th> <th>deg</th> </tr> </thead> <tbody> <tr> <td>1 5076.85 43.42 54.00 -10.58</td> <td>31.46</td> <td>36.15</td> <td>8.40</td> <td>32.59</td> <td>400</td> <td>266 AVERAGE</td> </tr> </tbody> </table>	Limit Margin	Read	Ant	Cable	Preamp	APos	TPos	Freq Level Line (dB)	Level Factor	Loss Factor					MHz dBuV/m dBuV/m	dBuV	dB/m	dB	dB	cm	deg	1 5076.85 43.42 54.00 -10.58	31.46	36.15	8.40	32.59	400	266 AVERAGE	<table border="1"> <thead> <tr> <th>Limit Margin</th> <th>Read</th> <th>Ant</th> <th>Cable</th> <th>Preamp</th> <th>APos</th> <th>TPos</th> </tr> <tr> <th>Freq Level Line (dB)</th> <th>Level Factor</th> <th>Loss Factor</th> <th></th> <th></th> <th></th> <th></th> </tr> <tr> <th>MHz dBuV/m dBuV/m</th> <th>dBuV</th> <th>dB/m</th> <th>dB</th> <th>dB</th> <th>cm</th> <th>deg</th> </tr> </thead> <tbody> <tr> <td>1 5290.00 88.73 -----</td> <td>75.73</td> <td>36.00</td> <td>9.24</td> <td>32.24</td> <td>400</td> <td>266 AVERAGE</td> </tr> </tbody> </table>	Limit Margin	Read	Ant	Cable	Preamp	APos	TPos	Freq Level Line (dB)	Level Factor	Loss Factor					MHz dBuV/m dBuV/m	dBuV	dB/m	dB	dB	cm	deg	1 5290.00 88.73 -----	75.73	36.00	9.24	32.24	400	266 AVERAGE
Limit Margin	Read	Ant	Cable	Preamp	APos	TPos																																																				
Freq Level Line (dB)	Level Factor	Loss Factor																																																								
MHz dBuV/m dBuV/m	dBuV	dB/m	dB	dB	cm	deg																																																				
1 5076.85 43.42 54.00 -10.58	31.46	36.15	8.40	32.59	400	266 AVERAGE																																																				
Limit Margin	Read	Ant	Cable	Preamp	APos	TPos																																																				
Freq Level Line (dB)	Level Factor	Loss Factor																																																								
MHz dBuV/m dBuV/m	dBuV	dB/m	dB	dB	cm	deg																																																				
1 5290.00 88.73 -----	75.73	36.00	9.24	32.24	400	266 AVERAGE																																																				



Mode	18																																								
	Band Edge - R																																								
	U-NII-2A_5.25-5.35_802.11ac VHT80_CH58_5290MHz																																								
ANT	22																																								
Pol.	Vertical	Fundamental																																							
Peak	<table border="1"> <thead> <tr> <th>Limit</th> <th>Margin</th> <th>Read</th> <th>Ant</th> <th>Cable</th> <th>Preamp</th> <th>APos</th> <th>TPos</th> <th>Remark</th> </tr> <tr> <th>Freq</th> <th>Level</th> <th>Line</th> <th>(dB)</th> <th>Level</th> <th>Factor</th> <th>Loss</th> <th>Factor</th> <th></th> </tr> <tr> <th>MHz</th> <th>dBuV/m</th> <th>dBuV/m</th> <th>dBuV</th> <th>dB/m</th> <th>dB</th> <th>dB</th> <th>cm</th> <th>deg</th> </tr> </thead> <tbody> <tr> <td>1</td> <td>5351.54</td> <td>57.29</td> <td>74.00</td> <td>-16.71</td> <td>44.14</td> <td>35.99</td> <td>9.37</td> <td>32.21</td> <td>400</td> <td>266</td> <td>PEAK</td> </tr> </tbody> </table>	Limit	Margin	Read	Ant	Cable	Preamp	APos	TPos	Remark	Freq	Level	Line	(dB)	Level	Factor	Loss	Factor		MHz	dBuV/m	dBuV/m	dBuV	dB/m	dB	dB	cm	deg	1	5351.54	57.29	74.00	-16.71	44.14	35.99	9.37	32.21	400	266	PEAK	Blank
Limit	Margin	Read	Ant	Cable	Preamp	APos	TPos	Remark																																	
Freq	Level	Line	(dB)	Level	Factor	Loss	Factor																																		
MHz	dBuV/m	dBuV/m	dBuV	dB/m	dB	dB	cm	deg																																	
1	5351.54	57.29	74.00	-16.71	44.14	35.99	9.37	32.21	400	266	PEAK																														
Avg	<table border="1"> <thead> <tr> <th>Limit</th> <th>Margin</th> <th>Read</th> <th>Ant</th> <th>Cable</th> <th>Preamp</th> <th>APos</th> <th>TPos</th> <th>Remark</th> </tr> <tr> <th>Freq</th> <th>Level</th> <th>Line</th> <th>(dB)</th> <th>Level</th> <th>Factor</th> <th>Loss</th> <th>Factor</th> <th></th> </tr> <tr> <th>MHz</th> <th>dBuV/m</th> <th>dBuV/m</th> <th>dBuV</th> <th>dB/m</th> <th>dB</th> <th>dB</th> <th>cm</th> <th>deg</th> </tr> </thead> <tbody> <tr> <td>1</td> <td>5352.22</td> <td>48.37</td> <td>54.00</td> <td>-5.63</td> <td>35.21</td> <td>35.99</td> <td>9.38</td> <td>32.21</td> <td>400</td> <td>266</td> <td>AVERAGE</td> </tr> </tbody> </table>	Limit	Margin	Read	Ant	Cable	Preamp	APos	TPos	Remark	Freq	Level	Line	(dB)	Level	Factor	Loss	Factor		MHz	dBuV/m	dBuV/m	dBuV	dB/m	dB	dB	cm	deg	1	5352.22	48.37	54.00	-5.63	35.21	35.99	9.38	32.21	400	266	AVERAGE	Blank
Limit	Margin	Read	Ant	Cable	Preamp	APos	TPos	Remark																																	
Freq	Level	Line	(dB)	Level	Factor	Loss	Factor																																		
MHz	dBuV/m	dBuV/m	dBuV	dB/m	dB	dB	cm	deg																																	
1	5352.22	48.37	54.00	-5.63	35.21	35.99	9.38	32.21	400	266	AVERAGE																														

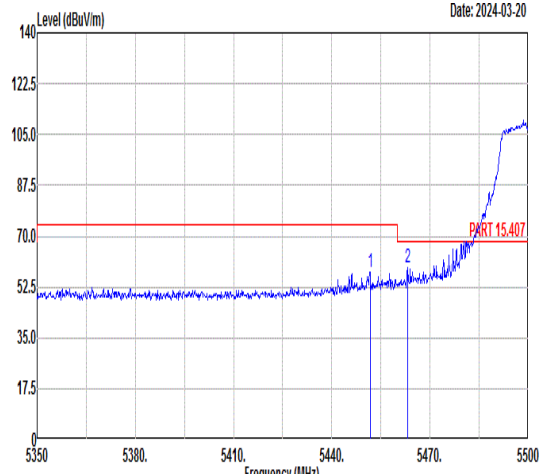
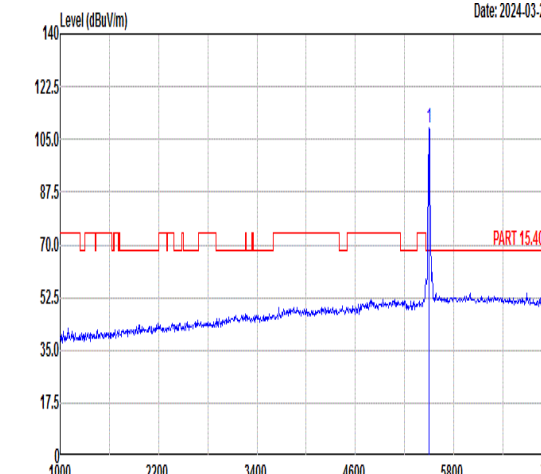
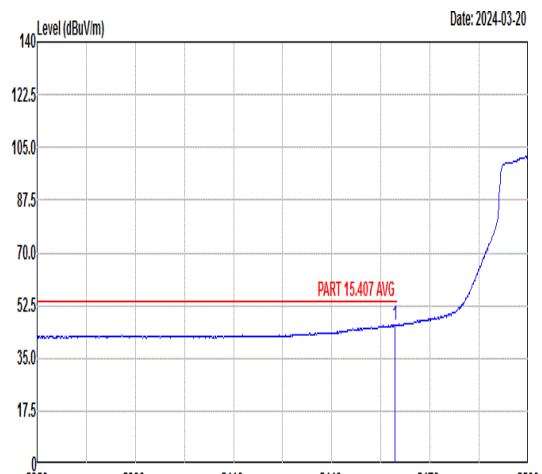
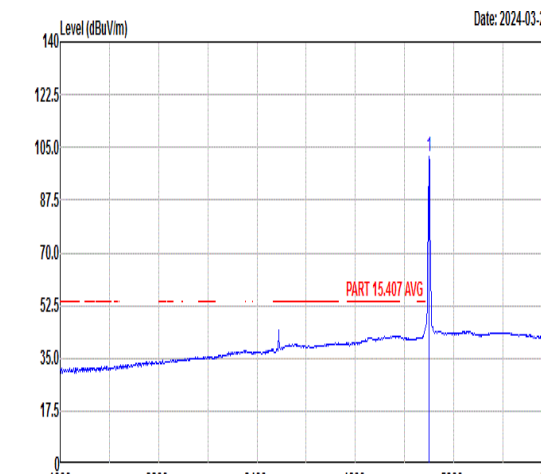


Mode	18																																																																																																
	Harmonic																																																																																																
	U-NII-2A_5.25-5.35_802.11ac VHT80_CH58_5290MHz																																																																																																
ANT	22																																																																																																
Pol.	Horizontal	Vertical																																																																																															
Peak Avg	<p>Date: 2024-03-21</p>	<p>Date: 2024-03-21</p>																																																																																															
	<table border="1"> <thead> <tr> <th>Limit</th> <th>Read</th> <th>Ant</th> <th>Cable</th> <th>Preamp</th> <th>Apos</th> <th>TPos</th> <th>Remark</th> </tr> <tr> <th>Freq</th> <th>Level</th> <th>Line</th> <th>Margin</th> <th>Level</th> <th>Factor</th> <th>Loss</th> <th>Factor</th> </tr> <tr> <th>MHz</th> <th>dBuV/m</th> <th>dBuV/m</th> <th>dB</th> <th>dBuV</th> <th>dB/m</th> <th>dB</th> <th>dB</th> </tr> </thead> <tbody> <tr> <td>1</td> <td>10580.00</td> <td>47.75</td> <td>68.30</td> <td>-20.55</td> <td>60.28</td> <td>38.83</td> <td>12.22</td> <td>63.58</td> <td>---</td> <td>---</td> <td>Peak</td> </tr> <tr> <td>2</td> <td>15870.00</td> <td>50.45</td> <td>74.00</td> <td>-23.55</td> <td>58.82</td> <td>41.00</td> <td>14.73</td> <td>64.10</td> <td>---</td> <td>---</td> <td>Peak</td> </tr> </tbody> </table>	Limit	Read	Ant	Cable	Preamp	Apos	TPos	Remark	Freq	Level	Line	Margin	Level	Factor	Loss	Factor	MHz	dBuV/m	dBuV/m	dB	dBuV	dB/m	dB	dB	1	10580.00	47.75	68.30	-20.55	60.28	38.83	12.22	63.58	---	---	Peak	2	15870.00	50.45	74.00	-23.55	58.82	41.00	14.73	64.10	---	---	Peak	<table border="1"> <thead> <tr> <th>Limit</th> <th>Read</th> <th>Ant</th> <th>Cable</th> <th>Preamp</th> <th>Apos</th> <th>TPos</th> <th>Remark</th> </tr> <tr> <th>Freq</th> <th>Level</th> <th>Line</th> <th>Margin</th> <th>Level</th> <th>Factor</th> <th>Loss</th> <th>Factor</th> </tr> <tr> <th>MHz</th> <th>dBuV/m</th> <th>dBuV/m</th> <th>dB</th> <th>dBuV</th> <th>dB/m</th> <th>dB</th> <th>dB</th> </tr> </thead> <tbody> <tr> <td>1</td> <td>10580.00</td> <td>48.23</td> <td>68.30</td> <td>-20.07</td> <td>60.76</td> <td>38.83</td> <td>12.22</td> <td>63.58</td> <td>---</td> <td>---</td> <td>Peak</td> </tr> <tr> <td>2</td> <td>15870.00</td> <td>51.24</td> <td>74.00</td> <td>-22.76</td> <td>59.61</td> <td>41.00</td> <td>14.73</td> <td>64.10</td> <td>---</td> <td>---</td> <td>Peak</td> </tr> </tbody> </table>	Limit	Read	Ant	Cable	Preamp	Apos	TPos	Remark	Freq	Level	Line	Margin	Level	Factor	Loss	Factor	MHz	dBuV/m	dBuV/m	dB	dBuV	dB/m	dB	dB	1	10580.00	48.23	68.30	-20.07	60.76	38.83	12.22	63.58	---	---	Peak	2	15870.00	51.24	74.00	-22.76	59.61	41.00	14.73	64.10	---	---
Limit	Read	Ant	Cable	Preamp	Apos	TPos	Remark																																																																																										
Freq	Level	Line	Margin	Level	Factor	Loss	Factor																																																																																										
MHz	dBuV/m	dBuV/m	dB	dBuV	dB/m	dB	dB																																																																																										
1	10580.00	47.75	68.30	-20.55	60.28	38.83	12.22	63.58	---	---	Peak																																																																																						
2	15870.00	50.45	74.00	-23.55	58.82	41.00	14.73	64.10	---	---	Peak																																																																																						
Limit	Read	Ant	Cable	Preamp	Apos	TPos	Remark																																																																																										
Freq	Level	Line	Margin	Level	Factor	Loss	Factor																																																																																										
MHz	dBuV/m	dBuV/m	dB	dBuV	dB/m	dB	dB																																																																																										
1	10580.00	48.23	68.30	-20.07	60.76	38.83	12.22	63.58	---	---	Peak																																																																																						
2	15870.00	51.24	74.00	-22.76	59.61	41.00	14.73	64.10	---	---	Peak																																																																																						



Mode	19																																																									
	Band Edge																																																									
	U-NII-2C_5.47-5.725_802.11a_CH100_5500MHz																																																									
ANT	22																																																									
Pol.	Horizontal	Fundamental																																																								
Peak	<table border="1"> <thead> <tr> <th>Limit Margin</th> <th>Read</th> <th>Ant</th> <th>Cable</th> <th>Preamp</th> <th>APos</th> <th>TPos</th> <th>Remark</th> </tr> <tr> <th>Freq Level Line (dB)</th> <th>Level Factor</th> <th>Loss Factor</th> <th></th> <th></th> <th>cm</th> <th>deg</th> <th></th> </tr> </thead> <tbody> <tr> <td>1 5456.95 64.80 74.00 -9.20</td> <td>51.24</td> <td>35.93</td> <td>9.69</td> <td>32.06</td> <td>100</td> <td>297</td> <td>PEAK</td> </tr> <tr> <td>2 5460.55 64.15 68.30 -4.15</td> <td>50.60</td> <td>35.92</td> <td>9.69</td> <td>32.06</td> <td>100</td> <td>297</td> <td>PEAK</td> </tr> </tbody> </table>	Limit Margin	Read	Ant	Cable	Preamp	APos	TPos	Remark	Freq Level Line (dB)	Level Factor	Loss Factor			cm	deg		1 5456.95 64.80 74.00 -9.20	51.24	35.93	9.69	32.06	100	297	PEAK	2 5460.55 64.15 68.30 -4.15	50.60	35.92	9.69	32.06	100	297	PEAK	<table border="1"> <thead> <tr> <th>Limit Margin</th> <th>Read</th> <th>Ant</th> <th>Cable</th> <th>Preamp</th> <th>APos</th> <th>TPos</th> <th>Remark</th> </tr> <tr> <th>Freq Level Line (dB)</th> <th>Level Factor</th> <th>Loss Factor</th> <th></th> <th></th> <th>cm</th> <th>deg</th> <th></th> </tr> </thead> <tbody> <tr> <td>1 5500.00 112.43 -----</td> <td>98.82</td> <td>35.90</td> <td>9.71</td> <td>32.00</td> <td>100</td> <td>297</td> <td>PEAK</td> </tr> </tbody> </table>	Limit Margin	Read	Ant	Cable	Preamp	APos	TPos	Remark	Freq Level Line (dB)	Level Factor	Loss Factor			cm	deg		1 5500.00 112.43 -----	98.82	35.90	9.71	32.00	100	297	PEAK
	Limit Margin	Read	Ant	Cable	Preamp	APos	TPos	Remark																																																		
Freq Level Line (dB)	Level Factor	Loss Factor			cm	deg																																																				
1 5456.95 64.80 74.00 -9.20	51.24	35.93	9.69	32.06	100	297	PEAK																																																			
2 5460.55 64.15 68.30 -4.15	50.60	35.92	9.69	32.06	100	297	PEAK																																																			
Limit Margin	Read	Ant	Cable	Preamp	APos	TPos	Remark																																																			
Freq Level Line (dB)	Level Factor	Loss Factor			cm	deg																																																				
1 5500.00 112.43 -----	98.82	35.90	9.71	32.00	100	297	PEAK																																																			
Avg	<table border="1"> <thead> <tr> <th>Limit Margin</th> <th>Read</th> <th>Ant</th> <th>Cable</th> <th>Preamp</th> <th>APos</th> <th>TPos</th> <th>Remark</th> </tr> <tr> <th>Freq Level Line (dB)</th> <th>Level Factor</th> <th>Loss Factor</th> <th></th> <th></th> <th>cm</th> <th>deg</th> <th></th> </tr> </thead> <tbody> <tr> <td>1 5458.30 49.75 54.00 -4.25</td> <td>36.19</td> <td>35.93</td> <td>9.69</td> <td>32.06</td> <td>100</td> <td>297</td> <td>AVERAGE</td> </tr> </tbody> </table>	Limit Margin	Read	Ant	Cable	Preamp	APos	TPos	Remark	Freq Level Line (dB)	Level Factor	Loss Factor			cm	deg		1 5458.30 49.75 54.00 -4.25	36.19	35.93	9.69	32.06	100	297	AVERAGE	<table border="1"> <thead> <tr> <th>Limit Margin</th> <th>Read</th> <th>Ant</th> <th>Cable</th> <th>Preamp</th> <th>APos</th> <th>TPos</th> <th>Remark</th> </tr> <tr> <th>Freq Level Line (dB)</th> <th>Level Factor</th> <th>Loss Factor</th> <th></th> <th></th> <th>cm</th> <th>deg</th> <th></th> </tr> </thead> <tbody> <tr> <td>1 5500.00 105.12 -----</td> <td>91.51</td> <td>35.90</td> <td>9.71</td> <td>32.00</td> <td>100</td> <td>297</td> <td>AVERAGE</td> </tr> </tbody> </table>	Limit Margin	Read	Ant	Cable	Preamp	APos	TPos	Remark	Freq Level Line (dB)	Level Factor	Loss Factor			cm	deg		1 5500.00 105.12 -----	91.51	35.90	9.71	32.00	100	297	AVERAGE								
Limit Margin	Read	Ant	Cable	Preamp	APos	TPos	Remark																																																			
Freq Level Line (dB)	Level Factor	Loss Factor			cm	deg																																																				
1 5458.30 49.75 54.00 -4.25	36.19	35.93	9.69	32.06	100	297	AVERAGE																																																			
Limit Margin	Read	Ant	Cable	Preamp	APos	TPos	Remark																																																			
Freq Level Line (dB)	Level Factor	Loss Factor			cm	deg																																																				
1 5500.00 105.12 -----	91.51	35.90	9.71	32.00	100	297	AVERAGE																																																			



Mode	19																																																																																											
	Band Edge																																																																																											
	U-NII-2C_5.47-5.725_802.11a_CH100_5500MHz																																																																																											
ANT	22																																																																																											
Pol.	Vertical	Fundamental																																																																																										
Peak	 <p style="text-align: right;">Date: 2024-03-20</p> <table border="1"> <thead> <tr> <th>Limit</th> <th>Margin</th> <th>Read</th> <th>Ant</th> <th>Cable</th> <th>Preamp</th> <th>APos</th> <th>TPos</th> <th>Remark</th> </tr> <tr> <th>Freq</th> <th>Level</th> <th>Line</th> <th>(dB)</th> <th>Level</th> <th>Factor</th> <th>Loss</th> <th>Factor</th> <th></th> </tr> <tr> <th>MHz</th> <th>dBuV/m</th> <th>dBuV/m</th> <th>dBuV</th> <th>dB/m</th> <th>dB</th> <th>dB</th> <th>cm</th> <th>deg</th> </tr> </thead> <tbody> <tr> <td>1</td> <td>5451.70</td> <td>57.66</td> <td>74.00</td> <td>-16.34</td> <td>44.12</td> <td>35.93</td> <td>9.68</td> <td>32.07</td> <td>394</td> <td>261</td> <td>PEAK</td> </tr> <tr> <td>2</td> <td>5463.10</td> <td>59.14</td> <td>68.30</td> <td>-9.16</td> <td>45.58</td> <td>35.92</td> <td>9.69</td> <td>32.05</td> <td>394</td> <td>261</td> <td>PEAK</td> </tr> </tbody> </table>	Limit	Margin	Read	Ant	Cable	Preamp	APos	TPos	Remark	Freq	Level	Line	(dB)	Level	Factor	Loss	Factor		MHz	dBuV/m	dBuV/m	dBuV	dB/m	dB	dB	cm	deg	1	5451.70	57.66	74.00	-16.34	44.12	35.93	9.68	32.07	394	261	PEAK	2	5463.10	59.14	68.30	-9.16	45.58	35.92	9.69	32.05	394	261	PEAK	 <p style="text-align: right;">Date: 2024-03-20</p> <table border="1"> <thead> <tr> <th>Limit</th> <th>Margin</th> <th>Read</th> <th>Ant</th> <th>Cable</th> <th>Preamp</th> <th>APos</th> <th>TPos</th> <th>Remark</th> </tr> <tr> <th>Freq</th> <th>Level</th> <th>Line</th> <th>(dB)</th> <th>Level</th> <th>Factor</th> <th>Loss</th> <th>Factor</th> <th></th> </tr> <tr> <th>MHz</th> <th>dBuV/m</th> <th>dBuV/m</th> <th>dBuV</th> <th>dB/m</th> <th>dB</th> <th>dB</th> <th>cm</th> <th>deg</th> </tr> </thead> <tbody> <tr> <td>1</td> <td>5500.00</td> <td>108.99</td> <td>-----</td> <td>-----</td> <td>95.38</td> <td>35.90</td> <td>9.71</td> <td>32.00</td> <td>394</td> <td>261</td> <td>PEAK</td> </tr> </tbody> </table>	Limit	Margin	Read	Ant	Cable	Preamp	APos	TPos	Remark	Freq	Level	Line	(dB)	Level	Factor	Loss	Factor		MHz	dBuV/m	dBuV/m	dBuV	dB/m	dB	dB	cm	deg	1	5500.00	108.99	-----	-----	95.38	35.90	9.71	32.00	394	261	PEAK
	Limit	Margin	Read	Ant	Cable	Preamp	APos	TPos	Remark																																																																																			
Freq	Level	Line	(dB)	Level	Factor	Loss	Factor																																																																																					
MHz	dBuV/m	dBuV/m	dBuV	dB/m	dB	dB	cm	deg																																																																																				
1	5451.70	57.66	74.00	-16.34	44.12	35.93	9.68	32.07	394	261	PEAK																																																																																	
2	5463.10	59.14	68.30	-9.16	45.58	35.92	9.69	32.05	394	261	PEAK																																																																																	
Limit	Margin	Read	Ant	Cable	Preamp	APos	TPos	Remark																																																																																				
Freq	Level	Line	(dB)	Level	Factor	Loss	Factor																																																																																					
MHz	dBuV/m	dBuV/m	dBuV	dB/m	dB	dB	cm	deg																																																																																				
1	5500.00	108.99	-----	-----	95.38	35.90	9.71	32.00	394	261	PEAK																																																																																	
Avg	 <p style="text-align: right;">Date: 2024-03-20</p> <table border="1"> <thead> <tr> <th>Limit</th> <th>Margin</th> <th>Read</th> <th>Ant</th> <th>Cable</th> <th>Preamp</th> <th>APos</th> <th>TPos</th> <th>Remark</th> </tr> <tr> <th>Freq</th> <th>Level</th> <th>Line</th> <th>(dB)</th> <th>Level</th> <th>Factor</th> <th>Loss</th> <th>Factor</th> <th></th> </tr> <tr> <th>MHz</th> <th>dBuV/m</th> <th>dBuV/m</th> <th>dBuV</th> <th>dB/m</th> <th>dB</th> <th>dB</th> <th>cm</th> <th>deg</th> </tr> </thead> <tbody> <tr> <td>1</td> <td>5459.20</td> <td>46.22</td> <td>54.00</td> <td>-7.78</td> <td>32.67</td> <td>35.92</td> <td>9.69</td> <td>32.06</td> <td>394</td> <td>261</td> <td>AVERAGE</td> </tr> </tbody> </table>	Limit	Margin	Read	Ant	Cable	Preamp	APos	TPos	Remark	Freq	Level	Line	(dB)	Level	Factor	Loss	Factor		MHz	dBuV/m	dBuV/m	dBuV	dB/m	dB	dB	cm	deg	1	5459.20	46.22	54.00	-7.78	32.67	35.92	9.69	32.06	394	261	AVERAGE	 <p style="text-align: right;">Date: 2024-03-20</p> <table border="1"> <thead> <tr> <th>Limit</th> <th>Margin</th> <th>Read</th> <th>Ant</th> <th>Cable</th> <th>Preamp</th> <th>APos</th> <th>TPos</th> <th>Remark</th> </tr> <tr> <th>Freq</th> <th>Level</th> <th>Line</th> <th>(dB)</th> <th>Level</th> <th>Factor</th> <th>Loss</th> <th>Factor</th> <th></th> </tr> <tr> <th>MHz</th> <th>dBuV/m</th> <th>dBuV/m</th> <th>dBuV</th> <th>dB/m</th> <th>dB</th> <th>dB</th> <th>cm</th> <th>deg</th> </tr> </thead> <tbody> <tr> <td>1</td> <td>5500.00</td> <td>101.80</td> <td>-----</td> <td>-----</td> <td>88.19</td> <td>35.90</td> <td>9.71</td> <td>32.00</td> <td>394</td> <td>261</td> <td>AVERAGE</td> </tr> </tbody> </table>	Limit	Margin	Read	Ant	Cable	Preamp	APos	TPos	Remark	Freq	Level	Line	(dB)	Level	Factor	Loss	Factor		MHz	dBuV/m	dBuV/m	dBuV	dB/m	dB	dB	cm	deg	1	5500.00	101.80	-----	-----	88.19	35.90	9.71	32.00	394	261	AVERAGE												
Limit	Margin	Read	Ant	Cable	Preamp	APos	TPos	Remark																																																																																				
Freq	Level	Line	(dB)	Level	Factor	Loss	Factor																																																																																					
MHz	dBuV/m	dBuV/m	dBuV	dB/m	dB	dB	cm	deg																																																																																				
1	5459.20	46.22	54.00	-7.78	32.67	35.92	9.69	32.06	394	261	AVERAGE																																																																																	
Limit	Margin	Read	Ant	Cable	Preamp	APos	TPos	Remark																																																																																				
Freq	Level	Line	(dB)	Level	Factor	Loss	Factor																																																																																					
MHz	dBuV/m	dBuV/m	dBuV	dB/m	dB	dB	cm	deg																																																																																				
1	5500.00	101.80	-----	-----	88.19	35.90	9.71	32.00	394	261	AVERAGE																																																																																	



Mode	19																																																																																														
	Harmonic																																																																																														
	U-NII-2C_5.47-5.725_802.11a_CH100_5500MHz																																																																																														
ANT	22																																																																																														
Pol.	Horizontal	Vertical																																																																																													
Peak Avg																																																																																															
	<table border="1"> <thead> <tr> <th>Limit</th> <th>Read</th> <th>Ant</th> <th>Cable</th> <th>Preamp</th> <th>Apos</th> <th>TPos</th> <th></th> </tr> <tr> <th>Freq</th> <th>Level</th> <th>Line</th> <th>Margin</th> <th>Level</th> <th>Factor</th> <th>Loss</th> <th>Factor</th> <th>Remark</th> </tr> <tr> <th>MHz</th> <th>dBuV/m</th> <th>dBuV/m</th> <th>dB</th> <th>dBuV</th> <th>dB/m</th> <th>dB</th> <th>dB</th> <th>cm</th> <th>deg</th> </tr> </thead> <tbody> <tr> <td>1</td> <td>11000.00</td> <td>49.67</td> <td>74.00</td> <td>-24.33</td> <td>61.57</td> <td>39.00</td> <td>12.52</td> <td>63.42</td> <td>--- Peak</td> </tr> <tr> <td>2</td> <td>16500.00</td> <td>48.77</td> <td>68.30</td> <td>-19.53</td> <td>56.91</td> <td>41.35</td> <td>15.17</td> <td>64.66</td> <td>--- Peak</td> </tr> </tbody> </table>	Limit	Read	Ant	Cable	Preamp	Apos	TPos		Freq	Level	Line	Margin	Level	Factor	Loss	Factor	Remark	MHz	dBuV/m	dBuV/m	dB	dBuV	dB/m	dB	dB	cm	deg	1	11000.00	49.67	74.00	-24.33	61.57	39.00	12.52	63.42	--- Peak	2	16500.00	48.77	68.30	-19.53	56.91	41.35	15.17	64.66	--- Peak	<table border="1"> <thead> <tr> <th>Limit</th> <th>Read</th> <th>Ant</th> <th>Cable</th> <th>Preamp</th> <th>Apos</th> <th>TPos</th> <th></th> </tr> <tr> <th>Freq</th> <th>Level</th> <th>Line</th> <th>Margin</th> <th>Level</th> <th>Factor</th> <th>Loss</th> <th>Factor</th> <th>Remark</th> </tr> <tr> <th>MHz</th> <th>dBuV/m</th> <th>dBuV/m</th> <th>dB</th> <th>dBuV</th> <th>dB/m</th> <th>dB</th> <th>dB</th> <th>cm</th> <th>deg</th> </tr> </thead> <tbody> <tr> <td>1</td> <td>11000.00</td> <td>49.07</td> <td>74.00</td> <td>-24.93</td> <td>60.97</td> <td>39.00</td> <td>12.52</td> <td>63.42</td> <td>--- Peak</td> </tr> <tr> <td>2</td> <td>16500.00</td> <td>49.89</td> <td>68.30</td> <td>-18.41</td> <td>58.03</td> <td>41.35</td> <td>15.17</td> <td>64.66</td> <td>--- Peak</td> </tr> </tbody> </table>	Limit	Read	Ant	Cable	Preamp	Apos	TPos		Freq	Level	Line	Margin	Level	Factor	Loss	Factor	Remark	MHz	dBuV/m	dBuV/m	dB	dBuV	dB/m	dB	dB	cm	deg	1	11000.00	49.07	74.00	-24.93	60.97	39.00	12.52	63.42	--- Peak	2	16500.00	49.89	68.30	-18.41	58.03	41.35	15.17	64.66
Limit	Read	Ant	Cable	Preamp	Apos	TPos																																																																																									
Freq	Level	Line	Margin	Level	Factor	Loss	Factor	Remark																																																																																							
MHz	dBuV/m	dBuV/m	dB	dBuV	dB/m	dB	dB	cm	deg																																																																																						
1	11000.00	49.67	74.00	-24.33	61.57	39.00	12.52	63.42	--- Peak																																																																																						
2	16500.00	48.77	68.30	-19.53	56.91	41.35	15.17	64.66	--- Peak																																																																																						
Limit	Read	Ant	Cable	Preamp	Apos	TPos																																																																																									
Freq	Level	Line	Margin	Level	Factor	Loss	Factor	Remark																																																																																							
MHz	dBuV/m	dBuV/m	dB	dBuV	dB/m	dB	dB	cm	deg																																																																																						
1	11000.00	49.07	74.00	-24.93	60.97	39.00	12.52	63.42	--- Peak																																																																																						
2	16500.00	49.89	68.30	-18.41	58.03	41.35	15.17	64.66	--- Peak																																																																																						



Mode	20																																																																																																
	Harmonic																																																																																																
	U-NII-2C_5.47-5.725_802.11a_CH116_5580MHz																																																																																																
ANT	22																																																																																																
Pol.	Horizontal	Vertical																																																																																															
Peak Avg	<p>Date: 2024-03-21</p>	<p>Date: 2024-03-21</p>																																																																																															
	<table border="1"> <thead> <tr> <th>Limit</th> <th>Read</th> <th>Ant</th> <th>Cable</th> <th>Preamp</th> <th>Apos</th> <th>TPos</th> <th>Remark</th> </tr> <tr> <th>Freq</th> <th>Level</th> <th>Line</th> <th>Margin</th> <th>Level</th> <th>Factor</th> <th>Loss</th> <th>Factor</th> </tr> <tr> <th>MHz</th> <th>dBuV/m</th> <th>dBuV/m</th> <th>dB</th> <th>dBuV</th> <th>dB/m</th> <th>dB</th> <th>dB</th> </tr> </thead> <tbody> <tr> <td>1</td> <td>11160.00</td> <td>49.48</td> <td>74.00</td> <td>-24.52</td> <td>61.21</td> <td>39.06</td> <td>12.64</td> <td>63.43</td> <td>---</td> <td>---</td> <td>Peak</td> </tr> <tr> <td>2</td> <td>16740.00</td> <td>49.66</td> <td>68.30</td> <td>-18.64</td> <td>57.75</td> <td>41.47</td> <td>15.35</td> <td>64.91</td> <td>---</td> <td>---</td> <td>Peak</td> </tr> </tbody> </table>	Limit	Read	Ant	Cable	Preamp	Apos	TPos	Remark	Freq	Level	Line	Margin	Level	Factor	Loss	Factor	MHz	dBuV/m	dBuV/m	dB	dBuV	dB/m	dB	dB	1	11160.00	49.48	74.00	-24.52	61.21	39.06	12.64	63.43	---	---	Peak	2	16740.00	49.66	68.30	-18.64	57.75	41.47	15.35	64.91	---	---	Peak	<table border="1"> <thead> <tr> <th>Limit</th> <th>Read</th> <th>Ant</th> <th>Cable</th> <th>Preamp</th> <th>Apos</th> <th>TPos</th> <th>Remark</th> </tr> <tr> <th>Freq</th> <th>Level</th> <th>Line</th> <th>Margin</th> <th>Level</th> <th>Factor</th> <th>Loss</th> <th>Factor</th> </tr> <tr> <th>MHz</th> <th>dBuV/m</th> <th>dBuV/m</th> <th>dB</th> <th>dBuV</th> <th>dB/m</th> <th>dB</th> <th>dB</th> </tr> </thead> <tbody> <tr> <td>1</td> <td>11160.00</td> <td>49.78</td> <td>74.00</td> <td>-24.22</td> <td>61.51</td> <td>39.06</td> <td>12.64</td> <td>63.43</td> <td>---</td> <td>---</td> <td>Peak</td> </tr> <tr> <td>2</td> <td>16740.00</td> <td>50.06</td> <td>68.30</td> <td>-18.24</td> <td>58.15</td> <td>41.47</td> <td>15.35</td> <td>64.91</td> <td>---</td> <td>---</td> <td>Peak</td> </tr> </tbody> </table>	Limit	Read	Ant	Cable	Preamp	Apos	TPos	Remark	Freq	Level	Line	Margin	Level	Factor	Loss	Factor	MHz	dBuV/m	dBuV/m	dB	dBuV	dB/m	dB	dB	1	11160.00	49.78	74.00	-24.22	61.51	39.06	12.64	63.43	---	---	Peak	2	16740.00	50.06	68.30	-18.24	58.15	41.47	15.35	64.91	---	---
Limit	Read	Ant	Cable	Preamp	Apos	TPos	Remark																																																																																										
Freq	Level	Line	Margin	Level	Factor	Loss	Factor																																																																																										
MHz	dBuV/m	dBuV/m	dB	dBuV	dB/m	dB	dB																																																																																										
1	11160.00	49.48	74.00	-24.52	61.21	39.06	12.64	63.43	---	---	Peak																																																																																						
2	16740.00	49.66	68.30	-18.64	57.75	41.47	15.35	64.91	---	---	Peak																																																																																						
Limit	Read	Ant	Cable	Preamp	Apos	TPos	Remark																																																																																										
Freq	Level	Line	Margin	Level	Factor	Loss	Factor																																																																																										
MHz	dBuV/m	dBuV/m	dB	dBuV	dB/m	dB	dB																																																																																										
1	11160.00	49.78	74.00	-24.22	61.51	39.06	12.64	63.43	---	---	Peak																																																																																						
2	16740.00	50.06	68.30	-18.24	58.15	41.47	15.35	64.91	---	---	Peak																																																																																						



	21																																																																									
Mode	Band Edge																																																																									
	U-NII-2C_5.47-5.725_802.11a_CH140_5700MHz																																																																									
ANT	22																																																																									
Pol.	Horizontal	Fundamental																																																																								
Peak	<table border="1"> <thead> <tr> <th>Limit</th> <th>Read</th> <th>Ant</th> <th>Cable</th> <th>Preamp</th> <th>APos</th> <th>TPos</th> <th>Remark</th> </tr> <tr> <th>Freq</th> <th>Level</th> <th>Line</th> <th>Margin</th> <th>Level</th> <th>Factor</th> <th>Loss</th> <th>Factor</th> </tr> <tr> <th>MHz</th> <th>dBuV/m</th> <th>dBuV/m</th> <th>dB</th> <th>dBuV</th> <th>dB/m</th> <th>dB</th> <th>dB</th> </tr> </thead> <tbody> <tr> <td>1</td> <td>5725.61</td> <td>64.94</td> <td>68.30</td> <td>-3.36</td> <td>51.39</td> <td>36.22</td> <td>10.02</td> <td>32.69</td> <td>100</td> <td>111</td> <td>PEAK</td> </tr> </tbody> </table>	Limit	Read	Ant	Cable	Preamp	APos	TPos	Remark	Freq	Level	Line	Margin	Level	Factor	Loss	Factor	MHz	dBuV/m	dBuV/m	dB	dBuV	dB/m	dB	dB	1	5725.61	64.94	68.30	-3.36	51.39	36.22	10.02	32.69	100	111	PEAK	<table border="1"> <thead> <tr> <th>Limit</th> <th>Read</th> <th>Ant</th> <th>Cable</th> <th>Preamp</th> <th>APos</th> <th>TPos</th> <th>Remark</th> </tr> <tr> <th>Freq</th> <th>Level</th> <th>Line</th> <th>Margin</th> <th>Level</th> <th>Factor</th> <th>Loss</th> <th>Factor</th> </tr> <tr> <th>MHz</th> <th>dBuV/m</th> <th>dBuV/m</th> <th>dB</th> <th>dBuV</th> <th>dB/m</th> <th>dB</th> <th>dB</th> </tr> </thead> <tbody> <tr> <td>1</td> <td>5700.00</td> <td>111.36</td> <td>-----</td> <td>-----</td> <td>97.88</td> <td>36.19</td> <td>9.97</td> <td>32.68</td> <td>100</td> <td>111</td> <td>PEAK</td> </tr> </tbody> </table>	Limit	Read	Ant	Cable	Preamp	APos	TPos	Remark	Freq	Level	Line	Margin	Level	Factor	Loss	Factor	MHz	dBuV/m	dBuV/m	dB	dBuV	dB/m	dB	dB	1	5700.00	111.36	-----	-----	97.88	36.19	9.97	32.68	100	111	PEAK
	Limit	Read	Ant	Cable	Preamp	APos	TPos	Remark																																																																		
Freq	Level	Line	Margin	Level	Factor	Loss	Factor																																																																			
MHz	dBuV/m	dBuV/m	dB	dBuV	dB/m	dB	dB																																																																			
1	5725.61	64.94	68.30	-3.36	51.39	36.22	10.02	32.69	100	111	PEAK																																																															
Limit	Read	Ant	Cable	Preamp	APos	TPos	Remark																																																																			
Freq	Level	Line	Margin	Level	Factor	Loss	Factor																																																																			
MHz	dBuV/m	dBuV/m	dB	dBuV	dB/m	dB	dB																																																																			
1	5700.00	111.36	-----	-----	97.88	36.19	9.97	32.68	100	111	PEAK																																																															
Avg	Blank	<table border="1"> <thead> <tr> <th>Limit</th> <th>Read</th> <th>Ant</th> <th>Cable</th> <th>Preamp</th> <th>APos</th> <th>TPos</th> <th>Remark</th> </tr> <tr> <th>Freq</th> <th>Level</th> <th>Line</th> <th>Margin</th> <th>Level</th> <th>Factor</th> <th>Loss</th> <th>Factor</th> </tr> <tr> <th>MHz</th> <th>dBuV/m</th> <th>dBuV/m</th> <th>dB</th> <th>dBuV</th> <th>dB/m</th> <th>dB</th> <th>dB</th> </tr> </thead> <tbody> <tr> <td>1</td> <td>5700.00</td> <td>104.56</td> <td>-----</td> <td>-----</td> <td>91.10</td> <td>36.18</td> <td>9.96</td> <td>32.68</td> <td>100</td> <td>111</td> <td>AVERAGE</td> </tr> </tbody> </table>	Limit	Read	Ant	Cable	Preamp	APos	TPos	Remark	Freq	Level	Line	Margin	Level	Factor	Loss	Factor	MHz	dBuV/m	dBuV/m	dB	dBuV	dB/m	dB	dB	1	5700.00	104.56	-----	-----	91.10	36.18	9.96	32.68	100	111	AVERAGE																																				
Limit	Read	Ant	Cable	Preamp	APos	TPos	Remark																																																																			
Freq	Level	Line	Margin	Level	Factor	Loss	Factor																																																																			
MHz	dBuV/m	dBuV/m	dB	dBuV	dB/m	dB	dB																																																																			
1	5700.00	104.56	-----	-----	91.10	36.18	9.96	32.68	100	111	AVERAGE																																																															





Mode	21																																																																									
	Band Edge																																																																									
	U-NII-2C_5.47-5.725_802.11a_CH140_5700MHz																																																																									
ANT	22																																																																									
Pol.	Vertical	Fundamental																																																																								
Peak	<p>Date: 2024-03-27</p> <table border="1"> <thead> <tr> <th>Limit</th> <th>Read</th> <th>Ant</th> <th>Cable</th> <th>Preamp</th> <th>APos</th> <th>TPos</th> <th>Remark</th> </tr> <tr> <th>Freq</th> <th>Level</th> <th>Line</th> <th>Margin</th> <th>Level</th> <th>Factor</th> <th>Loss</th> <th>Factor</th> </tr> <tr> <th>MHz</th> <th>dBuV/m</th> <th>dBuV/m</th> <th>dB</th> <th>dBuV</th> <th>dB/m</th> <th>dB</th> <th>dB</th> </tr> </thead> <tbody> <tr> <td>1</td> <td>5725.16</td> <td>64.30</td> <td>68.30</td> <td>-4.00</td> <td>50.75</td> <td>36.22</td> <td>10.02</td> <td>32.69</td> <td>400</td> <td>72</td> <td>PEAK</td> </tr> </tbody> </table>	Limit	Read	Ant	Cable	Preamp	APos	TPos	Remark	Freq	Level	Line	Margin	Level	Factor	Loss	Factor	MHz	dBuV/m	dBuV/m	dB	dBuV	dB/m	dB	dB	1	5725.16	64.30	68.30	-4.00	50.75	36.22	10.02	32.69	400	72	PEAK	<p>Date: 2024-03-27</p> <table border="1"> <thead> <tr> <th>Limit</th> <th>Read</th> <th>Ant</th> <th>Cable</th> <th>Preamp</th> <th>APos</th> <th>TPos</th> <th>Remark</th> </tr> <tr> <th>Freq</th> <th>Level</th> <th>Line</th> <th>Margin</th> <th>Level</th> <th>Factor</th> <th>Loss</th> <th>Factor</th> </tr> <tr> <th>MHz</th> <th>dBuV/m</th> <th>dBuV/m</th> <th>dB</th> <th>dBuV</th> <th>dB/m</th> <th>dB</th> <th>dB</th> </tr> </thead> <tbody> <tr> <td>1</td> <td>5700.00</td> <td>106.76</td> <td>-----</td> <td>-----</td> <td>93.28</td> <td>36.19</td> <td>9.97</td> <td>32.68</td> <td>400</td> <td>72</td> <td>PEAK</td> </tr> </tbody> </table>	Limit	Read	Ant	Cable	Preamp	APos	TPos	Remark	Freq	Level	Line	Margin	Level	Factor	Loss	Factor	MHz	dBuV/m	dBuV/m	dB	dBuV	dB/m	dB	dB	1	5700.00	106.76	-----	-----	93.28	36.19	9.97	32.68	400	72	PEAK
	Limit	Read	Ant	Cable	Preamp	APos	TPos	Remark																																																																		
Freq	Level	Line	Margin	Level	Factor	Loss	Factor																																																																			
MHz	dBuV/m	dBuV/m	dB	dBuV	dB/m	dB	dB																																																																			
1	5725.16	64.30	68.30	-4.00	50.75	36.22	10.02	32.69	400	72	PEAK																																																															
Limit	Read	Ant	Cable	Preamp	APos	TPos	Remark																																																																			
Freq	Level	Line	Margin	Level	Factor	Loss	Factor																																																																			
MHz	dBuV/m	dBuV/m	dB	dBuV	dB/m	dB	dB																																																																			
1	5700.00	106.76	-----	-----	93.28	36.19	9.97	32.68	400	72	PEAK																																																															
Avg	Blank	<p>Date: 2024-03-27</p> <table border="1"> <thead> <tr> <th>Limit</th> <th>Read</th> <th>Ant</th> <th>Cable</th> <th>Preamp</th> <th>APos</th> <th>TPos</th> <th>Remark</th> </tr> <tr> <th>Freq</th> <th>Level</th> <th>Line</th> <th>Margin</th> <th>Level</th> <th>Factor</th> <th>Loss</th> <th>Factor</th> </tr> <tr> <th>MHz</th> <th>dBuV/m</th> <th>dBuV/m</th> <th>dB</th> <th>dBuV</th> <th>dB/m</th> <th>dB</th> <th>dB</th> </tr> </thead> <tbody> <tr> <td>1</td> <td>5700.00</td> <td>100.21</td> <td>-----</td> <td>-----</td> <td>86.75</td> <td>36.18</td> <td>9.96</td> <td>32.68</td> <td>400</td> <td>72</td> <td>AVERAGE</td> </tr> </tbody> </table>	Limit	Read	Ant	Cable	Preamp	APos	TPos	Remark	Freq	Level	Line	Margin	Level	Factor	Loss	Factor	MHz	dBuV/m	dBuV/m	dB	dBuV	dB/m	dB	dB	1	5700.00	100.21	-----	-----	86.75	36.18	9.96	32.68	400	72	AVERAGE																																				
Limit	Read	Ant	Cable	Preamp	APos	TPos	Remark																																																																			
Freq	Level	Line	Margin	Level	Factor	Loss	Factor																																																																			
MHz	dBuV/m	dBuV/m	dB	dBuV	dB/m	dB	dB																																																																			
1	5700.00	100.21	-----	-----	86.75	36.18	9.96	32.68	400	72	AVERAGE																																																															



		21																																																																																					
Mode		Harmonic																																																																																					
		U-NII-2C_5.47-5.725_802.11a_CH140_5700MHz																																																																																					
ANT		22																																																																																					
Pol.		Horizontal	Vertical																																																																																				
Peak Avg		<table border="1"> <thead> <tr> <th>Limit</th> <th>Read</th> <th>Ant</th> <th>Cable</th> <th>Preamp</th> <th>Apos</th> <th>TPos</th> <th>Remark</th> </tr> <tr> <th>Freq</th> <th>Level</th> <th>Line</th> <th>Margin</th> <th>Level</th> <th>Factor</th> <th>Loss</th> <th>Factor</th> </tr> <tr> <th>MHz</th> <th>dBuV/m</th> <th>dBuV/m</th> <th>dB</th> <th>dBuV</th> <th>dB/m</th> <th>dB</th> <th>dB</th> </tr> </thead> <tbody> <tr> <td>1 11400.00</td> <td>48.43</td> <td>74.00</td> <td>-25.57</td> <td>59.90</td> <td>39.16</td> <td>12.81</td> <td>63.44</td> <td>--- --- Peak</td> </tr> <tr> <td>2 17100.00</td> <td>50.41</td> <td>68.30</td> <td>-17.89</td> <td>58.31</td> <td>41.71</td> <td>15.62</td> <td>65.23</td> <td>--- --- Peak</td> </tr> </tbody> </table>	Limit	Read	Ant	Cable	Preamp	Apos	TPos	Remark	Freq	Level	Line	Margin	Level	Factor	Loss	Factor	MHz	dBuV/m	dBuV/m	dB	dBuV	dB/m	dB	dB	1 11400.00	48.43	74.00	-25.57	59.90	39.16	12.81	63.44	--- --- Peak	2 17100.00	50.41	68.30	-17.89	58.31	41.71	15.62	65.23	--- --- Peak	<table border="1"> <thead> <tr> <th>Limit</th> <th>Read</th> <th>Ant</th> <th>Cable</th> <th>Preamp</th> <th>Apos</th> <th>TPos</th> <th>Remark</th> </tr> <tr> <th>Freq</th> <th>Level</th> <th>Line</th> <th>Margin</th> <th>Level</th> <th>Factor</th> <th>Loss</th> <th>Factor</th> </tr> <tr> <th>MHz</th> <th>dBuV/m</th> <th>dBuV/m</th> <th>dB</th> <th>dBuV</th> <th>dB/m</th> <th>dB</th> <th>dB</th> </tr> </thead> <tbody> <tr> <td>1 11400.00</td> <td>49.13</td> <td>74.00</td> <td>-24.87</td> <td>60.60</td> <td>39.16</td> <td>12.81</td> <td>63.44</td> <td>--- --- Peak</td> </tr> <tr> <td>2 17100.00</td> <td>50.83</td> <td>68.30</td> <td>-17.47</td> <td>58.73</td> <td>41.71</td> <td>15.62</td> <td>65.23</td> <td>--- --- Peak</td> </tr> </tbody> </table>	Limit	Read	Ant	Cable	Preamp	Apos	TPos	Remark	Freq	Level	Line	Margin	Level	Factor	Loss	Factor	MHz	dBuV/m	dBuV/m	dB	dBuV	dB/m	dB	dB	1 11400.00	49.13	74.00	-24.87	60.60	39.16	12.81	63.44	--- --- Peak	2 17100.00	50.83	68.30	-17.47	58.73	41.71	15.62	65.23	--- --- Peak
Limit	Read	Ant	Cable	Preamp	Apos	TPos	Remark																																																																																
Freq	Level	Line	Margin	Level	Factor	Loss	Factor																																																																																
MHz	dBuV/m	dBuV/m	dB	dBuV	dB/m	dB	dB																																																																																
1 11400.00	48.43	74.00	-25.57	59.90	39.16	12.81	63.44	--- --- Peak																																																																															
2 17100.00	50.41	68.30	-17.89	58.31	41.71	15.62	65.23	--- --- Peak																																																																															
Limit	Read	Ant	Cable	Preamp	Apos	TPos	Remark																																																																																
Freq	Level	Line	Margin	Level	Factor	Loss	Factor																																																																																
MHz	dBuV/m	dBuV/m	dB	dBuV	dB/m	dB	dB																																																																																
1 11400.00	49.13	74.00	-24.87	60.60	39.16	12.81	63.44	--- --- Peak																																																																															
2 17100.00	50.83	68.30	-17.47	58.73	41.71	15.62	65.23	--- --- Peak																																																																															



Mode	22																																																									
	Band Edge																																																									
	U-NII-2C_5.47-5.725_802.11n HT20_CH100_5500MHz																																																									
ANT	22																																																									
Pol.	Horizontal	Fundamental																																																								
Peak	<table border="1"> <thead> <tr> <th>Limit Margin</th> <th>Read</th> <th>Ant</th> <th>Cable</th> <th>Preamp</th> <th>APos</th> <th>TPos</th> <th>Remark</th> </tr> <tr> <th>Freq Level Line (dB)</th> <th>Level Factor</th> <th>Loss Factor</th> <th></th> <th></th> <th>cm</th> <th>deg</th> <th></th> </tr> </thead> <tbody> <tr> <td>1 5450.50 61.46 74.00 -12.54</td> <td>47.92</td> <td>35.93</td> <td>9.68</td> <td>32.07</td> <td>100</td> <td>294</td> <td>PEAK</td> </tr> <tr> <td>2 5465.95 65.97 68.30 -2.33</td> <td>52.41</td> <td>35.92</td> <td>9.69</td> <td>32.05</td> <td>100</td> <td>294</td> <td>PEAK</td> </tr> </tbody> </table>	Limit Margin	Read	Ant	Cable	Preamp	APos	TPos	Remark	Freq Level Line (dB)	Level Factor	Loss Factor			cm	deg		1 5450.50 61.46 74.00 -12.54	47.92	35.93	9.68	32.07	100	294	PEAK	2 5465.95 65.97 68.30 -2.33	52.41	35.92	9.69	32.05	100	294	PEAK	<table border="1"> <thead> <tr> <th>Limit Margin</th> <th>Read</th> <th>Ant</th> <th>Cable</th> <th>Preamp</th> <th>APos</th> <th>TPos</th> <th>Remark</th> </tr> <tr> <th>Freq Level Line (dB)</th> <th>Level Factor</th> <th>Loss Factor</th> <th></th> <th></th> <th>cm</th> <th>deg</th> <th></th> </tr> </thead> <tbody> <tr> <td>1 5500.00 109.34</td> <td>95.73</td> <td>35.90</td> <td>9.71</td> <td>32.00</td> <td>100</td> <td>294</td> <td>PEAK</td> </tr> </tbody> </table>	Limit Margin	Read	Ant	Cable	Preamp	APos	TPos	Remark	Freq Level Line (dB)	Level Factor	Loss Factor			cm	deg		1 5500.00 109.34	95.73	35.90	9.71	32.00	100	294	PEAK
	Limit Margin	Read	Ant	Cable	Preamp	APos	TPos	Remark																																																		
Freq Level Line (dB)	Level Factor	Loss Factor			cm	deg																																																				
1 5450.50 61.46 74.00 -12.54	47.92	35.93	9.68	32.07	100	294	PEAK																																																			
2 5465.95 65.97 68.30 -2.33	52.41	35.92	9.69	32.05	100	294	PEAK																																																			
Limit Margin	Read	Ant	Cable	Preamp	APos	TPos	Remark																																																			
Freq Level Line (dB)	Level Factor	Loss Factor			cm	deg																																																				
1 5500.00 109.34	95.73	35.90	9.71	32.00	100	294	PEAK																																																			
Avg	<table border="1"> <thead> <tr> <th>Limit Margin</th> <th>Read</th> <th>Ant</th> <th>Cable</th> <th>Preamp</th> <th>APos</th> <th>TPos</th> <th>Remark</th> </tr> <tr> <th>Freq Level Line (dB)</th> <th>Level Factor</th> <th>Loss Factor</th> <th></th> <th></th> <th>cm</th> <th>deg</th> <th></th> </tr> </thead> <tbody> <tr> <td>1 5456.20 49.24 54.00 -4.76</td> <td>35.68</td> <td>35.93</td> <td>9.69</td> <td>32.06</td> <td>100</td> <td>294</td> <td>AVERAGE</td> </tr> </tbody> </table>	Limit Margin	Read	Ant	Cable	Preamp	APos	TPos	Remark	Freq Level Line (dB)	Level Factor	Loss Factor			cm	deg		1 5456.20 49.24 54.00 -4.76	35.68	35.93	9.69	32.06	100	294	AVERAGE	<table border="1"> <thead> <tr> <th>Limit Margin</th> <th>Read</th> <th>Ant</th> <th>Cable</th> <th>Preamp</th> <th>APos</th> <th>TPos</th> <th>Remark</th> </tr> <tr> <th>Freq Level Line (dB)</th> <th>Level Factor</th> <th>Loss Factor</th> <th></th> <th></th> <th>cm</th> <th>deg</th> <th></th> </tr> </thead> <tbody> <tr> <td>1 5500.00 102.17</td> <td>88.56</td> <td>35.90</td> <td>9.71</td> <td>32.00</td> <td>100</td> <td>294</td> <td>AVERAGE</td> </tr> </tbody> </table>	Limit Margin	Read	Ant	Cable	Preamp	APos	TPos	Remark	Freq Level Line (dB)	Level Factor	Loss Factor			cm	deg		1 5500.00 102.17	88.56	35.90	9.71	32.00	100	294	AVERAGE								
Limit Margin	Read	Ant	Cable	Preamp	APos	TPos	Remark																																																			
Freq Level Line (dB)	Level Factor	Loss Factor			cm	deg																																																				
1 5456.20 49.24 54.00 -4.76	35.68	35.93	9.69	32.06	100	294	AVERAGE																																																			
Limit Margin	Read	Ant	Cable	Preamp	APos	TPos	Remark																																																			
Freq Level Line (dB)	Level Factor	Loss Factor			cm	deg																																																				
1 5500.00 102.17	88.56	35.90	9.71	32.00	100	294	AVERAGE																																																			



Mode	22																																																									
	Band Edge																																																									
	U-NII-2C_5.47-5.725_802.11n HT20_CH100_5500MHz																																																									
ANT	22																																																									
Pol.	Vertical	Fundamental																																																								
Peak	<table border="1"> <thead> <tr> <th>Limit Margin</th> <th>Read</th> <th>Ant</th> <th>Cable</th> <th>Preamp</th> <th>APos</th> <th>TPos</th> <th>Remark</th> </tr> <tr> <th>Freq Level Line (dB)</th> <th>Level Factor</th> <th>Loss Factor</th> <th>Loss Factor</th> <th>Loss Factor</th> <th>cm</th> <th>deg</th> <th></th> </tr> </thead> <tbody> <tr> <td>1 5455.45 58.52 74.00 -15.48</td> <td>44.97</td> <td>35.93</td> <td>9.68</td> <td>32.06</td> <td>321</td> <td>259</td> <td>PEAK</td> </tr> <tr> <td>2 5469.40 58.54 68.30 -9.76</td> <td>44.97</td> <td>35.92</td> <td>9.69</td> <td>32.04</td> <td>321</td> <td>259</td> <td>PEAK</td> </tr> </tbody> </table>	Limit Margin	Read	Ant	Cable	Preamp	APos	TPos	Remark	Freq Level Line (dB)	Level Factor	Loss Factor	Loss Factor	Loss Factor	cm	deg		1 5455.45 58.52 74.00 -15.48	44.97	35.93	9.68	32.06	321	259	PEAK	2 5469.40 58.54 68.30 -9.76	44.97	35.92	9.69	32.04	321	259	PEAK	<table border="1"> <thead> <tr> <th>Limit Margin</th> <th>Read</th> <th>Ant</th> <th>Cable</th> <th>Preamp</th> <th>APos</th> <th>TPos</th> <th>Remark</th> </tr> <tr> <th>Freq Level Line (dB)</th> <th>Level Factor</th> <th>Loss Factor</th> <th>Loss Factor</th> <th>Loss Factor</th> <th>cm</th> <th>deg</th> <th></th> </tr> </thead> <tbody> <tr> <td>1 5500.00 102.56 -----</td> <td>88.95</td> <td>35.90</td> <td>9.71</td> <td>32.00</td> <td>321</td> <td>259</td> <td>PEAK</td> </tr> </tbody> </table>	Limit Margin	Read	Ant	Cable	Preamp	APos	TPos	Remark	Freq Level Line (dB)	Level Factor	Loss Factor	Loss Factor	Loss Factor	cm	deg		1 5500.00 102.56 -----	88.95	35.90	9.71	32.00	321	259	PEAK
	Limit Margin	Read	Ant	Cable	Preamp	APos	TPos	Remark																																																		
Freq Level Line (dB)	Level Factor	Loss Factor	Loss Factor	Loss Factor	cm	deg																																																				
1 5455.45 58.52 74.00 -15.48	44.97	35.93	9.68	32.06	321	259	PEAK																																																			
2 5469.40 58.54 68.30 -9.76	44.97	35.92	9.69	32.04	321	259	PEAK																																																			
Limit Margin	Read	Ant	Cable	Preamp	APos	TPos	Remark																																																			
Freq Level Line (dB)	Level Factor	Loss Factor	Loss Factor	Loss Factor	cm	deg																																																				
1 5500.00 102.56 -----	88.95	35.90	9.71	32.00	321	259	PEAK																																																			
Avg	<table border="1"> <thead> <tr> <th>Limit Margin</th> <th>Read</th> <th>Ant</th> <th>Cable</th> <th>Preamp</th> <th>APos</th> <th>TPos</th> <th>Remark</th> </tr> <tr> <th>Freq Level Line (dB)</th> <th>Level Factor</th> <th>Loss Factor</th> <th>Loss Factor</th> <th>Loss Factor</th> <th>cm</th> <th>deg</th> <th></th> </tr> </thead> <tbody> <tr> <td>1 5456.35 45.96 54.00 -8.04</td> <td>32.40</td> <td>35.93</td> <td>9.69</td> <td>32.06</td> <td>321</td> <td>259</td> <td>AVERAGE</td> </tr> </tbody> </table>	Limit Margin	Read	Ant	Cable	Preamp	APos	TPos	Remark	Freq Level Line (dB)	Level Factor	Loss Factor	Loss Factor	Loss Factor	cm	deg		1 5456.35 45.96 54.00 -8.04	32.40	35.93	9.69	32.06	321	259	AVERAGE	<table border="1"> <thead> <tr> <th>Limit Margin</th> <th>Read</th> <th>Ant</th> <th>Cable</th> <th>Preamp</th> <th>APos</th> <th>TPos</th> <th>Remark</th> </tr> <tr> <th>Freq Level Line (dB)</th> <th>Level Factor</th> <th>Loss Factor</th> <th>Loss Factor</th> <th>Loss Factor</th> <th>cm</th> <th>deg</th> <th></th> </tr> </thead> <tbody> <tr> <td>1 5500.00 95.53 -----</td> <td>81.92</td> <td>35.90</td> <td>9.71</td> <td>32.00</td> <td>321</td> <td>259</td> <td>AVERAGE</td> </tr> </tbody> </table>	Limit Margin	Read	Ant	Cable	Preamp	APos	TPos	Remark	Freq Level Line (dB)	Level Factor	Loss Factor	Loss Factor	Loss Factor	cm	deg		1 5500.00 95.53 -----	81.92	35.90	9.71	32.00	321	259	AVERAGE								
Limit Margin	Read	Ant	Cable	Preamp	APos	TPos	Remark																																																			
Freq Level Line (dB)	Level Factor	Loss Factor	Loss Factor	Loss Factor	cm	deg																																																				
1 5456.35 45.96 54.00 -8.04	32.40	35.93	9.69	32.06	321	259	AVERAGE																																																			
Limit Margin	Read	Ant	Cable	Preamp	APos	TPos	Remark																																																			
Freq Level Line (dB)	Level Factor	Loss Factor	Loss Factor	Loss Factor	cm	deg																																																				
1 5500.00 95.53 -----	81.92	35.90	9.71	32.00	321	259	AVERAGE																																																			

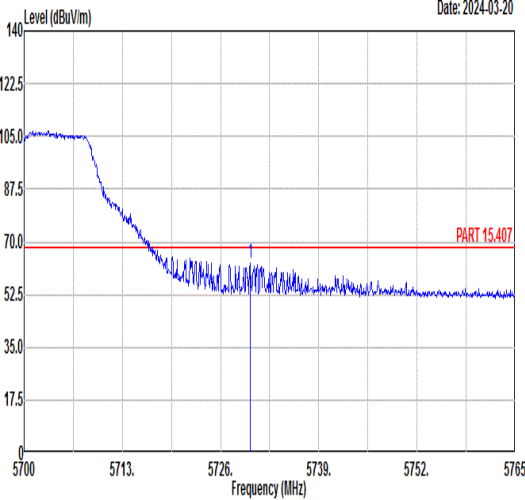
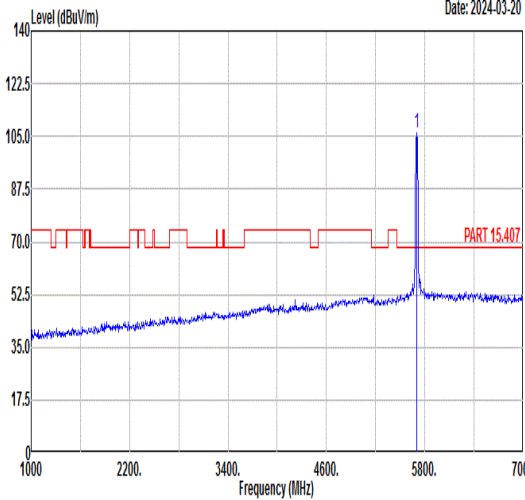
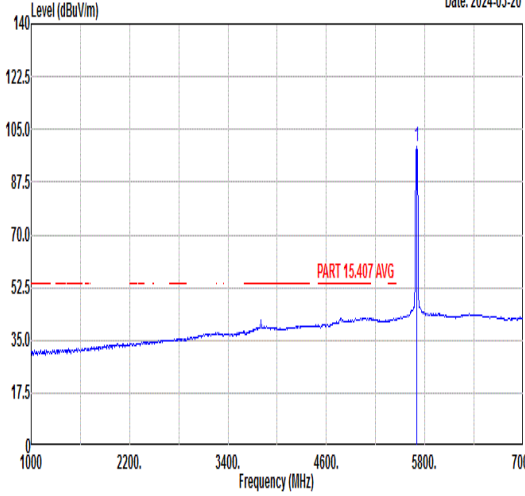


Mode	22																																																																																																
	Harmonic																																																																																																
	U-NII-2C_5.47-5.725_802.11n HT20_CH100_5500MHz																																																																																																
ANT	22																																																																																																
Pol.	Horizontal	Vertical																																																																																															
Peak Avg	<p>Date: 2024-03-21</p>	<p>Date: 2024-03-21</p>																																																																																															
	<table border="1"> <thead> <tr> <th>Limit</th> <th>Read</th> <th>Ant</th> <th>Cable</th> <th>Preamp</th> <th>Apos</th> <th>TPos</th> <th>Remark</th> </tr> <tr> <th>Freq</th> <th>Level</th> <th>Line</th> <th>Margin</th> <th>Level</th> <th>Factor</th> <th>Loss</th> <th>Factor</th> </tr> <tr> <th>MHz</th> <th>dBuV/m</th> <th>dBuV/m</th> <th>dB</th> <th>dBuV</th> <th>dB/m</th> <th>dB</th> <th>dB</th> </tr> </thead> <tbody> <tr> <td>1</td> <td>11000.00</td> <td>49.46</td> <td>74.00</td> <td>-24.54</td> <td>61.36</td> <td>39.00</td> <td>12.52</td> <td>63.42</td> <td>---</td> <td>---</td> <td>Peak</td> </tr> <tr> <td>2</td> <td>16500.00</td> <td>48.37</td> <td>68.30</td> <td>-19.93</td> <td>56.51</td> <td>41.35</td> <td>15.17</td> <td>64.66</td> <td>---</td> <td>---</td> <td>Peak</td> </tr> </tbody> </table>	Limit	Read	Ant	Cable	Preamp	Apos	TPos	Remark	Freq	Level	Line	Margin	Level	Factor	Loss	Factor	MHz	dBuV/m	dBuV/m	dB	dBuV	dB/m	dB	dB	1	11000.00	49.46	74.00	-24.54	61.36	39.00	12.52	63.42	---	---	Peak	2	16500.00	48.37	68.30	-19.93	56.51	41.35	15.17	64.66	---	---	Peak	<table border="1"> <thead> <tr> <th>Limit</th> <th>Read</th> <th>Ant</th> <th>Cable</th> <th>Preamp</th> <th>Apos</th> <th>TPos</th> <th>Remark</th> </tr> <tr> <th>Freq</th> <th>Level</th> <th>Line</th> <th>Margin</th> <th>Level</th> <th>Factor</th> <th>Loss</th> <th>Factor</th> </tr> <tr> <th>MHz</th> <th>dBuV/m</th> <th>dBuV/m</th> <th>dB</th> <th>dBuV</th> <th>dB/m</th> <th>dB</th> <th>dB</th> </tr> </thead> <tbody> <tr> <td>1</td> <td>11000.00</td> <td>49.49</td> <td>74.00</td> <td>-24.51</td> <td>61.39</td> <td>39.00</td> <td>12.52</td> <td>63.42</td> <td>---</td> <td>---</td> <td>Peak</td> </tr> <tr> <td>2</td> <td>16500.00</td> <td>49.83</td> <td>68.30</td> <td>-18.47</td> <td>57.97</td> <td>41.35</td> <td>15.17</td> <td>64.66</td> <td>---</td> <td>---</td> <td>Peak</td> </tr> </tbody> </table>	Limit	Read	Ant	Cable	Preamp	Apos	TPos	Remark	Freq	Level	Line	Margin	Level	Factor	Loss	Factor	MHz	dBuV/m	dBuV/m	dB	dBuV	dB/m	dB	dB	1	11000.00	49.49	74.00	-24.51	61.39	39.00	12.52	63.42	---	---	Peak	2	16500.00	49.83	68.30	-18.47	57.97	41.35	15.17	64.66	---	---
Limit	Read	Ant	Cable	Preamp	Apos	TPos	Remark																																																																																										
Freq	Level	Line	Margin	Level	Factor	Loss	Factor																																																																																										
MHz	dBuV/m	dBuV/m	dB	dBuV	dB/m	dB	dB																																																																																										
1	11000.00	49.46	74.00	-24.54	61.36	39.00	12.52	63.42	---	---	Peak																																																																																						
2	16500.00	48.37	68.30	-19.93	56.51	41.35	15.17	64.66	---	---	Peak																																																																																						
Limit	Read	Ant	Cable	Preamp	Apos	TPos	Remark																																																																																										
Freq	Level	Line	Margin	Level	Factor	Loss	Factor																																																																																										
MHz	dBuV/m	dBuV/m	dB	dBuV	dB/m	dB	dB																																																																																										
1	11000.00	49.49	74.00	-24.51	61.39	39.00	12.52	63.42	---	---	Peak																																																																																						
2	16500.00	49.83	68.30	-18.47	57.97	41.35	15.17	64.66	---	---	Peak																																																																																						

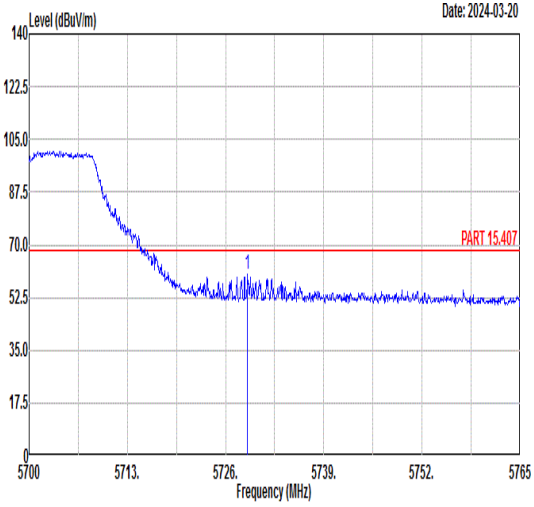
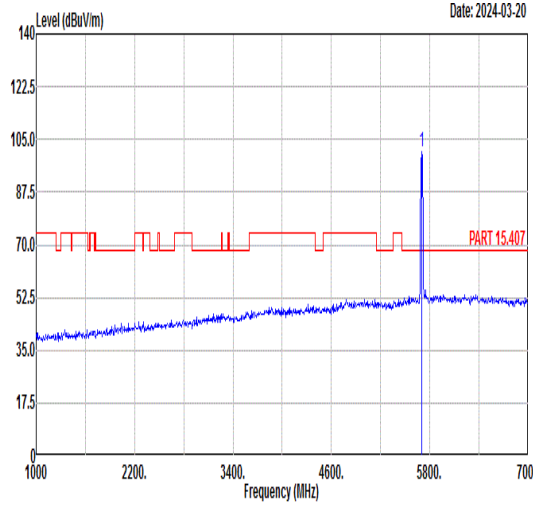
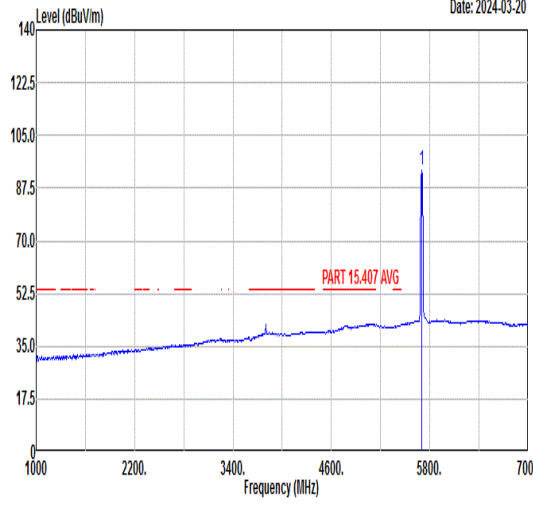


Mode	23																																																																																																
	Harmonic																																																																																																
	U-NII-2C_5.47-5.725_802.11n HT20_CH116_5580MHz																																																																																																
ANT	22																																																																																																
Pol.	Horizontal	Vertical																																																																																															
Peak Avg	<p>Date: 2024-03-21</p>	<p>Date: 2024-03-21</p>																																																																																															
	<table border="1"> <thead> <tr> <th>Limit</th> <th>Read</th> <th>Ant</th> <th>Cable</th> <th>Preamp</th> <th>Apos</th> <th>TPos</th> <th>Remark</th> </tr> <tr> <th>Freq</th> <th>Level</th> <th>Line</th> <th>Margin</th> <th>Level</th> <th>Factor</th> <th>Loss</th> <th>Factor</th> </tr> <tr> <th>MHz</th> <th>dBuV/m</th> <th>dBuV/m</th> <th>dB</th> <th>dBuV</th> <th>dB/m</th> <th>dB</th> <th>dB</th> </tr> </thead> <tbody> <tr> <td>1</td> <td>11160.00</td> <td>49.17</td> <td>74.00</td> <td>-24.83</td> <td>60.90</td> <td>39.06</td> <td>12.64</td> <td>63.43</td> <td>---</td> <td>---</td> <td>Peak</td> </tr> <tr> <td>2</td> <td>16740.00</td> <td>50.07</td> <td>68.30</td> <td>-18.23</td> <td>58.16</td> <td>41.47</td> <td>15.35</td> <td>64.91</td> <td>---</td> <td>---</td> <td>Peak</td> </tr> </tbody> </table>	Limit	Read	Ant	Cable	Preamp	Apos	TPos	Remark	Freq	Level	Line	Margin	Level	Factor	Loss	Factor	MHz	dBuV/m	dBuV/m	dB	dBuV	dB/m	dB	dB	1	11160.00	49.17	74.00	-24.83	60.90	39.06	12.64	63.43	---	---	Peak	2	16740.00	50.07	68.30	-18.23	58.16	41.47	15.35	64.91	---	---	Peak	<table border="1"> <thead> <tr> <th>Limit</th> <th>Read</th> <th>Ant</th> <th>Cable</th> <th>Preamp</th> <th>Apos</th> <th>TPos</th> <th>Remark</th> </tr> <tr> <th>Freq</th> <th>Level</th> <th>Line</th> <th>Margin</th> <th>Level</th> <th>Factor</th> <th>Loss</th> <th>Factor</th> </tr> <tr> <th>MHz</th> <th>dBuV/m</th> <th>dBuV/m</th> <th>dB</th> <th>dBuV</th> <th>dB/m</th> <th>dB</th> <th>dB</th> </tr> </thead> <tbody> <tr> <td>1</td> <td>11160.00</td> <td>49.87</td> <td>74.00</td> <td>-24.13</td> <td>61.60</td> <td>39.06</td> <td>12.64</td> <td>63.43</td> <td>---</td> <td>---</td> <td>Peak</td> </tr> <tr> <td>2</td> <td>16740.00</td> <td>49.49</td> <td>68.30</td> <td>-18.81</td> <td>57.58</td> <td>41.47</td> <td>15.35</td> <td>64.91</td> <td>---</td> <td>---</td> <td>Peak</td> </tr> </tbody> </table>	Limit	Read	Ant	Cable	Preamp	Apos	TPos	Remark	Freq	Level	Line	Margin	Level	Factor	Loss	Factor	MHz	dBuV/m	dBuV/m	dB	dBuV	dB/m	dB	dB	1	11160.00	49.87	74.00	-24.13	61.60	39.06	12.64	63.43	---	---	Peak	2	16740.00	49.49	68.30	-18.81	57.58	41.47	15.35	64.91	---	---
Limit	Read	Ant	Cable	Preamp	Apos	TPos	Remark																																																																																										
Freq	Level	Line	Margin	Level	Factor	Loss	Factor																																																																																										
MHz	dBuV/m	dBuV/m	dB	dBuV	dB/m	dB	dB																																																																																										
1	11160.00	49.17	74.00	-24.83	60.90	39.06	12.64	63.43	---	---	Peak																																																																																						
2	16740.00	50.07	68.30	-18.23	58.16	41.47	15.35	64.91	---	---	Peak																																																																																						
Limit	Read	Ant	Cable	Preamp	Apos	TPos	Remark																																																																																										
Freq	Level	Line	Margin	Level	Factor	Loss	Factor																																																																																										
MHz	dBuV/m	dBuV/m	dB	dBuV	dB/m	dB	dB																																																																																										
1	11160.00	49.87	74.00	-24.13	61.60	39.06	12.64	63.43	---	---	Peak																																																																																						
2	16740.00	49.49	68.30	-18.81	57.58	41.47	15.35	64.91	---	---	Peak																																																																																						



Mode	24																																																																																	
	Band Edge																																																																																	
	U-NII-2C_5.47-5.725_802.11n HT20_CH140_5700MHz																																																																																	
ANT	22																																																																																	
Pol.	Horizontal	Fundamental																																																																																
Peak	 <p>Date: 2024-03-20</p> <table border="1"> <thead> <tr> <th>Limit</th> <th>Margin</th> <th>Read</th> <th>Ant</th> <th>Cable</th> <th>Preamp</th> <th>APos</th> <th>TPos</th> <th>Remark</th> </tr> <tr> <th>Freq</th> <th>Level</th> <th>Line</th> <th>(dB)</th> <th>Level</th> <th>Factor</th> <th>Loss</th> <th>Factor</th> <th></th> </tr> <tr> <th>MHz</th> <th>dBuV/m</th> <th>dBuV/m</th> <th>dB</th> <th>dBuV</th> <th>dB/m</th> <th>dB</th> <th>dB</th> <th>cm</th> <th>deg</th> </tr> </thead> <tbody> <tr> <td>1</td> <td>5729.97</td> <td>63.03</td> <td>68.30</td> <td>-5.27</td> <td>49.01</td> <td>36.22</td> <td>10.03</td> <td>32.23</td> <td>100</td> <td>296</td> <td>PEAK</td> </tr> </tbody> </table>	Limit	Margin	Read	Ant	Cable	Preamp	APos	TPos	Remark	Freq	Level	Line	(dB)	Level	Factor	Loss	Factor		MHz	dBuV/m	dBuV/m	dB	dBuV	dB/m	dB	dB	cm	deg	1	5729.97	63.03	68.30	-5.27	49.01	36.22	10.03	32.23	100	296	PEAK	 <p>Date: 2024-03-20</p> <table border="1"> <thead> <tr> <th>Limit</th> <th>Margin</th> <th>Read</th> <th>Ant</th> <th>Cable</th> <th>Preamp</th> <th>APos</th> <th>TPos</th> <th>Remark</th> </tr> <tr> <th>Freq</th> <th>Level</th> <th>Line</th> <th>(dB)</th> <th>Level</th> <th>Factor</th> <th>Loss</th> <th>Factor</th> <th></th> </tr> <tr> <th>MHz</th> <th>dBuV/m</th> <th>dBuV/m</th> <th>dB</th> <th>dBuV</th> <th>dB/m</th> <th>dB</th> <th>dB</th> <th>cm</th> <th>deg</th> </tr> </thead> <tbody> <tr> <td>1</td> <td>5700.00</td> <td>106.41</td> <td>-----</td> <td>-----</td> <td>92.45</td> <td>36.19</td> <td>9.97</td> <td>32.20</td> <td>100</td> <td>296</td> <td>PEAK</td> </tr> </tbody> </table>	Limit	Margin	Read	Ant	Cable	Preamp	APos	TPos	Remark	Freq	Level	Line	(dB)	Level	Factor	Loss	Factor		MHz	dBuV/m	dBuV/m	dB	dBuV	dB/m	dB	dB	cm	deg	1	5700.00	106.41	-----	-----	92.45	36.19	9.97	32.20	100	296	PEAK
	Limit	Margin	Read	Ant	Cable	Preamp	APos	TPos	Remark																																																																									
Freq	Level	Line	(dB)	Level	Factor	Loss	Factor																																																																											
MHz	dBuV/m	dBuV/m	dB	dBuV	dB/m	dB	dB	cm	deg																																																																									
1	5729.97	63.03	68.30	-5.27	49.01	36.22	10.03	32.23	100	296	PEAK																																																																							
Limit	Margin	Read	Ant	Cable	Preamp	APos	TPos	Remark																																																																										
Freq	Level	Line	(dB)	Level	Factor	Loss	Factor																																																																											
MHz	dBuV/m	dBuV/m	dB	dBuV	dB/m	dB	dB	cm	deg																																																																									
1	5700.00	106.41	-----	-----	92.45	36.19	9.97	32.20	100	296	PEAK																																																																							
Avg	Blank	 <p>Date: 2024-03-20</p> <table border="1"> <thead> <tr> <th>Limit</th> <th>Margin</th> <th>Read</th> <th>Ant</th> <th>Cable</th> <th>Preamp</th> <th>APos</th> <th>TPos</th> <th>Remark</th> </tr> <tr> <th>Freq</th> <th>Level</th> <th>Line</th> <th>(dB)</th> <th>Level</th> <th>Factor</th> <th>Loss</th> <th>Factor</th> <th></th> </tr> <tr> <th>MHz</th> <th>dBuV/m</th> <th>dBuV/m</th> <th>dB</th> <th>dBuV</th> <th>dB/m</th> <th>dB</th> <th>dB</th> <th>cm</th> <th>deg</th> </tr> </thead> <tbody> <tr> <td>1</td> <td>5700.00</td> <td>99.33</td> <td>-----</td> <td>-----</td> <td>85.37</td> <td>36.19</td> <td>9.97</td> <td>32.20</td> <td>100</td> <td>296</td> <td>AVERAGE</td> </tr> </tbody> </table>	Limit	Margin	Read	Ant	Cable	Preamp	APos	TPos	Remark	Freq	Level	Line	(dB)	Level	Factor	Loss	Factor		MHz	dBuV/m	dBuV/m	dB	dBuV	dB/m	dB	dB	cm	deg	1	5700.00	99.33	-----	-----	85.37	36.19	9.97	32.20	100	296	AVERAGE																																								
Limit	Margin	Read	Ant	Cable	Preamp	APos	TPos	Remark																																																																										
Freq	Level	Line	(dB)	Level	Factor	Loss	Factor																																																																											
MHz	dBuV/m	dBuV/m	dB	dBuV	dB/m	dB	dB	cm	deg																																																																									
1	5700.00	99.33	-----	-----	85.37	36.19	9.97	32.20	100	296	AVERAGE																																																																							



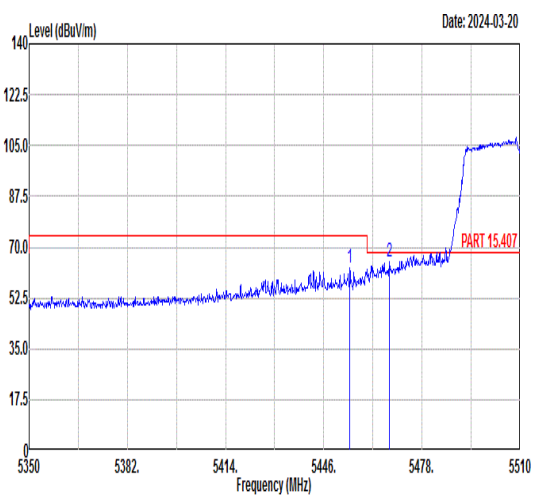
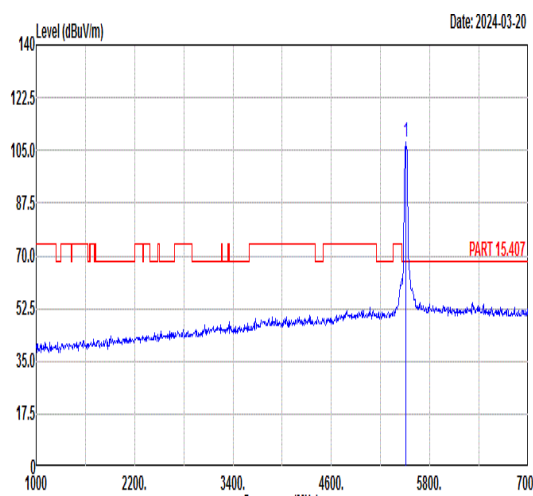
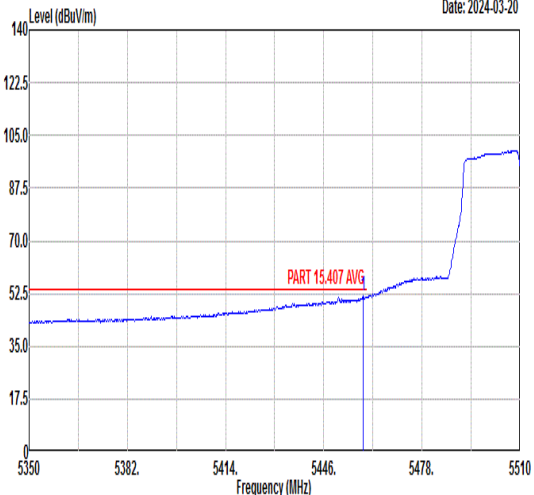
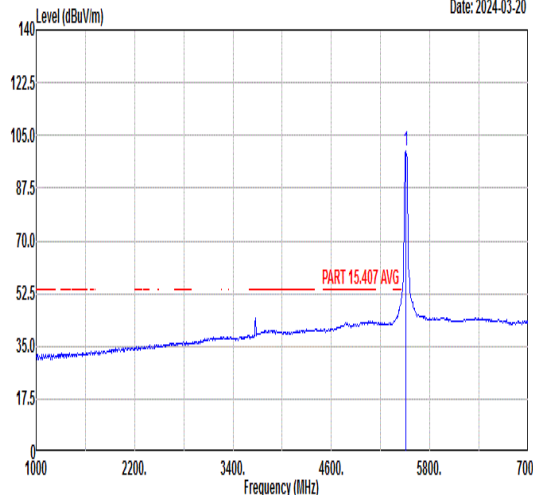
Mode	24																																																																															
	Band Edge																																																																															
	U-NII-2C_5.47-5.725_802.11n HT20_CH140_5700MHz																																																																															
ANT	22																																																																															
Pol.	Vertical	Fundamental																																																																														
Peak	 <p>Date: 2024-03-20</p> <table border="1"> <thead> <tr> <th>Limit</th> <th>Margin</th> <th>Read</th> <th>Ant</th> <th>Cable</th> <th>Preamp</th> <th>APos</th> <th>TPos</th> <th>Remark</th> </tr> <tr> <th>Freq</th> <th>Level</th> <th>Line</th> <th>(dB)</th> <th>Level</th> <th>Factor</th> <th>Loss</th> <th>Factor</th> <th></th> </tr> <tr> <th>MHz</th> <th>dBuV/m</th> <th>dBuV/m</th> <th></th> <th>dBuV</th> <th>dB/m</th> <th>dB</th> <th>dB</th> <th>cm</th> <th>deg</th> </tr> </thead> <tbody> <tr> <td>1</td> <td>5728.93</td> <td>60.06</td> <td>68.30</td> <td>-8.24</td> <td>46.04</td> <td>36.22</td> <td>10.03</td> <td>32.23</td> <td>400</td> <td>259 PEAK</td> </tr> </tbody> </table>	Limit	Margin	Read	Ant	Cable	Preamp	APos	TPos	Remark	Freq	Level	Line	(dB)	Level	Factor	Loss	Factor		MHz	dBuV/m	dBuV/m		dBuV	dB/m	dB	dB	cm	deg	1	5728.93	60.06	68.30	-8.24	46.04	36.22	10.03	32.23	400	259 PEAK	 <p>Date: 2024-03-20</p> <table border="1"> <thead> <tr> <th>Limit</th> <th>Margin</th> <th>Read</th> <th>Ant</th> <th>Cable</th> <th>Preamp</th> <th>APos</th> <th>TPos</th> <th>Remark</th> </tr> <tr> <th>Freq</th> <th>Level</th> <th>Line</th> <th>(dB)</th> <th>Level</th> <th>Factor</th> <th>Loss</th> <th>Factor</th> <th></th> </tr> <tr> <th>MHz</th> <th>dBuV/m</th> <th>dBuV/m</th> <th></th> <th>dBuV</th> <th>dB/m</th> <th>dB</th> <th>dB</th> <th>cm</th> <th>deg</th> </tr> </thead> <tbody> <tr> <td>1</td> <td>5700.00</td> <td>100.90</td> <td>-----</td> <td>-----</td> <td>86.94</td> <td>36.19</td> <td>9.97</td> <td>32.20</td> <td>400</td> <td>259 PEAK</td> </tr> </tbody> </table>	Limit	Margin	Read	Ant	Cable	Preamp	APos	TPos	Remark	Freq	Level	Line	(dB)	Level	Factor	Loss	Factor		MHz	dBuV/m	dBuV/m		dBuV	dB/m	dB	dB	cm	deg	1	5700.00	100.90	-----	-----	86.94	36.19	9.97	32.20	400	259 PEAK
	Limit	Margin	Read	Ant	Cable	Preamp	APos	TPos	Remark																																																																							
Freq	Level	Line	(dB)	Level	Factor	Loss	Factor																																																																									
MHz	dBuV/m	dBuV/m		dBuV	dB/m	dB	dB	cm	deg																																																																							
1	5728.93	60.06	68.30	-8.24	46.04	36.22	10.03	32.23	400	259 PEAK																																																																						
Limit	Margin	Read	Ant	Cable	Preamp	APos	TPos	Remark																																																																								
Freq	Level	Line	(dB)	Level	Factor	Loss	Factor																																																																									
MHz	dBuV/m	dBuV/m		dBuV	dB/m	dB	dB	cm	deg																																																																							
1	5700.00	100.90	-----	-----	86.94	36.19	9.97	32.20	400	259 PEAK																																																																						
Avg	Blank	 <p>Date: 2024-03-20</p> <table border="1"> <thead> <tr> <th>Limit</th> <th>Margin</th> <th>Read</th> <th>Ant</th> <th>Cable</th> <th>Preamp</th> <th>APos</th> <th>TPos</th> <th>Remark</th> </tr> <tr> <th>Freq</th> <th>Level</th> <th>Line</th> <th>(dB)</th> <th>Level</th> <th>Factor</th> <th>Loss</th> <th>Factor</th> <th></th> </tr> <tr> <th>MHz</th> <th>dBuV/m</th> <th>dBuV/m</th> <th></th> <th>dBuV</th> <th>dB/m</th> <th>dB</th> <th>dB</th> <th>cm</th> <th>deg</th> </tr> </thead> <tbody> <tr> <td>1</td> <td>5700.00</td> <td>93.67</td> <td>-----</td> <td>-----</td> <td>79.71</td> <td>36.19</td> <td>9.97</td> <td>32.20</td> <td>400</td> <td>259 AVERAGE</td> </tr> </tbody> </table>	Limit	Margin	Read	Ant	Cable	Preamp	APos	TPos	Remark	Freq	Level	Line	(dB)	Level	Factor	Loss	Factor		MHz	dBuV/m	dBuV/m		dBuV	dB/m	dB	dB	cm	deg	1	5700.00	93.67	-----	-----	79.71	36.19	9.97	32.20	400	259 AVERAGE																																							
Limit	Margin	Read	Ant	Cable	Preamp	APos	TPos	Remark																																																																								
Freq	Level	Line	(dB)	Level	Factor	Loss	Factor																																																																									
MHz	dBuV/m	dBuV/m		dBuV	dB/m	dB	dB	cm	deg																																																																							
1	5700.00	93.67	-----	-----	79.71	36.19	9.97	32.20	400	259 AVERAGE																																																																						





Mode	24																																																																																																	
	Harmonic																																																																																																	
	U-NII-2C_5.47-5.725_802.11n HT20_CH140_5700MHz																																																																																																	
ANT	22																																																																																																	
Pol.	Horizontal	Vertical																																																																																																
Peak Avg	<table border="1"> <thead> <tr> <th>Limit</th> <th>Read</th> <th>Ant</th> <th>Cable</th> <th>Preamp</th> <th>Apos</th> <th>TPos</th> <th>Remark</th> </tr> <tr> <th>Freq</th> <th>Level</th> <th>Line</th> <th>Margin</th> <th>Level</th> <th>Factor</th> <th>Loss</th> <th>Factor</th> </tr> <tr> <th>MHz</th> <th>dBuV/m</th> <th>dBuV/m</th> <th>dB</th> <th>dBuV</th> <th>dB/m</th> <th>dB</th> <th>dB</th> </tr> </thead> <tbody> <tr> <td>1</td> <td>11400.00</td> <td>48.71</td> <td>74.00</td> <td>-25.29</td> <td>60.18</td> <td>39.16</td> <td>12.81</td> <td>63.44</td> <td>---</td> <td>---</td> <td>Peak</td> </tr> <tr> <td>2</td> <td>17100.00</td> <td>49.59</td> <td>68.30</td> <td>-18.71</td> <td>57.49</td> <td>41.71</td> <td>15.62</td> <td>65.23</td> <td>---</td> <td>---</td> <td>Peak</td> </tr> </tbody> </table>	Limit	Read	Ant	Cable	Preamp	Apos	TPos	Remark	Freq	Level	Line	Margin	Level	Factor	Loss	Factor	MHz	dBuV/m	dBuV/m	dB	dBuV	dB/m	dB	dB	1	11400.00	48.71	74.00	-25.29	60.18	39.16	12.81	63.44	---	---	Peak	2	17100.00	49.59	68.30	-18.71	57.49	41.71	15.62	65.23	---	---	Peak	<table border="1"> <thead> <tr> <th>Limit</th> <th>Read</th> <th>Ant</th> <th>Cable</th> <th>Preamp</th> <th>Apos</th> <th>TPos</th> <th>Remark</th> </tr> <tr> <th>Freq</th> <th>Level</th> <th>Line</th> <th>Margin</th> <th>Level</th> <th>Factor</th> <th>Loss</th> <th>Factor</th> </tr> <tr> <th>MHz</th> <th>dBuV/m</th> <th>dBuV/m</th> <th>dB</th> <th>dBuV</th> <th>dB/m</th> <th>dB</th> <th>dB</th> </tr> </thead> <tbody> <tr> <td>1</td> <td>11400.00</td> <td>48.97</td> <td>74.00</td> <td>-25.03</td> <td>60.44</td> <td>39.16</td> <td>12.81</td> <td>63.44</td> <td>---</td> <td>---</td> <td>Peak</td> </tr> <tr> <td>2</td> <td>17100.00</td> <td>50.00</td> <td>68.30</td> <td>-18.30</td> <td>57.90</td> <td>41.71</td> <td>15.62</td> <td>65.23</td> <td>---</td> <td>---</td> <td>Peak</td> </tr> </tbody> </table>	Limit	Read	Ant	Cable	Preamp	Apos	TPos	Remark	Freq	Level	Line	Margin	Level	Factor	Loss	Factor	MHz	dBuV/m	dBuV/m	dB	dBuV	dB/m	dB	dB	1	11400.00	48.97	74.00	-25.03	60.44	39.16	12.81	63.44	---	---	Peak	2	17100.00	50.00	68.30	-18.30	57.90	41.71	15.62	65.23	---	---	Peak
	Limit	Read	Ant	Cable	Preamp	Apos	TPos	Remark																																																																																										
Freq	Level	Line	Margin	Level	Factor	Loss	Factor																																																																																											
MHz	dBuV/m	dBuV/m	dB	dBuV	dB/m	dB	dB																																																																																											
1	11400.00	48.71	74.00	-25.29	60.18	39.16	12.81	63.44	---	---	Peak																																																																																							
2	17100.00	49.59	68.30	-18.71	57.49	41.71	15.62	65.23	---	---	Peak																																																																																							
Limit	Read	Ant	Cable	Preamp	Apos	TPos	Remark																																																																																											
Freq	Level	Line	Margin	Level	Factor	Loss	Factor																																																																																											
MHz	dBuV/m	dBuV/m	dB	dBuV	dB/m	dB	dB																																																																																											
1	11400.00	48.97	74.00	-25.03	60.44	39.16	12.81	63.44	---	---	Peak																																																																																							
2	17100.00	50.00	68.30	-18.30	57.90	41.71	15.62	65.23	---	---	Peak																																																																																							

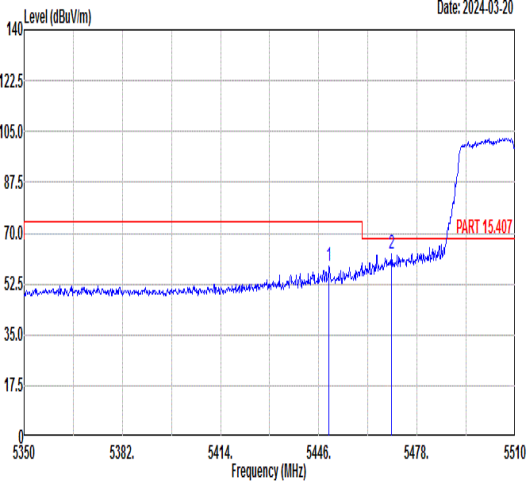
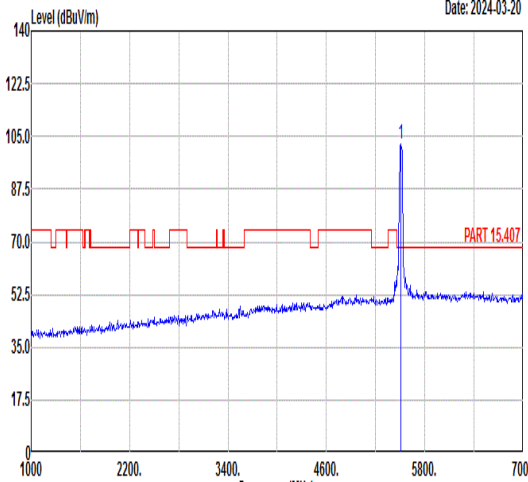
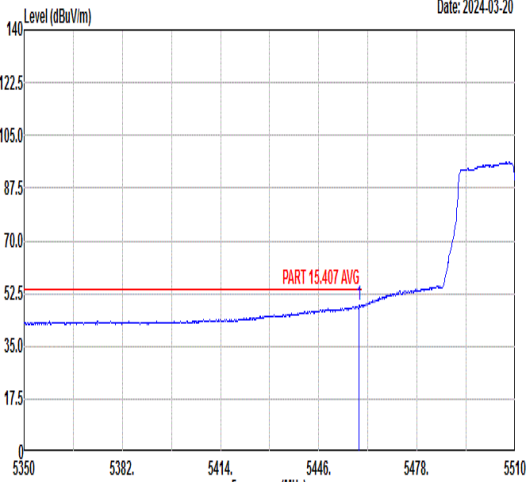
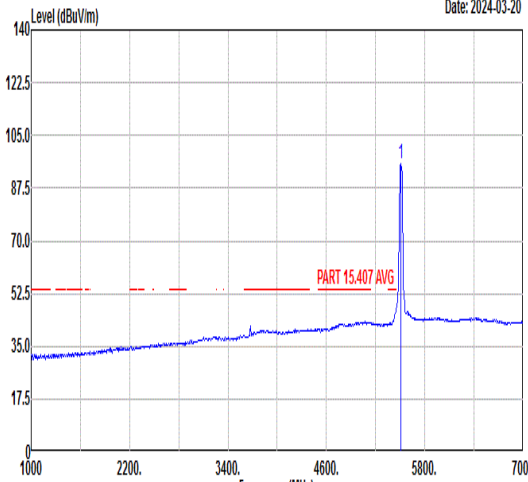


Mode	25																																																																																					
	Band Edge - L																																																																																					
	U-NII-2C_5.47-5.725_802.11n HT40_CH102_5510MHz																																																																																					
ANT	22																																																																																					
Pol.	Horizontal	Fundamental																																																																																				
Peak	 <p>Date: 2024-03-20</p> <table border="1"> <thead> <tr> <th>Limit</th> <th>Read</th> <th>Ant</th> <th>Cable</th> <th>Preamp</th> <th>APos</th> <th>TPos</th> <th>Remark</th> </tr> <tr> <th>Freq</th> <th>Level</th> <th>Line</th> <th>Margin</th> <th>Level</th> <th>Factor</th> <th>Loss</th> <th>Factor</th> </tr> <tr> <th>MHz</th> <th>dBuV/m</th> <th>dBuV/m</th> <th>dB</th> <th>dBuV</th> <th>dB/m</th> <th>dB</th> <th>dB</th> </tr> </thead> <tbody> <tr> <td>1</td> <td>5454.48</td> <td>62.72</td> <td>74.00</td> <td>-11.28</td> <td>49.17</td> <td>35.93</td> <td>9.68</td> <td>32.06</td> <td>104</td> <td>297</td> <td>PEAK</td> </tr> <tr> <td>2</td> <td>5467.44</td> <td>64.74</td> <td>68.30</td> <td>-3.56</td> <td>51.18</td> <td>35.92</td> <td>9.69</td> <td>32.05</td> <td>104</td> <td>297</td> <td>PEAK</td> </tr> </tbody> </table>	Limit	Read	Ant	Cable	Preamp	APos	TPos	Remark	Freq	Level	Line	Margin	Level	Factor	Loss	Factor	MHz	dBuV/m	dBuV/m	dB	dBuV	dB/m	dB	dB	1	5454.48	62.72	74.00	-11.28	49.17	35.93	9.68	32.06	104	297	PEAK	2	5467.44	64.74	68.30	-3.56	51.18	35.92	9.69	32.05	104	297	PEAK	 <p>Date: 2024-03-20</p> <table border="1"> <thead> <tr> <th>Limit</th> <th>Read</th> <th>Ant</th> <th>Cable</th> <th>Preamp</th> <th>APos</th> <th>TPos</th> <th>Remark</th> </tr> <tr> <th>Freq</th> <th>Level</th> <th>Line</th> <th>Margin</th> <th>Level</th> <th>Factor</th> <th>Loss</th> <th>Factor</th> </tr> <tr> <th>MHz</th> <th>dBuV/m</th> <th>dBuV/m</th> <th>dB</th> <th>dBuV</th> <th>dB/m</th> <th>dB</th> <th>dB</th> </tr> </thead> <tbody> <tr> <td>1</td> <td>5510.00</td> <td>107.99</td> <td>-----</td> <td>-----</td> <td>94.37</td> <td>35.92</td> <td>9.71</td> <td>32.01</td> <td>104</td> <td>297</td> <td>PEAK</td> </tr> </tbody> </table>	Limit	Read	Ant	Cable	Preamp	APos	TPos	Remark	Freq	Level	Line	Margin	Level	Factor	Loss	Factor	MHz	dBuV/m	dBuV/m	dB	dBuV	dB/m	dB	dB	1	5510.00	107.99	-----	-----	94.37	35.92	9.71	32.01	104	297	PEAK
	Limit	Read	Ant	Cable	Preamp	APos	TPos	Remark																																																																														
Freq	Level	Line	Margin	Level	Factor	Loss	Factor																																																																															
MHz	dBuV/m	dBuV/m	dB	dBuV	dB/m	dB	dB																																																																															
1	5454.48	62.72	74.00	-11.28	49.17	35.93	9.68	32.06	104	297	PEAK																																																																											
2	5467.44	64.74	68.30	-3.56	51.18	35.92	9.69	32.05	104	297	PEAK																																																																											
Limit	Read	Ant	Cable	Preamp	APos	TPos	Remark																																																																															
Freq	Level	Line	Margin	Level	Factor	Loss	Factor																																																																															
MHz	dBuV/m	dBuV/m	dB	dBuV	dB/m	dB	dB																																																																															
1	5510.00	107.99	-----	-----	94.37	35.92	9.71	32.01	104	297	PEAK																																																																											
Avg	 <p>Date: 2024-03-20</p> <table border="1"> <thead> <tr> <th>Limit</th> <th>Read</th> <th>Ant</th> <th>Cable</th> <th>Preamp</th> <th>APos</th> <th>TPos</th> <th>Remark</th> </tr> <tr> <th>Freq</th> <th>Level</th> <th>Line</th> <th>Margin</th> <th>Level</th> <th>Factor</th> <th>Loss</th> <th>Factor</th> </tr> <tr> <th>MHz</th> <th>dBuV/m</th> <th>dBuV/m</th> <th>dB</th> <th>dBuV</th> <th>dB/m</th> <th>dB</th> <th>dB</th> </tr> </thead> <tbody> <tr> <td>1</td> <td>5458.80</td> <td>51.66</td> <td>54.00</td> <td>-2.34</td> <td>38.11</td> <td>35.92</td> <td>9.69</td> <td>32.06</td> <td>104</td> <td>297</td> <td>AVERAGE</td> </tr> </tbody> </table>	Limit	Read	Ant	Cable	Preamp	APos	TPos	Remark	Freq	Level	Line	Margin	Level	Factor	Loss	Factor	MHz	dBuV/m	dBuV/m	dB	dBuV	dB/m	dB	dB	1	5458.80	51.66	54.00	-2.34	38.11	35.92	9.69	32.06	104	297	AVERAGE	 <p>Date: 2024-03-20</p> <table border="1"> <thead> <tr> <th>Limit</th> <th>Read</th> <th>Ant</th> <th>Cable</th> <th>Preamp</th> <th>APos</th> <th>TPos</th> <th>Remark</th> </tr> <tr> <th>Freq</th> <th>Level</th> <th>Line</th> <th>Margin</th> <th>Level</th> <th>Factor</th> <th>Loss</th> <th>Factor</th> </tr> <tr> <th>MHz</th> <th>dBuV/m</th> <th>dBuV/m</th> <th>dB</th> <th>dBuV</th> <th>dB/m</th> <th>dB</th> <th>dB</th> </tr> </thead> <tbody> <tr> <td>1</td> <td>5510.00</td> <td>99.73</td> <td>-----</td> <td>-----</td> <td>86.11</td> <td>35.92</td> <td>9.71</td> <td>32.01</td> <td>104</td> <td>297</td> <td>AVERAGE</td> </tr> </tbody> </table>	Limit	Read	Ant	Cable	Preamp	APos	TPos	Remark	Freq	Level	Line	Margin	Level	Factor	Loss	Factor	MHz	dBuV/m	dBuV/m	dB	dBuV	dB/m	dB	dB	1	5510.00	99.73	-----	-----	86.11	35.92	9.71	32.01	104	297	AVERAGE												
Limit	Read	Ant	Cable	Preamp	APos	TPos	Remark																																																																															
Freq	Level	Line	Margin	Level	Factor	Loss	Factor																																																																															
MHz	dBuV/m	dBuV/m	dB	dBuV	dB/m	dB	dB																																																																															
1	5458.80	51.66	54.00	-2.34	38.11	35.92	9.69	32.06	104	297	AVERAGE																																																																											
Limit	Read	Ant	Cable	Preamp	APos	TPos	Remark																																																																															
Freq	Level	Line	Margin	Level	Factor	Loss	Factor																																																																															
MHz	dBuV/m	dBuV/m	dB	dBuV	dB/m	dB	dB																																																																															
1	5510.00	99.73	-----	-----	86.11	35.92	9.71	32.01	104	297	AVERAGE																																																																											



Mode	25																																									
	Band Edge - R																																									
	U-NII-2C_5.47-5.725_802.11n HT40_CH102_5510MHz																																									
ANT	22																																									
Pol.	Horizontal	Fundamental																																								
Peak	<p>Date: 2024-03-20</p> <table border="1"> <thead> <tr> <th>Limit</th> <th>Read</th> <th>Ant</th> <th>Cable</th> <th>Preamp</th> <th>APos</th> <th>TPos</th> <th>Remark</th> </tr> <tr> <th>Freq</th> <th>Level</th> <th>Line</th> <th>Margin</th> <th>Level</th> <th>Factor</th> <th>Loss</th> <th>Factor</th> </tr> <tr> <th>MHz</th> <th>dBuV/m</th> <th>dBuV/m</th> <th>dB</th> <th>dBuV</th> <th>dB/m</th> <th>dB</th> <th>dB</th> </tr> </thead> <tbody> <tr> <td>1 5742.31</td> <td>53.74</td> <td>68.30</td> <td>-14.56</td> <td>39.68</td> <td>36.24</td> <td>10.06</td> <td>32.24</td> </tr> <tr> <td></td> <td></td> <td></td> <td></td> <td></td> <td></td> <td></td> <td>104 297 PEAK</td> </tr> </tbody> </table>	Limit	Read	Ant	Cable	Preamp	APos	TPos	Remark	Freq	Level	Line	Margin	Level	Factor	Loss	Factor	MHz	dBuV/m	dBuV/m	dB	dBuV	dB/m	dB	dB	1 5742.31	53.74	68.30	-14.56	39.68	36.24	10.06	32.24								104 297 PEAK	Blank
Limit	Read	Ant	Cable	Preamp	APos	TPos	Remark																																			
Freq	Level	Line	Margin	Level	Factor	Loss	Factor																																			
MHz	dBuV/m	dBuV/m	dB	dBuV	dB/m	dB	dB																																			
1 5742.31	53.74	68.30	-14.56	39.68	36.24	10.06	32.24																																			
							104 297 PEAK																																			



Mode	25																																																																																					
	Band Edge - L																																																																																					
	U-NII-2C_5.47-5.725_802.11n HT40_CH102_5510MHz																																																																																					
ANT	22																																																																																					
Pol.	Vertical	Fundamental																																																																																				
Peak	 <p>Date: 2024-03-20</p> <table border="1"> <thead> <tr> <th>Limit</th> <th>Read</th> <th>Ant</th> <th>Cable</th> <th>Preamp</th> <th>APos</th> <th>TPos</th> <th>Remark</th> </tr> <tr> <th>Freq</th> <th>Level</th> <th>Line</th> <th>Margin</th> <th>Level</th> <th>Factor</th> <th>Loss</th> <th>Factor</th> </tr> <tr> <th>MHz</th> <th>dBuV/m</th> <th>dBuV/m</th> <th>dB</th> <th>dBuV</th> <th>dB/m</th> <th>dB</th> <th>dB</th> </tr> </thead> <tbody> <tr> <td>1</td> <td>5449.36</td> <td>58.39</td> <td>74.00</td> <td>-15.61</td> <td>44.85</td> <td>35.93</td> <td>9.68</td> <td>32.07</td> <td>302</td> <td>246</td> <td>PEAK</td> </tr> <tr> <td>2</td> <td>5469.68</td> <td>63.08</td> <td>68.30</td> <td>-5.22</td> <td>49.51</td> <td>35.92</td> <td>9.69</td> <td>32.04</td> <td>302</td> <td>246</td> <td>PEAK</td> </tr> </tbody> </table>	Limit	Read	Ant	Cable	Preamp	APos	TPos	Remark	Freq	Level	Line	Margin	Level	Factor	Loss	Factor	MHz	dBuV/m	dBuV/m	dB	dBuV	dB/m	dB	dB	1	5449.36	58.39	74.00	-15.61	44.85	35.93	9.68	32.07	302	246	PEAK	2	5469.68	63.08	68.30	-5.22	49.51	35.92	9.69	32.04	302	246	PEAK	 <p>Date: 2024-03-20</p> <table border="1"> <thead> <tr> <th>Limit</th> <th>Read</th> <th>Ant</th> <th>Cable</th> <th>Preamp</th> <th>APos</th> <th>TPos</th> <th>Remark</th> </tr> <tr> <th>Freq</th> <th>Level</th> <th>Line</th> <th>Margin</th> <th>Level</th> <th>Factor</th> <th>Loss</th> <th>Factor</th> </tr> <tr> <th>MHz</th> <th>dBuV/m</th> <th>dBuV/m</th> <th>dB</th> <th>dBuV</th> <th>dB/m</th> <th>dB</th> <th>dB</th> </tr> </thead> <tbody> <tr> <td>1</td> <td>5510.00</td> <td>102.57</td> <td>-----</td> <td>-----</td> <td>88.96</td> <td>35.91</td> <td>9.71</td> <td>32.01</td> <td>302</td> <td>246</td> <td>PEAK</td> </tr> </tbody> </table>	Limit	Read	Ant	Cable	Preamp	APos	TPos	Remark	Freq	Level	Line	Margin	Level	Factor	Loss	Factor	MHz	dBuV/m	dBuV/m	dB	dBuV	dB/m	dB	dB	1	5510.00	102.57	-----	-----	88.96	35.91	9.71	32.01	302	246	PEAK
	Limit	Read	Ant	Cable	Preamp	APos	TPos	Remark																																																																														
Freq	Level	Line	Margin	Level	Factor	Loss	Factor																																																																															
MHz	dBuV/m	dBuV/m	dB	dBuV	dB/m	dB	dB																																																																															
1	5449.36	58.39	74.00	-15.61	44.85	35.93	9.68	32.07	302	246	PEAK																																																																											
2	5469.68	63.08	68.30	-5.22	49.51	35.92	9.69	32.04	302	246	PEAK																																																																											
Limit	Read	Ant	Cable	Preamp	APos	TPos	Remark																																																																															
Freq	Level	Line	Margin	Level	Factor	Loss	Factor																																																																															
MHz	dBuV/m	dBuV/m	dB	dBuV	dB/m	dB	dB																																																																															
1	5510.00	102.57	-----	-----	88.96	35.91	9.71	32.01	302	246	PEAK																																																																											
Avg	 <p>Date: 2024-03-20</p> <table border="1"> <thead> <tr> <th>Limit</th> <th>Read</th> <th>Ant</th> <th>Cable</th> <th>Preamp</th> <th>APos</th> <th>TPos</th> <th>Remark</th> </tr> <tr> <th>Freq</th> <th>Level</th> <th>Line</th> <th>Margin</th> <th>Level</th> <th>Factor</th> <th>Loss</th> <th>Factor</th> </tr> <tr> <th>MHz</th> <th>dBuV/m</th> <th>dBuV/m</th> <th>dB</th> <th>dBuV</th> <th>dB/m</th> <th>dB</th> <th>dB</th> </tr> </thead> <tbody> <tr> <td>1</td> <td>5459.12</td> <td>48.79</td> <td>54.00</td> <td>-5.21</td> <td>35.24</td> <td>35.92</td> <td>9.69</td> <td>32.06</td> <td>302</td> <td>246</td> <td>AVERAGE</td> </tr> </tbody> </table>	Limit	Read	Ant	Cable	Preamp	APos	TPos	Remark	Freq	Level	Line	Margin	Level	Factor	Loss	Factor	MHz	dBuV/m	dBuV/m	dB	dBuV	dB/m	dB	dB	1	5459.12	48.79	54.00	-5.21	35.24	35.92	9.69	32.06	302	246	AVERAGE	 <p>Date: 2024-03-20</p> <table border="1"> <thead> <tr> <th>Limit</th> <th>Read</th> <th>Ant</th> <th>Cable</th> <th>Preamp</th> <th>APos</th> <th>TPos</th> <th>Remark</th> </tr> <tr> <th>Freq</th> <th>Level</th> <th>Line</th> <th>Margin</th> <th>Level</th> <th>Factor</th> <th>Loss</th> <th>Factor</th> </tr> <tr> <th>MHz</th> <th>dBuV/m</th> <th>dBuV/m</th> <th>dB</th> <th>dBuV</th> <th>dB/m</th> <th>dB</th> <th>dB</th> </tr> </thead> <tbody> <tr> <td>1</td> <td>5510.00</td> <td>95.80</td> <td>-----</td> <td>-----</td> <td>82.19</td> <td>35.91</td> <td>9.71</td> <td>32.01</td> <td>302</td> <td>246</td> <td>AVERAGE</td> </tr> </tbody> </table>	Limit	Read	Ant	Cable	Preamp	APos	TPos	Remark	Freq	Level	Line	Margin	Level	Factor	Loss	Factor	MHz	dBuV/m	dBuV/m	dB	dBuV	dB/m	dB	dB	1	5510.00	95.80	-----	-----	82.19	35.91	9.71	32.01	302	246	AVERAGE												
Limit	Read	Ant	Cable	Preamp	APos	TPos	Remark																																																																															
Freq	Level	Line	Margin	Level	Factor	Loss	Factor																																																																															
MHz	dBuV/m	dBuV/m	dB	dBuV	dB/m	dB	dB																																																																															
1	5459.12	48.79	54.00	-5.21	35.24	35.92	9.69	32.06	302	246	AVERAGE																																																																											
Limit	Read	Ant	Cable	Preamp	APos	TPos	Remark																																																																															
Freq	Level	Line	Margin	Level	Factor	Loss	Factor																																																																															
MHz	dBuV/m	dBuV/m	dB	dBuV	dB/m	dB	dB																																																																															
1	5510.00	95.80	-----	-----	82.19	35.91	9.71	32.01	302	246	AVERAGE																																																																											



Mode	25																																					
	Band Edge - R																																					
	U-NII-2C_5.47-5.725_802.11n HT40_CH102_5510MHz																																					
ANT	22																																					
Pol.	Vertical	Fundamental																																				
Peak	<p>Date: 2024-03-20</p> <table border="1"> <thead> <tr> <th>Limit</th> <th>Read</th> <th>Ant</th> <th>Cable</th> <th>Preamp</th> <th>APos</th> <th>TPos</th> <th>Remark</th> </tr> <tr> <th>Freq</th> <th>Level</th> <th>Line</th> <th>Margin</th> <th>Level</th> <th>Factor</th> <th>Loss</th> <th>Factor</th> </tr> <tr> <th>MHz</th> <th>dBuV/m</th> <th>dBuV/m</th> <th>dB</th> <th>dBuV</th> <th>dB/m</th> <th>dB</th> <th>dB</th> </tr> </thead> <tbody> <tr> <td>1</td> <td>5741.54</td> <td>54.03</td> <td>68.30</td> <td>-14.27</td> <td>39.98</td> <td>36.24</td> <td>10.05</td> <td>32.24</td> <td>302</td> <td>246</td> <td>PEAK</td> </tr> </tbody> </table>	Limit	Read	Ant	Cable	Preamp	APos	TPos	Remark	Freq	Level	Line	Margin	Level	Factor	Loss	Factor	MHz	dBuV/m	dBuV/m	dB	dBuV	dB/m	dB	dB	1	5741.54	54.03	68.30	-14.27	39.98	36.24	10.05	32.24	302	246	PEAK	Blank
Limit	Read	Ant	Cable	Preamp	APos	TPos	Remark																															
Freq	Level	Line	Margin	Level	Factor	Loss	Factor																															
MHz	dBuV/m	dBuV/m	dB	dBuV	dB/m	dB	dB																															
1	5741.54	54.03	68.30	-14.27	39.98	36.24	10.05	32.24	302	246	PEAK																											

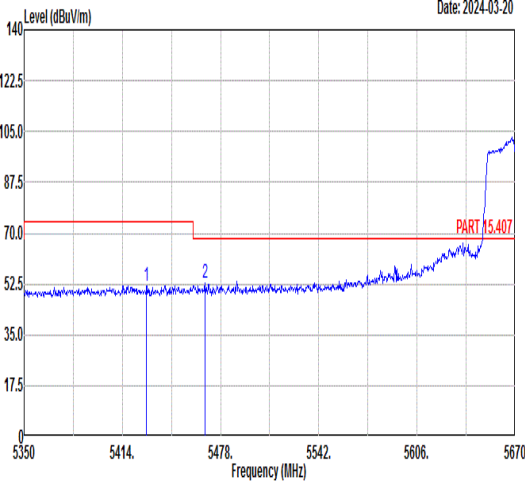
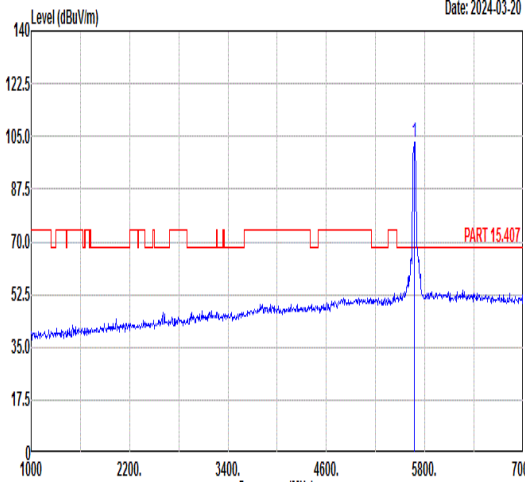
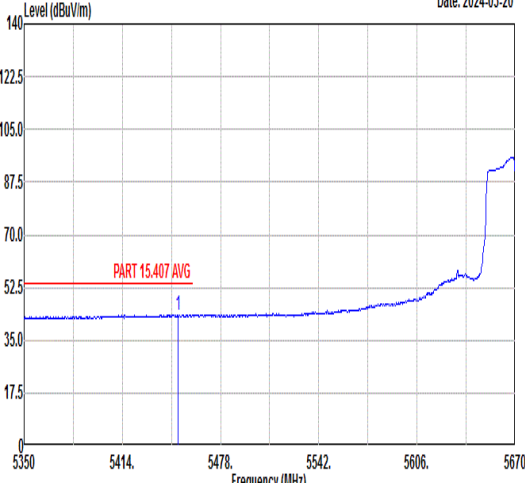
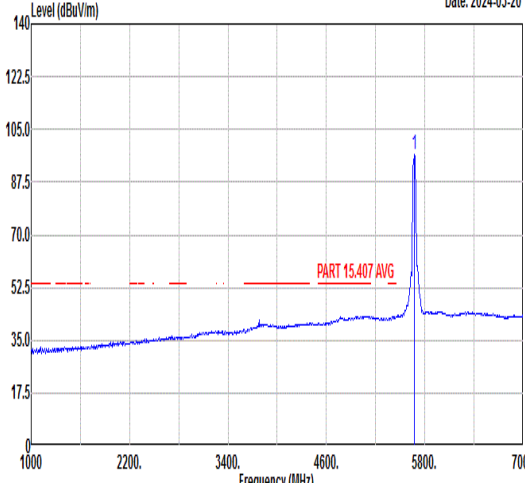


Mode	26																																																																																					
	Band Edge - L																																																																																					
	U-NII-2C_5.47-5.725_802.11n HT40_CH134_5670MHz																																																																																					
ANT	22																																																																																					
Pol.	Horizontal	Fundamental																																																																																				
Peak	<table border="1"> <thead> <tr> <th>Limit</th> <th>Read</th> <th>Ant</th> <th>Cable</th> <th>Preamp</th> <th>APos</th> <th>TPos</th> <th>Remark</th> </tr> <tr> <th>Freq</th> <th>Level</th> <th>Line</th> <th>Margin</th> <th>Level</th> <th>Factor</th> <th>Loss</th> <th>Factor</th> </tr> <tr> <th>MHz</th> <th>dBuV/m</th> <th>dBuV/m</th> <th>dB</th> <th>dBuV</th> <th>dB/m</th> <th>dB</th> <th>dB</th> </tr> </thead> <tbody> <tr> <td>1</td> <td>5422.96</td> <td>52.62</td> <td>74.00</td> <td>-21.38</td> <td>39.11</td> <td>35.95</td> <td>9.67</td> <td>32.11</td> <td>100</td> <td>296</td> <td>PEAK</td> </tr> <tr> <td>2</td> <td>5463.28</td> <td>53.18</td> <td>68.30</td> <td>-15.12</td> <td>39.62</td> <td>35.92</td> <td>9.69</td> <td>32.05</td> <td>100</td> <td>296</td> <td>PEAK</td> </tr> </tbody> </table>	Limit	Read	Ant	Cable	Preamp	APos	TPos	Remark	Freq	Level	Line	Margin	Level	Factor	Loss	Factor	MHz	dBuV/m	dBuV/m	dB	dBuV	dB/m	dB	dB	1	5422.96	52.62	74.00	-21.38	39.11	35.95	9.67	32.11	100	296	PEAK	2	5463.28	53.18	68.30	-15.12	39.62	35.92	9.69	32.05	100	296	PEAK	<table border="1"> <thead> <tr> <th>Limit</th> <th>Read</th> <th>Ant</th> <th>Cable</th> <th>Preamp</th> <th>APos</th> <th>TPos</th> <th>Remark</th> </tr> <tr> <th>Freq</th> <th>Level</th> <th>Line</th> <th>Margin</th> <th>Level</th> <th>Factor</th> <th>Loss</th> <th>Factor</th> </tr> <tr> <th>MHz</th> <th>dBuV/m</th> <th>dBuV/m</th> <th>dB</th> <th>dBuV</th> <th>dB/m</th> <th>dB</th> <th>dB</th> </tr> </thead> <tbody> <tr> <td>1</td> <td>5670.00</td> <td>109.24</td> <td>-----</td> <td>-----</td> <td>95.37</td> <td>36.14</td> <td>9.90</td> <td>32.17</td> <td>100</td> <td>296</td> <td>PEAK</td> </tr> </tbody> </table>	Limit	Read	Ant	Cable	Preamp	APos	TPos	Remark	Freq	Level	Line	Margin	Level	Factor	Loss	Factor	MHz	dBuV/m	dBuV/m	dB	dBuV	dB/m	dB	dB	1	5670.00	109.24	-----	-----	95.37	36.14	9.90	32.17	100	296	PEAK
	Limit	Read	Ant	Cable	Preamp	APos	TPos	Remark																																																																														
Freq	Level	Line	Margin	Level	Factor	Loss	Factor																																																																															
MHz	dBuV/m	dBuV/m	dB	dBuV	dB/m	dB	dB																																																																															
1	5422.96	52.62	74.00	-21.38	39.11	35.95	9.67	32.11	100	296	PEAK																																																																											
2	5463.28	53.18	68.30	-15.12	39.62	35.92	9.69	32.05	100	296	PEAK																																																																											
Limit	Read	Ant	Cable	Preamp	APos	TPos	Remark																																																																															
Freq	Level	Line	Margin	Level	Factor	Loss	Factor																																																																															
MHz	dBuV/m	dBuV/m	dB	dBuV	dB/m	dB	dB																																																																															
1	5670.00	109.24	-----	-----	95.37	36.14	9.90	32.17	100	296	PEAK																																																																											
Avg	<table border="1"> <thead> <tr> <th>Limit</th> <th>Read</th> <th>Ant</th> <th>Cable</th> <th>Preamp</th> <th>APos</th> <th>TPos</th> <th>Remark</th> </tr> <tr> <th>Freq</th> <th>Level</th> <th>Line</th> <th>Margin</th> <th>Level</th> <th>Factor</th> <th>Loss</th> <th>Factor</th> </tr> <tr> <th>MHz</th> <th>dBuV/m</th> <th>dBuV/m</th> <th>dB</th> <th>dBuV</th> <th>dB/m</th> <th>dB</th> <th>dB</th> </tr> </thead> <tbody> <tr> <td>1</td> <td>5457.84</td> <td>43.73</td> <td>54.00</td> <td>-10.27</td> <td>30.17</td> <td>35.93</td> <td>9.69</td> <td>32.06</td> <td>100</td> <td>296</td> <td>AVERAGE</td> </tr> </tbody> </table>	Limit	Read	Ant	Cable	Preamp	APos	TPos	Remark	Freq	Level	Line	Margin	Level	Factor	Loss	Factor	MHz	dBuV/m	dBuV/m	dB	dBuV	dB/m	dB	dB	1	5457.84	43.73	54.00	-10.27	30.17	35.93	9.69	32.06	100	296	AVERAGE	<table border="1"> <thead> <tr> <th>Limit</th> <th>Read</th> <th>Ant</th> <th>Cable</th> <th>Preamp</th> <th>APos</th> <th>TPos</th> <th>Remark</th> </tr> <tr> <th>Freq</th> <th>Level</th> <th>Line</th> <th>Margin</th> <th>Level</th> <th>Factor</th> <th>Loss</th> <th>Factor</th> </tr> <tr> <th>MHz</th> <th>dBuV/m</th> <th>dBuV/m</th> <th>dB</th> <th>dBuV</th> <th>dB/m</th> <th>dB</th> <th>dB</th> </tr> </thead> <tbody> <tr> <td>1</td> <td>5670.00</td> <td>103.15</td> <td>-----</td> <td>-----</td> <td>89.28</td> <td>36.14</td> <td>9.90</td> <td>32.17</td> <td>100</td> <td>296</td> <td>AVERAGE</td> </tr> </tbody> </table>	Limit	Read	Ant	Cable	Preamp	APos	TPos	Remark	Freq	Level	Line	Margin	Level	Factor	Loss	Factor	MHz	dBuV/m	dBuV/m	dB	dBuV	dB/m	dB	dB	1	5670.00	103.15	-----	-----	89.28	36.14	9.90	32.17	100	296	AVERAGE												
Limit	Read	Ant	Cable	Preamp	APos	TPos	Remark																																																																															
Freq	Level	Line	Margin	Level	Factor	Loss	Factor																																																																															
MHz	dBuV/m	dBuV/m	dB	dBuV	dB/m	dB	dB																																																																															
1	5457.84	43.73	54.00	-10.27	30.17	35.93	9.69	32.06	100	296	AVERAGE																																																																											
Limit	Read	Ant	Cable	Preamp	APos	TPos	Remark																																																																															
Freq	Level	Line	Margin	Level	Factor	Loss	Factor																																																																															
MHz	dBuV/m	dBuV/m	dB	dBuV	dB/m	dB	dB																																																																															
1	5670.00	103.15	-----	-----	89.28	36.14	9.90	32.17	100	296	AVERAGE																																																																											



Mode	26																																					
	Band Edge - R																																					
	U-NII-2C_5.47-5.725_802.11n HT40_CH134_5670MHz																																					
ANT	22																																					
Pol.	Horizontal	Fundamental																																				
Peak	<p>Date: 2024-03-20</p> <table border="1"> <thead> <tr> <th>Limit</th> <th>Read</th> <th>Ant</th> <th>Cable</th> <th>Preamp</th> <th>APos</th> <th>TPos</th> <th>Remark</th> </tr> <tr> <th>Freq</th> <th>Level</th> <th>Line</th> <th>Margin</th> <th>Level</th> <th>Factor</th> <th>Loss</th> <th>Factor</th> </tr> <tr> <th>MHz</th> <th>dBuV/m</th> <th>dBuV/m</th> <th>dB</th> <th>dBuV</th> <th>dB/m</th> <th>dB</th> <th>dB</th> </tr> </thead> <tbody> <tr> <td>1</td> <td>5725.39</td> <td>65.99</td> <td>68.30</td> <td>-2.31</td> <td>51.98</td> <td>36.22</td> <td>10.02</td> <td>32.23</td> <td>100</td> <td>296</td> <td>PEAK</td> </tr> </tbody> </table>	Limit	Read	Ant	Cable	Preamp	APos	TPos	Remark	Freq	Level	Line	Margin	Level	Factor	Loss	Factor	MHz	dBuV/m	dBuV/m	dB	dBuV	dB/m	dB	dB	1	5725.39	65.99	68.30	-2.31	51.98	36.22	10.02	32.23	100	296	PEAK	Blank
Limit	Read	Ant	Cable	Preamp	APos	TPos	Remark																															
Freq	Level	Line	Margin	Level	Factor	Loss	Factor																															
MHz	dBuV/m	dBuV/m	dB	dBuV	dB/m	dB	dB																															
1	5725.39	65.99	68.30	-2.31	51.98	36.22	10.02	32.23	100	296	PEAK																											



Mode	26																																																																																					
	Band Edge - L																																																																																					
	U-NII-2C_5.47-5.725_802.11n HT40_CH134_5670MHz																																																																																					
ANT	22																																																																																					
Pol.	Vertical	Fundamental																																																																																				
Peak	 <p>Date: 2024-03-20</p> <table border="1"> <thead> <tr> <th>Limit</th> <th>Read</th> <th>Ant</th> <th>Cable</th> <th>Preamp</th> <th>APos</th> <th>TPos</th> <th>Remark</th> </tr> <tr> <th>Freq</th> <th>Level</th> <th>Line</th> <th>Margin</th> <th>Level</th> <th>Factor</th> <th>Loss</th> <th>Factor</th> </tr> <tr> <th>MHz</th> <th>dBuV/m</th> <th>dBuV/m</th> <th>dB</th> <th>dBuV</th> <th>dB/m</th> <th>dB</th> <th>dB</th> </tr> </thead> <tbody> <tr> <td>1</td> <td>5429.68</td> <td>52.00</td> <td>74.00</td> <td>-22.00</td> <td>38.49</td> <td>35.94</td> <td>9.67</td> <td>32.10</td> <td>384</td> <td>250</td> <td>PEAK</td> </tr> <tr> <td>2</td> <td>5467.76</td> <td>53.02</td> <td>68.30</td> <td>-15.28</td> <td>39.46</td> <td>35.92</td> <td>9.69</td> <td>32.05</td> <td>384</td> <td>250</td> <td>PEAK</td> </tr> </tbody> </table>	Limit	Read	Ant	Cable	Preamp	APos	TPos	Remark	Freq	Level	Line	Margin	Level	Factor	Loss	Factor	MHz	dBuV/m	dBuV/m	dB	dBuV	dB/m	dB	dB	1	5429.68	52.00	74.00	-22.00	38.49	35.94	9.67	32.10	384	250	PEAK	2	5467.76	53.02	68.30	-15.28	39.46	35.92	9.69	32.05	384	250	PEAK	 <p>Date: 2024-03-20</p> <table border="1"> <thead> <tr> <th>Limit</th> <th>Read</th> <th>Ant</th> <th>Cable</th> <th>Preamp</th> <th>APos</th> <th>TPos</th> <th>Remark</th> </tr> <tr> <th>Freq</th> <th>Level</th> <th>Line</th> <th>Margin</th> <th>Level</th> <th>Factor</th> <th>Loss</th> <th>Factor</th> </tr> <tr> <th>MHz</th> <th>dBuV/m</th> <th>dBuV/m</th> <th>dB</th> <th>dBuV</th> <th>dB/m</th> <th>dB</th> <th>dB</th> </tr> </thead> <tbody> <tr> <td>1</td> <td>5670.00</td> <td>102.96</td> <td>-----</td> <td>-----</td> <td>89.05</td> <td>36.16</td> <td>9.94</td> <td>32.19</td> <td>384</td> <td>250</td> <td>PEAK</td> </tr> </tbody> </table>	Limit	Read	Ant	Cable	Preamp	APos	TPos	Remark	Freq	Level	Line	Margin	Level	Factor	Loss	Factor	MHz	dBuV/m	dBuV/m	dB	dBuV	dB/m	dB	dB	1	5670.00	102.96	-----	-----	89.05	36.16	9.94	32.19	384	250	PEAK
	Limit	Read	Ant	Cable	Preamp	APos	TPos	Remark																																																																														
Freq	Level	Line	Margin	Level	Factor	Loss	Factor																																																																															
MHz	dBuV/m	dBuV/m	dB	dBuV	dB/m	dB	dB																																																																															
1	5429.68	52.00	74.00	-22.00	38.49	35.94	9.67	32.10	384	250	PEAK																																																																											
2	5467.76	53.02	68.30	-15.28	39.46	35.92	9.69	32.05	384	250	PEAK																																																																											
Limit	Read	Ant	Cable	Preamp	APos	TPos	Remark																																																																															
Freq	Level	Line	Margin	Level	Factor	Loss	Factor																																																																															
MHz	dBuV/m	dBuV/m	dB	dBuV	dB/m	dB	dB																																																																															
1	5670.00	102.96	-----	-----	89.05	36.16	9.94	32.19	384	250	PEAK																																																																											
Avg	 <p>Date: 2024-03-20</p> <table border="1"> <thead> <tr> <th>Limit</th> <th>Read</th> <th>Ant</th> <th>Cable</th> <th>Preamp</th> <th>APos</th> <th>TPos</th> <th>Remark</th> </tr> <tr> <th>Freq</th> <th>Level</th> <th>Line</th> <th>Margin</th> <th>Level</th> <th>Factor</th> <th>Loss</th> <th>Factor</th> </tr> <tr> <th>MHz</th> <th>dBuV/m</th> <th>dBuV/m</th> <th>dB</th> <th>dBuV</th> <th>dB/m</th> <th>dB</th> <th>dB</th> </tr> </thead> <tbody> <tr> <td>1</td> <td>5450.48</td> <td>43.49</td> <td>54.00</td> <td>-10.51</td> <td>29.95</td> <td>35.93</td> <td>9.68</td> <td>32.07</td> <td>384</td> <td>250</td> <td>AVERAGE</td> </tr> </tbody> </table>	Limit	Read	Ant	Cable	Preamp	APos	TPos	Remark	Freq	Level	Line	Margin	Level	Factor	Loss	Factor	MHz	dBuV/m	dBuV/m	dB	dBuV	dB/m	dB	dB	1	5450.48	43.49	54.00	-10.51	29.95	35.93	9.68	32.07	384	250	AVERAGE	 <p>Date: 2024-03-20</p> <table border="1"> <thead> <tr> <th>Limit</th> <th>Read</th> <th>Ant</th> <th>Cable</th> <th>Preamp</th> <th>APos</th> <th>TPos</th> <th>Remark</th> </tr> <tr> <th>Freq</th> <th>Level</th> <th>Line</th> <th>Margin</th> <th>Level</th> <th>Factor</th> <th>Loss</th> <th>Factor</th> </tr> <tr> <th>MHz</th> <th>dBuV/m</th> <th>dBuV/m</th> <th>dB</th> <th>dBuV</th> <th>dB/m</th> <th>dB</th> <th>dB</th> </tr> </thead> <tbody> <tr> <td>1</td> <td>5670.00</td> <td>96.43</td> <td>-----</td> <td>-----</td> <td>82.55</td> <td>36.14</td> <td>9.91</td> <td>32.17</td> <td>384</td> <td>250</td> <td>AVERAGE</td> </tr> </tbody> </table>	Limit	Read	Ant	Cable	Preamp	APos	TPos	Remark	Freq	Level	Line	Margin	Level	Factor	Loss	Factor	MHz	dBuV/m	dBuV/m	dB	dBuV	dB/m	dB	dB	1	5670.00	96.43	-----	-----	82.55	36.14	9.91	32.17	384	250	AVERAGE												
Limit	Read	Ant	Cable	Preamp	APos	TPos	Remark																																																																															
Freq	Level	Line	Margin	Level	Factor	Loss	Factor																																																																															
MHz	dBuV/m	dBuV/m	dB	dBuV	dB/m	dB	dB																																																																															
1	5450.48	43.49	54.00	-10.51	29.95	35.93	9.68	32.07	384	250	AVERAGE																																																																											
Limit	Read	Ant	Cable	Preamp	APos	TPos	Remark																																																																															
Freq	Level	Line	Margin	Level	Factor	Loss	Factor																																																																															
MHz	dBuV/m	dBuV/m	dB	dBuV	dB/m	dB	dB																																																																															
1	5670.00	96.43	-----	-----	82.55	36.14	9.91	32.17	384	250	AVERAGE																																																																											





Mode	26																																				
	Band Edge - R																																				
	U-NII-2C_5.47-5.725_802.11n HT40_CH134_5670MHz																																				
ANT	22																																				
Pol.	Vertical	Fundamental																																			
Peak	<p>Date: 2024-03-20</p> <table border="1"> <thead> <tr> <th>Limit</th> <th>Read</th> <th>Ant</th> <th>Cable</th> <th>Preamp</th> <th>APos</th> <th>TPos</th> <th>Remark</th> </tr> <tr> <th>Freq</th> <th>Level</th> <th>Line</th> <th>Margin</th> <th>Level</th> <th>Factor</th> <th>Loss</th> <th>Factor</th> </tr> <tr> <th>MHz</th> <th>dBuV/m</th> <th>dBuV/m</th> <th>dB</th> <th>dBuV</th> <th>dB/m</th> <th>dB</th> <th>dB</th> </tr> </thead> <tbody> <tr> <td>1</td> <td>5726.43</td> <td>65.34</td> <td>68.30</td> <td>-2.96</td> <td>51.33</td> <td>36.22</td> <td>10.02</td> <td>32.23</td> <td>384</td> <td>250 PEAK</td> </tr> </tbody> </table>	Limit	Read	Ant	Cable	Preamp	APos	TPos	Remark	Freq	Level	Line	Margin	Level	Factor	Loss	Factor	MHz	dBuV/m	dBuV/m	dB	dBuV	dB/m	dB	dB	1	5726.43	65.34	68.30	-2.96	51.33	36.22	10.02	32.23	384	250 PEAK	Blank
Limit	Read	Ant	Cable	Preamp	APos	TPos	Remark																														
Freq	Level	Line	Margin	Level	Factor	Loss	Factor																														
MHz	dBuV/m	dBuV/m	dB	dBuV	dB/m	dB	dB																														
1	5726.43	65.34	68.30	-2.96	51.33	36.22	10.02	32.23	384	250 PEAK																											



Mode	27																																																																																					
	Band Edge - L																																																																																					
	U-NII-2C_5.47-5.725_802.11ac VHT80_CH106_5530MHz																																																																																					
ANT	22																																																																																					
Pol.	Horizontal	Fundamental																																																																																				
Peak	<table border="1"> <thead> <tr> <th>Limit</th> <th>Read</th> <th>Ant</th> <th>Cable</th> <th>Preamp</th> <th>APos</th> <th>TPos</th> <th>Remark</th> </tr> <tr> <th>Freq</th> <th>Level</th> <th>Line</th> <th>Margin</th> <th>Level</th> <th>Factor</th> <th>Loss</th> <th>Factor</th> </tr> <tr> <th>MHz</th> <th>dBuV/m</th> <th>dBuV/m</th> <th>dB</th> <th>dBuV</th> <th>dB/m</th> <th>dB</th> <th>dB</th> </tr> </thead> <tbody> <tr> <td>1</td> <td>5455.84</td> <td>60.30</td> <td>74.00</td> <td>-13.70</td> <td>46.74</td> <td>35.93</td> <td>9.69</td> <td>32.06</td> <td>111</td> <td>296</td> <td>PEAK</td> </tr> <tr> <td>2</td> <td>5468.44</td> <td>60.52</td> <td>68.30</td> <td>-7.78</td> <td>46.95</td> <td>35.92</td> <td>9.69</td> <td>32.04</td> <td>111</td> <td>296</td> <td>PEAK</td> </tr> </tbody> </table>	Limit	Read	Ant	Cable	Preamp	APos	TPos	Remark	Freq	Level	Line	Margin	Level	Factor	Loss	Factor	MHz	dBuV/m	dBuV/m	dB	dBuV	dB/m	dB	dB	1	5455.84	60.30	74.00	-13.70	46.74	35.93	9.69	32.06	111	296	PEAK	2	5468.44	60.52	68.30	-7.78	46.95	35.92	9.69	32.04	111	296	PEAK	<table border="1"> <thead> <tr> <th>Limit</th> <th>Read</th> <th>Ant</th> <th>Cable</th> <th>Preamp</th> <th>APos</th> <th>TPos</th> <th>Remark</th> </tr> <tr> <th>Freq</th> <th>Level</th> <th>Line</th> <th>Margin</th> <th>Level</th> <th>Factor</th> <th>Loss</th> <th>Factor</th> </tr> <tr> <th>MHz</th> <th>dBuV/m</th> <th>dBuV/m</th> <th>dB</th> <th>dBuV</th> <th>dB/m</th> <th>dB</th> <th>dB</th> </tr> </thead> <tbody> <tr> <td>1</td> <td>5530.00</td> <td>100.57</td> <td>-----</td> <td>-----</td> <td>86.92</td> <td>35.96</td> <td>9.73</td> <td>32.04</td> <td>111</td> <td>296</td> <td>PEAK</td> </tr> </tbody> </table>	Limit	Read	Ant	Cable	Preamp	APos	TPos	Remark	Freq	Level	Line	Margin	Level	Factor	Loss	Factor	MHz	dBuV/m	dBuV/m	dB	dBuV	dB/m	dB	dB	1	5530.00	100.57	-----	-----	86.92	35.96	9.73	32.04	111	296	PEAK
	Limit	Read	Ant	Cable	Preamp	APos	TPos	Remark																																																																														
Freq	Level	Line	Margin	Level	Factor	Loss	Factor																																																																															
MHz	dBuV/m	dBuV/m	dB	dBuV	dB/m	dB	dB																																																																															
1	5455.84	60.30	74.00	-13.70	46.74	35.93	9.69	32.06	111	296	PEAK																																																																											
2	5468.44	60.52	68.30	-7.78	46.95	35.92	9.69	32.04	111	296	PEAK																																																																											
Limit	Read	Ant	Cable	Preamp	APos	TPos	Remark																																																																															
Freq	Level	Line	Margin	Level	Factor	Loss	Factor																																																																															
MHz	dBuV/m	dBuV/m	dB	dBuV	dB/m	dB	dB																																																																															
1	5530.00	100.57	-----	-----	86.92	35.96	9.73	32.04	111	296	PEAK																																																																											
Avg	<table border="1"> <thead> <tr> <th>Limit</th> <th>Read</th> <th>Ant</th> <th>Cable</th> <th>Preamp</th> <th>APos</th> <th>TPos</th> <th>Remark</th> </tr> <tr> <th>Freq</th> <th>Level</th> <th>Line</th> <th>Margin</th> <th>Level</th> <th>Factor</th> <th>Loss</th> <th>Factor</th> </tr> <tr> <th>MHz</th> <th>dBuV/m</th> <th>dBuV/m</th> <th>dB</th> <th>dBuV</th> <th>dB/m</th> <th>dB</th> <th>dB</th> </tr> </thead> <tbody> <tr> <td>1</td> <td>5458.54</td> <td>51.27</td> <td>54.00</td> <td>-2.73</td> <td>37.72</td> <td>35.92</td> <td>9.69</td> <td>32.06</td> <td>111</td> <td>296</td> <td>AVERAGE</td> </tr> </tbody> </table>	Limit	Read	Ant	Cable	Preamp	APos	TPos	Remark	Freq	Level	Line	Margin	Level	Factor	Loss	Factor	MHz	dBuV/m	dBuV/m	dB	dBuV	dB/m	dB	dB	1	5458.54	51.27	54.00	-2.73	37.72	35.92	9.69	32.06	111	296	AVERAGE	<table border="1"> <thead> <tr> <th>Limit</th> <th>Read</th> <th>Ant</th> <th>Cable</th> <th>Preamp</th> <th>APos</th> <th>TPos</th> <th>Remark</th> </tr> <tr> <th>Freq</th> <th>Level</th> <th>Line</th> <th>Margin</th> <th>Level</th> <th>Factor</th> <th>Loss</th> <th>Factor</th> </tr> <tr> <th>MHz</th> <th>dBuV/m</th> <th>dBuV/m</th> <th>dB</th> <th>dBuV</th> <th>dB/m</th> <th>dB</th> <th>dB</th> </tr> </thead> <tbody> <tr> <td>1</td> <td>5530.00</td> <td>93.34</td> <td>-----</td> <td>-----</td> <td>79.70</td> <td>35.95</td> <td>9.73</td> <td>32.04</td> <td>111</td> <td>296</td> <td>AVERAGE</td> </tr> </tbody> </table>	Limit	Read	Ant	Cable	Preamp	APos	TPos	Remark	Freq	Level	Line	Margin	Level	Factor	Loss	Factor	MHz	dBuV/m	dBuV/m	dB	dBuV	dB/m	dB	dB	1	5530.00	93.34	-----	-----	79.70	35.95	9.73	32.04	111	296	AVERAGE												
Limit	Read	Ant	Cable	Preamp	APos	TPos	Remark																																																																															
Freq	Level	Line	Margin	Level	Factor	Loss	Factor																																																																															
MHz	dBuV/m	dBuV/m	dB	dBuV	dB/m	dB	dB																																																																															
1	5458.54	51.27	54.00	-2.73	37.72	35.92	9.69	32.06	111	296	AVERAGE																																																																											
Limit	Read	Ant	Cable	Preamp	APos	TPos	Remark																																																																															
Freq	Level	Line	Margin	Level	Factor	Loss	Factor																																																																															
MHz	dBuV/m	dBuV/m	dB	dBuV	dB/m	dB	dB																																																																															
1	5530.00	93.34	-----	-----	79.70	35.95	9.73	32.04	111	296	AVERAGE																																																																											



Mode	27																																					
	Band Edge - R																																					
	U-NII-2C_5.47-5.725_802.11ac VHT80_CH106_5530MHz																																					
ANT	22																																					
Pol.	Horizontal	Fundamental																																				
Peak	<p>Date: 2024-03-20</p> <table border="1"> <thead> <tr> <th>Limit</th> <th>Read</th> <th>Ant</th> <th>Cable</th> <th>Preamp</th> <th>APos</th> <th>TPos</th> <th>Remark</th> </tr> <tr> <th>Freq</th> <th>Level</th> <th>Line</th> <th>Margin</th> <th>Level</th> <th>Factor</th> <th>Loss</th> <th>Factor</th> </tr> <tr> <th>MHz</th> <th>dBuV/m</th> <th>dBuV/m</th> <th>dB</th> <th>dBuV</th> <th>dB/m</th> <th>dB</th> <th>dB</th> </tr> </thead> <tbody> <tr> <td>1</td> <td>5735.39</td> <td>53.90</td> <td>68.30</td> <td>-14.40</td> <td>39.87</td> <td>36.23</td> <td>10.04</td> <td>32.24</td> <td>111</td> <td>296</td> <td>PEAK</td> </tr> </tbody> </table>	Limit	Read	Ant	Cable	Preamp	APos	TPos	Remark	Freq	Level	Line	Margin	Level	Factor	Loss	Factor	MHz	dBuV/m	dBuV/m	dB	dBuV	dB/m	dB	dB	1	5735.39	53.90	68.30	-14.40	39.87	36.23	10.04	32.24	111	296	PEAK	Blank
Limit	Read	Ant	Cable	Preamp	APos	TPos	Remark																															
Freq	Level	Line	Margin	Level	Factor	Loss	Factor																															
MHz	dBuV/m	dBuV/m	dB	dBuV	dB/m	dB	dB																															
1	5735.39	53.90	68.30	-14.40	39.87	36.23	10.04	32.24	111	296	PEAK																											



Mode	27																																																																																					
	Band Edge - L																																																																																					
	U-NII-2C_5.47-5.725_802.11ac VHT80_CH106_5530MHz																																																																																					
ANT	22																																																																																					
Pol.	Vertical	Fundamental																																																																																				
Peak	<table border="1"> <thead> <tr> <th>Limit</th> <th>Read</th> <th>Ant</th> <th>Cable</th> <th>Preamp</th> <th>APos</th> <th>TPos</th> <th>Remark</th> </tr> <tr> <th>Freq</th> <th>Level</th> <th>Line</th> <th>Margin</th> <th>Level</th> <th>Factor</th> <th>Loss</th> <th>Factor</th> </tr> <tr> <th>MHz</th> <th>dBuV/m</th> <th>dBuV/m</th> <th>dB</th> <th>dBuV</th> <th>dB/m</th> <th>dB</th> <th>dB</th> </tr> </thead> <tbody> <tr> <td>1</td> <td>5458.36</td> <td>59.16</td> <td>74.00</td> <td>-14.84</td> <td>45.61</td> <td>35.92</td> <td>9.69</td> <td>32.06</td> <td>400</td> <td>265</td> <td>PEAK</td> </tr> <tr> <td>2</td> <td>5466.10</td> <td>57.30</td> <td>68.30</td> <td>-11.00</td> <td>43.74</td> <td>35.92</td> <td>9.69</td> <td>32.05</td> <td>400</td> <td>265</td> <td>PEAK</td> </tr> </tbody> </table>	Limit	Read	Ant	Cable	Preamp	APos	TPos	Remark	Freq	Level	Line	Margin	Level	Factor	Loss	Factor	MHz	dBuV/m	dBuV/m	dB	dBuV	dB/m	dB	dB	1	5458.36	59.16	74.00	-14.84	45.61	35.92	9.69	32.06	400	265	PEAK	2	5466.10	57.30	68.30	-11.00	43.74	35.92	9.69	32.05	400	265	PEAK	<table border="1"> <thead> <tr> <th>Limit</th> <th>Read</th> <th>Ant</th> <th>Cable</th> <th>Preamp</th> <th>APos</th> <th>TPos</th> <th>Remark</th> </tr> <tr> <th>Freq</th> <th>Level</th> <th>Line</th> <th>Margin</th> <th>Level</th> <th>Factor</th> <th>Loss</th> <th>Factor</th> </tr> <tr> <th>MHz</th> <th>dBuV/m</th> <th>dBuV/m</th> <th>dB</th> <th>dBuV</th> <th>dB/m</th> <th>dB</th> <th>dB</th> </tr> </thead> <tbody> <tr> <td>1</td> <td>5530.00</td> <td>95.71</td> <td>-----</td> <td>-----</td> <td>82.09</td> <td>35.92</td> <td>9.71</td> <td>32.01</td> <td>400</td> <td>265</td> <td>PEAK</td> </tr> </tbody> </table>	Limit	Read	Ant	Cable	Preamp	APos	TPos	Remark	Freq	Level	Line	Margin	Level	Factor	Loss	Factor	MHz	dBuV/m	dBuV/m	dB	dBuV	dB/m	dB	dB	1	5530.00	95.71	-----	-----	82.09	35.92	9.71	32.01	400	265	PEAK
	Limit	Read	Ant	Cable	Preamp	APos	TPos	Remark																																																																														
Freq	Level	Line	Margin	Level	Factor	Loss	Factor																																																																															
MHz	dBuV/m	dBuV/m	dB	dBuV	dB/m	dB	dB																																																																															
1	5458.36	59.16	74.00	-14.84	45.61	35.92	9.69	32.06	400	265	PEAK																																																																											
2	5466.10	57.30	68.30	-11.00	43.74	35.92	9.69	32.05	400	265	PEAK																																																																											
Limit	Read	Ant	Cable	Preamp	APos	TPos	Remark																																																																															
Freq	Level	Line	Margin	Level	Factor	Loss	Factor																																																																															
MHz	dBuV/m	dBuV/m	dB	dBuV	dB/m	dB	dB																																																																															
1	5530.00	95.71	-----	-----	82.09	35.92	9.71	32.01	400	265	PEAK																																																																											
Avg	<table border="1"> <thead> <tr> <th>Limit</th> <th>Read</th> <th>Ant</th> <th>Cable</th> <th>Preamp</th> <th>APos</th> <th>TPos</th> <th>Remark</th> </tr> <tr> <th>Freq</th> <th>Level</th> <th>Line</th> <th>Margin</th> <th>Level</th> <th>Factor</th> <th>Loss</th> <th>Factor</th> </tr> <tr> <th>MHz</th> <th>dBuV/m</th> <th>dBuV/m</th> <th>dB</th> <th>dBuV</th> <th>dB/m</th> <th>dB</th> <th>dB</th> </tr> </thead> <tbody> <tr> <td>1</td> <td>5458.54</td> <td>48.90</td> <td>54.00</td> <td>-5.10</td> <td>35.35</td> <td>35.92</td> <td>9.69</td> <td>32.06</td> <td>400</td> <td>265</td> <td>AVERAGE</td> </tr> </tbody> </table>	Limit	Read	Ant	Cable	Preamp	APos	TPos	Remark	Freq	Level	Line	Margin	Level	Factor	Loss	Factor	MHz	dBuV/m	dBuV/m	dB	dBuV	dB/m	dB	dB	1	5458.54	48.90	54.00	-5.10	35.35	35.92	9.69	32.06	400	265	AVERAGE	<table border="1"> <thead> <tr> <th>Limit</th> <th>Read</th> <th>Ant</th> <th>Cable</th> <th>Preamp</th> <th>APos</th> <th>TPos</th> <th>Remark</th> </tr> <tr> <th>Freq</th> <th>Level</th> <th>Line</th> <th>Margin</th> <th>Level</th> <th>Factor</th> <th>Loss</th> <th>Factor</th> </tr> <tr> <th>MHz</th> <th>dBuV/m</th> <th>dBuV/m</th> <th>dB</th> <th>dBuV</th> <th>dB/m</th> <th>dB</th> <th>dB</th> </tr> </thead> <tbody> <tr> <td>1</td> <td>5530.00</td> <td>87.94</td> <td>-----</td> <td>-----</td> <td>74.33</td> <td>35.91</td> <td>9.71</td> <td>32.01</td> <td>400</td> <td>265</td> <td>AVERAGE</td> </tr> </tbody> </table>	Limit	Read	Ant	Cable	Preamp	APos	TPos	Remark	Freq	Level	Line	Margin	Level	Factor	Loss	Factor	MHz	dBuV/m	dBuV/m	dB	dBuV	dB/m	dB	dB	1	5530.00	87.94	-----	-----	74.33	35.91	9.71	32.01	400	265	AVERAGE												
Limit	Read	Ant	Cable	Preamp	APos	TPos	Remark																																																																															
Freq	Level	Line	Margin	Level	Factor	Loss	Factor																																																																															
MHz	dBuV/m	dBuV/m	dB	dBuV	dB/m	dB	dB																																																																															
1	5458.54	48.90	54.00	-5.10	35.35	35.92	9.69	32.06	400	265	AVERAGE																																																																											
Limit	Read	Ant	Cable	Preamp	APos	TPos	Remark																																																																															
Freq	Level	Line	Margin	Level	Factor	Loss	Factor																																																																															
MHz	dBuV/m	dBuV/m	dB	dBuV	dB/m	dB	dB																																																																															
1	5530.00	87.94	-----	-----	74.33	35.91	9.71	32.01	400	265	AVERAGE																																																																											



Mode	27																																									
	Band Edge - R																																									
	U-NII-2C_5.47-5.725_802.11ac VHT80_CH106_5530MHz																																									
ANT	22																																									
Pol.	Vertical	Fundamental																																								
Peak	<p>Date: 2024-03-20</p> <table border="1"> <thead> <tr> <th>Limit</th> <th>Read</th> <th>Ant</th> <th>Cable</th> <th>Preamp</th> <th>APos</th> <th>TPos</th> <th>Remark</th> </tr> <tr> <th>Freq</th> <th>Level</th> <th>Line</th> <th>Margin</th> <th>Level</th> <th>Factor</th> <th>Loss</th> <th>Factor</th> </tr> <tr> <th>MHz</th> <th>dBuV/m</th> <th>dBuV/m</th> <th>dB</th> <th>dBuV</th> <th>dB/m</th> <th>dB</th> <th>dB</th> </tr> </thead> <tbody> <tr> <td>1 5740.33</td> <td>53.39</td> <td>68.30</td> <td>-14.91</td> <td>39.34</td> <td>36.24</td> <td>10.05</td> <td>32.24</td> </tr> <tr> <td></td> <td></td> <td></td> <td></td> <td></td> <td></td> <td>400</td> <td>265 PEAK</td> </tr> </tbody> </table>	Limit	Read	Ant	Cable	Preamp	APos	TPos	Remark	Freq	Level	Line	Margin	Level	Factor	Loss	Factor	MHz	dBuV/m	dBuV/m	dB	dBuV	dB/m	dB	dB	1 5740.33	53.39	68.30	-14.91	39.34	36.24	10.05	32.24							400	265 PEAK	Blank
Limit	Read	Ant	Cable	Preamp	APos	TPos	Remark																																			
Freq	Level	Line	Margin	Level	Factor	Loss	Factor																																			
MHz	dBuV/m	dBuV/m	dB	dBuV	dB/m	dB	dB																																			
1 5740.33	53.39	68.30	-14.91	39.34	36.24	10.05	32.24																																			
						400	265 PEAK																																			



Mode	28																																																																																					
	Band Edge - L																																																																																					
	U-NII-2C_5.47-5.725_802.11ac VHT80_CH122_5610MHz																																																																																					
ANT	22																																																																																					
Pol.	Horizontal	Fundamental																																																																																				
Peak	<table border="1"> <thead> <tr> <th>Limit</th> <th>Read</th> <th>Ant</th> <th>Cable</th> <th>Preamp</th> <th>APos</th> <th>TPos</th> <th>Remark</th> </tr> <tr> <th>Freq</th> <th>Level</th> <th>Line</th> <th>Margin</th> <th>Level</th> <th>Factor</th> <th>Loss</th> <th>Factor</th> </tr> <tr> <th>MHz</th> <th>dBuV/m</th> <th>dBuV/m</th> <th>dB</th> <th>dBuV</th> <th>dB/m</th> <th>dB</th> <th>dB</th> </tr> </thead> <tbody> <tr> <td>1</td> <td>5378.86</td> <td>52.66</td> <td>74.00</td> <td>-21.34</td> <td>39.35</td> <td>35.97</td> <td>9.51</td> <td>32.17</td> <td>100</td> <td>286</td> <td>PEAK</td> </tr> <tr> <td>2</td> <td>5460.24</td> <td>52.47</td> <td>68.30</td> <td>-15.83</td> <td>38.92</td> <td>35.92</td> <td>9.69</td> <td>32.06</td> <td>100</td> <td>286</td> <td>PEAK</td> </tr> </tbody> </table>	Limit	Read	Ant	Cable	Preamp	APos	TPos	Remark	Freq	Level	Line	Margin	Level	Factor	Loss	Factor	MHz	dBuV/m	dBuV/m	dB	dBuV	dB/m	dB	dB	1	5378.86	52.66	74.00	-21.34	39.35	35.97	9.51	32.17	100	286	PEAK	2	5460.24	52.47	68.30	-15.83	38.92	35.92	9.69	32.06	100	286	PEAK	<table border="1"> <thead> <tr> <th>Limit</th> <th>Read</th> <th>Ant</th> <th>Cable</th> <th>Preamp</th> <th>APos</th> <th>TPos</th> <th>Remark</th> </tr> <tr> <th>Freq</th> <th>Level</th> <th>Line</th> <th>Margin</th> <th>Level</th> <th>Factor</th> <th>Loss</th> <th>Factor</th> </tr> <tr> <th>MHz</th> <th>dBuV/m</th> <th>dBuV/m</th> <th>dB</th> <th>dBuV</th> <th>dB/m</th> <th>dB</th> <th>dB</th> </tr> </thead> <tbody> <tr> <td>1</td> <td>5610.00</td> <td>104.87</td> <td>-----</td> <td>-----</td> <td>91.13</td> <td>36.06</td> <td>9.79</td> <td>32.11</td> <td>100</td> <td>286</td> <td>PEAK</td> </tr> </tbody> </table>	Limit	Read	Ant	Cable	Preamp	APos	TPos	Remark	Freq	Level	Line	Margin	Level	Factor	Loss	Factor	MHz	dBuV/m	dBuV/m	dB	dBuV	dB/m	dB	dB	1	5610.00	104.87	-----	-----	91.13	36.06	9.79	32.11	100	286	PEAK
	Limit	Read	Ant	Cable	Preamp	APos	TPos	Remark																																																																														
Freq	Level	Line	Margin	Level	Factor	Loss	Factor																																																																															
MHz	dBuV/m	dBuV/m	dB	dBuV	dB/m	dB	dB																																																																															
1	5378.86	52.66	74.00	-21.34	39.35	35.97	9.51	32.17	100	286	PEAK																																																																											
2	5460.24	52.47	68.30	-15.83	38.92	35.92	9.69	32.06	100	286	PEAK																																																																											
Limit	Read	Ant	Cable	Preamp	APos	TPos	Remark																																																																															
Freq	Level	Line	Margin	Level	Factor	Loss	Factor																																																																															
MHz	dBuV/m	dBuV/m	dB	dBuV	dB/m	dB	dB																																																																															
1	5610.00	104.87	-----	-----	91.13	36.06	9.79	32.11	100	286	PEAK																																																																											
Avg	<table border="1"> <thead> <tr> <th>Limit</th> <th>Read</th> <th>Ant</th> <th>Cable</th> <th>Preamp</th> <th>APos</th> <th>TPos</th> <th>Remark</th> </tr> <tr> <th>Freq</th> <th>Level</th> <th>Line</th> <th>Margin</th> <th>Level</th> <th>Factor</th> <th>Loss</th> <th>Factor</th> </tr> <tr> <th>MHz</th> <th>dBuV/m</th> <th>dBuV/m</th> <th>dB</th> <th>dBuV</th> <th>dB/m</th> <th>dB</th> <th>dB</th> </tr> </thead> <tbody> <tr> <td>1</td> <td>5443.86</td> <td>44.07</td> <td>54.00</td> <td>-9.93</td> <td>30.54</td> <td>35.93</td> <td>9.68</td> <td>32.08</td> <td>100</td> <td>286</td> <td>AVERAGE</td> </tr> </tbody> </table>	Limit	Read	Ant	Cable	Preamp	APos	TPos	Remark	Freq	Level	Line	Margin	Level	Factor	Loss	Factor	MHz	dBuV/m	dBuV/m	dB	dBuV	dB/m	dB	dB	1	5443.86	44.07	54.00	-9.93	30.54	35.93	9.68	32.08	100	286	AVERAGE	<table border="1"> <thead> <tr> <th>Limit</th> <th>Read</th> <th>Ant</th> <th>Cable</th> <th>Preamp</th> <th>APos</th> <th>TPos</th> <th>Remark</th> </tr> <tr> <th>Freq</th> <th>Level</th> <th>Line</th> <th>Margin</th> <th>Level</th> <th>Factor</th> <th>Loss</th> <th>Factor</th> </tr> <tr> <th>MHz</th> <th>dBuV/m</th> <th>dBuV/m</th> <th>dB</th> <th>dBuV</th> <th>dB/m</th> <th>dB</th> <th>dB</th> </tr> </thead> <tbody> <tr> <td>1</td> <td>5610.00</td> <td>98.60</td> <td>-----</td> <td>-----</td> <td>84.86</td> <td>36.06</td> <td>9.79</td> <td>32.11</td> <td>100</td> <td>286</td> <td>AVERAGE</td> </tr> </tbody> </table>	Limit	Read	Ant	Cable	Preamp	APos	TPos	Remark	Freq	Level	Line	Margin	Level	Factor	Loss	Factor	MHz	dBuV/m	dBuV/m	dB	dBuV	dB/m	dB	dB	1	5610.00	98.60	-----	-----	84.86	36.06	9.79	32.11	100	286	AVERAGE												
Limit	Read	Ant	Cable	Preamp	APos	TPos	Remark																																																																															
Freq	Level	Line	Margin	Level	Factor	Loss	Factor																																																																															
MHz	dBuV/m	dBuV/m	dB	dBuV	dB/m	dB	dB																																																																															
1	5443.86	44.07	54.00	-9.93	30.54	35.93	9.68	32.08	100	286	AVERAGE																																																																											
Limit	Read	Ant	Cable	Preamp	APos	TPos	Remark																																																																															
Freq	Level	Line	Margin	Level	Factor	Loss	Factor																																																																															
MHz	dBuV/m	dBuV/m	dB	dBuV	dB/m	dB	dB																																																																															
1	5610.00	98.60	-----	-----	84.86	36.06	9.79	32.11	100	286	AVERAGE																																																																											



Mode	28																																									
	Band Edge - R																																									
	U-NII-2C_5.47-5.725_802.11ac VHT80_CH122_5610MHz																																									
ANT	22																																									
Pol.	Horizontal	Fundamental																																								
Peak	<p>Date: 2024-03-20</p> <table border="1"> <thead> <tr> <th>Limit</th> <th>Read</th> <th>Ant</th> <th>Cable</th> <th>Preamp</th> <th>APos</th> <th>TPos</th> <th>Remark</th> </tr> <tr> <th>Freq</th> <th>Level</th> <th>Line</th> <th>Margin</th> <th>Level</th> <th>Factor</th> <th>Loss</th> <th>Factor</th> </tr> <tr> <th>MHz</th> <th>dBuV/m</th> <th>dBuV/m</th> <th>dB</th> <th>dBuV</th> <th>dB/m</th> <th>dB</th> <th>dB</th> </tr> </thead> <tbody> <tr> <td>1 5734.62</td> <td>57.06</td> <td>68.30</td> <td>-11.24</td> <td>43.02</td> <td>36.23</td> <td>10.04</td> <td>32.23</td> </tr> <tr> <td></td> <td></td> <td></td> <td></td> <td></td> <td></td> <td>100</td> <td>286 PEAK</td> </tr> </tbody> </table>	Limit	Read	Ant	Cable	Preamp	APos	TPos	Remark	Freq	Level	Line	Margin	Level	Factor	Loss	Factor	MHz	dBuV/m	dBuV/m	dB	dBuV	dB/m	dB	dB	1 5734.62	57.06	68.30	-11.24	43.02	36.23	10.04	32.23							100	286 PEAK	Blank
Limit	Read	Ant	Cable	Preamp	APos	TPos	Remark																																			
Freq	Level	Line	Margin	Level	Factor	Loss	Factor																																			
MHz	dBuV/m	dBuV/m	dB	dBuV	dB/m	dB	dB																																			
1 5734.62	57.06	68.30	-11.24	43.02	36.23	10.04	32.23																																			
						100	286 PEAK																																			



Mode	28																																																																																					
	Band Edge - L																																																																																					
	U-NII-2C_5.47-5.725_802.11ac VHT80_CH122_5610MHz																																																																																					
ANT	22																																																																																					
Pol.	Vertical	Fundamental																																																																																				
Peak	<table border="1"> <thead> <tr> <th>Limit</th> <th>Read</th> <th>Ant</th> <th>Cable</th> <th>Preamp</th> <th>APos</th> <th>TPos</th> <th>Remark</th> </tr> <tr> <th>Freq</th> <th>Level</th> <th>Line</th> <th>Margin</th> <th>Level</th> <th>Factor</th> <th>Loss</th> <th>Factor</th> </tr> <tr> <th>MHz</th> <th>dBuV/m</th> <th>dBuV/m</th> <th>dB</th> <th>dBuV</th> <th>dB/m</th> <th>dB</th> <th>dB</th> </tr> </thead> <tbody> <tr> <td>1</td> <td>5431.38</td> <td>52.74</td> <td>74.00</td> <td>-21.26</td> <td>39.23</td> <td>35.94</td> <td>9.67</td> <td>32.10</td> <td>379</td> <td>250</td> <td>PEAK</td> </tr> <tr> <td>2</td> <td>5467.26</td> <td>52.53</td> <td>68.30</td> <td>-15.77</td> <td>38.97</td> <td>35.92</td> <td>9.69</td> <td>32.05</td> <td>379</td> <td>250</td> <td>PEAK</td> </tr> </tbody> </table>	Limit	Read	Ant	Cable	Preamp	APos	TPos	Remark	Freq	Level	Line	Margin	Level	Factor	Loss	Factor	MHz	dBuV/m	dBuV/m	dB	dBuV	dB/m	dB	dB	1	5431.38	52.74	74.00	-21.26	39.23	35.94	9.67	32.10	379	250	PEAK	2	5467.26	52.53	68.30	-15.77	38.97	35.92	9.69	32.05	379	250	PEAK	<table border="1"> <thead> <tr> <th>Limit</th> <th>Read</th> <th>Ant</th> <th>Cable</th> <th>Preamp</th> <th>APos</th> <th>TPos</th> <th>Remark</th> </tr> <tr> <th>Freq</th> <th>Level</th> <th>Line</th> <th>Margin</th> <th>Level</th> <th>Factor</th> <th>Loss</th> <th>Factor</th> </tr> <tr> <th>MHz</th> <th>dBuV/m</th> <th>dBuV/m</th> <th>dB</th> <th>dBuV</th> <th>dB/m</th> <th>dB</th> <th>dB</th> </tr> </thead> <tbody> <tr> <td>1</td> <td>5610.00</td> <td>101.67</td> <td>-----</td> <td>-----</td> <td>87.96</td> <td>36.05</td> <td>9.77</td> <td>32.11</td> <td>379</td> <td>250</td> <td>PEAK</td> </tr> </tbody> </table>	Limit	Read	Ant	Cable	Preamp	APos	TPos	Remark	Freq	Level	Line	Margin	Level	Factor	Loss	Factor	MHz	dBuV/m	dBuV/m	dB	dBuV	dB/m	dB	dB	1	5610.00	101.67	-----	-----	87.96	36.05	9.77	32.11	379	250	PEAK
	Limit	Read	Ant	Cable	Preamp	APos	TPos	Remark																																																																														
Freq	Level	Line	Margin	Level	Factor	Loss	Factor																																																																															
MHz	dBuV/m	dBuV/m	dB	dBuV	dB/m	dB	dB																																																																															
1	5431.38	52.74	74.00	-21.26	39.23	35.94	9.67	32.10	379	250	PEAK																																																																											
2	5467.26	52.53	68.30	-15.77	38.97	35.92	9.69	32.05	379	250	PEAK																																																																											
Limit	Read	Ant	Cable	Preamp	APos	TPos	Remark																																																																															
Freq	Level	Line	Margin	Level	Factor	Loss	Factor																																																																															
MHz	dBuV/m	dBuV/m	dB	dBuV	dB/m	dB	dB																																																																															
1	5610.00	101.67	-----	-----	87.96	36.05	9.77	32.11	379	250	PEAK																																																																											
Avg	<table border="1"> <thead> <tr> <th>Limit</th> <th>Read</th> <th>Ant</th> <th>Cable</th> <th>Preamp</th> <th>APos</th> <th>TPos</th> <th>Remark</th> </tr> <tr> <th>Freq</th> <th>Level</th> <th>Line</th> <th>Margin</th> <th>Level</th> <th>Factor</th> <th>Loss</th> <th>Factor</th> </tr> <tr> <th>MHz</th> <th>dBuV/m</th> <th>dBuV/m</th> <th>dB</th> <th>dBuV</th> <th>dB/m</th> <th>dB</th> <th>dB</th> </tr> </thead> <tbody> <tr> <td>1</td> <td>5459.98</td> <td>43.73</td> <td>54.00</td> <td>-10.27</td> <td>30.18</td> <td>35.92</td> <td>9.69</td> <td>32.06</td> <td>379</td> <td>250</td> <td>AVERAGE</td> </tr> </tbody> </table>	Limit	Read	Ant	Cable	Preamp	APos	TPos	Remark	Freq	Level	Line	Margin	Level	Factor	Loss	Factor	MHz	dBuV/m	dBuV/m	dB	dBuV	dB/m	dB	dB	1	5459.98	43.73	54.00	-10.27	30.18	35.92	9.69	32.06	379	250	AVERAGE	<table border="1"> <thead> <tr> <th>Limit</th> <th>Read</th> <th>Ant</th> <th>Cable</th> <th>Preamp</th> <th>APos</th> <th>TPos</th> <th>Remark</th> </tr> <tr> <th>Freq</th> <th>Level</th> <th>Line</th> <th>Margin</th> <th>Level</th> <th>Factor</th> <th>Loss</th> <th>Factor</th> </tr> <tr> <th>MHz</th> <th>dBuV/m</th> <th>dBuV/m</th> <th>dB</th> <th>dBuV</th> <th>dB/m</th> <th>dB</th> <th>dB</th> </tr> </thead> <tbody> <tr> <td>1</td> <td>5610.00</td> <td>95.79</td> <td>-----</td> <td>-----</td> <td>82.04</td> <td>36.07</td> <td>9.80</td> <td>32.12</td> <td>379</td> <td>250</td> <td>AVERAGE</td> </tr> </tbody> </table>	Limit	Read	Ant	Cable	Preamp	APos	TPos	Remark	Freq	Level	Line	Margin	Level	Factor	Loss	Factor	MHz	dBuV/m	dBuV/m	dB	dBuV	dB/m	dB	dB	1	5610.00	95.79	-----	-----	82.04	36.07	9.80	32.12	379	250	AVERAGE												
Limit	Read	Ant	Cable	Preamp	APos	TPos	Remark																																																																															
Freq	Level	Line	Margin	Level	Factor	Loss	Factor																																																																															
MHz	dBuV/m	dBuV/m	dB	dBuV	dB/m	dB	dB																																																																															
1	5459.98	43.73	54.00	-10.27	30.18	35.92	9.69	32.06	379	250	AVERAGE																																																																											
Limit	Read	Ant	Cable	Preamp	APos	TPos	Remark																																																																															
Freq	Level	Line	Margin	Level	Factor	Loss	Factor																																																																															
MHz	dBuV/m	dBuV/m	dB	dBuV	dB/m	dB	dB																																																																															
1	5610.00	95.79	-----	-----	82.04	36.07	9.80	32.12	379	250	AVERAGE																																																																											





Mode	28																																		
	Band Edge - R																																		
	U-NII-2C_5.47-5.725_802.11ac VHT80_CH122_5610MHz																																		
ANT	22																																		
Pol.	Vertical	Fundamental																																	
Peak	<p>Date: 2024-03-20</p> <table border="1"> <thead> <tr> <th>Limit</th> <th>Read</th> <th>Ant</th> <th>Cable</th> <th>Preamp</th> <th>APos</th> <th>TPos</th> <th>Remark</th> </tr> <tr> <th>Freq</th> <th>Level</th> <th>Line</th> <th>Margin</th> <th>Level</th> <th>Factor</th> <th>Loss</th> <th>Factor</th> </tr> <tr> <th>MHz</th> <th>dBuV/m</th> <th>dBuV/m</th> <th>dB</th> <th>dBuV</th> <th>dB/m</th> <th>dB</th> <th>dB</th> </tr> </thead> <tbody> <tr> <td>1 5730.13</td> <td>55.16</td> <td>68.30</td> <td>-13.14</td> <td>41.14</td> <td>36.22</td> <td>10.03</td> <td>32.23</td> <td>379 250 PEAK</td> </tr> </tbody> </table>	Limit	Read	Ant	Cable	Preamp	APos	TPos	Remark	Freq	Level	Line	Margin	Level	Factor	Loss	Factor	MHz	dBuV/m	dBuV/m	dB	dBuV	dB/m	dB	dB	1 5730.13	55.16	68.30	-13.14	41.14	36.22	10.03	32.23	379 250 PEAK	Blank
Limit	Read	Ant	Cable	Preamp	APos	TPos	Remark																												
Freq	Level	Line	Margin	Level	Factor	Loss	Factor																												
MHz	dBuV/m	dBuV/m	dB	dBuV	dB/m	dB	dB																												
1 5730.13	55.16	68.30	-13.14	41.14	36.22	10.03	32.23	379 250 PEAK																											



Mode	29																																																																											
Mode	Band Edge																																																																											
Mode	Straddle channels_5.47-5.725_802.11a_CH144_5720MHz																																																																											
ANT	22																																																																											
Pol.	Horizontal	Fundamental																																																																										
Peak	Blank	<table border="1"> <thead> <tr> <th>Peak</th> <th>Freq</th> <th>Level</th> <th>Limit</th> <th>Line</th> <th>Margin</th> <th>Read</th> <th>Ant</th> <th>Cable</th> <th>Preamp</th> <th>APos</th> <th>TPos</th> <th>Remark</th> </tr> <tr> <th></th> <th>MHz</th> <th>dBuV/m</th> <th>dBuV/m</th> <th>dB</th> <th>dB</th> <th>dBuV</th> <th>dB/m</th> <th>dB</th> <th>dB</th> <th>cm</th> <th>deg</th> <th></th> </tr> </thead> <tbody> <tr> <td>1</td> <td>5456.15</td> <td>51.37</td> <td>74.00</td> <td>-22.63</td> <td>38.36</td> <td>35.93</td> <td>9.69</td> <td>32.61</td> <td>384</td> <td>43</td> <td>Peak</td> </tr> <tr> <td>2</td> <td>5467.15</td> <td>50.08</td> <td>68.30</td> <td>-18.22</td> <td>37.08</td> <td>35.92</td> <td>9.69</td> <td>32.61</td> <td>384</td> <td>43</td> <td>Peak</td> </tr> <tr> <td>3</td> <td>5720.00</td> <td>107.62</td> <td>-----</td> <td>-----</td> <td>94.09</td> <td>36.21</td> <td>10.01</td> <td>32.69</td> <td>384</td> <td>43</td> <td>Peak</td> </tr> <tr> <td>4</td> <td>5887.90</td> <td>52.47</td> <td>68.30</td> <td>-15.83</td> <td>38.43</td> <td>36.44</td> <td>10.36</td> <td>32.76</td> <td>384</td> <td>43</td> <td>Peak</td> </tr> </tbody> </table>	Peak	Freq	Level	Limit	Line	Margin	Read	Ant	Cable	Preamp	APos	TPos	Remark		MHz	dBuV/m	dBuV/m	dB	dB	dBuV	dB/m	dB	dB	cm	deg		1	5456.15	51.37	74.00	-22.63	38.36	35.93	9.69	32.61	384	43	Peak	2	5467.15	50.08	68.30	-18.22	37.08	35.92	9.69	32.61	384	43	Peak	3	5720.00	107.62	-----	-----	94.09	36.21	10.01	32.69	384	43	Peak	4	5887.90	52.47	68.30	-15.83	38.43	36.44	10.36	32.76	384	43	Peak
Peak	Freq	Level	Limit	Line	Margin	Read	Ant	Cable	Preamp	APos	TPos	Remark																																																																
	MHz	dBuV/m	dBuV/m	dB	dB	dBuV	dB/m	dB	dB	cm	deg																																																																	
1	5456.15	51.37	74.00	-22.63	38.36	35.93	9.69	32.61	384	43	Peak																																																																	
2	5467.15	50.08	68.30	-18.22	37.08	35.92	9.69	32.61	384	43	Peak																																																																	
3	5720.00	107.62	-----	-----	94.09	36.21	10.01	32.69	384	43	Peak																																																																	
4	5887.90	52.47	68.30	-15.83	38.43	36.44	10.36	32.76	384	43	Peak																																																																	
AVG	Blank	<table border="1"> <thead> <tr> <th>Peak</th> <th>Freq</th> <th>Level</th> <th>Limit</th> <th>Line</th> <th>Margin</th> <th>Read</th> <th>Ant</th> <th>Cable</th> <th>Preamp</th> <th>APos</th> <th>TPos</th> <th>Remark</th> </tr> <tr> <th></th> <th>MHz</th> <th>dBuV/m</th> <th>dBuV/m</th> <th>dB</th> <th>dB</th> <th>dBuV</th> <th>dB/m</th> <th>dB</th> <th>dB</th> <th>cm</th> <th>deg</th> <th></th> </tr> </thead> <tbody> <tr> <td>1</td> <td>5459.45</td> <td>42.03</td> <td>54.00</td> <td>-11.97</td> <td>29.03</td> <td>35.92</td> <td>9.69</td> <td>32.61</td> <td>384</td> <td>43</td> <td>Peak</td> </tr> <tr> <td>2</td> <td>5720.00</td> <td>100.48</td> <td>-----</td> <td>-----</td> <td>86.95</td> <td>36.21</td> <td>10.01</td> <td>32.69</td> <td>384</td> <td>43</td> <td>Average</td> </tr> </tbody> </table>	Peak	Freq	Level	Limit	Line	Margin	Read	Ant	Cable	Preamp	APos	TPos	Remark		MHz	dBuV/m	dBuV/m	dB	dB	dBuV	dB/m	dB	dB	cm	deg		1	5459.45	42.03	54.00	-11.97	29.03	35.92	9.69	32.61	384	43	Peak	2	5720.00	100.48	-----	-----	86.95	36.21	10.01	32.69	384	43	Average																								
Peak	Freq	Level	Limit	Line	Margin	Read	Ant	Cable	Preamp	APos	TPos	Remark																																																																
	MHz	dBuV/m	dBuV/m	dB	dB	dBuV	dB/m	dB	dB	cm	deg																																																																	
1	5459.45	42.03	54.00	-11.97	29.03	35.92	9.69	32.61	384	43	Peak																																																																	
2	5720.00	100.48	-----	-----	86.95	36.21	10.01	32.69	384	43	Average																																																																	