

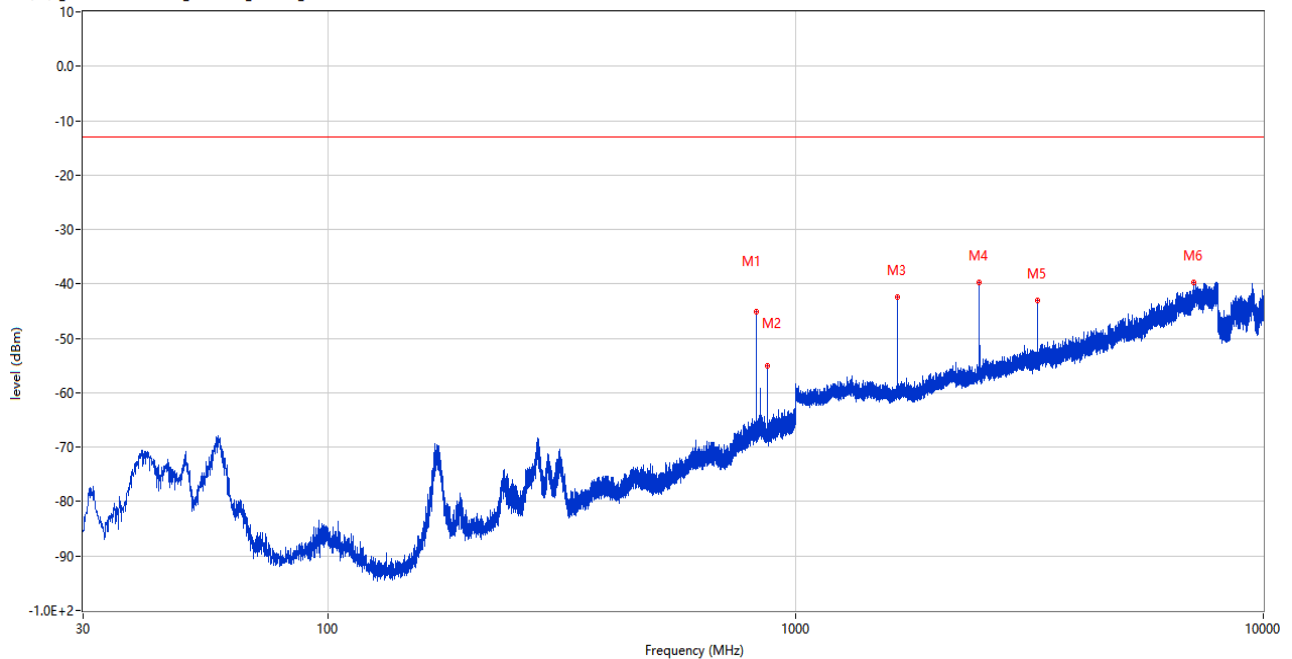
A.7 Field Strength of Spurious Radiation

1. GSM

1.1 GSM 850

Band:GSM850,Channel:Low range

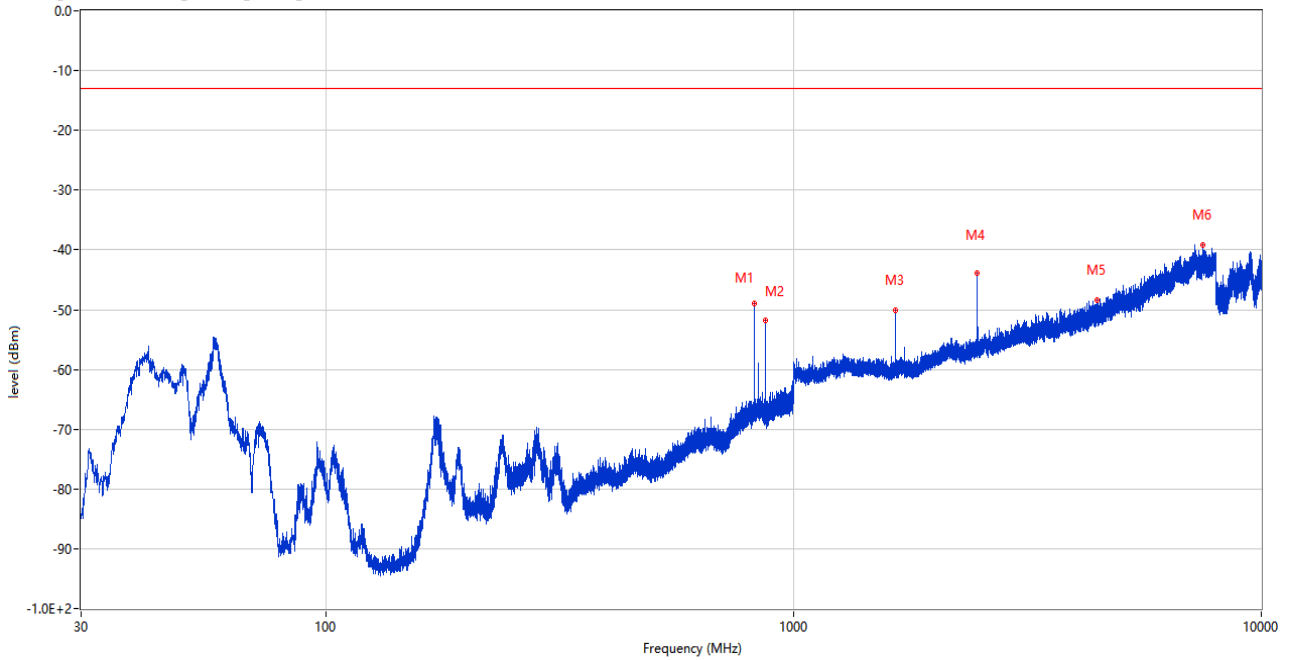
RSE (RF) _FCC PART22&24&27_GSM 850_814-849_30MHz-10GHz



Frequency (MHz)	Result (dBm)	Factor (dB)	Limit (dBm)	Margin (dB)	Table (o)	ANT	EUT	Verdict
824.284	-45.15	4.01	-13.0	32.15	360.00	Horizontal	Horizontal	N/A
869.196	-54.98	3.41	-13.0	41.98	6.00	Horizontal	Horizontal	N/A
1649.300	-42.43	-5.95	-13.0	29.43	267.00	Horizontal	Horizontal	Pass
2473.600	-39.70	-1.45	-13.0	26.70	20.00	Horizontal	Horizontal	Pass
3297.750	-42.98	4.14	-13.0	29.98	18.00	Horizontal	Horizontal	Pass
7097.250	-39.68	13.39	-13.0	26.68	153.00	Horizontal	Horizontal	Pass

Band:GSM850,Channel:Low range

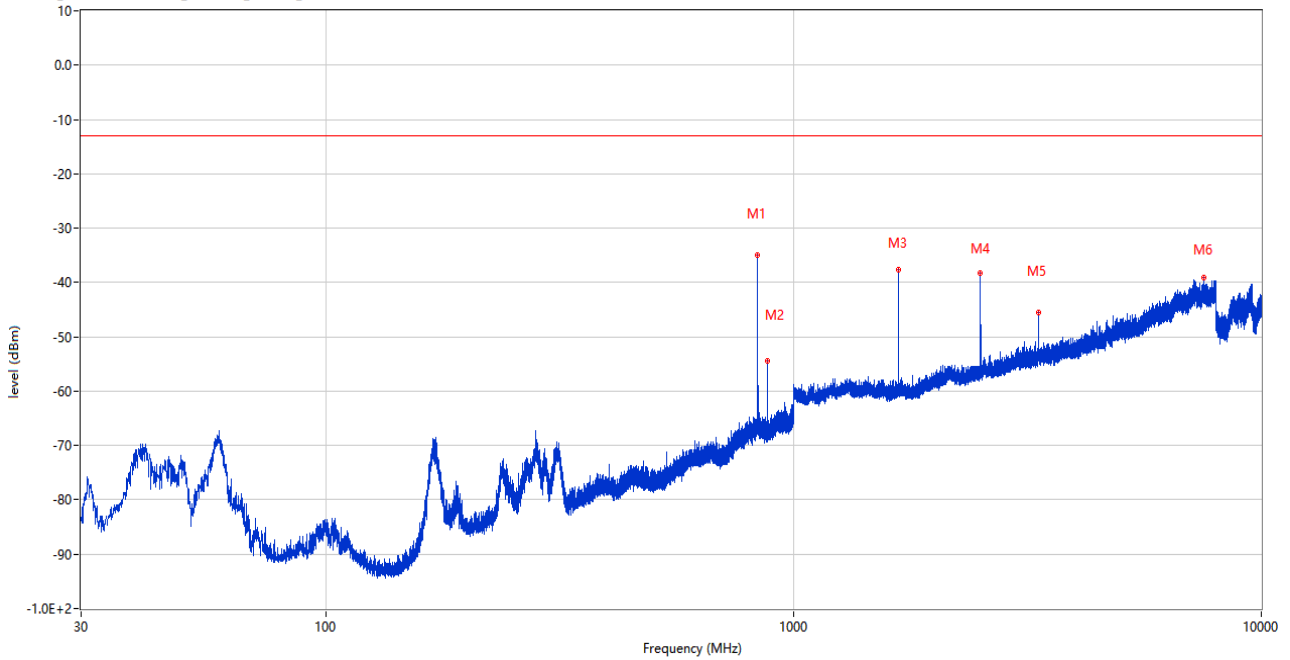
RSE (RF) _FCC PART22&24&27_GSM 850_814-849_30MHz-10GHz



Frequency (MHz)	Result (dBm)	Factor (dB)	Limit (dBm)	Margin (dB)	Table (o)	ANT	EUT	Verdict
824.188	-49.04	4.00	-13.0	36.04	127.00	Vertical	Horizontal	N/A
869.147	-51.80	3.40	-13.0	38.80	185.00	Vertical	Horizontal	N/A
1649.200	-50.04	-5.95	-13.0	37.04	73.00	Vertical	Horizontal	Pass
2473.200	-43.94	-1.50	-13.0	30.94	179.00	Vertical	Horizontal	Pass
4452.250	-48.34	7.41	-13.0	35.34	14.00	Vertical	Horizontal	Pass
7512.500	-39.14	13.86	-13.0	26.14	104.00	Vertical	Horizontal	Pass

Band:GSM850,Channel:Mid range

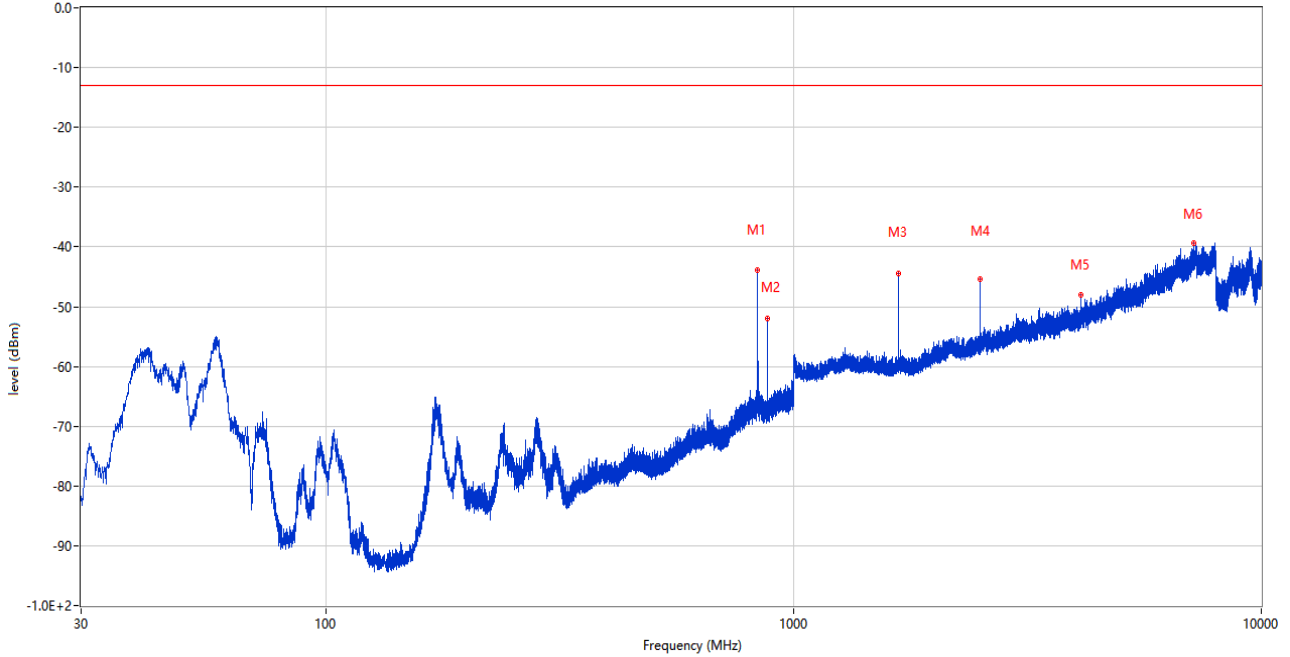
RSE (RF) _FCC PART22&24&27_GSM 850_814-849_30MHz-10GHz



Frequency (MHz)	Result (dBm)	Factor (dB)	Limit (dBm)	Margin (dB)	Table (o)	ANT	EUT	Verdict
836.652	-34.94	4.59	-13.0	21.94	345.00	Horizontal	Horizontal	N/A
881.660	-54.45	3.60	-13.0	41.45	21.00	Horizontal	Horizontal	N/A
1674.000	-37.59	-5.43	-13.0	24.59	268.00	Horizontal	Horizontal	Pass
2510.800	-38.28	-1.30	-13.0	25.28	18.00	Horizontal	Horizontal	Pass
3347.250	-45.50	4.16	-13.0	32.50	309.00	Horizontal	Horizontal	Pass
7524.500	-39.01	13.90	-13.0	26.01	166.00	Horizontal	Horizontal	Pass

Band:GSM850,Channel:Mid range

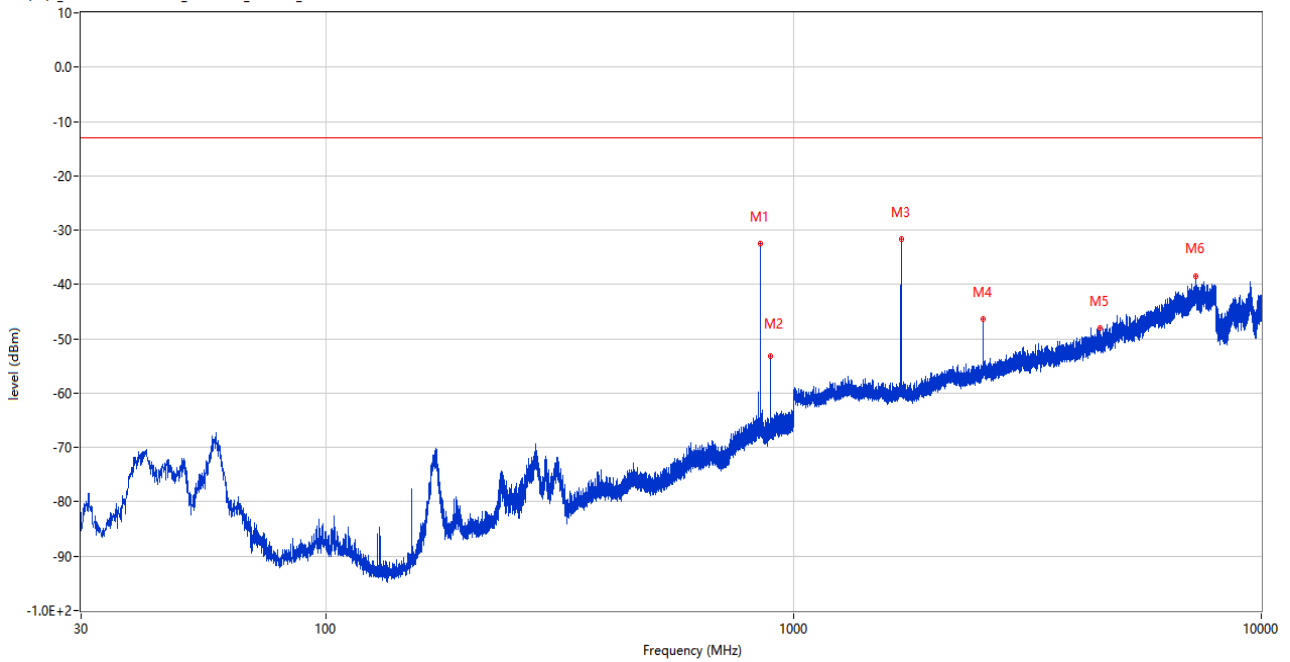
RSE (RF) _FCC PART22&24&27_GSM 850_814-849_30MHz-10GHz



Frequency (MHz)	Result (dBm)	Factor (dB)	Limit (dBm)	Margin (dB)	Table (o)	ANT	EUT	Verdict
836.604	-43.82	4.59	-13.0	30.82	131.00	Vertical	Horizontal	N/A
881.660	-51.94	3.60	-13.0	38.94	189.00	Vertical	Horizontal	N/A
1673.900	-44.46	-5.42	-13.0	31.46	74.00	Vertical	Horizontal	Pass
2510.600	-45.44	-1.28	-13.0	32.44	274.00	Vertical	Horizontal	Pass
4110.500	-47.98	6.46	-13.0	34.98	328.00	Vertical	Horizontal	Pass
7172.000	-39.38	14.33	-13.0	26.38	244.00	Vertical	Horizontal	Pass

Band:GSM850,Channel:High range

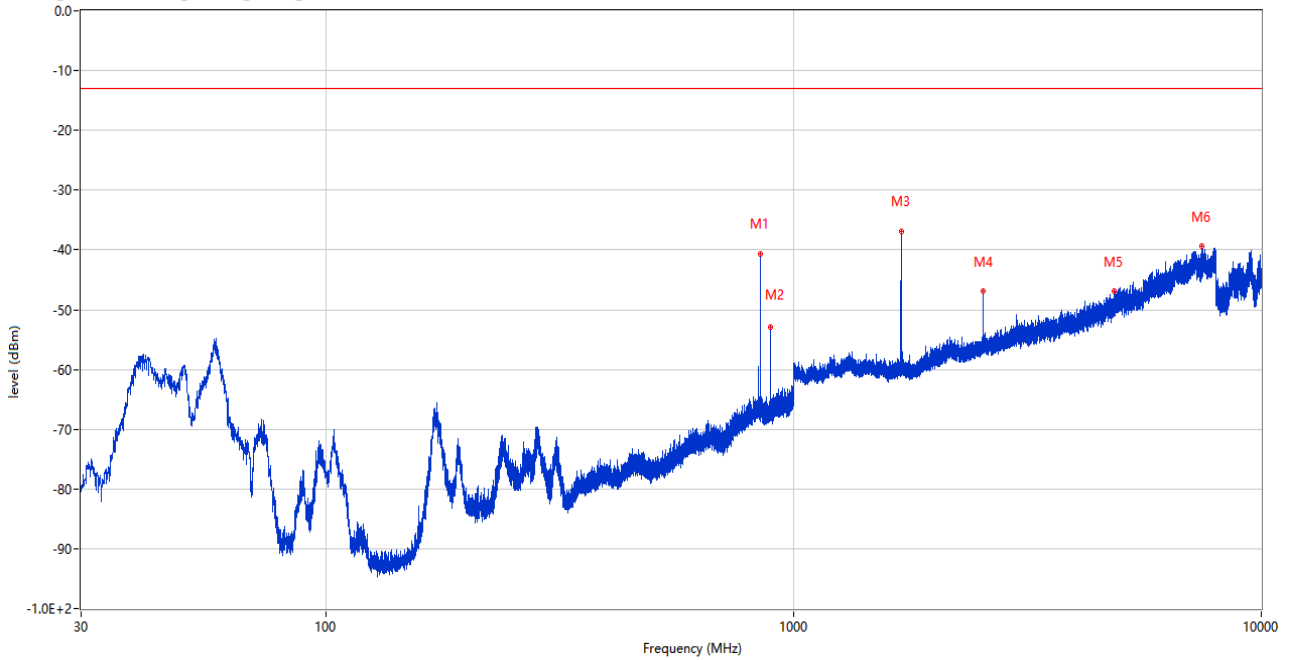
RSE (RF) _FCC PART22&24&27_GSM 850_814-849_30MHz-10GHz



Frequency (MHz)	Result (dBm)	Factor (dB)	Limit (dBm)	Margin (dB)	Table (o)	ANT	EUT	Verdict
848.874	-32.49	4.49	-13.0	19.49	3.00	Horizontal	Horizontal	N/A
893.785	-53.10	3.93	-13.0	40.10	222.00	Horizontal	Horizontal	N/A
1698.300	-31.68	-4.87	-13.0	18.68	30.00	Horizontal	Horizontal	Pass
2547.200	-46.39	-0.50	-13.0	33.39	65.00	Horizontal	Horizontal	Pass
4511.000	-47.99	7.84	-13.0	34.99	360.00	Horizontal	Horizontal	Pass
7237.750	-38.38	14.95	-13.0	25.38	263.00	Horizontal	Horizontal	Pass

Band:GSM850,Channel:High range

RSE (RF) _FCC PART22&24&27_GSM 850_814-849_30MHz-10GHz

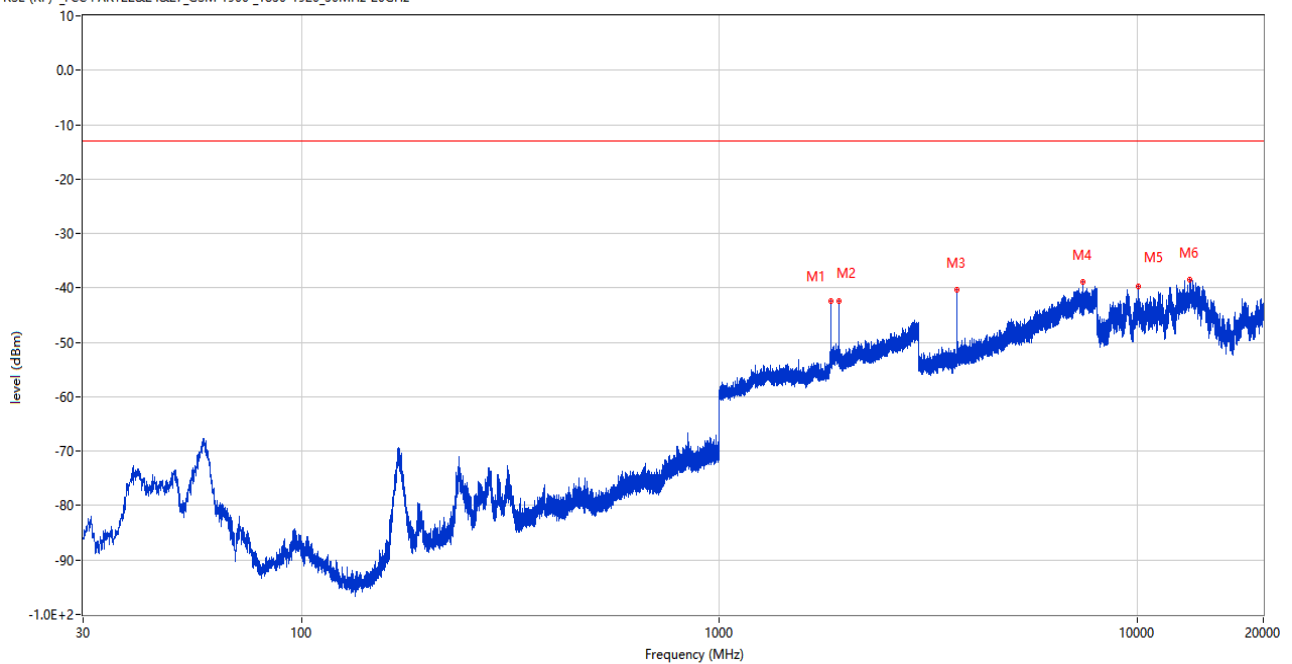


Frequency (MHz)	Result (dBm)	Factor (dB)	Limit (dBm)	Margin (dB)	Table (o)	ANT	EUT	Verdict
848.825	-40.69	4.49	-13.0	27.69	97.00	Vertical	Horizontal	N/A
893.833	-52.86	3.93	-13.0	39.86	185.00	Vertical	Horizontal	N/A
1698.500	-36.86	-4.88	-13.0	23.86	76.00	Vertical	Horizontal	Pass
2546.800	-46.88	-0.46	-13.0	33.88	177.00	Vertical	Horizontal	Pass
4836.250	-46.92	7.94	-13.0	33.92	332.00	Vertical	Horizontal	Pass
7472.250	-39.39	14.68	-13.0	26.39	354.00	Vertical	Horizontal	Pass

1.2 GSM 1900

Band:GSM1900,Channel:Low range

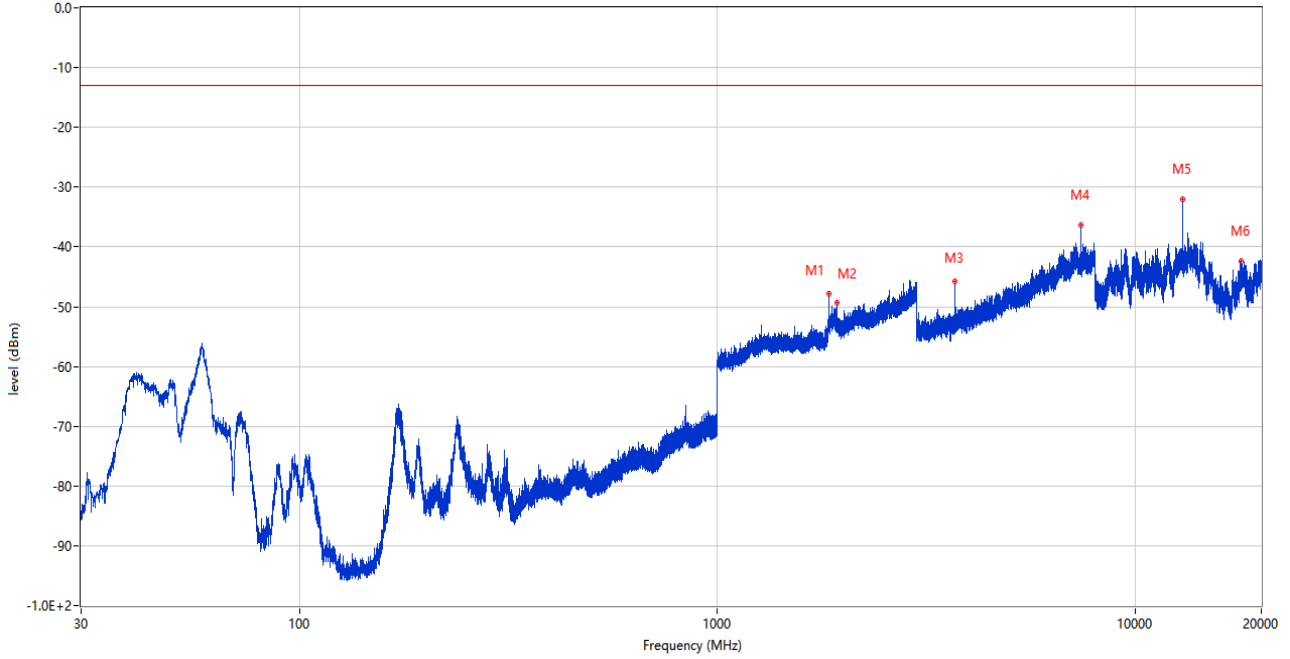
RSE (RF) _FCC PART22&24&27_GSM 1900_1830-1920_30MHz-20GHz



Frequency (MHz)	Result (dBm)	Factor (dB)	Limit (dBm)	Margin (dB)	Table (o)	ANT	EUT	Verdict
1850.900	-42.41	1.91	-13.0	29.41	283.00	Horizontal	Horizontal	N/A
1931.100	-42.39	2.11	-13.0	29.39	243.00	Horizontal	Horizontal	N/A
3701.000	-40.44	5.15	-13.0	27.44	18.00	Horizontal	Horizontal	Pass
7401.250	-38.95	14.02	-13.0	25.95	1.00	Horizontal	Horizontal	Pass
10061.500	-39.77	13.80	-13.0	26.77	139.00	Horizontal	Horizontal	Pass
13370.963	-38.45	16.73	-13.0	25.45	349.00	Horizontal	Horizontal	Pass

Band:GSM1900,Channel:Low range

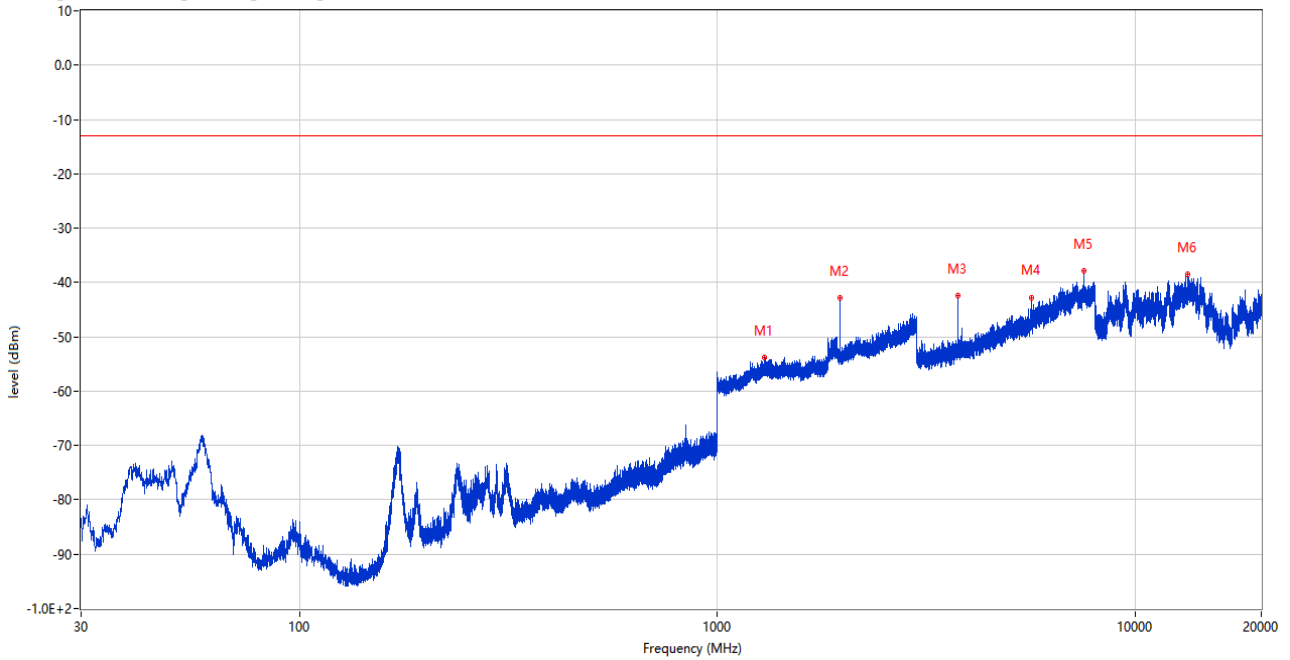
RSE (RF) _FCC PART22&24&27_GSM 1900_1830-1920_30MHz-20GHz



Frequency (MHz)	Result (dBm)	Factor (dB)	Limit (dBm)	Margin (dB)	Table (o)	ANT	EUT	Verdict
1850.900	-47.89	1.91	-13.0	34.89	226.00	Vertical	Horizontal	N/A
1931.000	-49.39	2.12	-13.0	36.39	195.00	Vertical	Horizontal	N/A
3701.250	-45.70	5.16	-13.0	32.70	187.00	Vertical	Horizontal	Pass
7401.250	-36.32	14.02	-13.0	23.32	1.00	Vertical	Horizontal	Pass
12951.187	-31.99	15.10	-13.0	18.99	74.00	Vertical	Horizontal	Pass
17939.913	-42.32	13.40	-13.0	29.32	0.00	Vertical	Horizontal	Pass

Band:GSM1900,Channel:Mid range

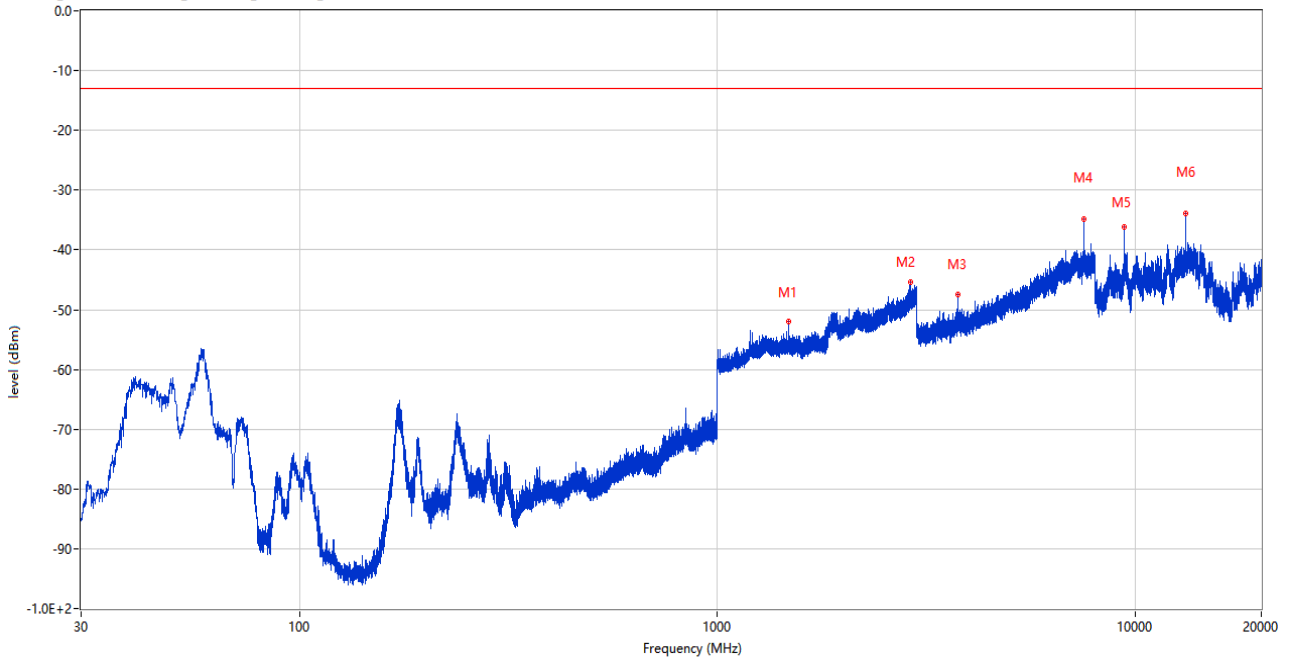
RSE (RF) _FCC PART22&24&27_GSM 1900_1830-1920_30MHz-20GHz



Frequency (MHz)	Result (dBm)	Factor (dB)	Limit (dBm)	Margin (dB)	Table (o)	ANT	EUT	Verdict
1296.900	-53.82	-1.11	-13.0	40.82	69.00	Horizontal	Horizontal	Pass
1960.700	-42.90	0.94	-13.0	29.90	225.00	Horizontal	Horizontal	N/A
3760.750	-42.48	6.00	-13.0	29.48	302.00	Horizontal	Horizontal	Pass
5640.250	-42.89	9.94	-13.0	29.89	145.00	Horizontal	Horizontal	Pass
7521.000	-37.81	13.96	-13.0	24.81	51.00	Horizontal	Horizontal	Pass
13366.250	-38.53	16.74	-13.0	25.53	62.00	Horizontal	Horizontal	Pass

Band:GSM1900,Channel:Mid range

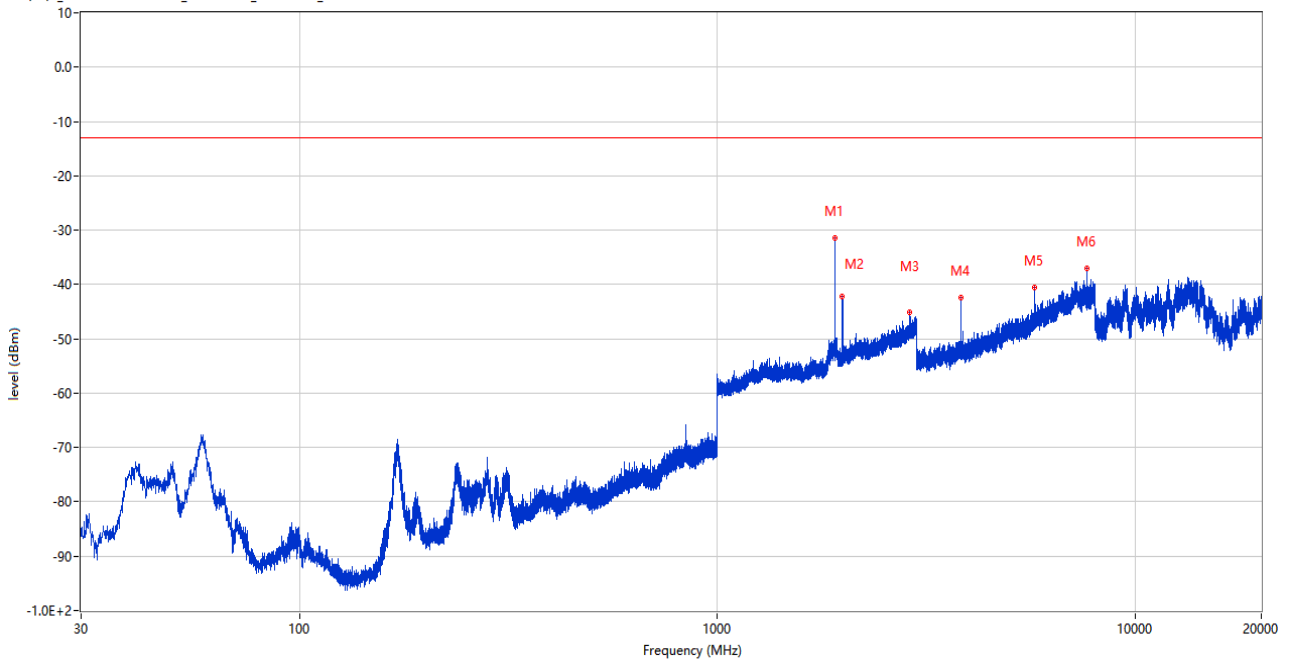
RSE (RF) _FCC PART22&24&27_GSM 1900_1830-1920_30MHz-20GHz



Frequency (MHz)	Result (dBm)	Factor (dB)	Limit (dBm)	Margin (dB)	Table (o)	ANT	EUT	Verdict
1477.800	-52.01	-1.51	-13.0	39.01	191.00	Vertical	Horizontal	Pass
2891.300	-45.40	9.55	-13.0	32.40	14.00	Vertical	Horizontal	Pass
3760.750	-47.37	6.00	-13.0	34.37	178.00	Vertical	Horizontal	Pass
7520.250	-34.79	13.94	-13.0	21.79	360.00	Vertical	Horizontal	Pass
9401.012	-36.16	13.38	-13.0	23.16	351.00	Vertical	Horizontal	Pass
13159.625	-33.93	15.30	-13.0	20.93	29.00	Vertical	Horizontal	Pass

Band:GSM1900,Channel:High range

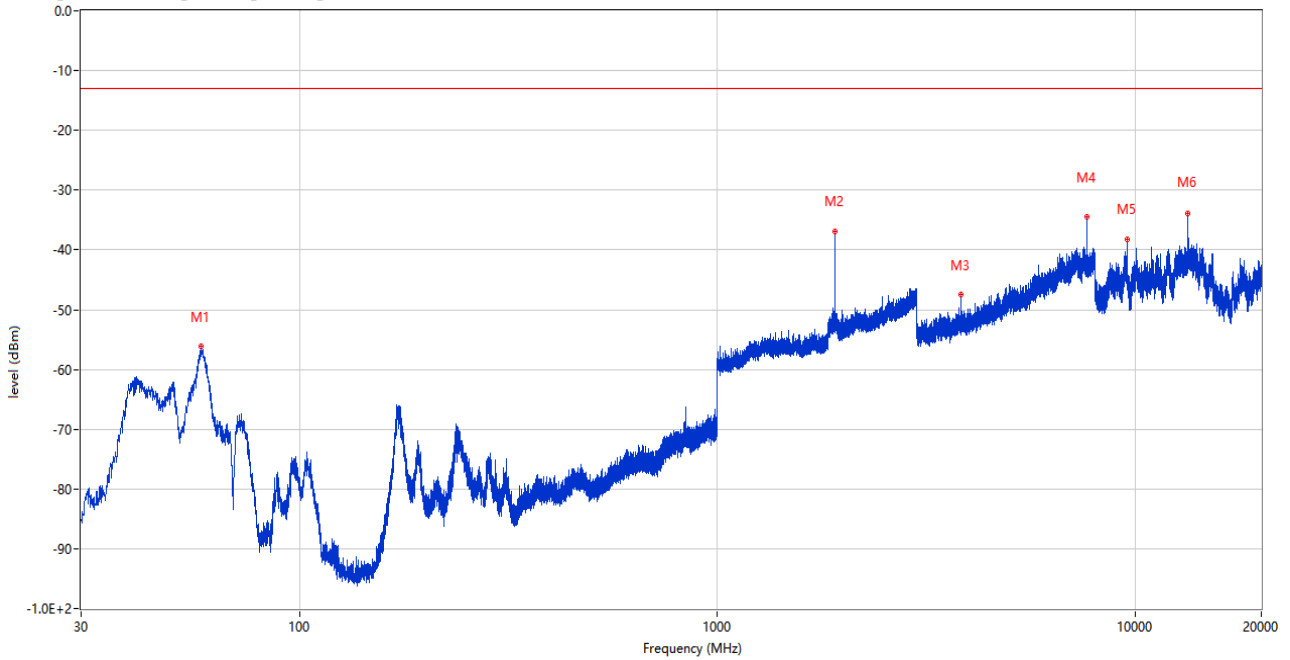
RSE (RF) _FCC PART22&24&27_GSM 1900_1830-1920_30MHz-20GHz



Frequency (MHz)	Result (dBm)	Factor (dB)	Limit (dBm)	Margin (dB)	Table (o)	ANT	EUT	Verdict
1910.600	-31.37	2.84	-13.0	18.37	297.00	Horizontal	Horizontal	N/A
1990.500	-42.21	0.93	-13.0	29.21	221.00	Horizontal	Horizontal	N/A
2887.800	-45.12	9.02	-13.0	32.12	297.00	Horizontal	Horizontal	Pass
3820.500	-42.49	5.47	-13.0	29.49	223.00	Horizontal	Horizontal	Pass
5730.000	-40.59	9.93	-13.0	27.59	177.00	Horizontal	Horizontal	Pass
7639.500	-37.11	13.59	-13.0	24.11	42.00	Horizontal	Horizontal	Pass

Band:GSM1900,Channel:High range

RSE (RF) _FCC PART22&24&27_GSM 1900_1830-1920_30MHz-20GHz



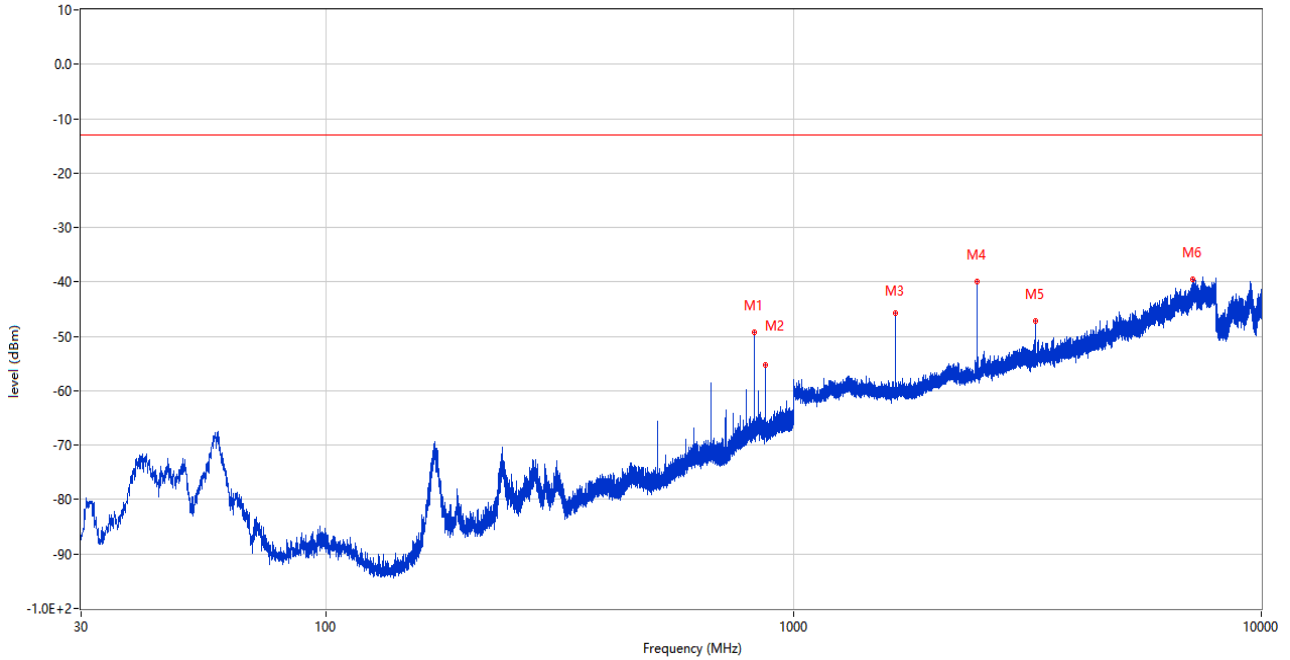
Frequency (MHz)	Result (dBm)	Factor (dB)	Limit (dBm)	Margin (dB)	Table (o)	ANT	EUT	Verdict
58.081	-56.21	-17.51	-13.0	43.21	90.00	Vertical	Horizontal	Pass
1910.500	-36.84	2.84	-13.0	23.84	160.00	Vertical	Horizontal	N/A
3820.500	-47.54	5.47	-13.0	34.54	35.00	Vertical	Horizontal	Pass
7640.000	-34.43	13.59	-13.0	21.43	1.00	Vertical	Horizontal	Pass
9549.688	-38.16	13.32	-13.0	25.16	3.00	Vertical	Horizontal	Pass
13368.787	-33.85	16.74	-13.0	20.85	305.00	Vertical	Horizontal	Pass

2. EGPRS

2.1 EGPRS 850

Band:EGPRS850,Channel:Low range

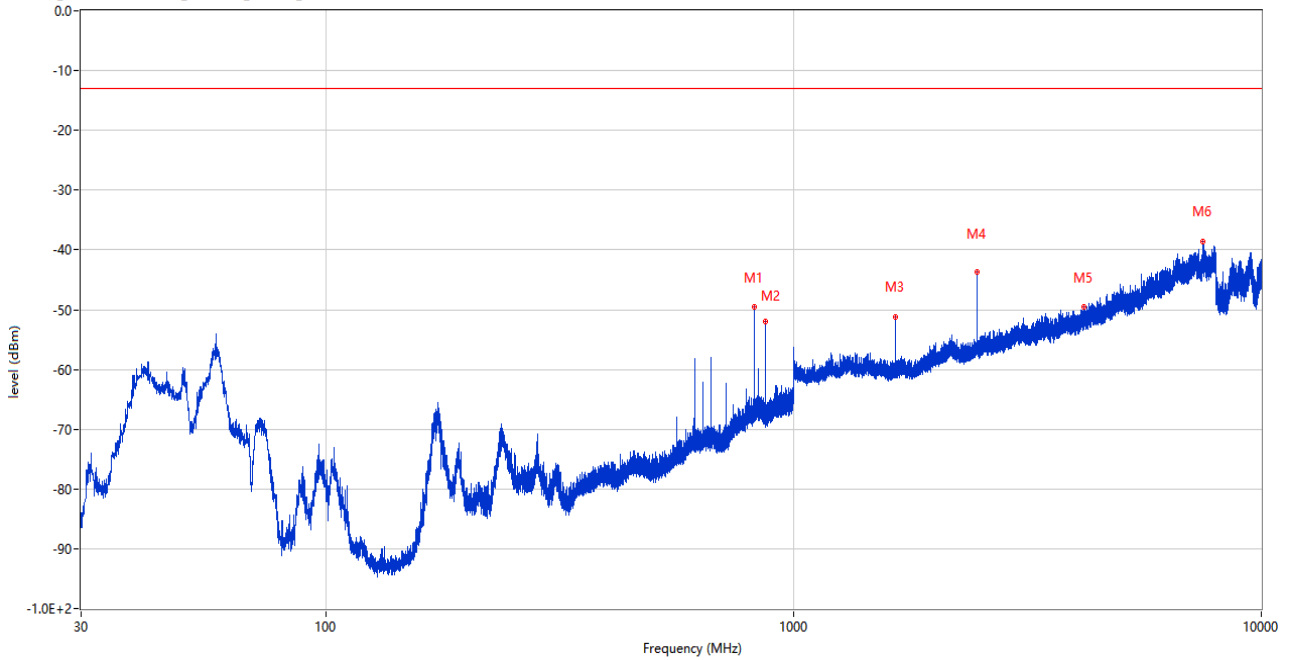
RSE (RF) _FCC PART22&24&27_GSM 850_814-849_30MHz-10GHz



Frequency (MHz)	Result (dBm)	Factor (dB)	Limit (dBm)	Margin (dB)	Table (o)	ANT	EUT	Verdict
824.236	-49.21	4.01	-13.0	36.21	3.00	Horizontal	Horizontal	N/A
869.244	-55.19	3.41	-13.0	42.19	1.00	Horizontal	Horizontal	N/A
1649.200	-45.76	-5.95	-13.0	32.76	307.00	Horizontal	Horizontal	Pass
2473.500	-40.00	-1.46	-13.0	27.00	302.00	Horizontal	Horizontal	Pass
3297.500	-47.12	4.13	-13.0	34.12	10.00	Horizontal	Horizontal	Pass
7139.250	-39.46	14.02	-13.0	26.46	169.00	Horizontal	Horizontal	Pass

Band:EGPRS850,Channel:Low range

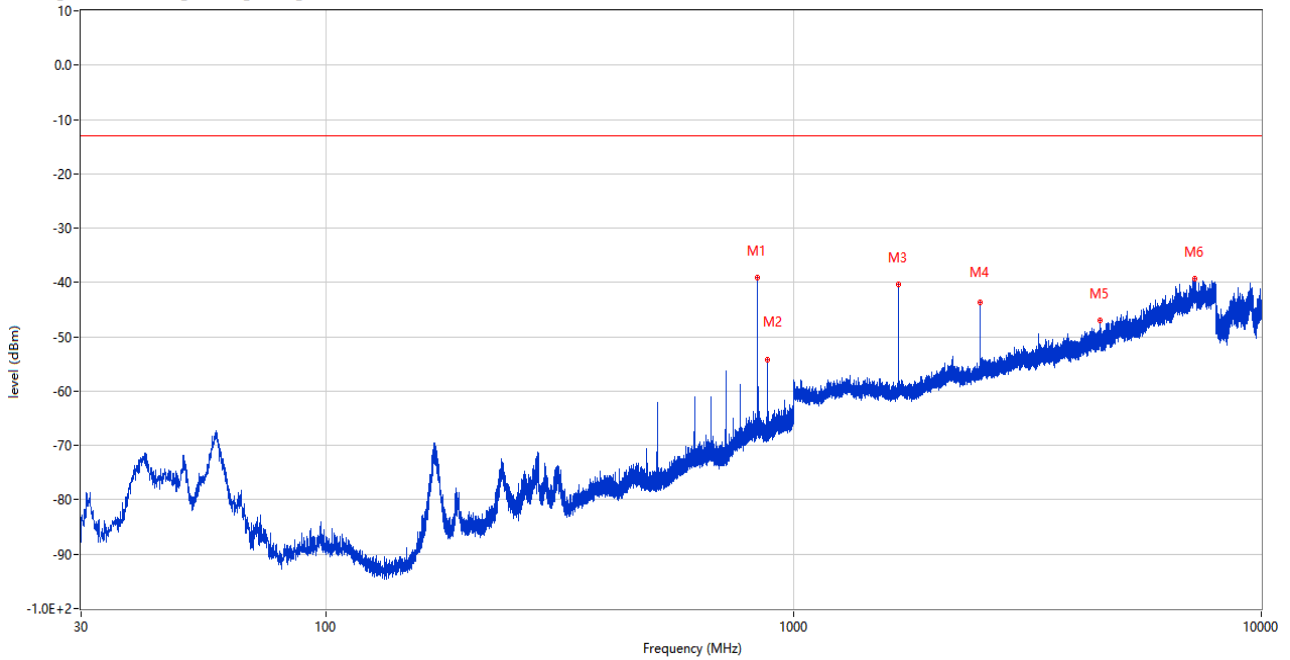
RSE (RF) _FCC PART22&24&27_GSM 850_814-849_30MHz-10GHz



Frequency (MHz)	Result (dBm)	Factor (dB)	Limit (dBm)	Margin (dB)	Table (o)	ANT	EUT	Verdict
824.236	-49.57	4.01	-13.0	36.57	122.00	Vertical	Horizontal	N/A
869.244	-51.95	3.41	-13.0	38.95	200.00	Vertical	Horizontal	N/A
1649.500	-51.20	-5.96	-13.0	38.20	49.00	Vertical	Horizontal	Pass
2473.300	-43.78	-1.49	-13.0	30.78	175.00	Vertical	Horizontal	Pass
4185.000	-49.55	7.11	-13.0	36.55	208.00	Vertical	Horizontal	Pass
7518.250	-38.52	14.02	-13.0	25.52	12.00	Vertical	Horizontal	Pass

Band:EGPRS850,Channel:Mid range

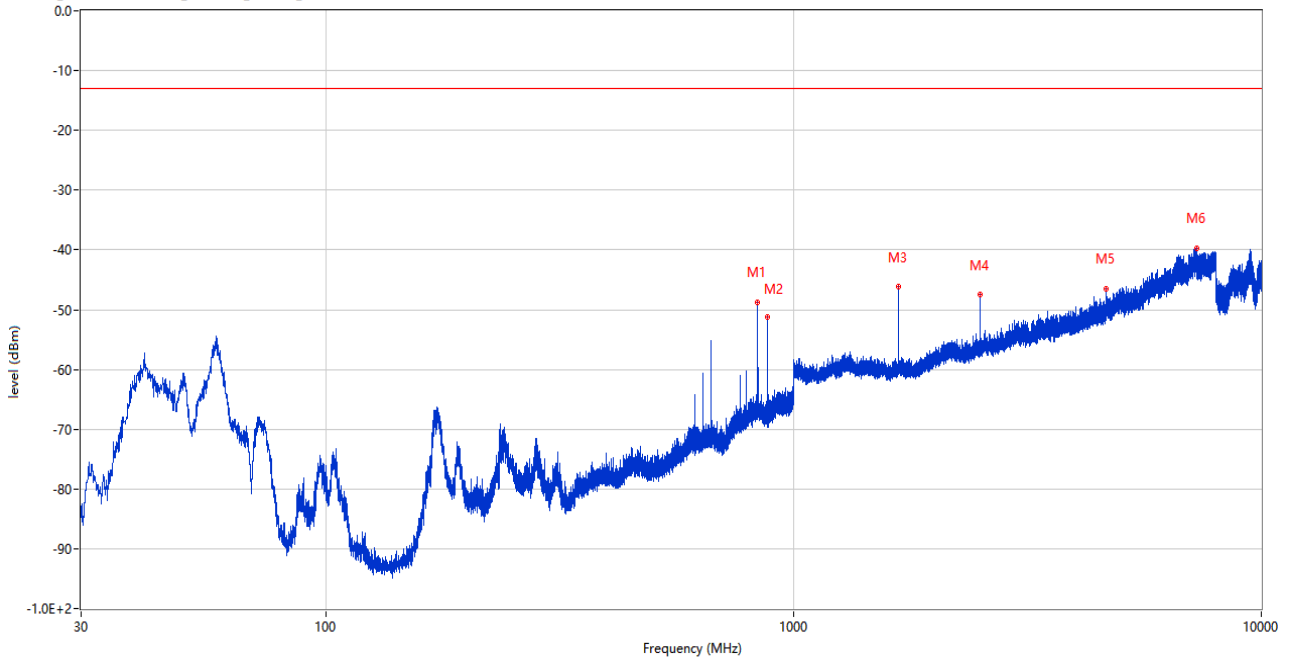
RSE (RF) _FCC PART22&24&27_GSM 850_814-849_30MHz-10GHz



Frequency (MHz)	Result (dBm)	Factor (dB)	Limit (dBm)	Margin (dB)	Table (o)	ANT	EUT	Verdict
836.604	-39.12	4.59	-13.0	26.12	325.00	Horizontal	Horizontal	N/A
881.563	-54.23	3.61	-13.0	41.23	11.00	Horizontal	Horizontal	N/A
1674.200	-40.37	-5.44	-13.0	27.37	289.00	Horizontal	Horizontal	Pass
2510.600	-43.73	-1.28	-13.0	30.73	300.00	Horizontal	Horizontal	Pass
4526.250	-47.01	8.02	-13.0	34.01	179.00	Horizontal	Horizontal	Pass
7201.500	-39.40	14.05	-13.0	26.40	353.00	Horizontal	Horizontal	Pass

Band:EGPRS850,Channel:Mid range

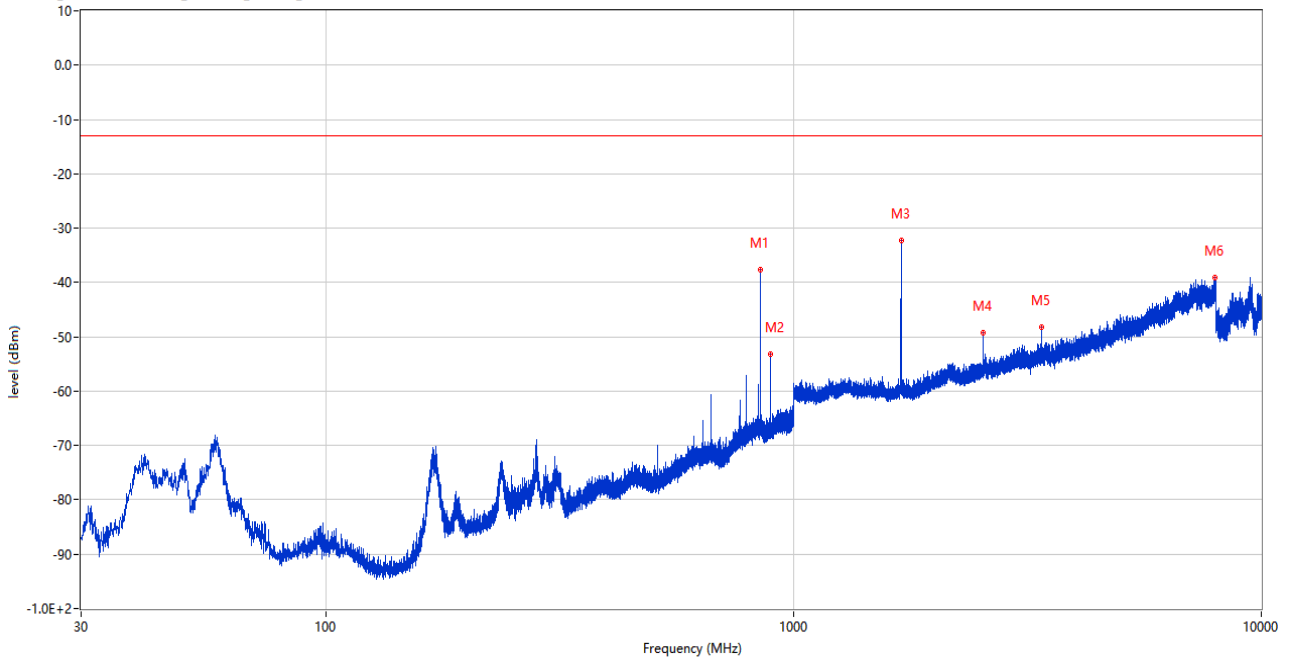
RSE (RF) _FCC PART22&24&27_GSM 850_814-849_30MHz-10GHz



Frequency (MHz)	Result (dBm)	Factor (dB)	Limit (dBm)	Margin (dB)	Table (o)	ANT	EUT	Verdict
836.604	-48.76	4.59	-13.0	35.76	243.00	Vertical	Horizontal	N/A
881.612	-51.31	3.61	-13.0	38.31	192.00	Vertical	Horizontal	N/A
1673.900	-46.18	-5.42	-13.0	33.18	77.00	Vertical	Horizontal	Pass
2510.700	-47.50	-1.29	-13.0	34.50	304.00	Vertical	Horizontal	Pass
4656.500	-46.47	7.70	-13.0	33.47	112.00	Vertical	Horizontal	Pass
7263.250	-39.69	14.45	-13.0	26.69	75.00	Vertical	Horizontal	Pass

Band:EGPRS850,Channel:High range

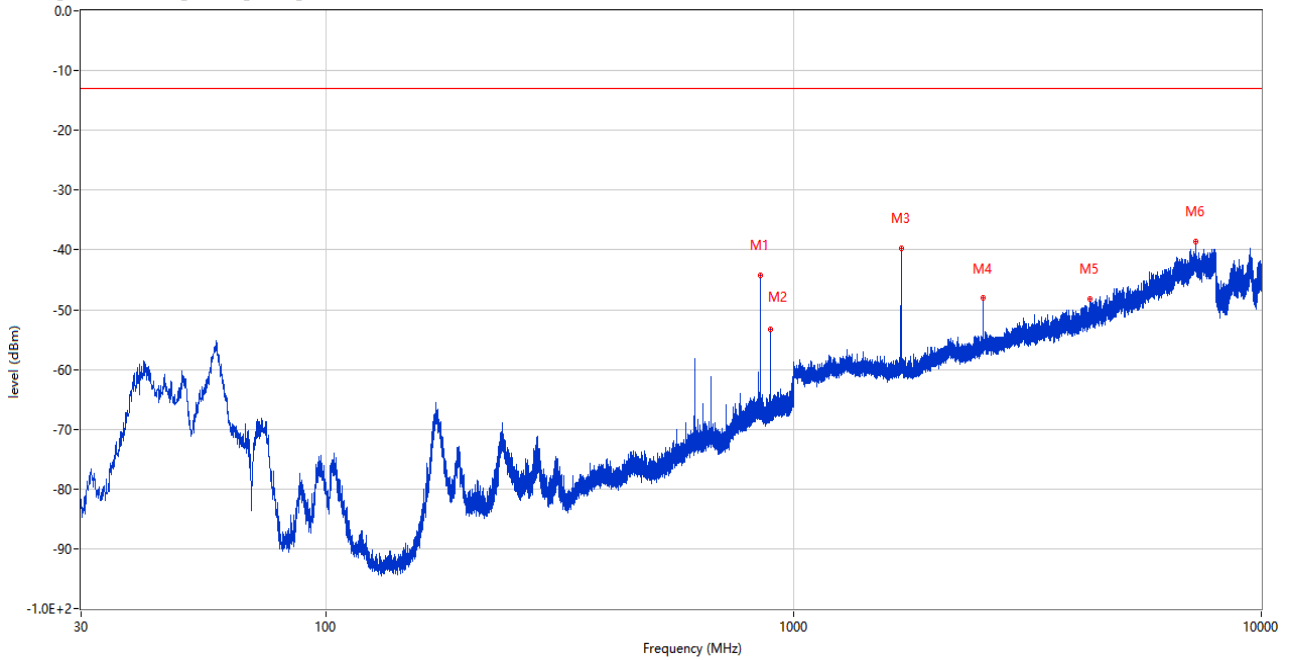
RSE (RF) _FCC PART22&24&27_GSM 850_814-849_30MHz-10GHz



Frequency (MHz)	Result (dBm)	Factor (dB)	Limit (dBm)	Margin (dB)	Table (o)	ANT	EUT	Verdict
848.825	-37.58	4.49	-13.0	24.58	13.00	Horizontal	Horizontal	N/A
893.833	-53.21	3.93	-13.0	40.21	1.00	Horizontal	Horizontal	N/A
1698.500	-32.28	-4.88	-13.0	19.28	27.00	Horizontal	Horizontal	Pass
2547.000	-49.30	-0.48	-13.0	36.30	53.00	Horizontal	Horizontal	Pass
3396.000	-48.23	4.56	-13.0	35.23	288.00	Horizontal	Horizontal	Pass
7955.750	-39.08	14.75	-13.0	26.08	51.00	Horizontal	Horizontal	Pass

Band:EGPRS850,Channel:High range

RSE (RF) _FCC PART22&24&27_GSM 850_814-849_30MHz-10GHz

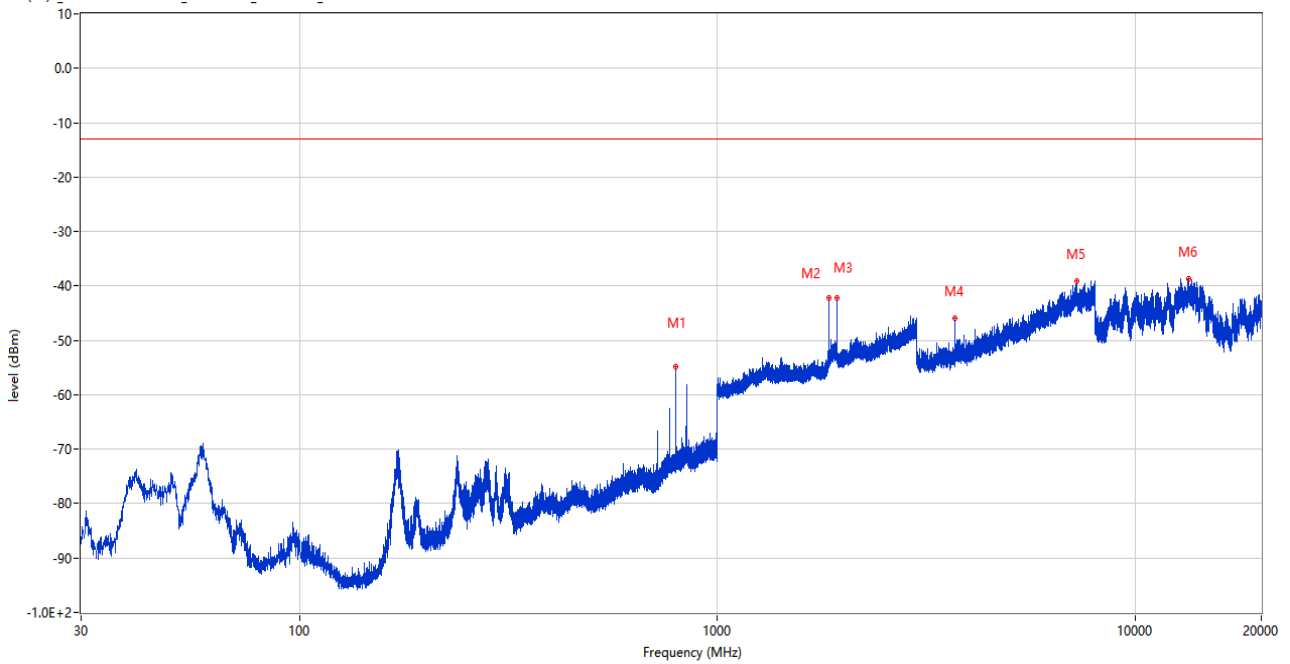


Frequency (MHz)	Result (dBm)	Factor (dB)	Limit (dBm)	Margin (dB)	Table (o)	ANT	EUT	Verdict
848.874	-44.27	4.49	-13.0	31.27	71.00	Vertical	Horizontal	N/A
893.833	-53.38	3.93	-13.0	40.38	170.00	Vertical	Horizontal	N/A
1698.400	-39.76	-4.87	-13.0	26.76	98.00	Vertical	Horizontal	Pass
2547.300	-48.07	-0.51	-13.0	35.07	156.00	Vertical	Horizontal	Pass
4294.250	-48.21	6.62	-13.0	35.21	346.00	Vertical	Horizontal	Pass
7239.500	-38.56	14.99	-13.0	25.56	117.00	Vertical	Horizontal	Pass

2.2 EGPRS 1900

Band:EGPRS1900,Channel:Low range

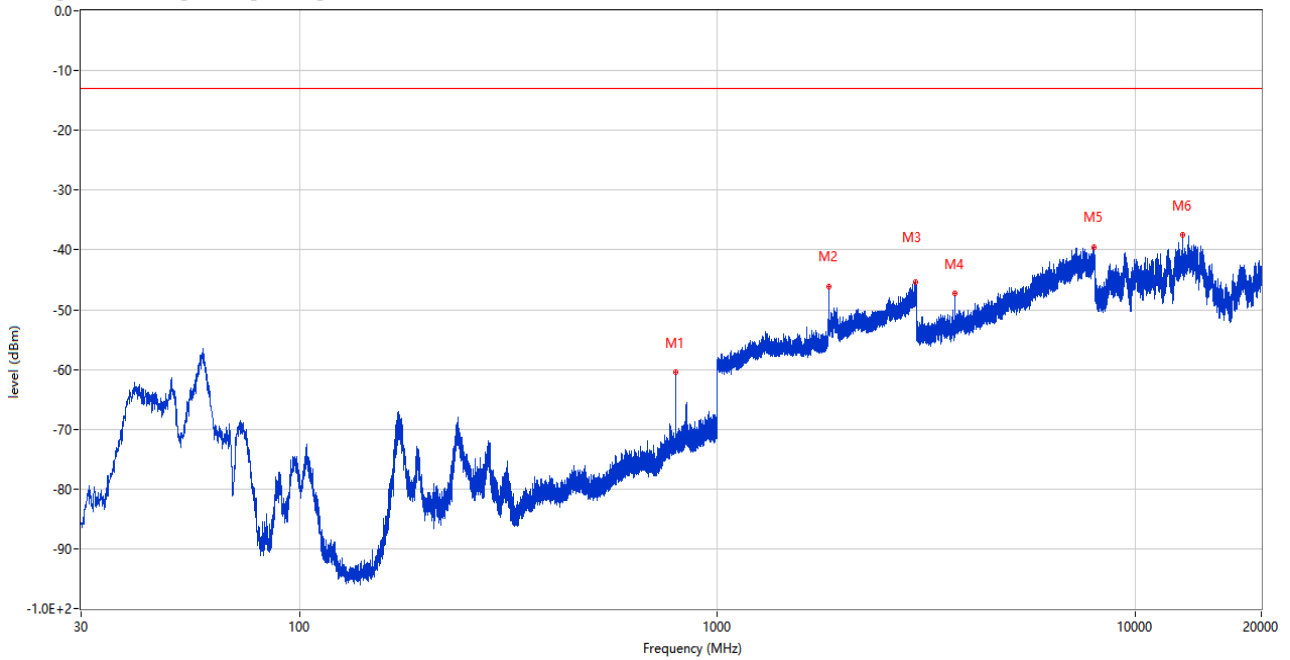
RSE (RF) _FCC PART22&24&27_GSM 1900_1830-1920_30MHz-20GHz



Frequency (MHz)	Result (dBm)	Factor (dB)	Limit (dBm)	Margin (dB)	Table (o)	ANT	EUT	Verdict
793.293	-54.94	-1.64	-13.0	41.94	305.00	Horizontal	Horizontal	Pass
1850.900	-42.28	1.91	-13.0	29.28	279.00	Horizontal	Horizontal	N/A
1931.000	-42.21	2.12	-13.0	29.21	229.00	Horizontal	Horizontal	N/A
3701.000	-45.95	5.15	-13.0	32.95	199.00	Horizontal	Horizontal	Pass
7234.500	-39.06	14.79	-13.0	26.06	315.00	Horizontal	Horizontal	Pass
13374.588	-38.64	16.73	-13.0	25.64	21.00	Horizontal	Horizontal	Pass

Band:EGPRS1900,Channel:Low range

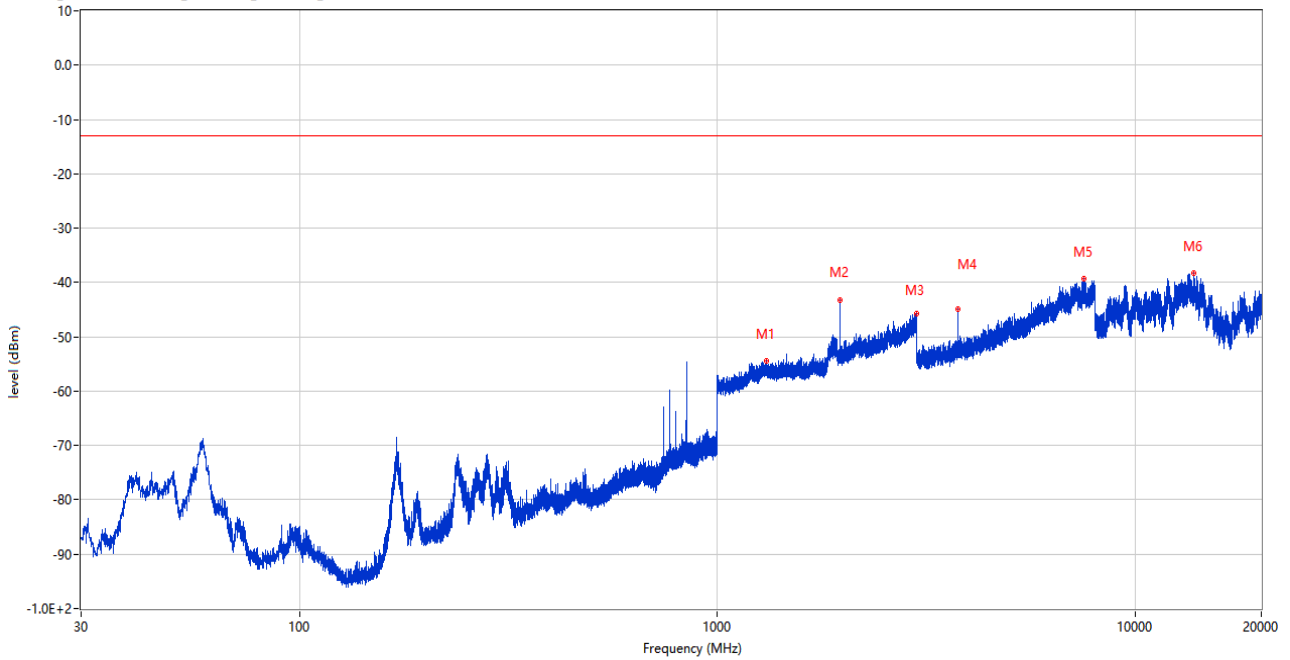
RSE (RF) _FCC PART22&24&27_GSM 1900_1830-1920_30MHz-20GHz



Frequency (MHz)	Result (dBm)	Factor (dB)	Limit (dBm)	Margin (dB)	Table (o)	ANT	EUT	Verdict
793.244	-60.52	-1.64	-13.0	47.52	1.00	Vertical	Horizontal	Pass
1850.600	-46.12	1.91	-13.0	33.12	243.00	Vertical	Horizontal	N/A
2973.100	-45.40	9.06	-13.0	32.40	0.00	Vertical	Horizontal	Pass
3700.500	-47.34	5.09	-13.0	34.34	151.00	Vertical	Horizontal	Pass
7943.500	-39.55	15.00	-13.0	26.55	360.00	Vertical	Horizontal	Pass
12951.912	-37.54	15.08	-13.0	24.54	208.00	Vertical	Horizontal	Pass

Band:EGPRS1900,Channel:Mid range

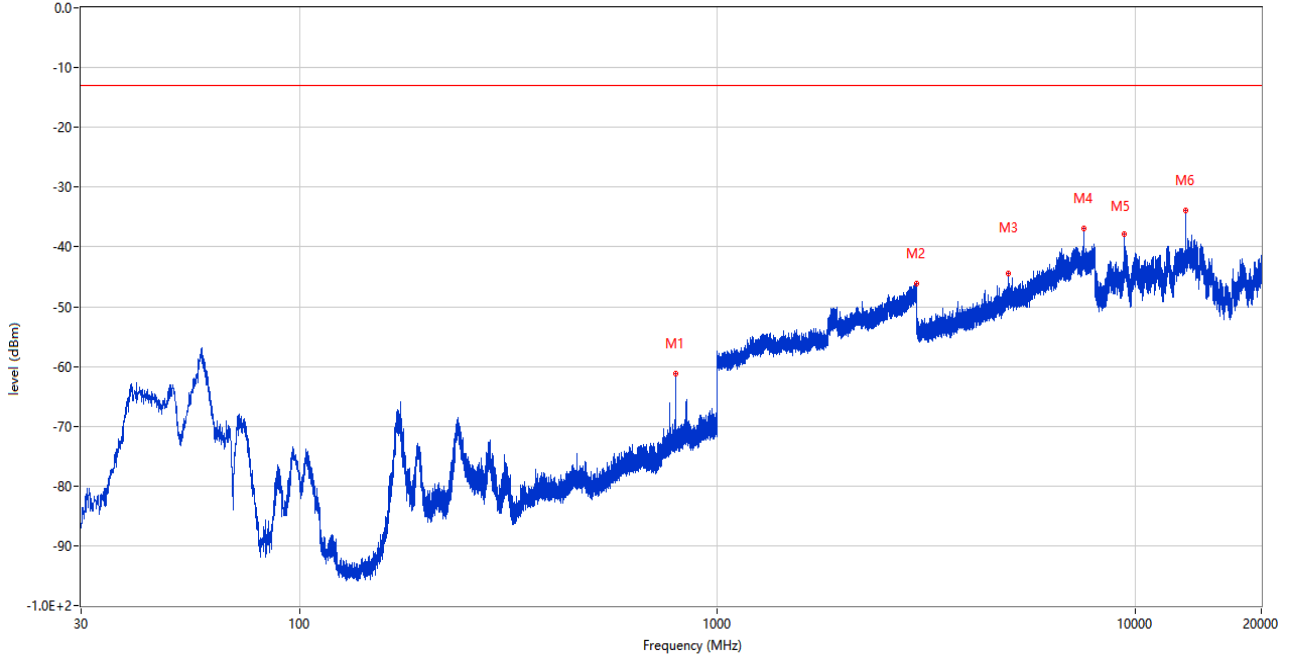
RSE (RF) _FCC PART22&24&27_GSM 1900_1830-1920_30MHz-20GHz



Frequency (MHz)	Result (dBm)	Factor (dB)	Limit (dBm)	Margin (dB)	Table (o)	ANT	EUT	Verdict
1308.200	-54.41	-0.69	-13.0	41.41	344.00	Horizontal	Horizontal	Pass
1960.700	-43.14	0.94	-13.0	30.14	241.00	Horizontal	Horizontal	N/A
2996.100	-45.76	9.00	-13.0	32.76	86.00	Horizontal	Horizontal	Pass
3760.500	-44.93	5.97	-13.0	31.93	254.00	Horizontal	Horizontal	Pass
7520.750	-39.27	13.96	-13.0	26.27	40.00	Horizontal	Horizontal	Pass
13800.887	-38.21	17.01	-13.0	25.21	124.00	Horizontal	Horizontal	Pass

Band:EGPRS1900,Channel:Mid range

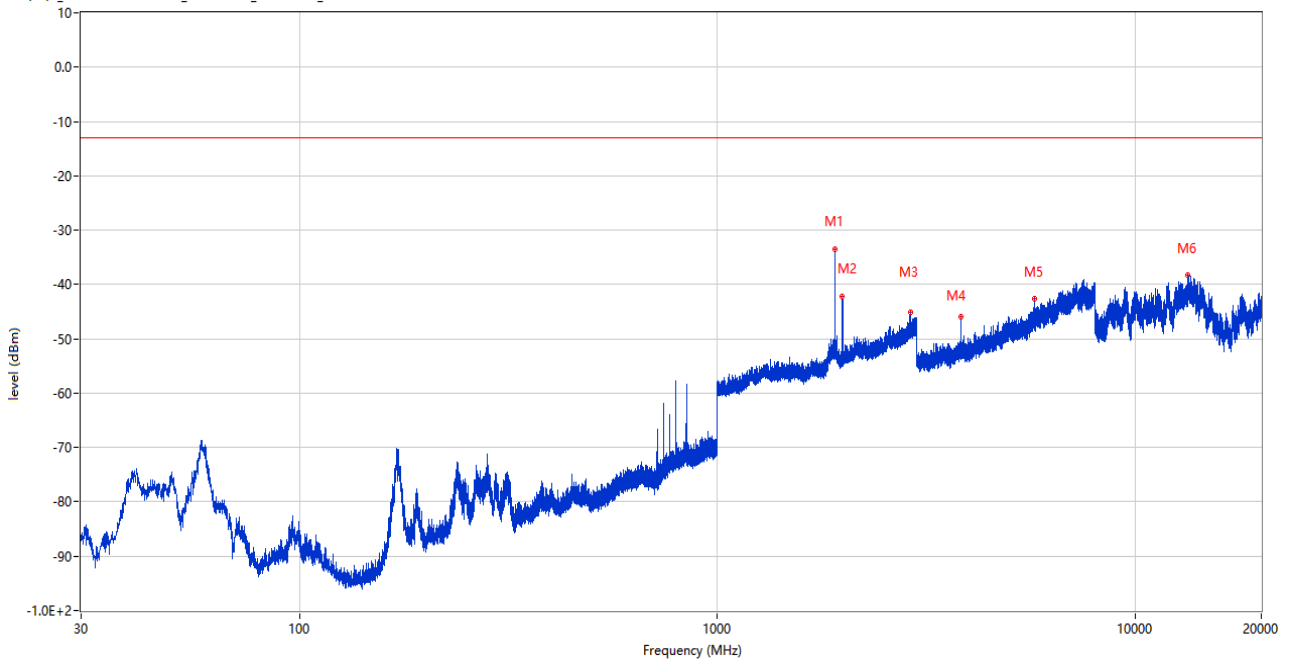
RSE (RF) _FCC PART22&24&27_GSM 1900_1830-1920_30MHz-20GHz



Frequency (MHz)	Result (dBm)	Factor (dB)	Limit (dBm)	Margin (dB)	Table (o)	ANT	EUT	Verdict
793.826	-61.14	-1.61	-13.0	48.14	8.00	Vertical	Horizontal	Pass
2988.600	-46.17	9.22	-13.0	33.17	317.00	Vertical	Horizontal	Pass
4974.000	-44.41	9.20	-13.0	31.41	25.00	Vertical	Horizontal	Pass
7520.250	-36.87	13.94	-13.0	23.87	1.00	Vertical	Horizontal	Pass
9400.537	-37.78	13.37	-13.0	24.78	312.00	Vertical	Horizontal	Pass
13160.713	-33.86	15.28	-13.0	20.86	41.00	Vertical	Horizontal	Pass

Band:EGPRS1900,Channel:High range

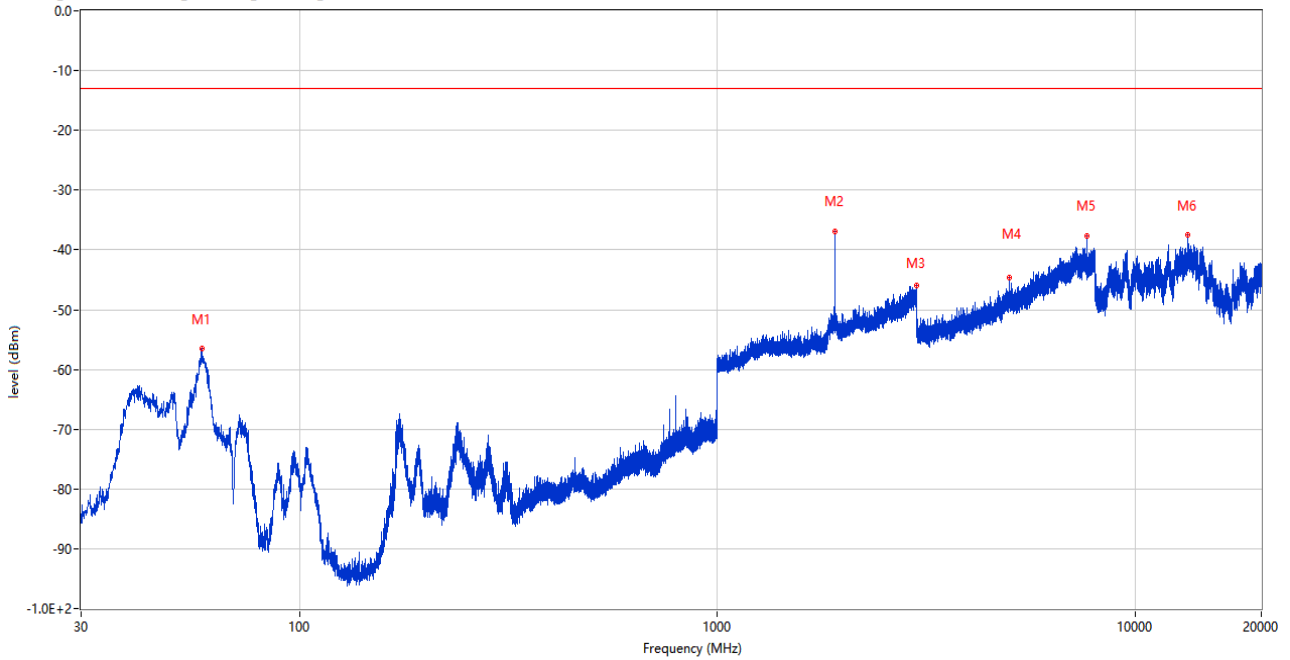
RSE (RF) _FCC PART22&24&27_GSM 1900_1830-1920_30MHz-20GHz



Frequency (MHz)	Result (dBm)	Factor (dB)	Limit (dBm)	Margin (dB)	Table (o)	ANT	EUT	Verdict
1910.700	-33.41	2.84	-13.0	20.41	297.00	Horizontal	Horizontal	N/A
1990.600	-42.18	0.94	-13.0	29.18	218.00	Horizontal	Horizontal	N/A
2888.200	-45.10	9.10	-13.0	32.10	79.00	Horizontal	Horizontal	Pass
3820.000	-45.94	5.42	-13.0	32.94	300.00	Horizontal	Horizontal	Pass
5730.500	-42.71	9.90	-13.0	29.71	182.00	Horizontal	Horizontal	Pass
13343.412	-38.34	16.55	-13.0	25.34	246.00	Horizontal	Horizontal	Pass

Band:EGPRS1900,Channel:High range

RSE (RF) _FCC PART22&24&27_GSM 1900_1830-1920_30MHz-20GHz



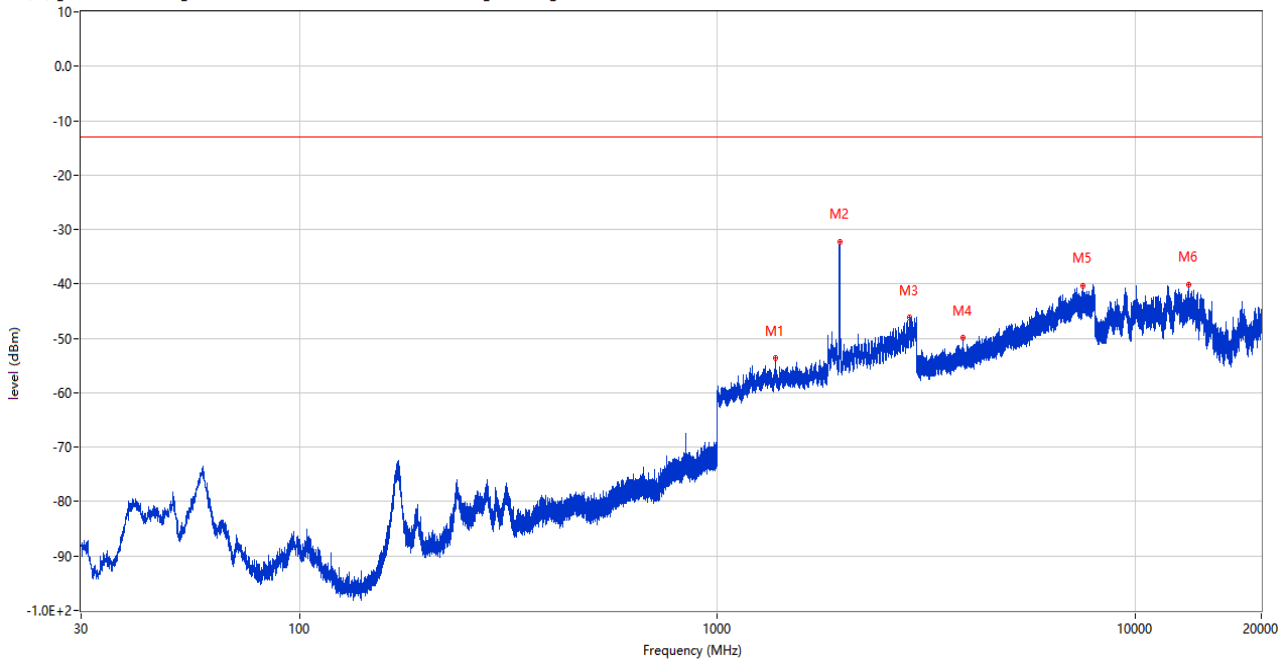
Frequency (MHz)	Result (dBm)	Factor (dB)	Limit (dBm)	Margin (dB)	Table (o)	ANT	EUT	Verdict
58.421	-56.52	-17.54	-13.0	43.52	292.00	Vertical	Horizontal	Pass
1910.700	-36.83	2.84	-13.0	23.83	181.00	Vertical	Horizontal	N/A
2989.600	-46.01	9.26	-13.0	33.01	360.00	Vertical	Horizontal	Pass
4978.500	-44.71	9.40	-13.0	31.71	138.00	Vertical	Horizontal	Pass
7639.750	-37.58	13.61	-13.0	24.58	360.00	Vertical	Horizontal	Pass
13344.500	-37.50	16.58	-13.0	24.50	285.00	Vertical	Horizontal	Pass

3. LTE

3.1 LTE Band 2

Band:LTE B2,Channel:MID range,BW:15

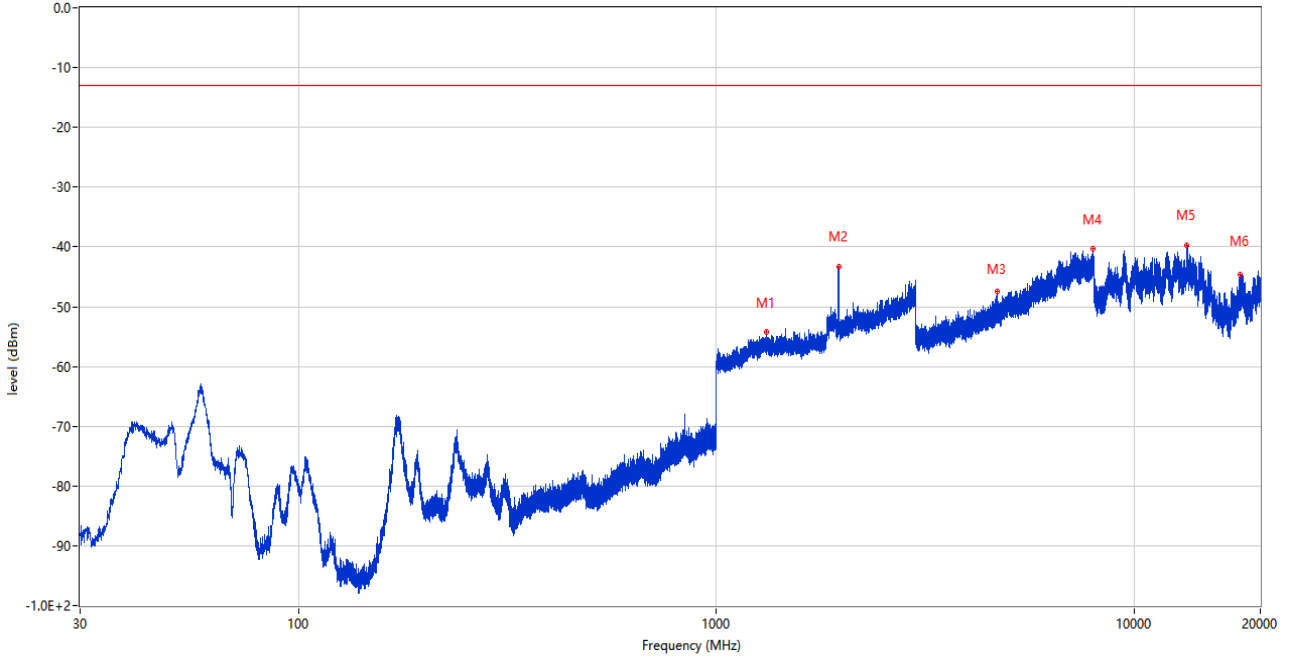
RSE (RF) _FCC PART22&24&27_CDMA BC1 & WCDMA Band 2 & LTE Band 2 & 25 _1830-1920_30MHz-20GHz



Frequency (MHz)	Result (dBm)	Factor (dB)	Limit (dBm)	Margin (dB)	Table (o)	ANT	EUT	Verdict
1377.400	-53.53	-1.59	-13.0	40.53	3.00	Horizontal	Horizontal	Pass
1965.700	-32.16	1.15	-13.0	19.16	228.00	Horizontal	Horizontal	N/A
2888.000	-46.23	9.06	-13.0	33.23	49.00	Horizontal	Horizontal	Pass
3863.000	-49.97	6.04	-13.0	36.97	1.00	Horizontal	Horizontal	Pass
7476.250	-40.25	14.58	-13.0	27.25	241.00	Horizontal	Horizontal	Pass
13373.138	-40.04	16.73	-13.0	27.04	142.00	Horizontal	Horizontal	Pass

Band:LTE B2,Channel:MID range,BW:15

RSE (RF) _FCC PART22&24&27_CDMA BC1 & WCDMA Band 2 & LTE Band 2 & 25_1830-1920_30MHz-20GHz

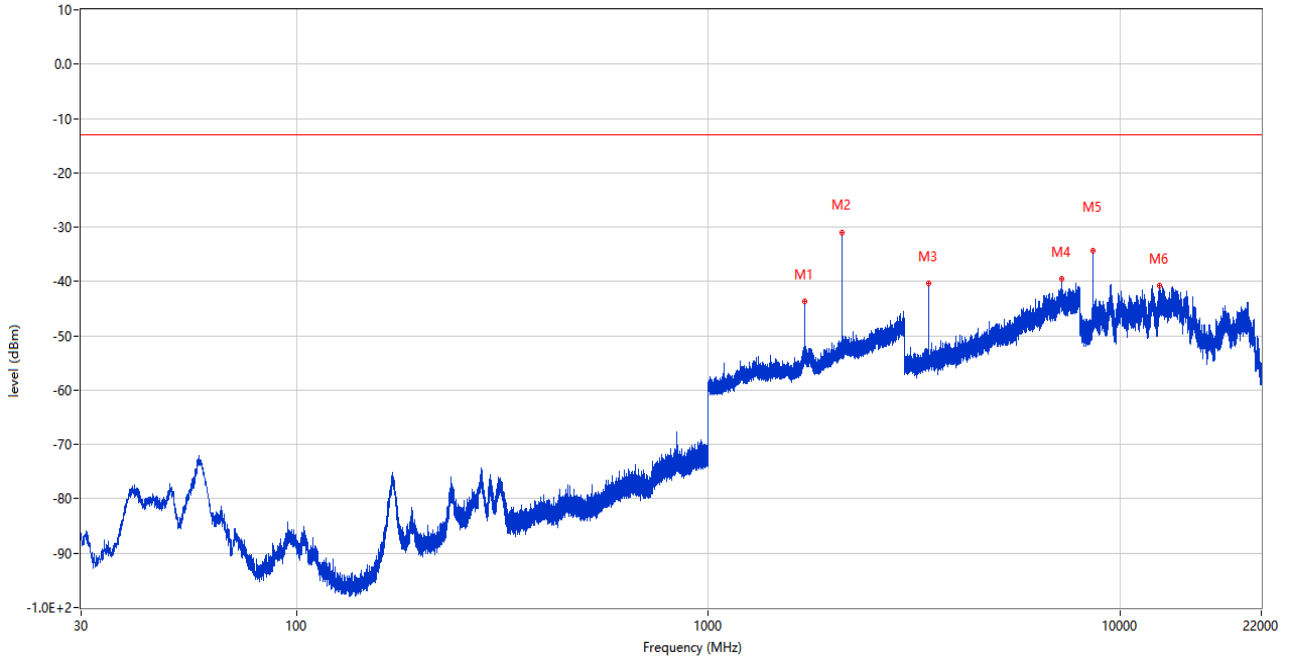


Frequency (MHz)	Result (dBm)	Factor (dB)	Limit (dBm)	Margin (dB)	Table (o)	ANT	EUT	Verdict
1314.800	-54.28	-1.13	-13.0	41.28	360.00	Vertical	Horizontal	Pass
1963.200	-43.31	1.10	-13.0	30.31	221.00	Vertical	Horizontal	N/A
4682.500	-47.43	7.74	-13.0	34.43	360.00	Vertical	Horizontal	Pass
7946.500	-40.35	14.95	-13.0	27.35	7.00	Vertical	Horizontal	Pass
13340.512	-39.70	16.45	-13.0	26.70	187.00	Vertical	Horizontal	Pass
17930.850	-44.66	13.02	-13.0	31.66	340.00	Vertical	Horizontal	Pass

3.2 LTE Band 4

Band:LTE B4,Channel:LOW range,BW:5

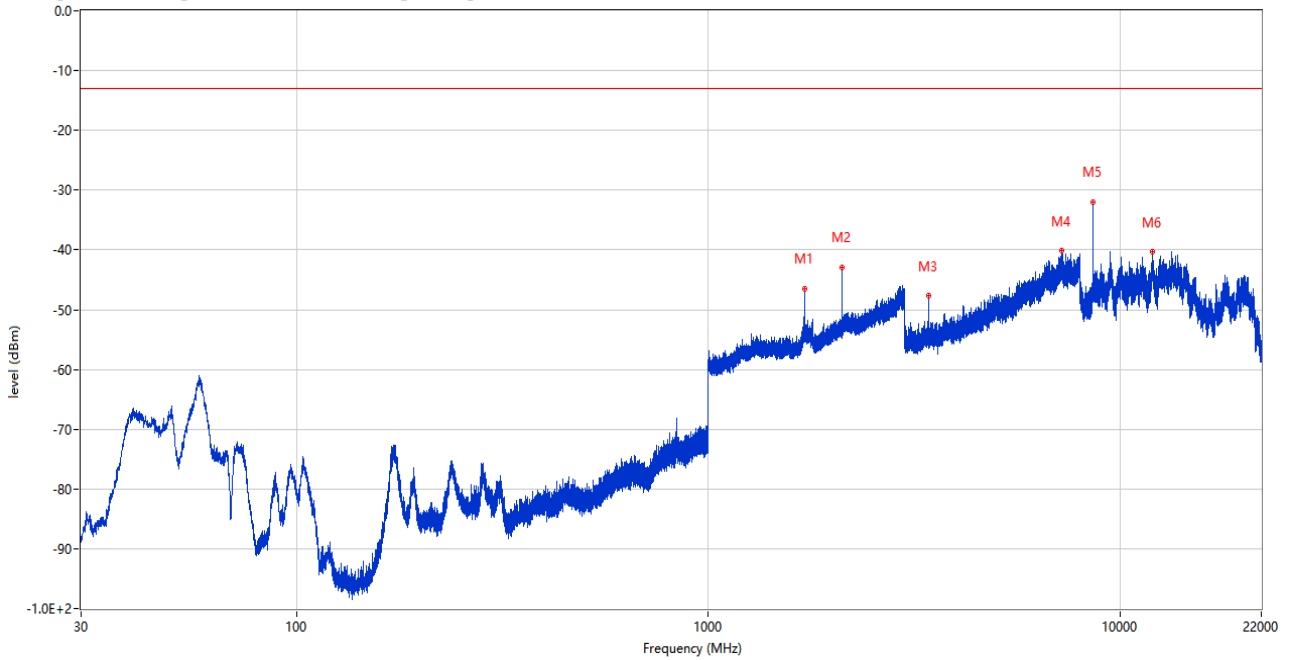
RSE (RF) _FCC PART22&24&27_WCDMA Band 4 & LTE Band 4 & 66 _1710-1785_30MHz-20GHz



Frequency (MHz)	Result (dBm)	Factor (dB)	Limit (dBm)	Margin (dB)	Table (o)	ANT	EUT	Verdict
1713.500	-43.67	1.29	-13.0	30.67	41.00	Horizontal	Horizontal	N/A
2113.900	-30.93	2.48	-13.0	17.93	217.00	Horizontal	Horizontal	N/A
3426.000	-40.44	4.07	-13.0	27.44	290.00	Horizontal	Horizontal	Pass
7227.250	-39.57	14.44	-13.0	26.57	242.00	Horizontal	Horizontal	Pass
8564.063	-34.40	11.28	-13.0	21.40	145.00	Horizontal	Horizontal	Pass
12465.950	-40.80	14.16	-13.0	27.80	360.00	Horizontal	Horizontal	Pass

Band:LTE B4,Channel:LOW range,BW:5

RSE (RF) _FCC PART22&24&27_WCDMA Band 4 & LTE Band 4 & 66 _1710-1785_30MHz-20GHz

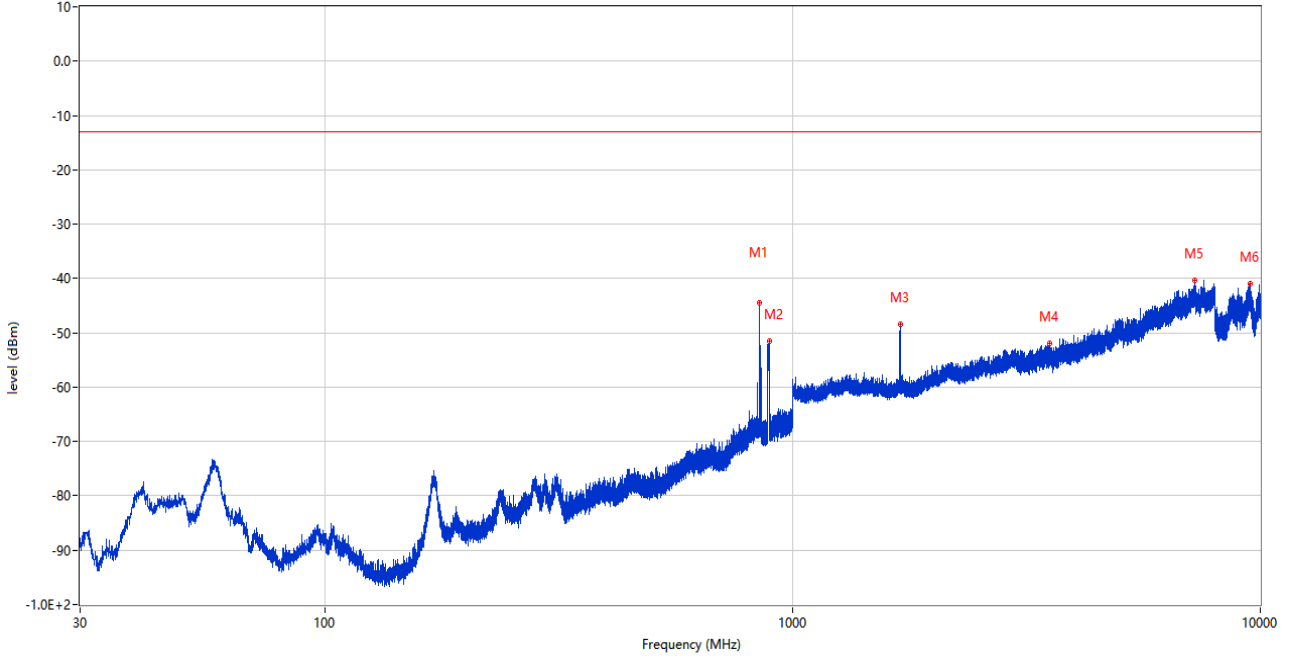


Frequency (MHz)	Result (dBm)	Factor (dB)	Limit (dBm)	Margin (dB)	Table (o)	ANT	EUT	Verdict
1713.500	-46.44	1.29	-13.0	33.44	90.00	Vertical	Horizontal	N/A
2112.300	-42.93	2.47	-13.0	29.93	179.00	Vertical	Horizontal	N/A
3426.000	-47.67	4.07	-13.0	34.67	209.00	Vertical	Horizontal	Pass
7229.250	-40.17	14.55	-13.0	27.17	53.00	Vertical	Horizontal	Pass
8563.825	-31.95	11.27	-13.0	18.95	3.00	Vertical	Horizontal	Pass
11961.737	-40.33	14.03	-13.0	27.33	360.00	Vertical	Horizontal	Pass

3.3 LTE Band 5

Band:LTE B5,Channel:HIGH range,BW:10

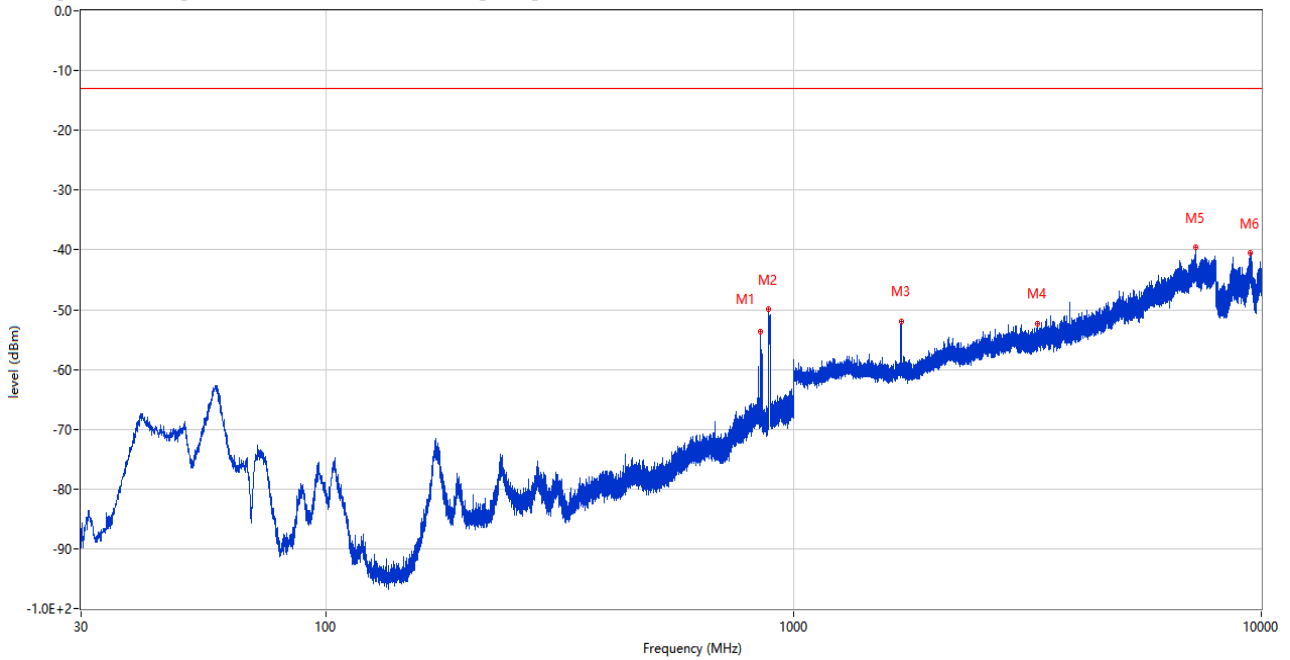
RSE (RF) _FCC PART22&24&27_CDMA BC0 & WCDMA Band5 & LTE Band 5 & 26_814-849_30MHz-10GHz



Frequency (MHz)	Result (dBm)	Factor (dB)	Limit (dBm)	Margin (dB)	Table (o)	ANT	EUT	Verdict
848.389	-44.51	5.56	-13.0	31.51	341.00	Horizontal	Horizontal	N/A
892.427	-51.51	4.52	-13.0	38.51	3.00	Horizontal	Horizontal	N/A
1697.700	-48.45	-4.88	-13.0	35.45	47.00	Horizontal	Horizontal	Pass
3546.000	-51.89	4.78	-13.0	38.89	323.00	Horizontal	Horizontal	Pass
7235.250	-40.44	14.75	-13.0	27.44	263.00	Horizontal	Horizontal	Pass
9502.500	-41.01	12.75	-13.0	28.01	186.00	Horizontal	Horizontal	Pass

Band:LTE B5,Channel:HIGH range,BW:10

RSE (RF) _FCC PART22&24&27_CDMA BC0 & WCDMA Band5 & LTE Band 5 & 26_814-849_30MHz-10GHz

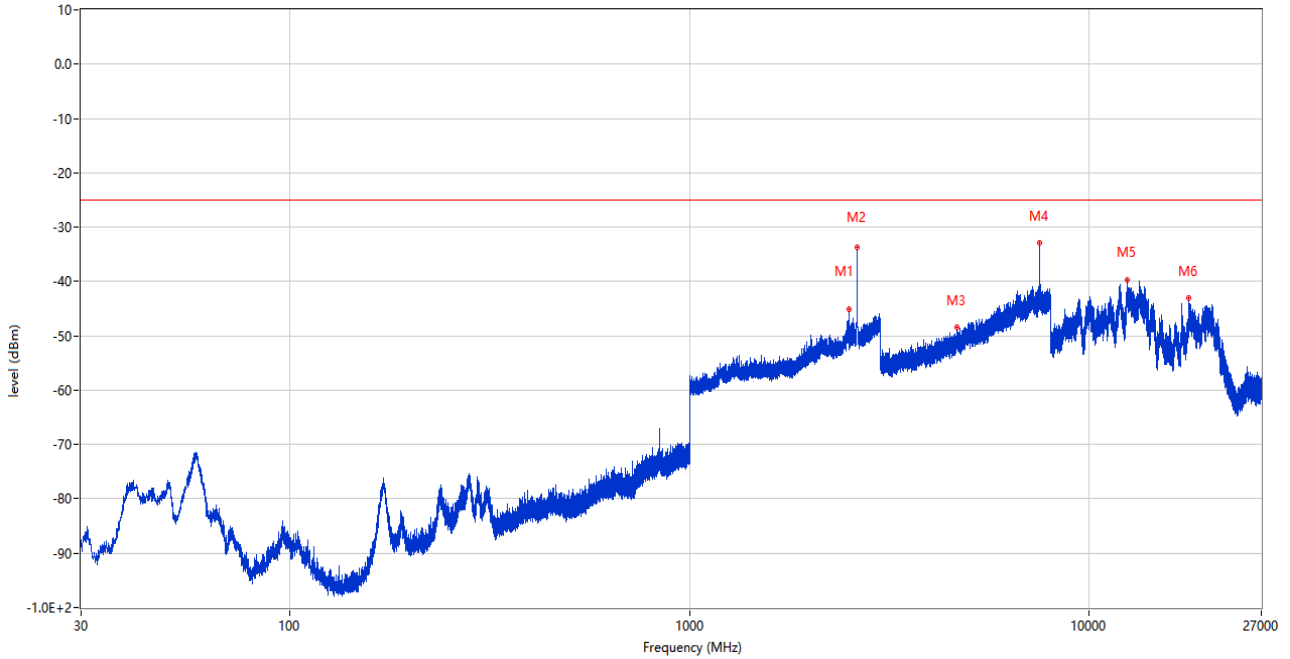


Frequency (MHz)	Result (dBm)	Factor (dB)	Limit (dBm)	Margin (dB)	Table (o)	ANT	EUT	Verdict
848.389	-53.75	5.56	-13.0	40.75	130.00	Vertical	Horizontal	N/A
885.346	-49.94	4.19	-13.0	36.94	190.00	Vertical	Horizontal	N/A
1697.500	-51.92	-4.88	-13.0	38.92	95.00	Vertical	Horizontal	Pass
3328.750	-52.31	4.67	-13.0	39.31	350.00	Vertical	Horizontal	Pass
7242.000	-39.56	14.99	-13.0	26.56	1.00	Vertical	Horizontal	Pass
9492.000	-40.54	12.89	-13.0	27.54	324.00	Vertical	Horizontal	Pass

3.4 LTE Band 7

Band:LTE B7,Channel:LOW range,BW:15

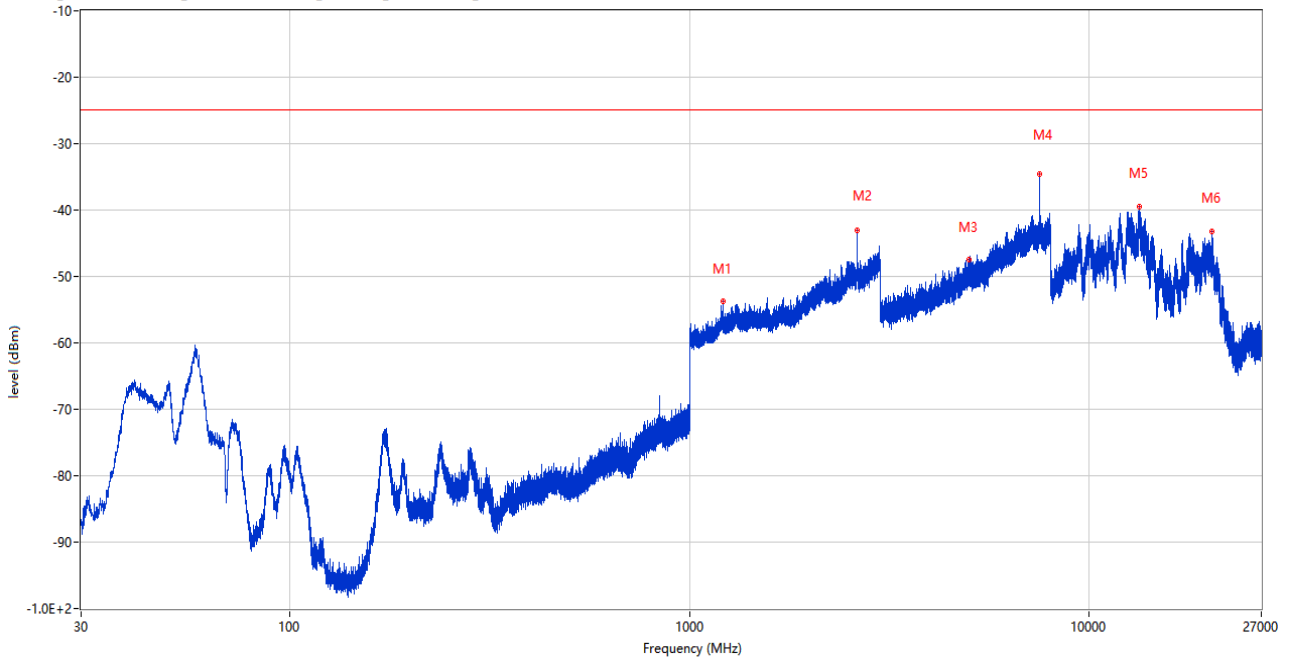
RSE (RF) _FCC PART22&24&27_LTE Band 7 & 41(low) _2496-2570_30MHz-27GHz_



Frequency (MHz)	Result (dBm)	Factor (dB)	Limit (dBm)	Margin (dB)	Table (o)	ANT	EUT	Verdict
2508.600	-45.12	6.12	-25.0	20.12	302.00	Horizontal	Horizontal	N/A
2624.100	-33.62	5.81	-25.0	8.62	193.00	Horizontal	Horizontal	N/A
4668.750	-48.40	7.88	-25.0	23.40	305.00	Horizontal	Horizontal	Pass
7523.500	-32.82	13.92	-25.0	7.82	360.00	Horizontal	Horizontal	Pass
12482.813	-39.63	14.57	-25.0	14.63	57.00	Horizontal	Horizontal	Pass
17805.750	-42.96	13.04	-25.0	17.96	269.00	Horizontal	Horizontal	Pass

Band:LTE B7,Channel:LOW range,BW:15

RSE (RF) _FCC PART2&24&27_LTE Band 7 & 41(low) _2496-2570_30MHz-27GHz_



Frequency (MHz)	Result (dBm)	Factor (dB)	Limit (dBm)	Margin (dB)	Table (o)	ANT	EUT	Verdict
1211.500	-53.81	-1.63	-25.0	28.81	0.00	Vertical	Horizontal	Pass
2633.800	-43.13	6.09	-25.0	18.13	170.00	Vertical	Horizontal	N/A
5006.500	-47.54	8.87	-25.0	22.54	320.00	Vertical	Horizontal	Pass
7524.000	-34.62	13.91	-25.0	9.62	360.00	Vertical	Horizontal	Pass
13389.450	-39.48	16.91	-25.0	14.48	154.00	Vertical	Horizontal	Pass
20366.551	-43.18	12.97	-25.0	18.18	199.00	Vertical	Horizontal	Pass

--BLANK BELOW--