


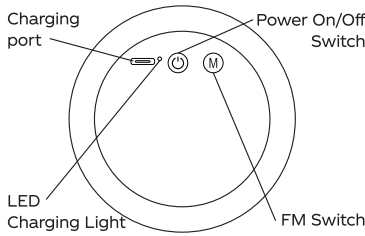



 <p><b>Coca-Cola</b> Cooler Bag with Wireless Bluetooth® Speakers</p> <p><b>CC-SCB-ENJ</b> Operation Manual Please read the manual before operating this product</p> <p>M&amp;S Accessory Network declares that radio equipment CC-SCB-ENJ is in compliance with Directive 2014/53/EU. The EU Declaration of conformity is available at <a href="https://gabbagoods.com/pages/compliance-documents">https://gabbagoods.com/pages/compliance-documents</a></p>	<p><b>Contents</b></p> <p><b>Introduction</b> <b>Package contents</b> <b>Turning Speaker On/Off</b> <b>Pairing Mode</b> <b>Controller Box Diagram</b> <b>Charging &amp; Low Battery Support</b></p> <p>Compatible with all Bluetooth enabled devices.</p> <p>The Bluetooth® word mark and logos are registered trademarks owned by the Bluetooth SIG, Inc.</p>  <p>COCA-COLA, COKE, the Contour Bottle Design, the Dynamic Ribbon Device and the Red Disc Icon are trademarks of The Coca-Cola Company and, in Canada, Coca-Cola Ltd. ©The Coca-Cola Company. All rights reserved.</p>	<p><b>Introduction</b></p> <p>Thank you for purchasing this cooler bag with wireless speakers. To get the best use of this item, please read the user manual to make yourself familiar with the features and functions.</p> <p><b>Safety Rules</b></p> <ol style="list-style-type: none"> <li>1 Please follow the rules depicted in this manual closely to ensure your safety. Before using the product, we would strongly encourage you to read through this user manual.</li> <li>2 Be wary of any edges, uneven surfaces, metal parts, accessories and its packaging to prevent any possible injury or damage.</li> <li>3 Do not modify, repair or dismantle the product. Doing so may result in fire, electric shock, complete breakdown of the product, etc. All of which are not covered under warranty.</li> <li>4 Do not use any diluent or volatile liquid to clean the product.</li> <li>5 Do not use the product in a hazardous location.</li> </ol>	<p><b>Package Contents</b></p>  <p>1x Cooler Bag with Wireless Speakers</p>  <p>1x USB Charging Cable      1x Instruction Manual</p>	<p><b>Turning Speaker On/Off</b></p> <p><b>Turn On:</b> Press and hold the power button to turn on. <b>Turn Off:</b> Press and hold the power button to turn off. Press the M button to switch between the bluetooth® mode and the FM Radio Modes.</p> <p><b>Pairing Mode</b></p> <p>Pairing your cooler bag to any Bluetooth® enabled device.</p> <p>Press and hold the power button for 2 seconds to power ON the speaker. Turn the Bluetooth® function on, on your smart device. Search your Bluetooth® device list for “Cooler Bag” and select it to connect. Once connected, the cooler bag speakers are ready for use.</p> <p>Note: Please speakers will automatically shut off after 5 minutes of inactivity.</p>
<p><b>FM Radio Mode</b></p> <p>Press the M button to switch to the FM Radio Mode</p> <p>Short press the power button to scan through the available stations. The speaker will now scan through all available stations. Please allow it to complete the full scan. The speaker will remain on the 1st station once the scan is complete.</p> <p>Double-press the power button to select your desired station.</p> <p>Press the M button to switch back to the Bluetooth® mode.</p> <p><b>Controller Box Diagram</b></p> 	<p><b>Charging &amp; Low Battery</b></p> <p>When the battery is low the speaker will power off.</p> <p>To Charge the speaker, plug the type-c end of the cable into the charging port of the speaker. Plug the USB end into any PC, Laptop or USB wall charger not exceeding 5V.</p> <p>While charging the LED light will turn red. Once charging is complete the LED light will turn off.</p> <p>Please charge for 2-3 hours for a complete charge.</p>	<p><b>FCC STATEMENT</b></p> <p>This device complies with Part 15 of the FCC Rules. Operation is subject to the following two conditions: (1) This device may not cause harmful interference, and (2) This device must accept any interference received, including interference that may cause undesired operation.</p> <p><b>Warning:</b> Changes or modifications not expressly approved by the party responsible for compliance could void the user's authority to operate the equipment.</p> <p>NOTE: This equipment has been tested and found to comply with the limits for a Class B digital device, pursuant to Part 15 of the FCC Rules. These limits are designed to provide reasonable protection against harmful interference in a residential installation. This equipment generates uses and can radiate radio frequency energy and, if not installed and used in accordance with the instructions, may cause harmful</p>	<p>interference to radio communications. However, there is no guarantee that interference will not occur in a particular installation. If this equipment does cause harmful interference to radio or television reception, which can be determined by turning the equipment off and on, the user is encouraged to try to correct the interference by one or more of the following measures: Reorient or relocate the receiving antenna. Increase the separation between the equipment and receiver. Connect the equipment into an outlet on a circuit different from that to which the receiver is connected. Consult the dealer or an experienced radio/TV technician for help.</p>	<p><b>Support</b></p> <p>If you have problems with your device, please consult the instructions in this manual.</p> <p><b>Manufacturer Warranty</b></p> <p>We stand by our products! That's why we guarantee them from any functional defects for one year from the original date of purchase. Should you have an issue please call us at (877)995-8505 or email us at <a href="mailto:info@mnsbrands.com">info@mnsbrands.com</a></p>  <p><b>CC-SCB-ENJ</b></p> <p>Manufactured, marketed, and distributed by M&amp;S Accessory Network Corp., 10 W. 33rd St., New York, NY 10001 Designed in the U.S.A   Made in China. For support call: (877) 995-8505 or Email: <a href="mailto:info@mnsbrands.com">info@mnsbrands.com</a> FDD ID: 2AFXGG-SCB</p>  <p><a href="http://www.mnsbrands.com">www.mnsbrands.com</a></p>  <p><b>Technical Support</b></p>