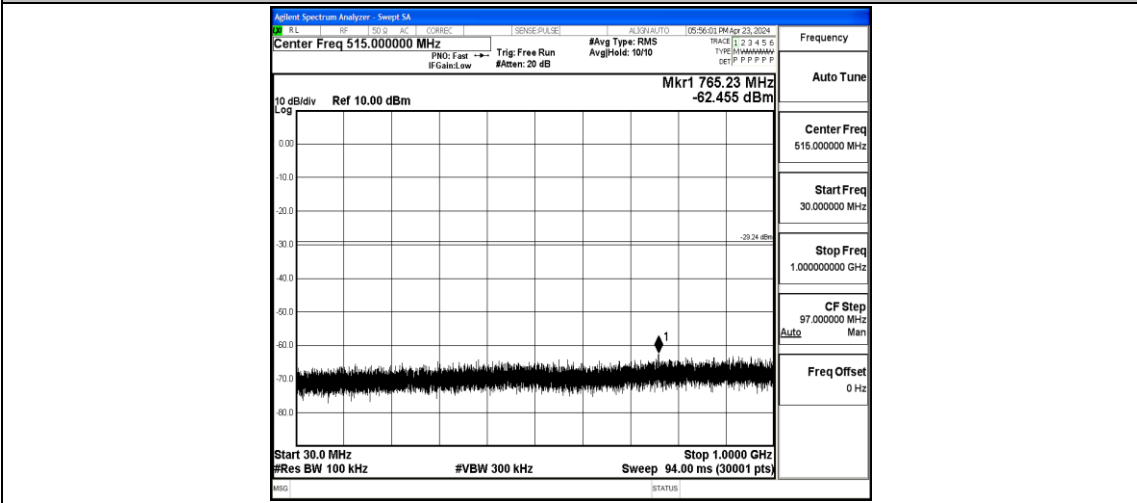
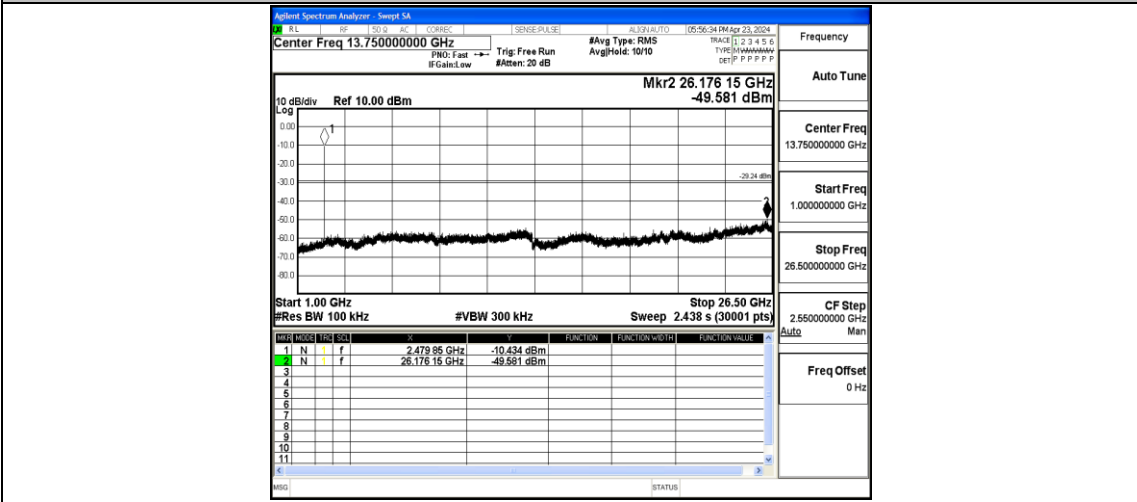


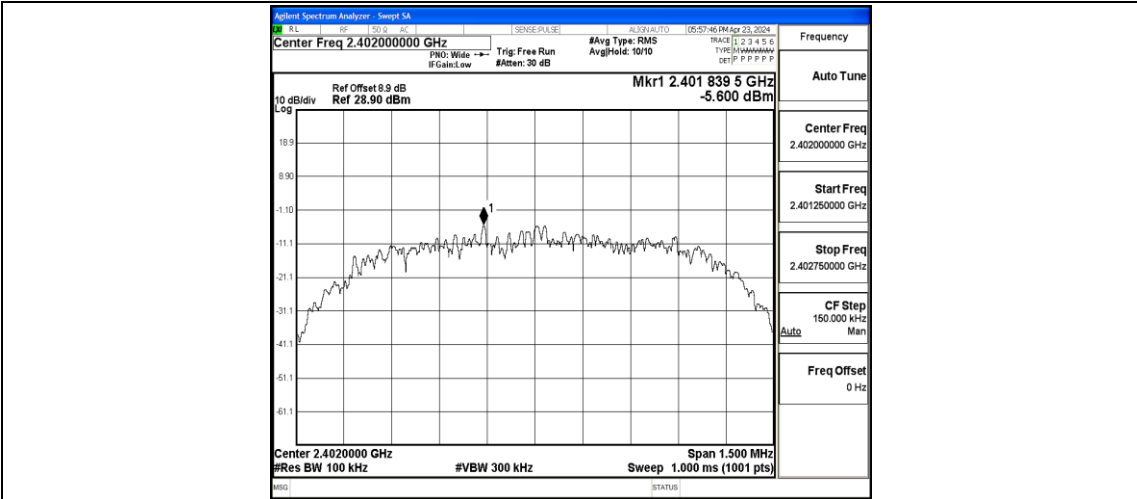
2DH5-Ant1-2480-0~Reference-PASS



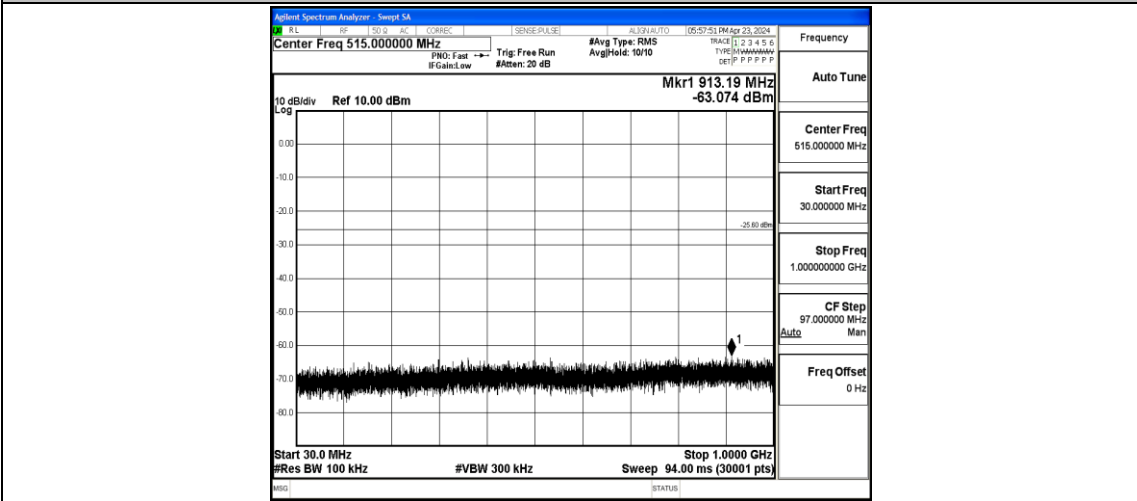
2DH5-Ant1-2480-30~1000-PASS



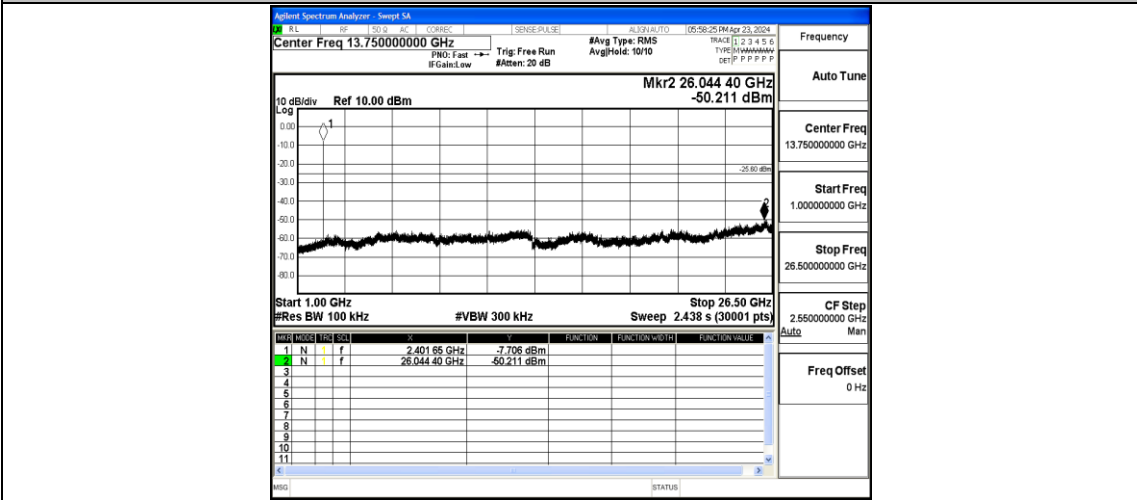
2DH5-Ant1-2480-1000~26500-PASS



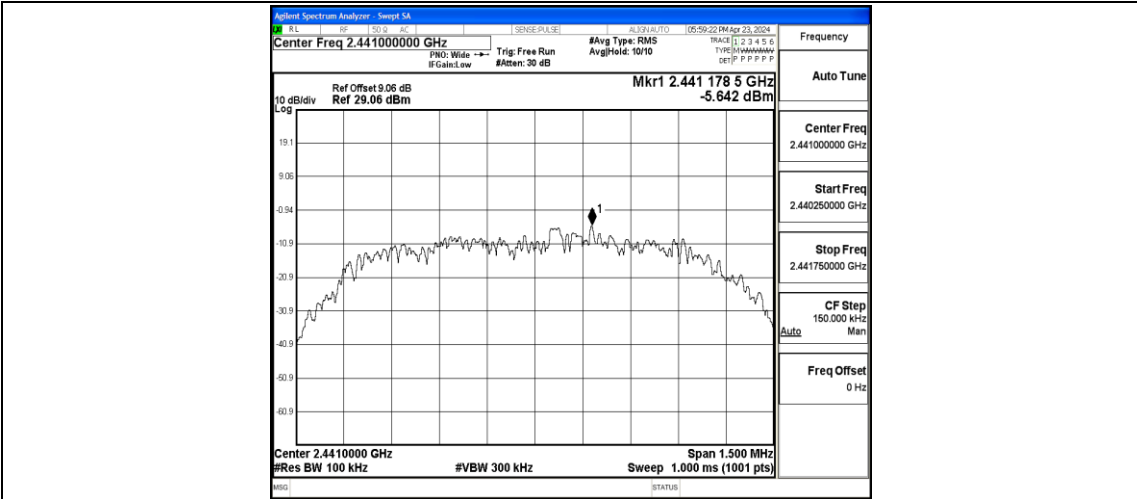
3DH5-Ant1-2402-0~Reference-PASS



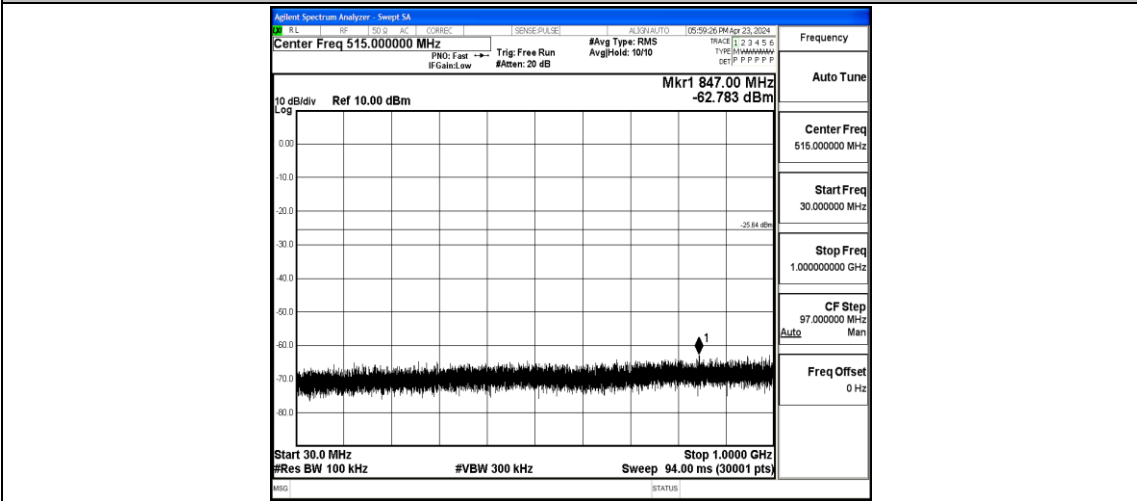
3DH5-Ant1-2402-30~1000-PASS



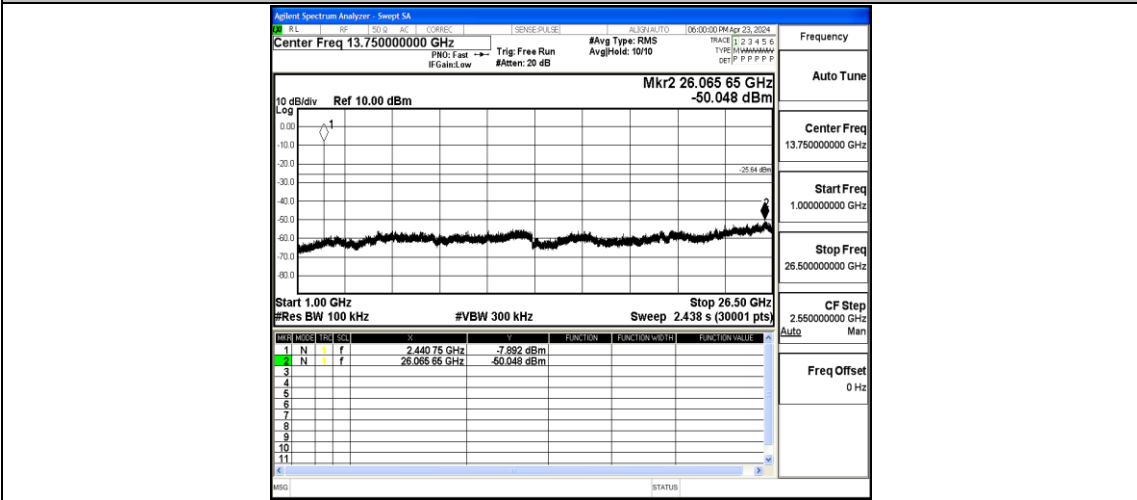
3DH5-Ant1-2402-1000~26500-PASS



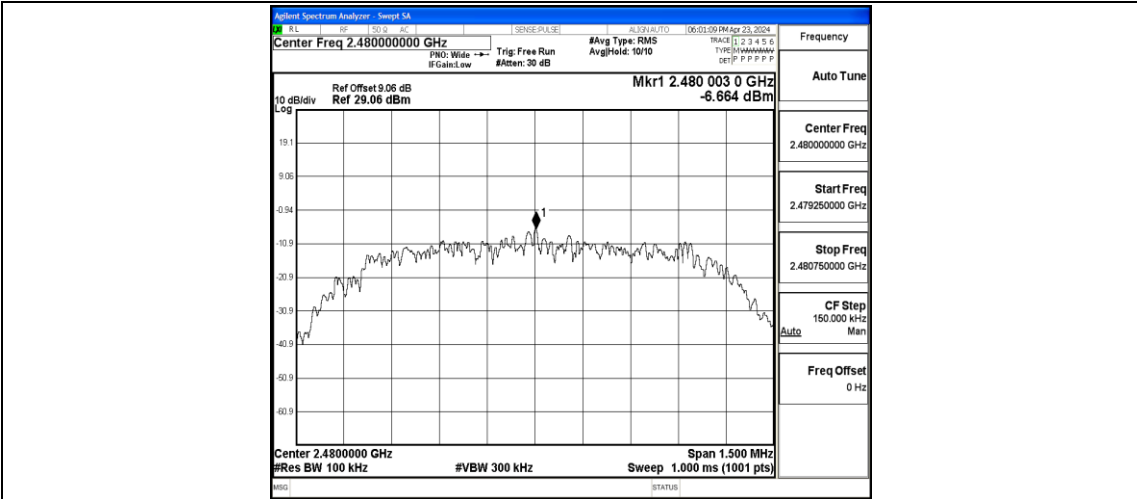
3DH5-Ant1-2441-0~Reference-PASS



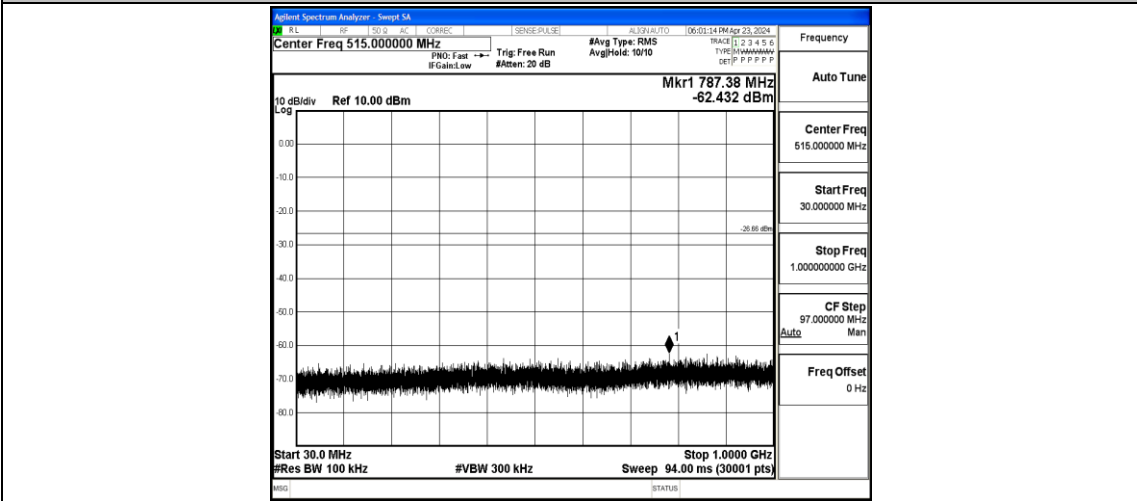
3DH5-Ant1-2441-30~1000-PASS



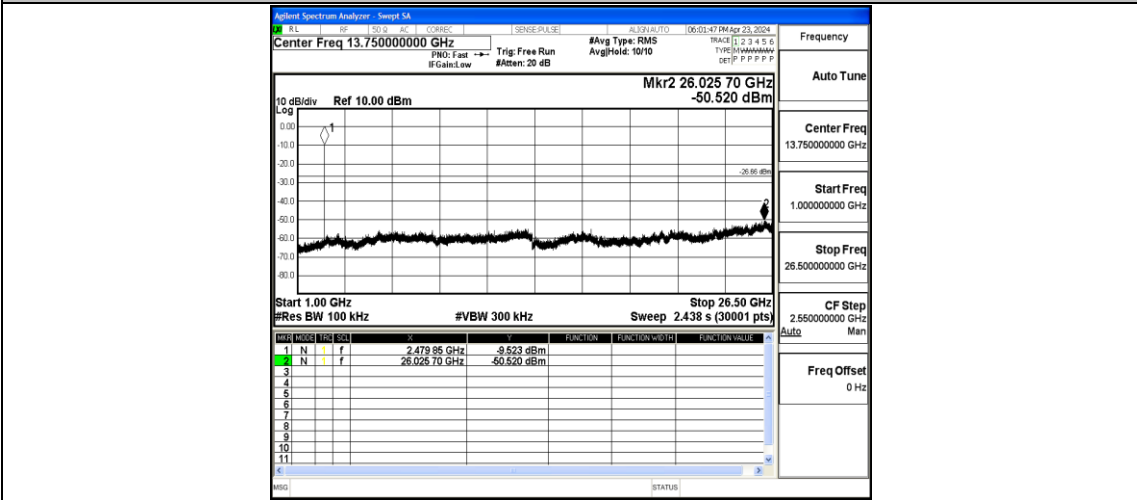
3DH5-Ant1-2441-1000~26500-PASS



3DH5-Ant1-2480-0~Reference-PASS



3DH5-Ant1-2480-30~1000-PASS



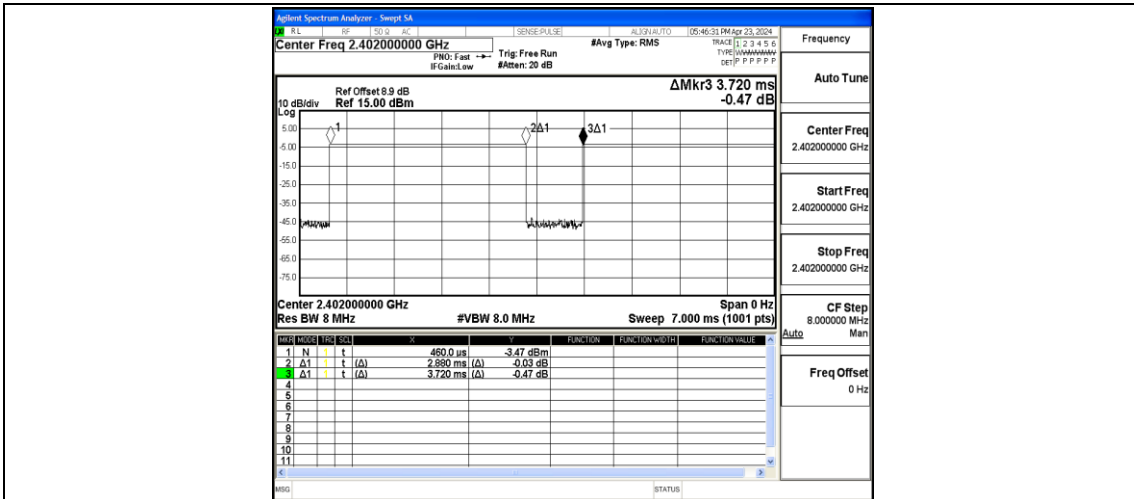
3DH5-Ant1-2480-1000~26500-PASS

Appendix I: Duty Cycle

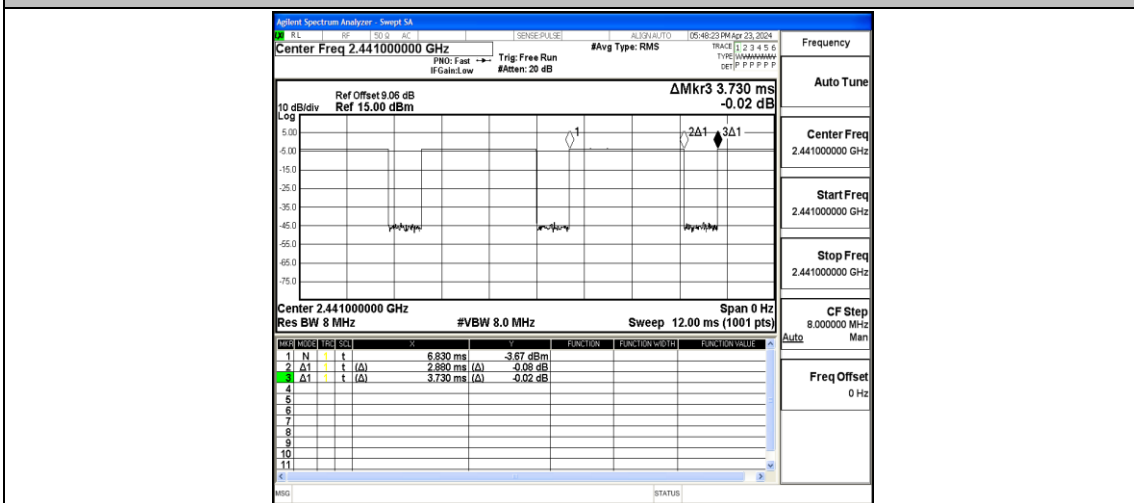
Test Result

TestMode	Antenna	Frequency[MHz]	ON Time [ms]	Period [ms]	Duty Cycle [%]	Duty Cycle Factor[dB]
DH5	Ant1	2402	2.88	3.72	77.42	1.11
DH5	Ant1	2441	2.88	3.73	77.21	1.12
DH5	Ant1	2480	2.89	3.74	77.27	1.12
2DH5	Ant1	2402	2.88	3.73	77.21	1.12
2DH5	Ant1	2441	2.88	3.73	77.21	1.12
2DH5	Ant1	2480	2.89	3.73	77.48	1.11
3DH5	Ant1	2402	2.89	3.74	77.27	1.12
3DH5	Ant1	2441	2.89	3.73	77.48	1.11
3DH5	Ant1	2480	2.89	3.73	77.48	1.11

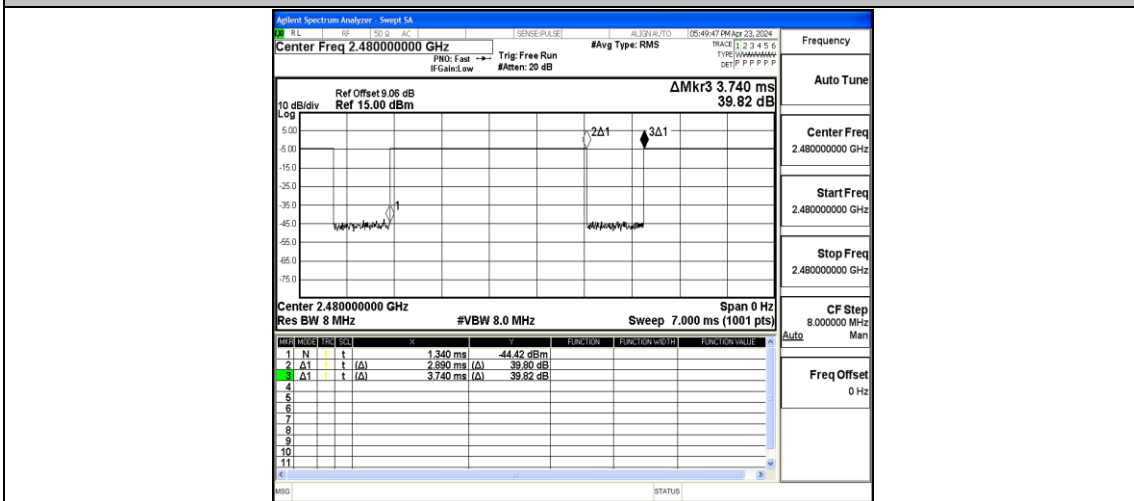
Test Graphs



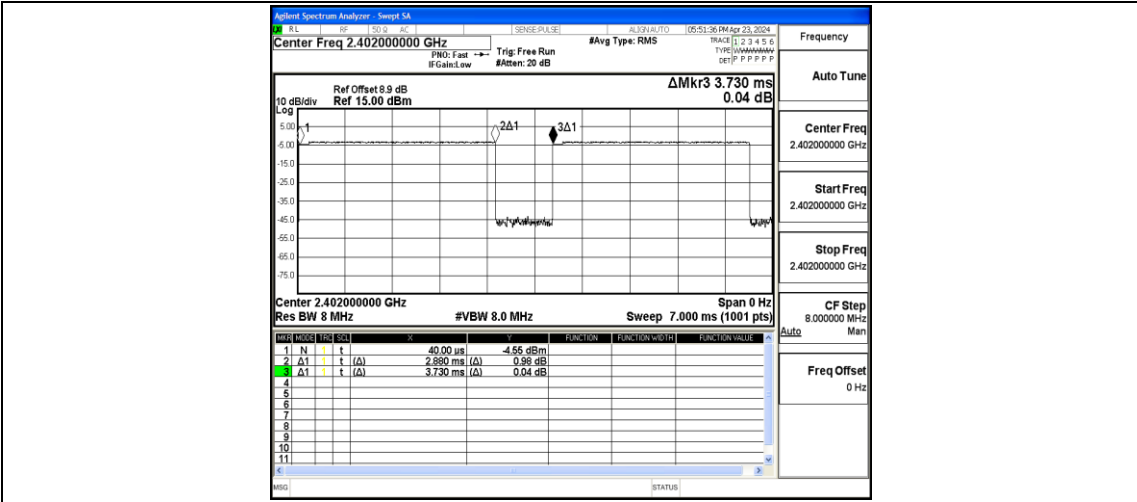
NTVN-DH5-Ant1-2402



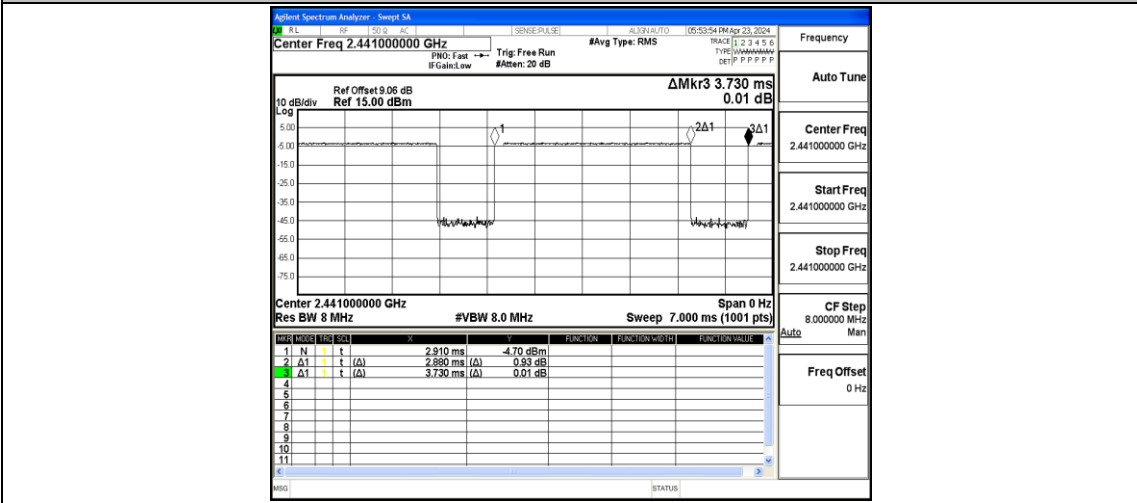
NTVN-DH5-Ant1-2441



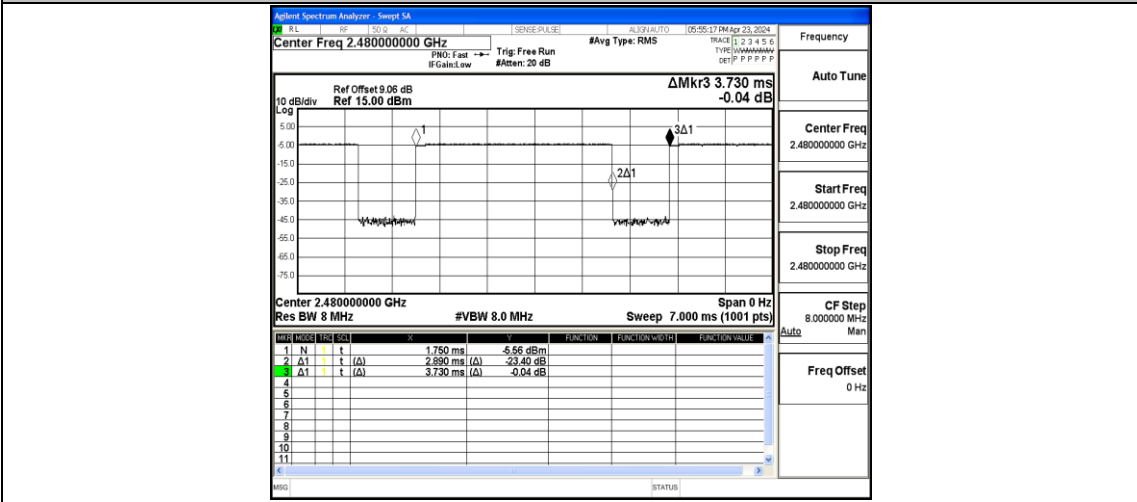
NTVN-DH5-Ant1-2480



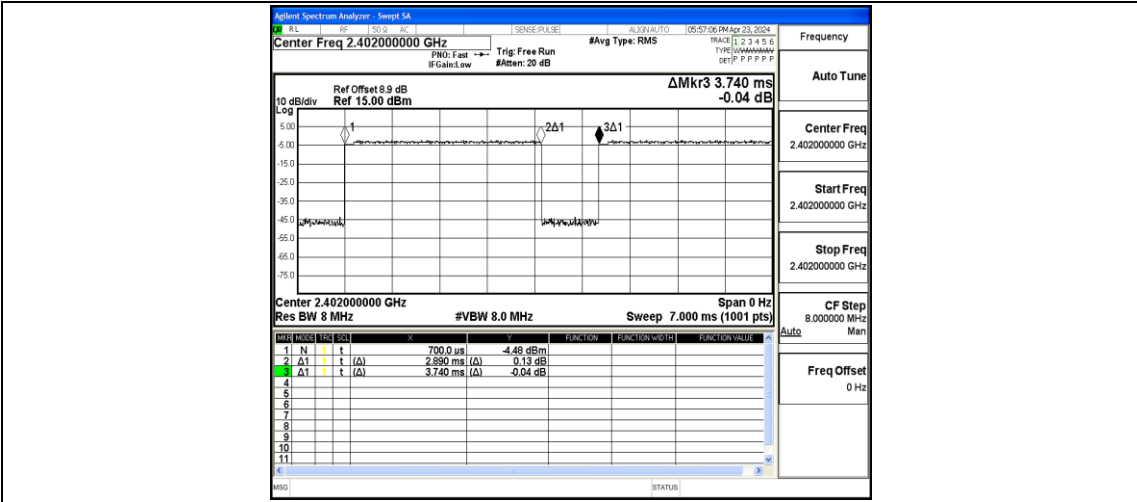
NTNV-2DH5-Ant1-2402



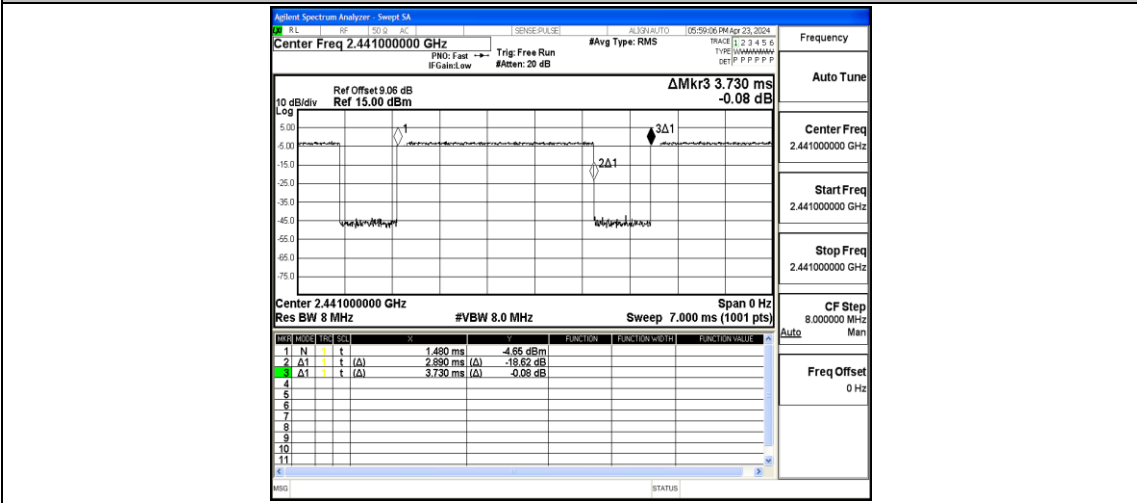
NTNV-2DH5-Ant1-2441



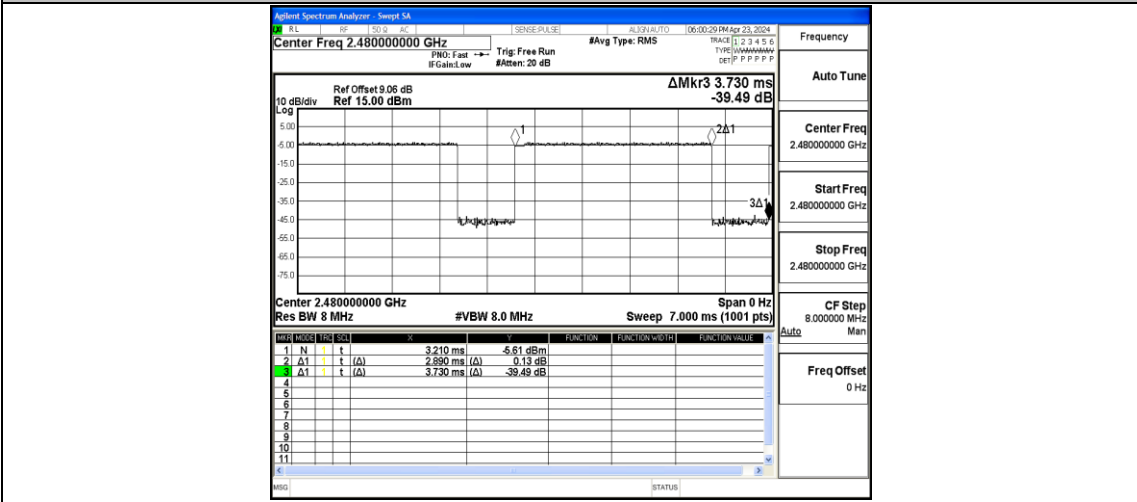
NTNV-2DH5-Ant1-2480



NTNV-3DH5-Ant1-2402



NTNV-3DH5-Ant1-2441



NTNV-3DH5-Ant1-2480

Appendix J: Emissions in Restricted Bands

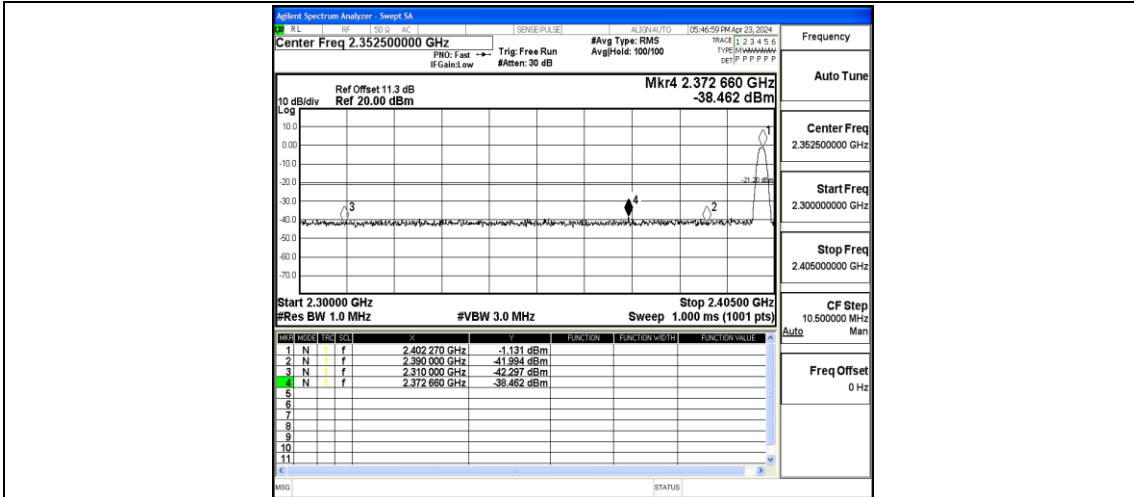
Test Result

TestMode	Antenna	ChName	Frequenc y[MHz]	Detector	Freq [MHz]	Result [dBm]	Limit [dBm]	Result [dBuV/m]	Limit [dBuV/m]	Verdict
DH5	Ant1	Low	2402	Peak	2390.000	-41.99	≤-21.20	53.21	≤74	PASS
DH5	Ant1	Low	2402	Peak	2310.000	-42.3	≤-21.20	52.90	≤74	PASS
DH5	Ant1	Low	2402	Peak	2372.660	-38.46	≤-21.20	56.74	≤74	PASS
DH5	Ant1	Low	2402	AV	2390.000	-48.23	≤-41.20	46.97	≤54	PASS
DH5	Ant1	Low	2402	AV	2310.000	-48.84	≤-41.20	46.36	≤54	PASS
DH5	Ant1	Low	2402	AV	2389.880	-47.93	≤-41.20	47.27	≤54	PASS
DH5	Ant1	High	2480	Peak	2483.500	-41.45	≤-21.20	53.75	≤74	PASS
DH5	Ant1	High	2480	Peak	2500.000	-41.3	≤-21.20	53.90	≤74	PASS
DH5	Ant1	High	2480	Peak	2495.440	-38.31	≤-21.20	56.89	≤74	PASS
DH5	Ant1	High	2480	AV	2483.500	-47.4	≤-41.20	47.80	≤54	PASS
DH5	Ant1	High	2480	AV	2500.000	-47.82	≤-41.20	47.38	≤54	PASS
DH5	Ant1	High	2480	AV	2498.880	-47.32	≤-41.20	47.88	≤54	PASS
2DH5	Ant1	Low	2402	Peak	2390.000	-42.4	≤-21.20	52.80	≤74	PASS
2DH5	Ant1	Low	2402	Peak	2310.000	-41.34	≤-21.20	53.86	≤74	PASS
2DH5	Ant1	Low	2402	Peak	2378.960	-37.9	≤-21.20	57.30	≤74	PASS
2DH5	Ant1	Low	2402	AV	2390.000	-48.44	≤-41.20	46.76	≤54	PASS
2DH5	Ant1	Low	2402	AV	2310.000	-48.79	≤-41.20	46.41	≤54	PASS
2DH5	Ant1	Low	2402	AV	2341.685	-47.95	≤-41.20	47.25	≤54	PASS
2DH5	Ant1	High	2480	Peak	2483.500	-40.53	≤-21.20	54.67	≤74	PASS
2DH5	Ant1	High	2480	Peak	2500.000	-40.36	≤-21.20	54.84	≤74	PASS
2DH5	Ant1	High	2480	Peak	2486.000	-38.71	≤-21.20	56.49	≤74	PASS
2DH5	Ant1	High	2480	AV	2483.500	-47.84	≤-41.20	47.36	≤54	PASS
2DH5	Ant1	High	2480	AV	2500.000	-48.15	≤-41.20	47.05	≤54	PASS
2DH5	Ant1	High	2480	AV	2498.960	-47.36	≤-41.20	47.84	≤54	PASS
3DH5	Ant1	Low	2402	Peak	2390.000	-40.02	≤-21.20	55.18	≤74	PASS
3DH5	Ant1	Low	2402	Peak	2310.000	-41.23	≤-21.20	53.97	≤74	PASS
3DH5	Ant1	Low	2402	Peak	2341.580	-38.9	≤-21.20	56.30	≤74	PASS
3DH5	Ant1	Low	2402	AV	2390.000	-48.51	≤-41.20	46.69	≤54	PASS
3DH5	Ant1	Low	2402	AV	2310.000	-49.29	≤-41.20	45.91	≤54	PASS
3DH5	Ant1	Low	2402	AV	2349.770	-48.02	≤-41.20	47.18	≤54	PASS
3DH5	Ant1	High	2480	Peak	2483.500	-41.72	≤-21.20	53.48	≤74	PASS
3DH5	Ant1	High	2480	Peak	2500.000	-41.16	≤-21.20	54.04	≤74	PASS
3DH5	Ant1	High	2480	Peak	2495.200	-38.35	≤-21.20	56.85	≤74	PASS
3DH5	Ant1	High	2480	AV	2483.500	-48.5	≤-41.20	46.70	≤54	PASS
3DH5	Ant1	High	2480	AV	2500.000	-48.43	≤-41.20	46.77	≤54	PASS
3DH5	Ant1	High	2480	AV	2493.440	-47.23	≤-41.20	47.97	≤54	PASS

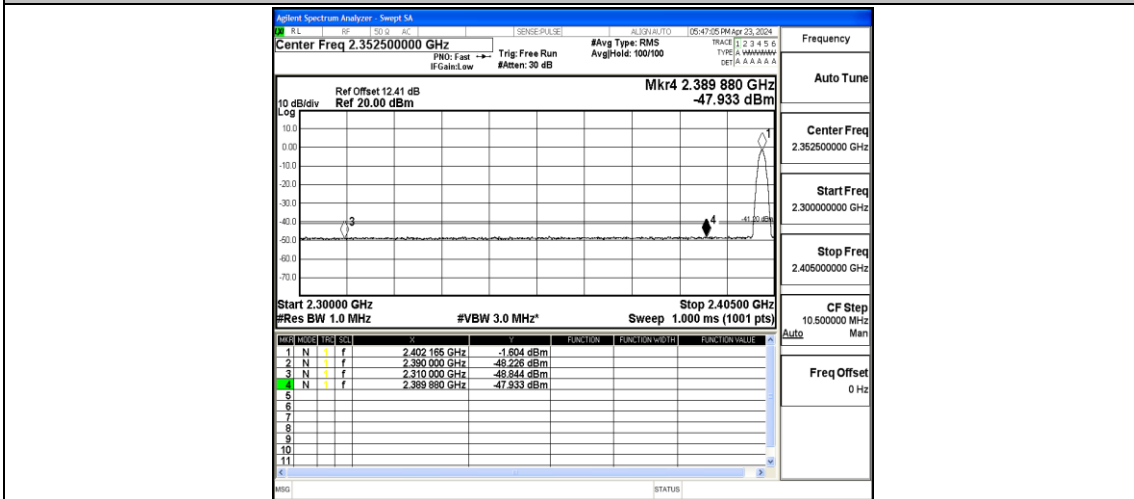
Note:

1. The Antenna Gain is compensated in the graph.
2. The limit in dBm for average detector is conversion from 54dBuV/m, according to 15.209(a). The limit in dBm for peak detector is 20dB above the limit of average detector in dBm.

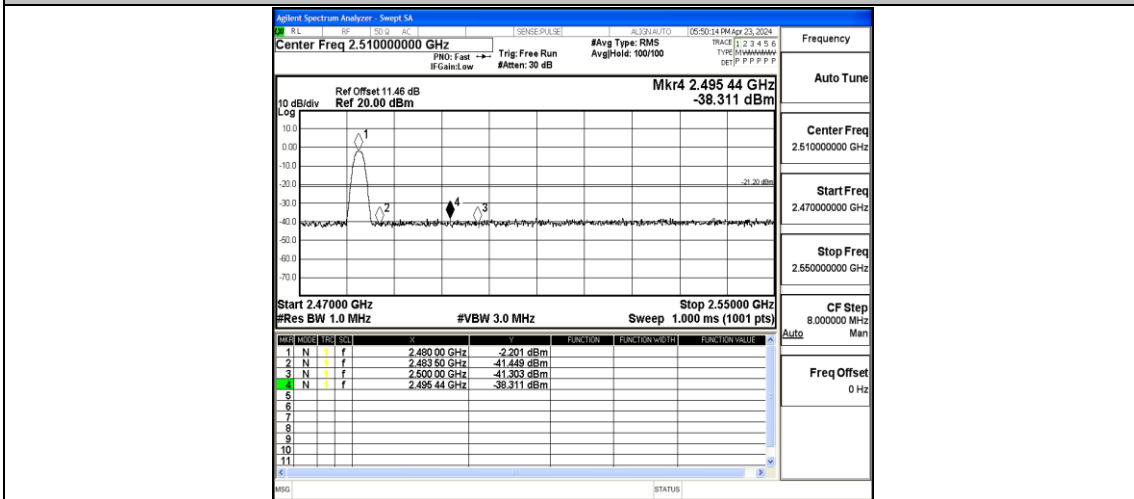
Test Graphs



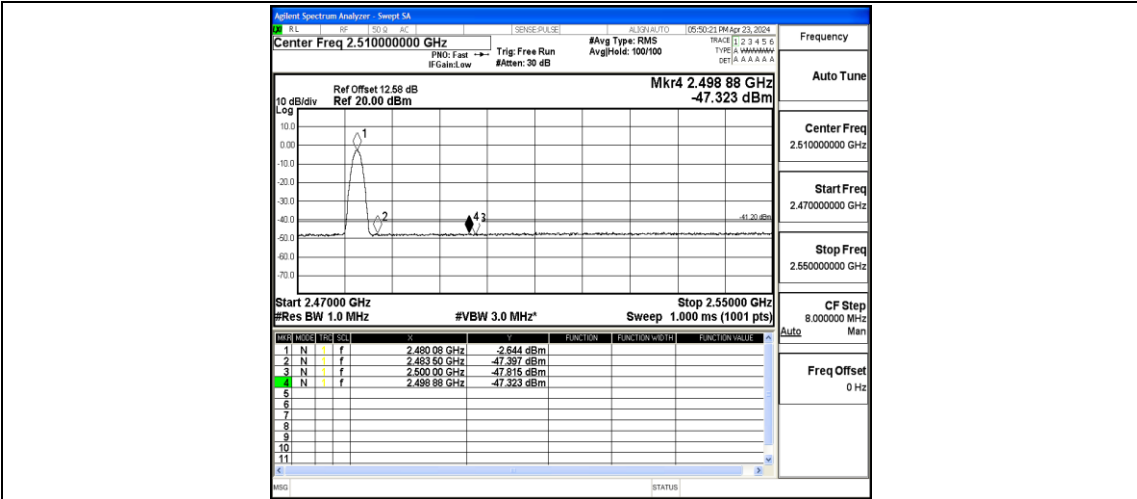
DH5-Ant1-2402-PASS



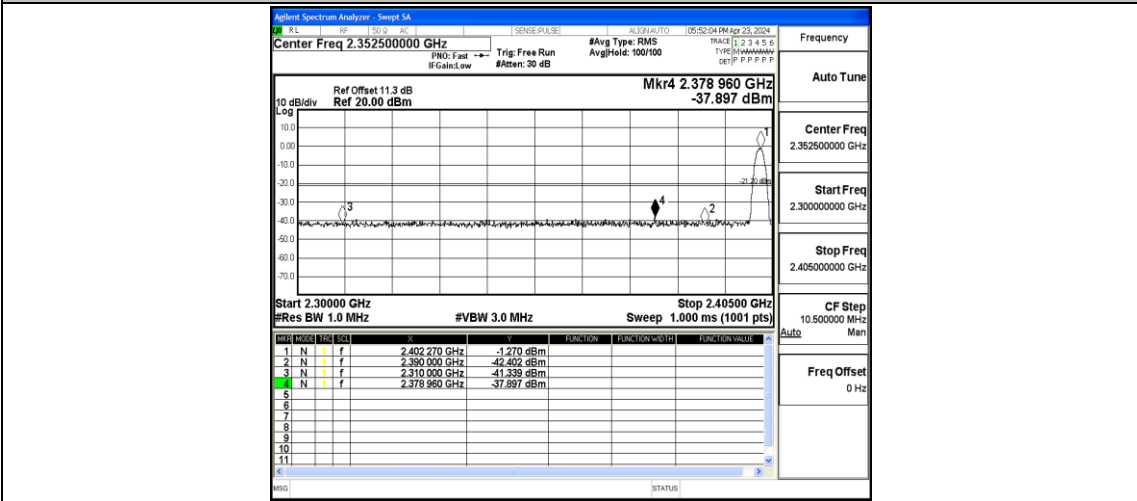
DH5-Ant1-2402-PASS



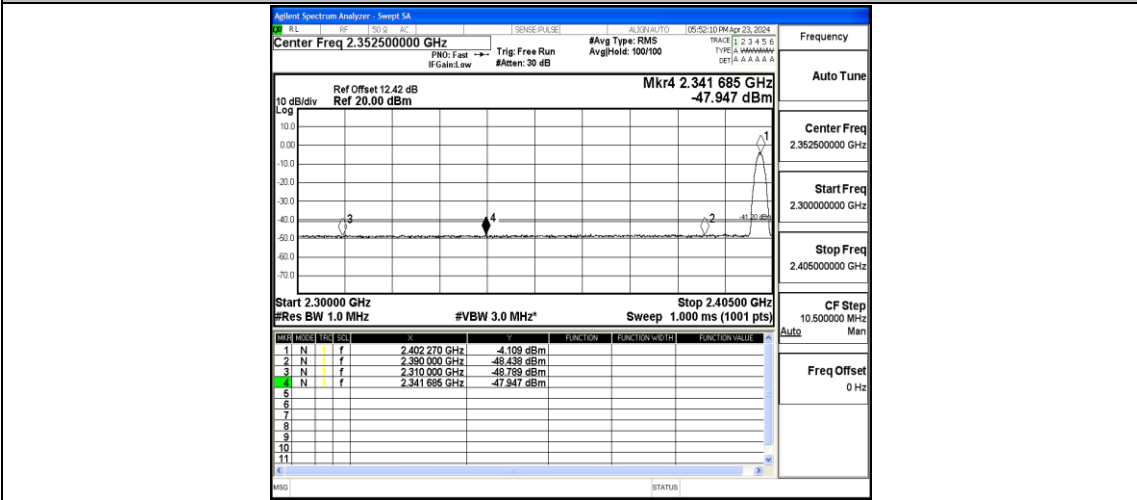
DH5-Ant1-2480-PASS



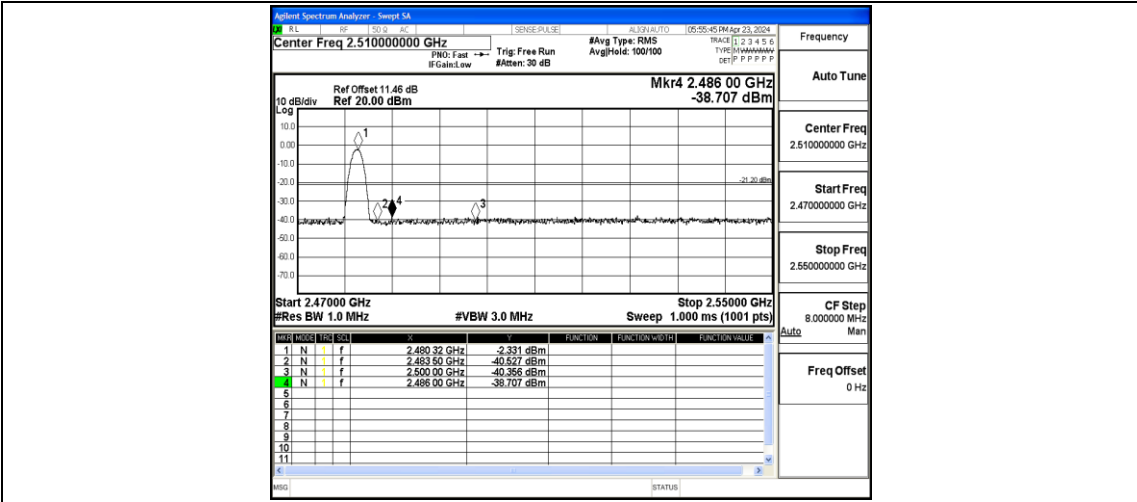
DH5-Ant1-2480-PASS



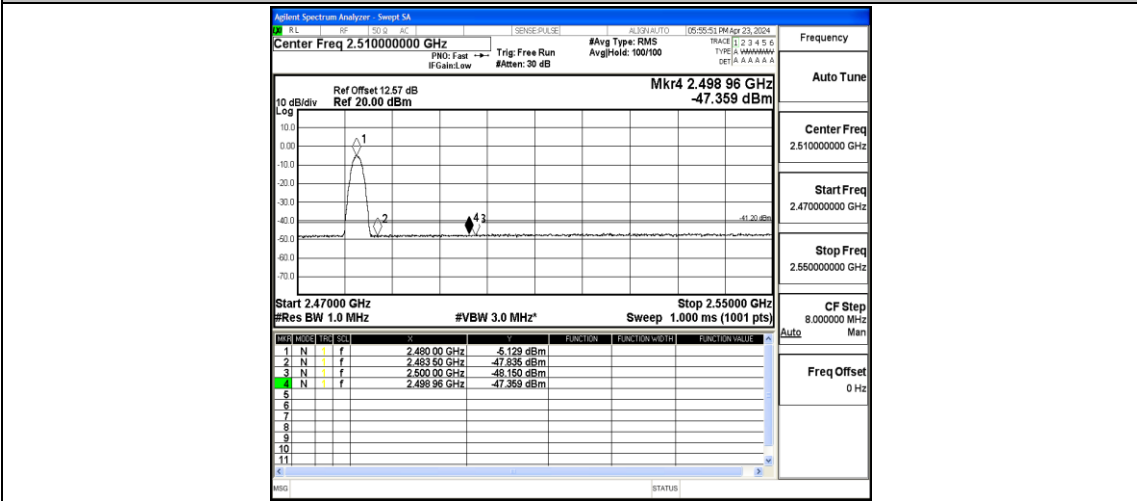
2DH5-Ant1-2402-PASS



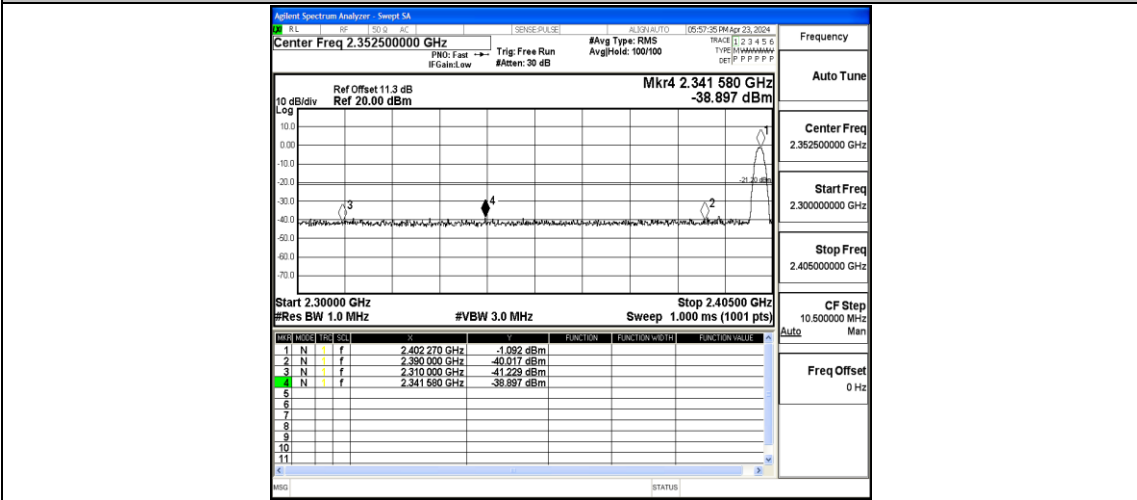
2DH5-Ant1-2402-PASS



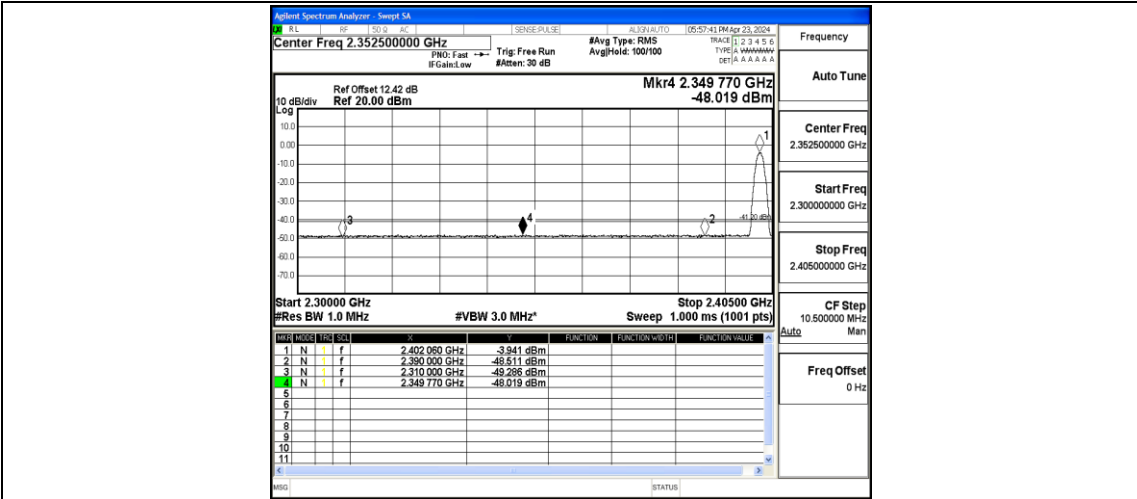
2DH5-Ant1-2480-PASS



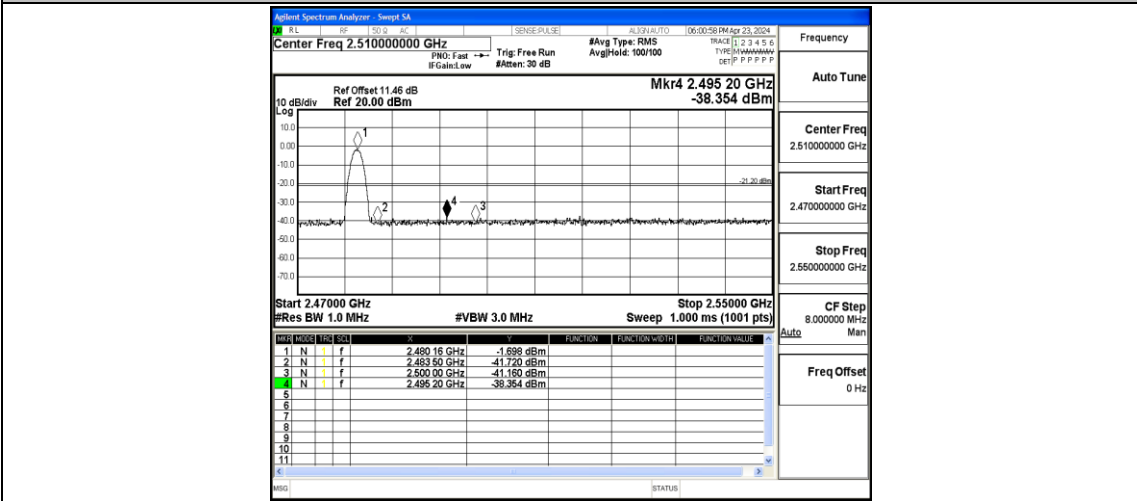
2DH5-Ant1-2480-PASS



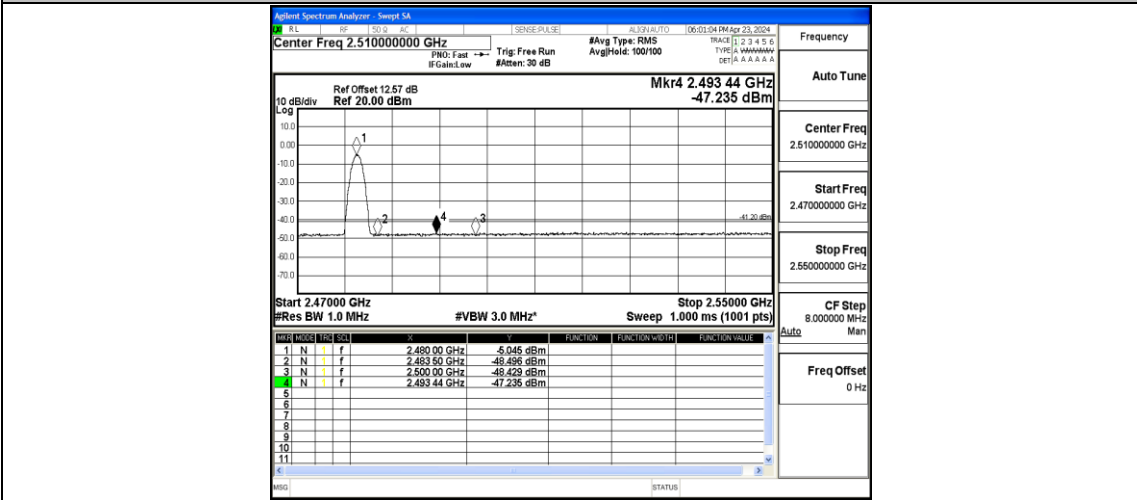
3DH5-Ant1-2402-PASS



3DH5-Ant1-2402-PASS



3DH5-Ant1-2480-PASS



3DH5-Ant1-2480-PASS